



# Sunshine Coast QLD Professional

## Race 7: THRIVE AND SHINE Class 1 Handicap - 1000m

08 September 2024 - 16:35



Track Rating: Good 4, Weather: Fine, Rail Position: +12m Entire

Section		Overall									Last 600m		
Field Times		0:57.55 (0:13.05)									0:34.10		
		800m			600m			400m			200m		
		0:44.50 (0:10.40)			0:34.10 (0:10.86)			0:23.24 (0:11.20)			0:12.04 (0:12.04)		
Rank	TAB	Horse/Jockey	Barrier	Top Speed [km/h]	Fastest Section	Overall	800m	600m	400m	200m	Margin	Last 600m	Distance Travelled [m]
1	3	<b>FAST FUSION</b> Emily Lang	2	71.4	0:10.41	0:57.55 [1] (0:13.10)	0:44.45 [2] (0:10.41)	0:34.04 [2] (0:10.80)	0:23.24 [1] (0:11.20)	0:12.04 [1] (0:12.04)	0:57.55	0:34.04	
2	13	<b>CRYPTIC PRISM</b> Cody Collis	6	70.4	0:10.52	0:57.89 [2] (0:13.30)	0:44.59 [5] (0:10.52)	0:34.07 [6] (0:10.85)	0:23.22 [6] (0:11.14)	0:12.08 [3] (0:12.08)	2L	0:34.07	-2
3	11	<b>REVITUP CHARLIE</b> Karl Zechner	7	71.3	0:10.44	0:58.09 [3] (0:13.35)	0:44.74 [6] (0:10.44)	0:34.30 [5] (0:10.87)	0:23.43 [5] (0:11.09)	0:12.34 [2] (0:12.34)	3L	0:34.30	+6
4	15	<b>DIVINE GEM</b> Nathan Thomas	8	70.3	0:10.47	0:58.12 [4] (0:13.57)	0:44.55 [8] (0:10.47)	0:34.08 [7] (0:11.01)	0:23.07 [8] (0:11.07)	0:12.00 [6] (0:12.00)	3.2L	0:34.08	+3
5	6	<b>STEP ALONG</b> Minonette Kennedy	1	71.5	0:10.50	0:58.28 [5] (0:13.16)	0:45.12 [3] (0:10.50)	0:34.62 [3] (0:10.94)	0:23.68 [4] (0:11.27)	0:12.41 [4] (0:12.41)	4L	0:34.62	-2
6	16	<b>RASHEED</b> Rob Thorburn	14	69.8	0:10.71	0:58.47 [6] (0:13.45)	0:45.02 [7] (0:10.71)	0:34.31 [9] (0:11.12)	0:23.19 [9] (0:11.09)	0:12.10 [9] (0:12.10)	5L	0:34.31	+5
7	12	<b>JAFUBOY</b> Tiffani Brooker	12	70.9	0:10.50	0:58.57 [7] (0:13.17)	0:45.40 [4] (0:10.50)	0:34.90 [4] (0:10.92)	0:23.98 [3] (0:11.37)	0:12.61 [5] (0:12.61)	5.4L	0:34.90	+2
8	5	<b>DON'T CHA WISH</b> Nikita Beriman	4	69.7	0:10.47	0:58.71 [8] (0:13.66)	0:45.05 [9] (0:10.47)	0:34.58 [8] (0:10.91)	0:23.67 [7] (0:11.33)	0:12.34 [8] (0:12.34)	6.2L	0:34.58	-2
9	8	<b>SNEAKY TOO</b> Dale Smith	3	72.0	0:10.40	0:59.43 [9] (0:13.05)	0:46.38 [1] (0:10.40)	0:35.98 [1] (0:11.13)	0:24.85 [2] (0:11.60)	0:13.25 [7] (0:13.25)	10.2L	0:35.98	+5

Scratched: On The Target (#14), Port Erin (#2), Bengal Diamond (#9), Shako (#1), Adoradec (#4), Loken (#7), What A Doozy (#10)

[ ] Ranking at each section and finish  
 -:-:- No data available at this section  
 NA No data available

SCN Saddle cloth number  
 DNF Did not finish  
 DNT Did not track



Horse/Jockey Name	Fast Fusion
Final Rank	1
Fastest Section Time (Section)	0:10.41 (800m)
Top Speed [km/h] (Section)	71.4 (Overall)
Race State	Finished



Sunshine Coast QLD Professional

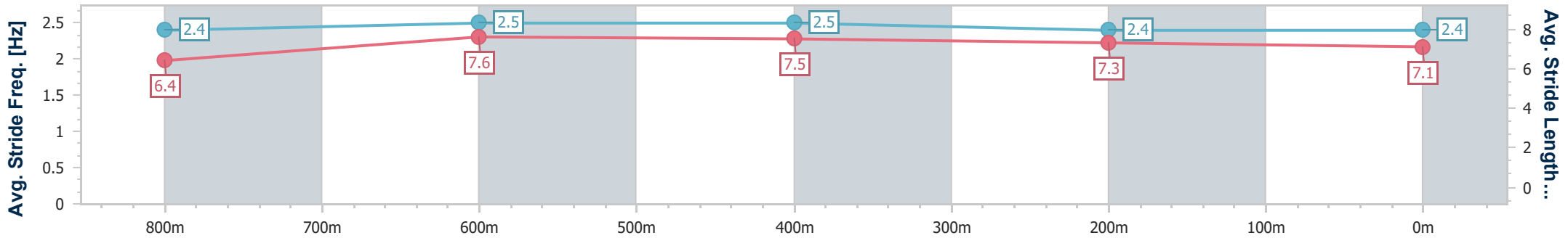
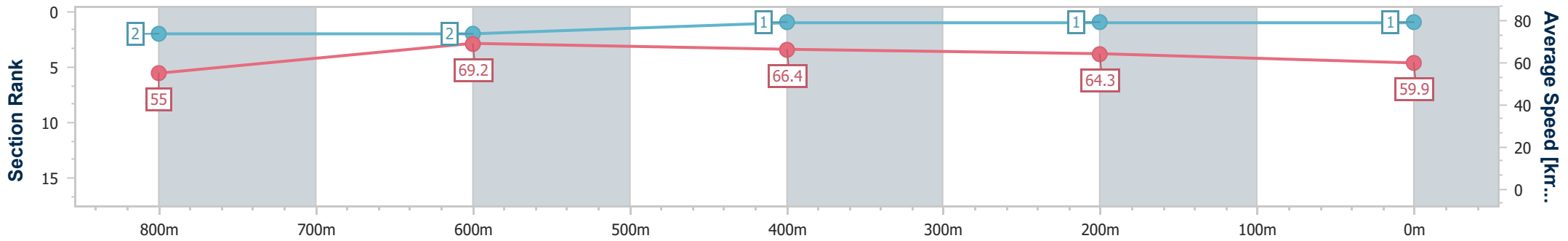
Race 7: THRIVE AND SHINE Class 1 Handicap - 1000m



08 September 2024 - 16:35

Track Rating: Good 4, Weather: Fine, Rail Position: +12m Entire

Section	Overall	800m	600m	400m	200m
Section Times	0:57.55 [1] (0:13.10)	0:44.45 [2] (0:10.41)	0:34.04 [2] (0:10.80)	0:23.24 [1] (0:11.20)	0:12.04 [1] (0:12.04)
Average Speed [km/h]	55.0	69.2	66.4	64.3	59.9
Top Speed [km/h]	71.4	70.9	67.5	65.8	62.4
Avg. Dist. to Rail [m]	1.9	1.0	0.7	0.3	0.4
Avg. Stride Freq. [Hz]	2.4	2.5	2.5	2.4	2.4
Avg. Stride Length [m]	6.4	7.6	7.5	7.3	7.1



- [ ] Ranking at each section and finish
- .-.-.- No data available at this section
- NA No data available



Horse/Jockey Name	Cryptic Prism
Final Rank	2
Fastest Section Time (Section)	0:10.52 (800m)
Top Speed [km/h] (Section)	70.4 (800m)
Race State	Finished



### Sunshine Coast QLD Professional

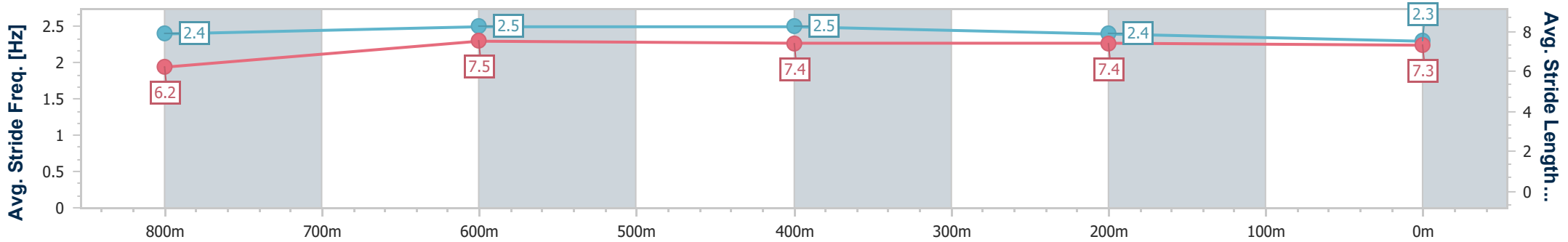
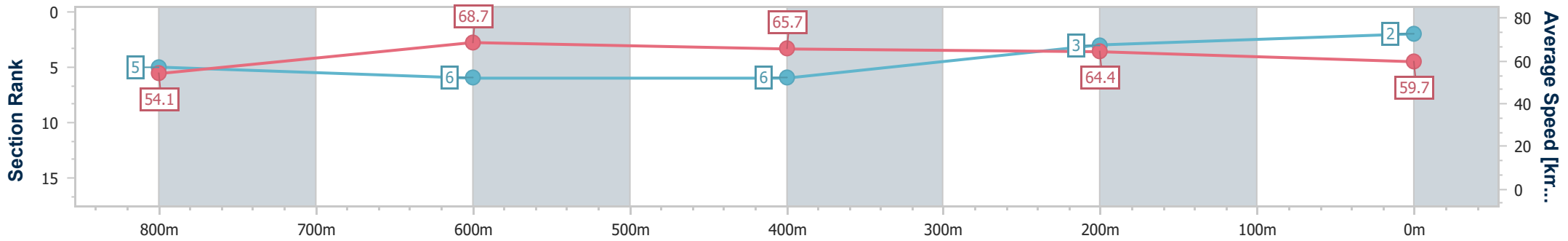
Race 7: THRIVE AND SHINE Class 1 Handicap - 1000m



08 September 2024 - 16:35

Track Rating: Good 4, Weather: Fine, Rail Position: +12m Entire

Section	Overall	800m	600m	400m	200m
Section Times	0:57.89 [2] (0:13.30)	0:44.59 [5] (0:10.52)	0:34.07 [6] (0:10.85)	0:23.22 [6] (0:11.14)	0:12.08 [3] (0:12.08)
Average Speed [km/h]	54.1	68.7	65.7	64.4	59.7
Top Speed [km/h]	70.3	70.4	67.5	65.7	63.8
Avg. Dist. to Rail [m]	4.0	0.7	1.9	1.5	0.6
Avg. Stride Freq. [Hz]	2.4	2.5	2.5	2.4	2.3
Avg. Stride Length [m]	6.2	7.5	7.4	7.4	7.3



- [ ] Ranking at each section and finish
- .-.- No data available at this section
- NA No data available



Horse/Jockey Name	Revitup Charlie
Final Rank	3
Fastest Section Time (Section)	0:10.44 (800m)
Top Speed [km/h] (Section)	71.3 (800m)
Race State	Finished



### Sunshine Coast QLD Professional

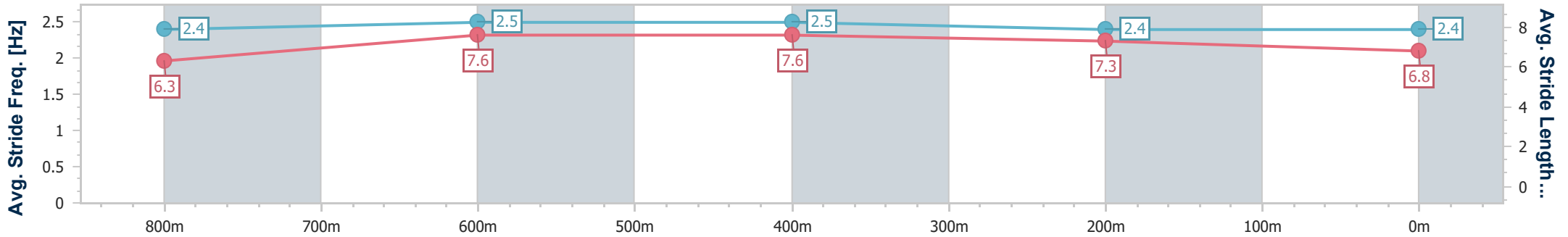
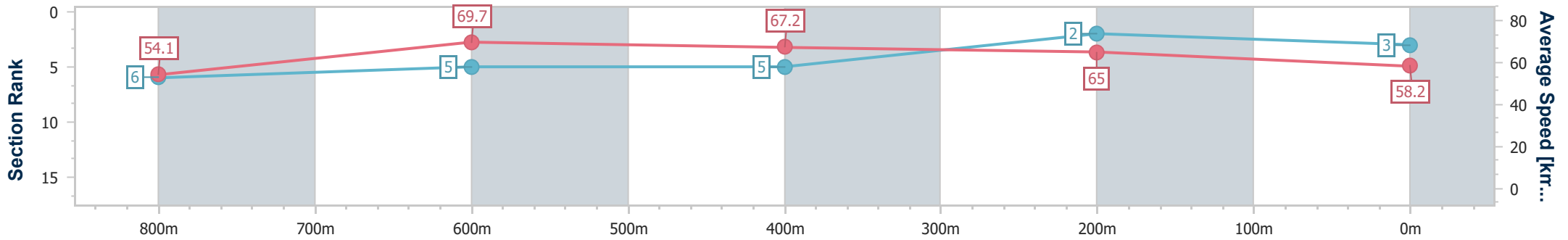
Race 7: THRIVE AND SHINE Class 1 Handicap - 1000m



08 September 2024 - 16:35

Track Rating: Good 4, Weather: Fine, Rail Position: +12m Entire

Section	Overall	800m	600m	400m	200m
Section Times	0:58.09 [3] (0:13.35)	0:44.74 [6] (0:10.44)	0:34.30 [5] (0:10.87)	0:23.43 [5] (0:11.09)	0:12.34 [2] (0:12.34)
Average Speed [km/h]	54.1	69.7	67.2	65.0	58.2
Top Speed [km/h]	71.1	71.3	68.1	67.7	62.1
Avg. Dist. to Rail [m]	5.8	3.7	2.3	3.2	2.3
Avg. Stride Freq. [Hz]	2.4	2.5	2.5	2.4	2.4
Avg. Stride Length [m]	6.3	7.6	7.6	7.3	6.8



- [ ] Ranking at each section and finish
- .-.-.- No data available at this section
- NA No data available



Horse/Jockey Name	Divine Gem
Final Rank	4
Fastest Section Time (Section)	0:10.47 (800m)
Top Speed [km/h] (Section)	70.3 (800m)
Race State	Finished



### Sunshine Coast QLD Professional

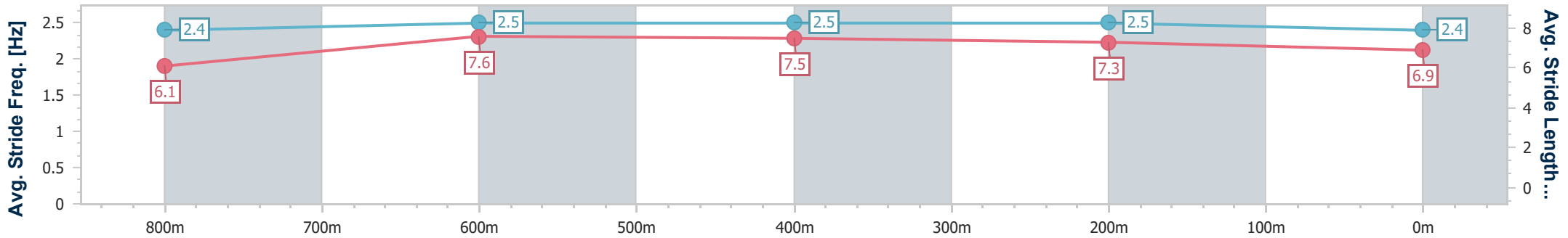
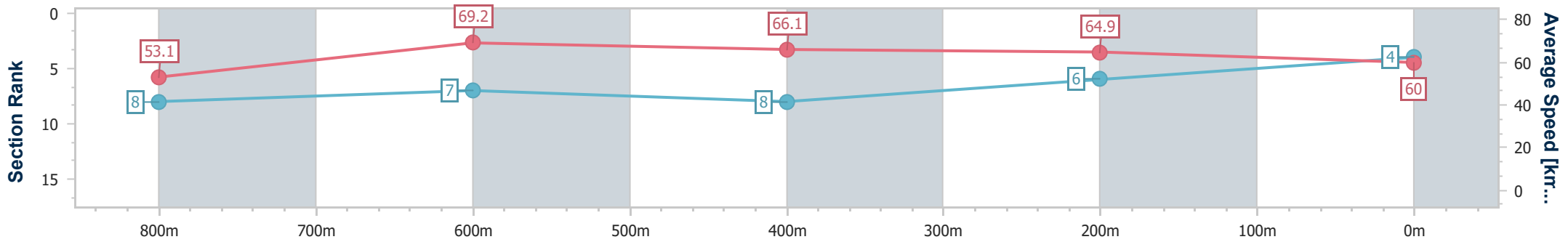
Race 7: THRIVE AND SHINE Class 1 Handicap - 1000m



08 September 2024 - 16:35

Track Rating: Good 4, Weather: Fine, Rail Position: +12m Entire

Section	Overall	800m	600m	400m	200m
Section Times	0:58.12 [4] (0:13.57)	0:44.55 [8] (0:10.47)	0:34.08 [7] (0:11.01)	0:23.07 [8] (0:11.07)	0:12.00 [6] (0:12.00)
Average Speed [km/h]	53.1	69.2	66.1	64.9	60.0
Top Speed [km/h]	68.4	70.3	68.3	66.1	62.9
Avg. Dist. to Rail [m]	5.8	1.8	1.4	3.4	3.6
Avg. Stride Freq. [Hz]	2.4	2.5	2.5	2.5	2.4
Avg. Stride Length [m]	6.1	7.6	7.5	7.3	6.9



- [ ] Ranking at each section and finish
- .-.- No data available at this section
- NA No data available



Horse/Jockey Name	Step Along
Final Rank	5
Fastest Section Time (Section)	0:10.50 (800m)
Top Speed [km/h] (Section)	71.5 (Overall)
Race State	Finished



### Sunshine Coast QLD Professional

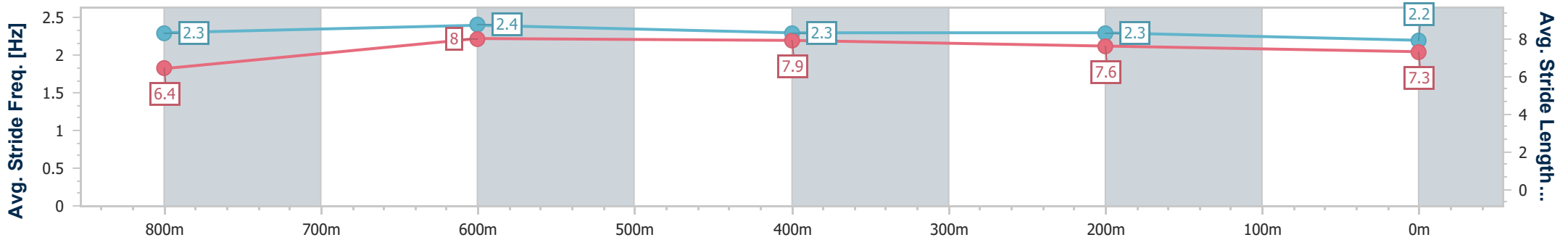
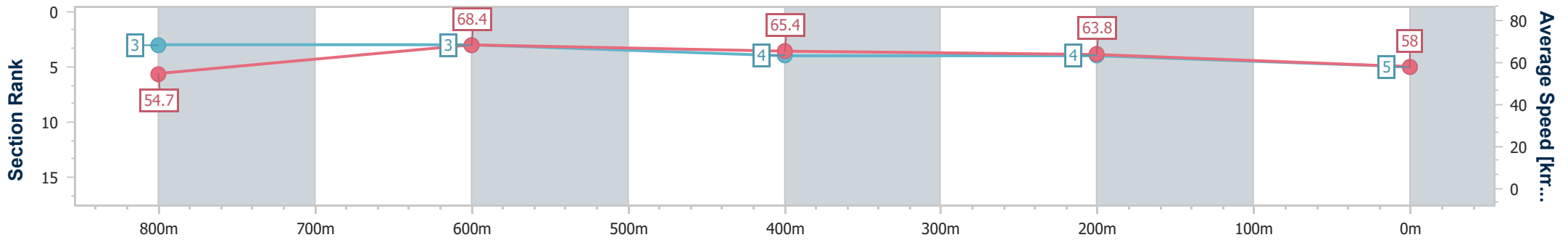
Race 7: THRIVE AND SHINE Class 1 Handicap - 1000m



08 September 2024 - 16:35

Track Rating: Good 4, Weather: Fine, Rail Position: +12m Entire

Section	Overall	800m	600m	400m	200m
Section Times	0:58.28 [5] (0:13.16)	0:45.12 [3] (0:10.50)	0:34.62 [3] (0:10.94)	0:23.68 [4] (0:11.27)	0:12.41 [4] (0:12.41)
Average Speed [km/h]	54.7	68.4	65.4	63.8	58.0
Top Speed [km/h]	71.5	70.9	66.9	64.8	61.9
Avg. Dist. to Rail [m]	1.3	0.6	1.3	1.2	1.2
Avg. Stride Freq. [Hz]	2.3	2.4	2.3	2.3	2.2
Avg. Stride Length [m]	6.4	8.0	7.9	7.6	7.3



- [ ] Ranking at each section and finish
- .-.- No data available at this section
- NA No data available



Horse/Jockey Name	Rasheed
Final Rank	6
Fastest Section Time (Section)	0:10.71 (800m)
Top Speed [km/h] (Section)	69.8 (Overall)
Race State	Finished



Sunshine Coast QLD Professional

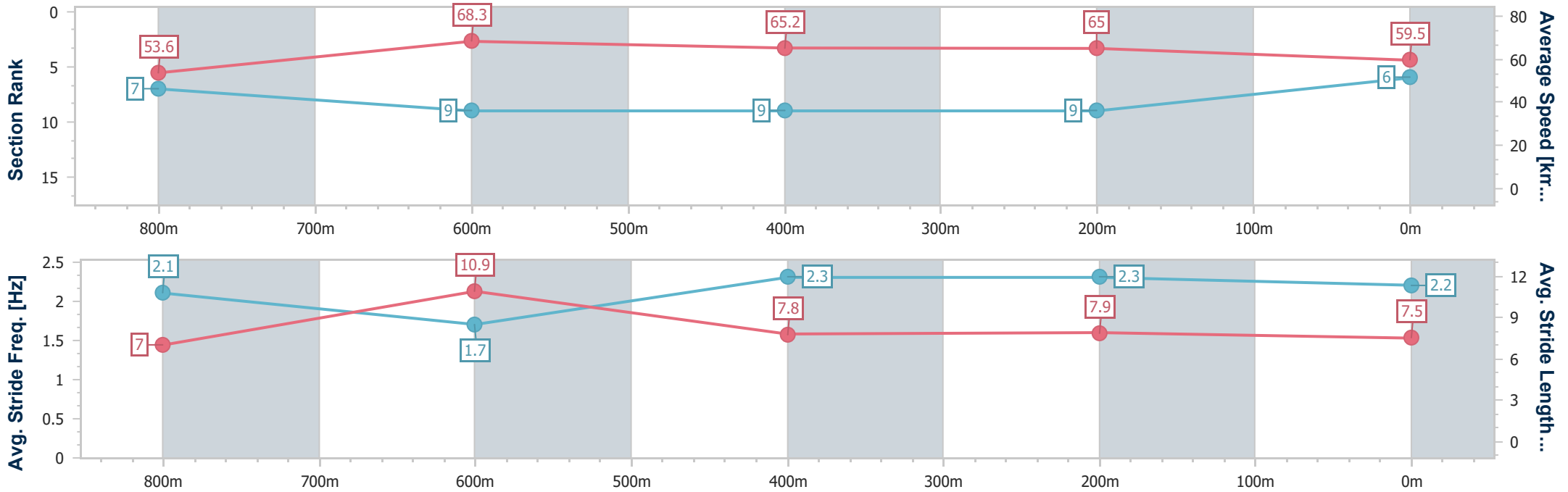
Race 7: THRIVE AND SHINE Class 1 Handicap - 1000m



08 September 2024 - 16:35

Track Rating: Good 4, Weather: Fine, Rail Position: +12m Entire

Section	Overall	800m	600m	400m	200m
Section Times	0:58.47 [6] (0:13.45)	0:45.02 [7] (0:10.71)	0:34.31 [9] (0:11.12)	0:23.19 [9] (0:11.09)	0:12.10 [9] (0:12.10)
Average Speed [km/h]	53.6	68.3	65.2	65.0	59.5
Top Speed [km/h]	69.8	69.6	66.4	66.1	63.9
Avg. Dist. to Rail [m]	8.0	4.4	1.2	3.4	4.3
Avg. Stride Freq. [Hz]	2.1	1.7	2.3	2.3	2.2
Avg. Stride Length [m]	7.0	10.9	7.8	7.9	7.5



- [ ] Ranking at each section and finish
- .-.- No data available at this section
- NA No data available



Horse/Jockey Name	Jafuboy
Final Rank	7
Fastest Section Time (Section)	0:10.50 (800m)
Top Speed [km/h] (Section)	70.9 (800m)
Race State	Finished



### Sunshine Coast QLD Professional

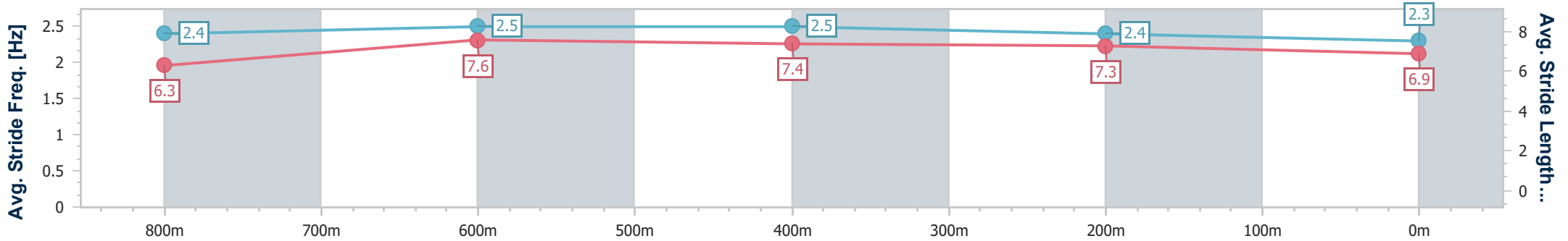
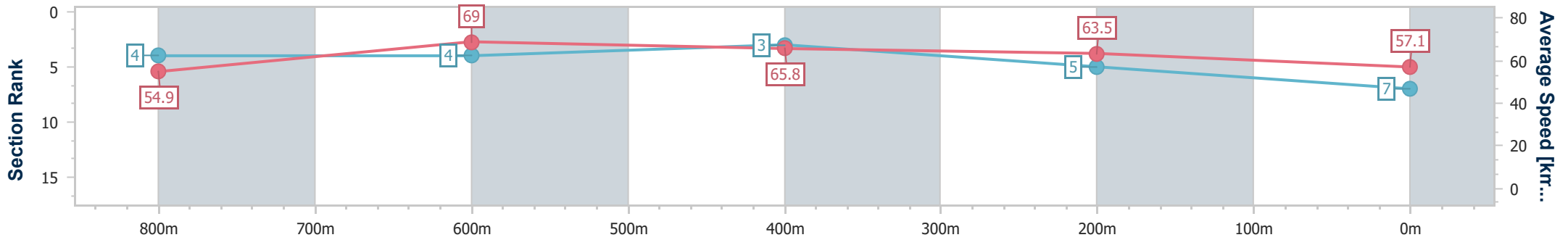
Race 7: THRIVE AND SHINE Class 1 Handicap - 1000m



08 September 2024 - 16:35

Track Rating: Good 4, Weather: Fine, Rail Position: +12m Entire

Section	Overall	800m	600m	400m	200m
Section Times	0:58.57 [7] (0:13.17)	0:45.40 [4] (0:10.50)	0:34.90 [4] (0:10.92)	0:23.98 [3] (0:11.37)	0:12.61 [5] (0:12.61)
Average Speed [km/h]	54.9	69.0	65.8	63.5	57.1
Top Speed [km/h]	70.6	70.9	67.5	65.1	61.5
Avg. Dist. to Rail [m]	6.6	2.9	0.4	0.6	0.8
Avg. Stride Freq. [Hz]	2.4	2.5	2.5	2.4	2.3
Avg. Stride Length [m]	6.3	7.6	7.4	7.3	6.9



- [ ] Ranking at each section and finish
- .-.- No data available at this section
- NA No data available





Horse/Jockey Name	Don't Cha Wish
Final Rank	8
Fastest Section Time (Section)	0:10.47 (800m)
Top Speed [km/h] (Section)	69.7 (800m)
Race State	Finished



### Sunshine Coast QLD Professional

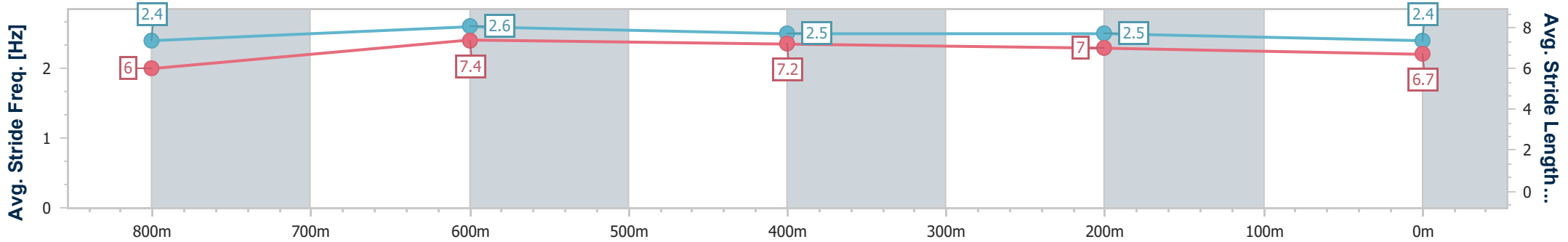
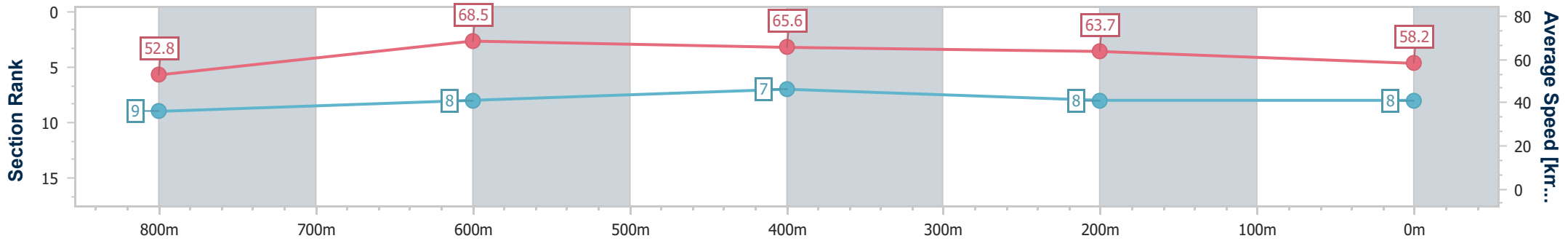
Race 7: THRIVE AND SHINE Class 1 Handicap - 1000m



08 September 2024 - 16:35

Track Rating: Good 4, Weather: Fine, Rail Position: +12m Entire

Section	Overall	800m	600m	400m	200m
Section Times	0:58.71 [8] (0:13.66)	0:45.05 [9] (0:10.47)	0:34.58 [8] (0:10.91)	0:23.67 [7] (0:11.33)	0:12.34 [8] (0:12.34)
Average Speed [km/h]	52.8	68.5	65.6	63.7	58.2
Top Speed [km/h]	69.5	69.7	67.7	64.6	62.1
Avg. Dist. to Rail [m]	3.1	0.5	1.1	0.6	0.3
Avg. Stride Freq. [Hz]	2.4	2.6	2.5	2.5	2.4
Avg. Stride Length [m]	6.0	7.4	7.2	7.0	6.7



- [ ] Ranking at each section and finish
- .-.- No data available at this section
- NA No data available



Horse/Jockey Name	Sneaky Too
Final Rank	9
Fastest Section Time (Section)	0:10.40 (800m)
Top Speed [km/h] (Section)	72.0 (800m)
Race State	Finished



### Sunshine Coast QLD Professional

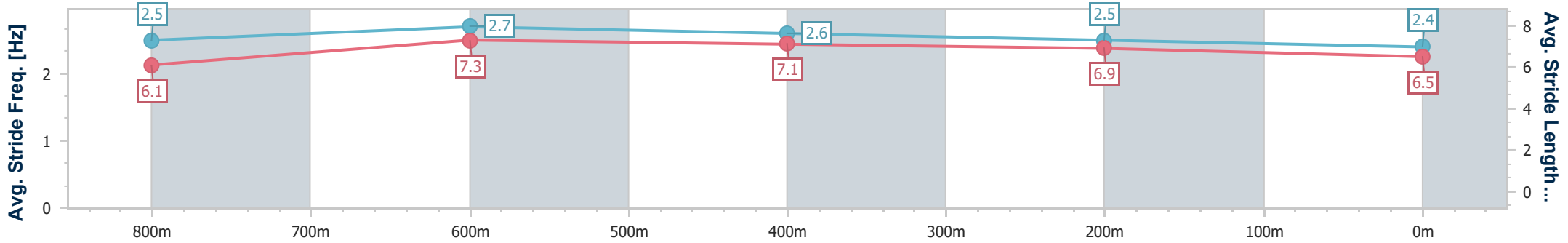
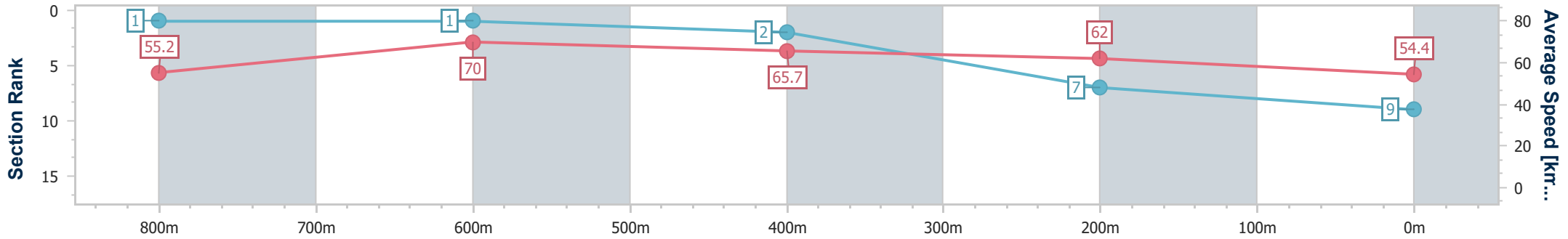
Race 7: THRIVE AND SHINE Class 1 Handicap - 1000m



08 September 2024 - 16:35

Track Rating: Good 4, Weather: Fine, Rail Position: +12m Entire

Section	Overall	800m	600m	400m	200m
Section Times	0:59.43 [9] (0:13.05)	0:46.38 [1] (0:10.40)	0:35.98 [1] (0:11.13)	0:24.85 [2] (0:11.60)	0:13.25 [7] (0:13.25)
Average Speed [km/h]	55.2	70.0	65.7	62.0	54.4
Top Speed [km/h]	68.4	72.0	67.6	65.0	57.9
Avg. Dist. to Rail [m]	3.0	2.8	2.1	1.3	1.4
Avg. Stride Freq. [Hz]	2.5	2.7	2.6	2.5	2.4
Avg. Stride Length [m]	6.1	7.3	7.1	6.9	6.5



- [ ] Ranking at each section and finish
- .-.- No data available at this section
- NA No data available