



# Sunshine Coast QLD Professional

## Race 6: MESSY HEN BENCHMARK 68 Handicap - 1000m

08 September 2024 - 16:00



Track Rating: Good 4, Weather: Fine, Rail Position: +12m Entire

Section		Overall	800m	600m	400m	200m	Last 600m					
Field Times		0:57.32 (0:12.92)	0:44.40 (0:10.35)	0:34.05 (0:10.83)	0:23.22 (0:11.19)	0:12.03 (0:12.03)	0:34.05					
Rank	TAB Horse/Jockey	Barrier	Top Speed [km/h]	Fastest Section	Margin					Distance Travelled [m]		
1	3 SHAKO James Orman	6	71.2	0:10.70	0:57.32 [1] (0:13.03)	0:44.29 [3] (0:10.72)	0:33.57 [4] (0:10.88)	0:22.69 [4] (0:10.70)	0:11.99 [2] (0:11.99)	0:57.32	0:33.57	
2	5 BEACHSIDE BABE Samantha Collett	10	71.9	0:10.35	0:57.56 [2] (0:12.92)	0:44.64 [1] (0:10.35)	0:34.29 [1] (0:10.83)	0:23.46 [1] (0:11.19)	0:12.27 [1] (0:12.27)	1.3L	0:34.29	+0
3	8 VIKING VALOUR Chelsea Baker	5	68.5	0:10.72	0:58.05 [3] (0:13.19)	0:44.86 [5] (0:10.72)	0:34.14 [5] (0:10.81)	0:23.33 [5] (0:11.01)	0:12.32 [4] (0:12.32)	4.1L	0:34.14	+1
4	6 MR POLAR Brodie Moffat	12	71.7	0:10.34	0:58.15 [4] (0:12.93)	0:45.22 [2] (0:10.34)	0:34.88 [2] (0:10.97)	0:23.91 [2] (0:11.23)	0:12.68 [3] (0:12.68)	4.6L	0:34.88	+2
5	12 MAXIE TAP Trudy Thornton	8	69.5	0:10.48	0:58.22 [5] (0:13.60)	0:44.62 [7] (0:10.48)	0:34.14 [6] (0:10.73)	0:23.41 [6] (0:11.10)	0:12.31 [6] (0:12.31)	4.9L	0:34.14	+0
6	7 PALAZZO SPIRIT Nathan Thomas	4	70.5	0:10.36	0:58.63 [6] (0:13.09)	0:45.54 [4] (0:10.36)	0:35.18 [3] (0:10.97)	0:24.21 [3] (0:11.38)	0:12.83 [5] (0:12.83)	7.2L	0:35.18	-2
7	10 VITTHAL Rob Thorburn	9	68.0	0:10.82	0:59.19 [7] (0:13.47)	0:45.72 [6] (0:10.82)	0:34.90 [7] (0:11.02)	0:23.88 [7] (0:11.33)	0:12.55 [7] (0:12.55)	10.5L	0:34.90	+0

Scratched: Groomed (#2), Jafuboy (#13), Divine Gem (#9), Port Erin (#4), Sneaky Too (#11), Great Barrier Reef (#1)

[ ] Ranking at each section and finish  
 -:-:- No data available at this section  
 NA No data available

SCN Saddle cloth number  
 DNF Did not finish  
 DNT Did not track



Horse/Jockey Name	Shako
Final Rank	1
Fastest Section Time (Section)	0:10.70 (400m)
Top Speed [km/h] (Section)	71.2 (Overall)
Race State	Finished



### Sunshine Coast QLD Professional

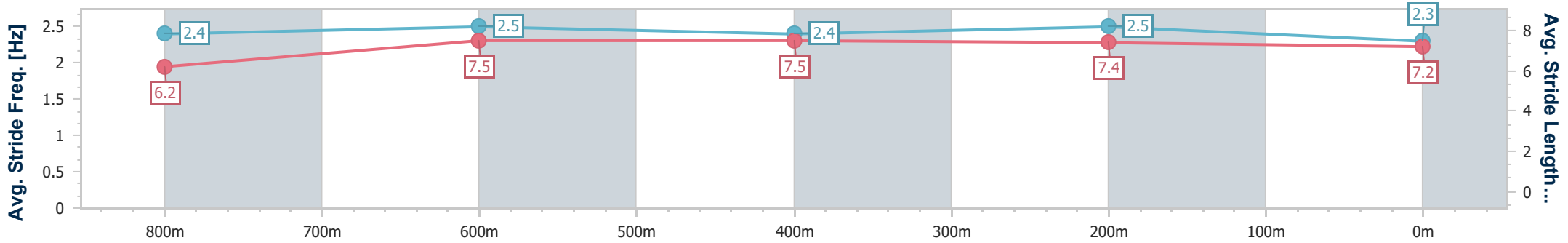
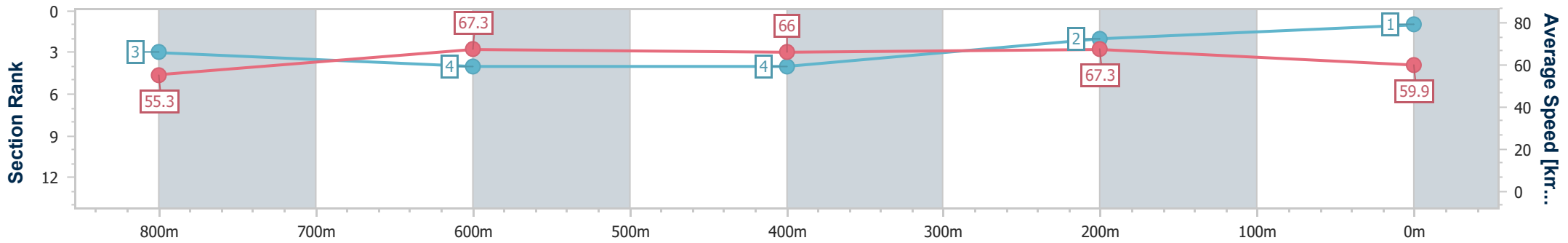
Race 6: MESSY HEN BENCHMARK 68 Handicap - 1000m



08 September 2024 - 16:00

Track Rating: Good 4, Weather: Fine, Rail Position: +12m Entire

Section	Overall	800m	600m	400m	200m
Section Times	0:57.32 [1] (0:13.03)	0:44.29 [3] (0:10.72)	0:33.57 [4] (0:10.88)	0:22.69 [4] (0:10.70)	0:11.99 [2] (0:11.99)
Average Speed [km/h]	55.3	67.3	66.0	67.3	59.9
Top Speed [km/h]	71.2	68.1	67.3	68.2	64.6
Avg. Dist. to Rail [m]	3.9	1.3	0.7	0.6	1.6
Avg. Stride Freq. [Hz]	2.4	2.5	2.4	2.5	2.3
Avg. Stride Length [m]	6.2	7.5	7.5	7.4	7.2



- [ ] Ranking at each section and finish
- .-.- No data available at this section
- NA No data available



Horse/Jockey Name	Beachside Babe
Final Rank	2
Fastest Section Time (Section)	0:10.35 (800m)
Top Speed [km/h] (Section)	71.9 (800m)
Race State	Finished



Sunshine Coast QLD Professional

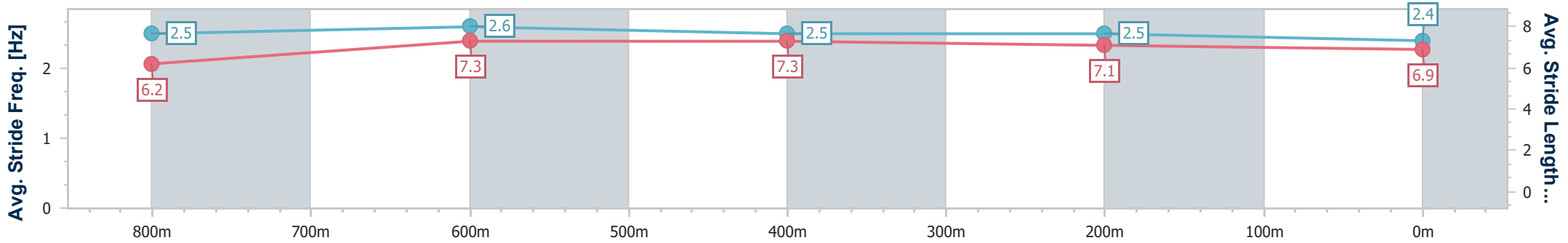
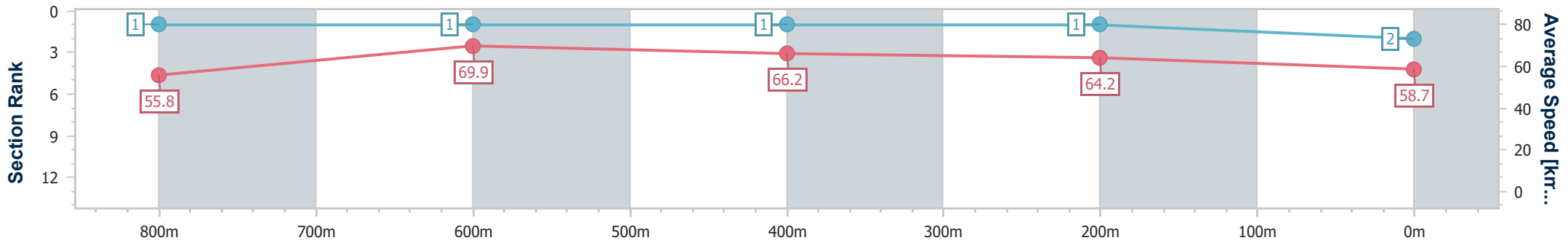
Race 6: MESSY HEN BENCHMARK 68 Handicap - 1000m



08 September 2024 - 16:00

Track Rating: Good 4, Weather: Fine, Rail Position: +12m Entire

Section	Overall	800m	600m	400m	200m
Section Times	0:57.56 [2] (0:12.92)	0:44.64 [1] (0:10.35)	0:34.29 [1] (0:10.83)	0:23.46 [1] (0:11.19)	0:12.27 [1] (0:12.27)
Average Speed [km/h]	55.8	69.9	66.2	64.2	58.7
Top Speed [km/h]	71.7	71.9	68.1	65.7	62.6
Avg. Dist. to Rail [m]	5.3	1.7	1.2	0.7	1.0
Avg. Stride Freq. [Hz]	2.5	2.6	2.5	2.5	2.4
Avg. Stride Length [m]	6.2	7.3	7.3	7.1	6.9



- [ ] Ranking at each section and finish
- .-.-.- No data available at this section
- NA No data available



Horse/Jockey Name	Viking Valour
Final Rank	3
Fastest Section Time (Section)	0:10.72 (800m)
Top Speed [km/h] (Section)	68.5 (800m)
Race State	Finished



Sunshine Coast QLD Professional

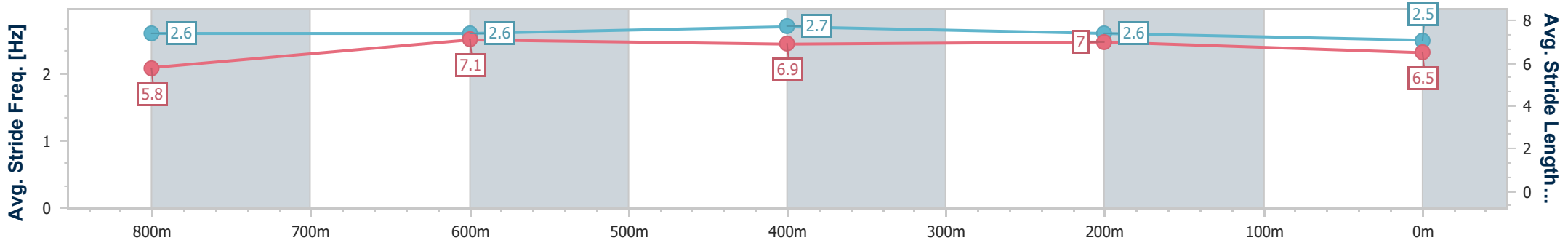
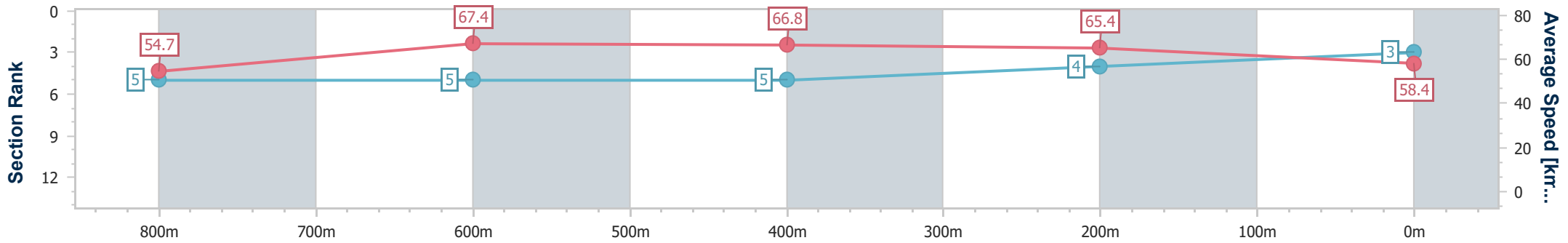
Race 6: MESSY HEN BENCHMARK 68 Handicap - 1000m



08 September 2024 - 16:00

Track Rating: Good 4, Weather: Fine, Rail Position: +12m Entire

Section	Overall	800m	600m	400m	200m
Section Times	0:58.05 [3] (0:13.19)	0:44.86 [5] (0:10.72)	0:34.14 [5] (0:10.81)	0:23.33 [5] (0:11.01)	0:12.32 [4] (0:12.32)
Average Speed [km/h]	54.7	67.4	66.8	65.4	58.4
Top Speed [km/h]	68.4	68.5	66.8	66.7	63.0
Avg. Dist. to Rail [m]	2.3	1.5	0.2	2.2	4.3
Avg. Stride Freq. [Hz]	2.6	2.6	2.7	2.6	2.5
Avg. Stride Length [m]	5.8	7.1	6.9	7.0	6.5



- [ ] Ranking at each section and finish
- .-.- No data available at this section
- NA No data available



Horse/Jockey Name	Mr Polar
Final Rank	4
Fastest Section Time (Section)	0:10.34 (800m)
Top Speed [km/h] (Section)	71.7 (800m)
Race State	Finished



Sunshine Coast QLD Professional

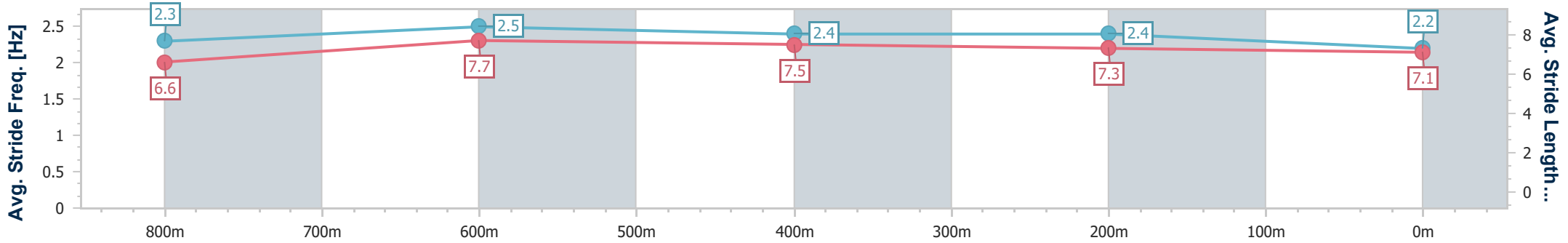
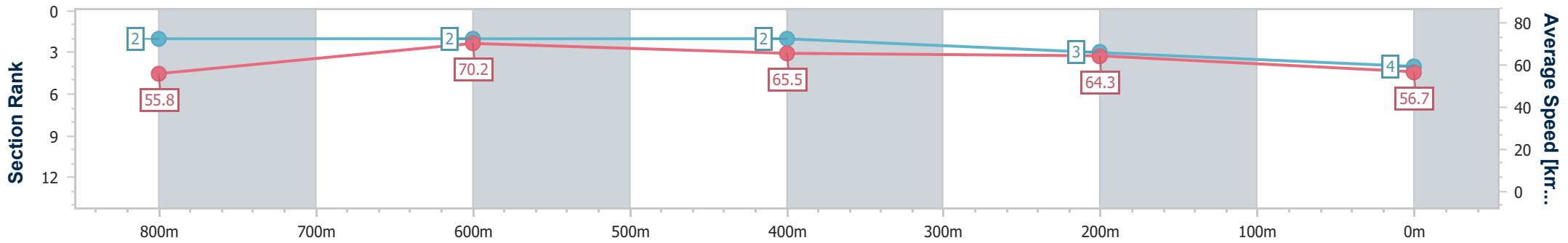
Race 6: MESSY HEN BENCHMARK 68 Handicap - 1000m



08 September 2024 - 16:00

Track Rating: Good 4, Weather: Fine, Rail Position: +12m Entire

Section	Overall	800m	600m	400m	200m
Section Times	0:58.15 [4] (0:12.93)	0:45.22 [2] (0:10.34)	0:34.88 [2] (0:10.97)	0:23.91 [2] (0:11.23)	0:12.68 [3] (0:12.68)
Average Speed [km/h]	55.8	70.2	65.5	64.3	56.7
Top Speed [km/h]	71.1	71.7	66.6	65.3	61.5
Avg. Dist. to Rail [m]	6.2	2.9	0.5	0.8	1.1
Avg. Stride Freq. [Hz]	2.3	2.5	2.4	2.4	2.2
Avg. Stride Length [m]	6.6	7.7	7.5	7.3	7.1



- [ ] Ranking at each section and finish
- .-.- No data available at this section
- NA No data available



Horse/Jockey Name	Maxie Tap
Final Rank	5
Fastest Section Time (Section)	0:10.48 (800m)
Top Speed [km/h] (Section)	69.5 (800m)
Race State	Finished



Sunshine Coast QLD Professional

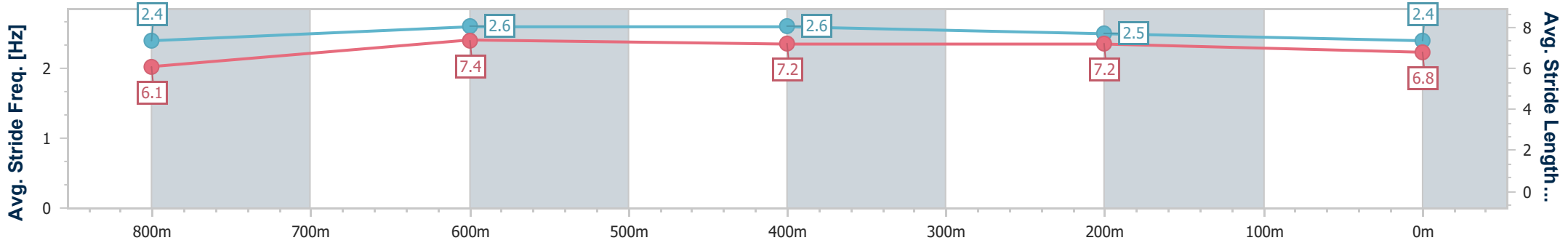
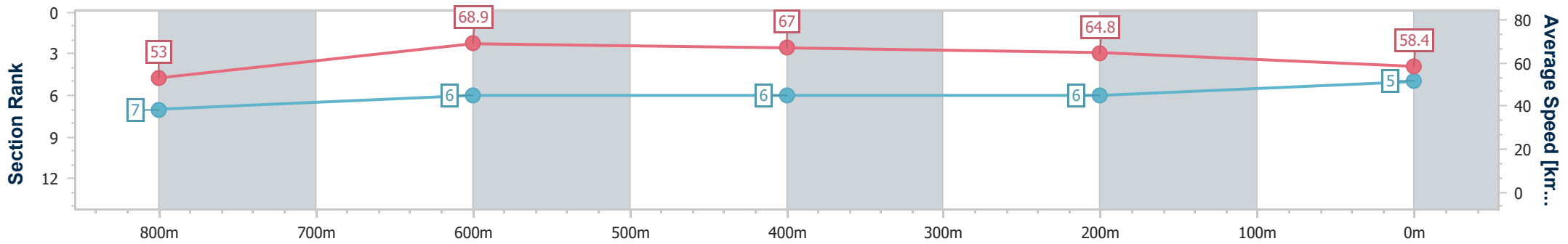
Race 6: MESSY HEN BENCHMARK 68 Handicap - 1000m



08 September 2024 - 16:00

Track Rating: Good 4, Weather: Fine, Rail Position: +12m Entire

Section	Overall	800m	600m	400m	200m
Section Times	0:58.22 [5] (0:13.60)	0:44.62 [7] (0:10.48)	0:34.14 [6] (0:10.73)	0:23.41 [6] (0:11.10)	0:12.31 [6] (0:12.31)
Average Speed [km/h]	53.0	68.9	67.0	64.8	58.4
Top Speed [km/h]	68.4	69.5	68.7	67.3	62.3
Avg. Dist. to Rail [m]	2.4	1.0	0.5	0.2	0.7
Avg. Stride Freq. [Hz]	2.4	2.6	2.6	2.5	2.4
Avg. Stride Length [m]	6.1	7.4	7.2	7.2	6.8



- [ ] Ranking at each section and finish
- .-.- No data available at this section
- NA No data available



Horse/Jockey Name	Palazzo Spirit
Final Rank	6
Fastest Section Time (Section)	0:10.36 (800m)
Top Speed [km/h] (Section)	70.5 (800m)
Race State	Finished



Sunshine Coast QLD Professional

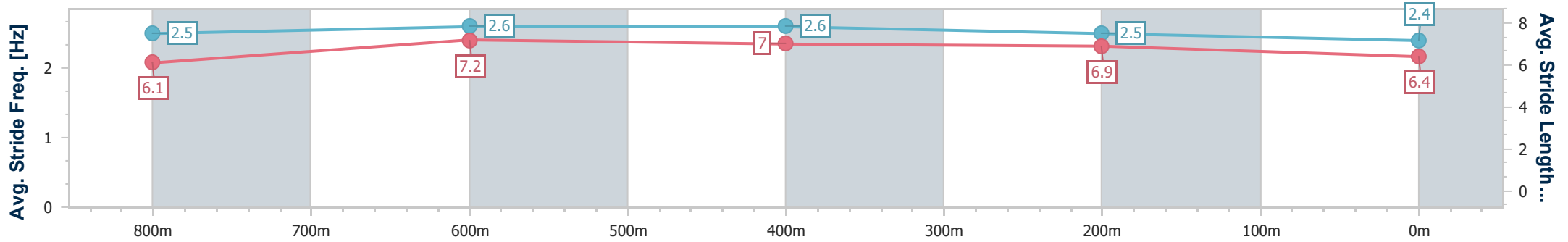
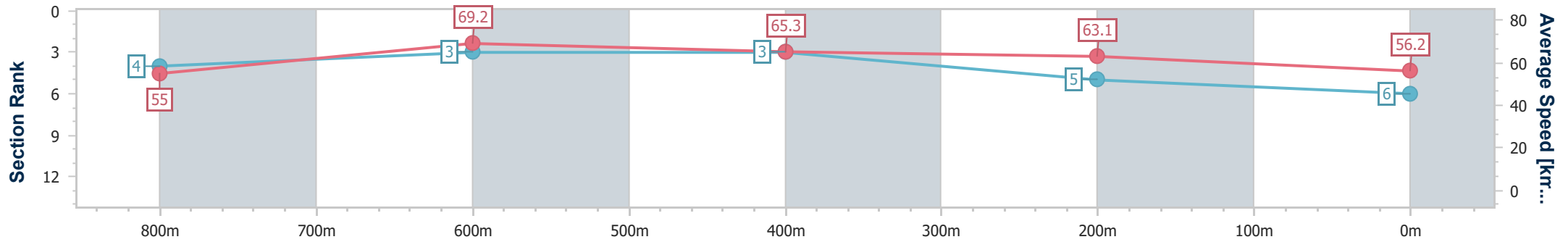
Race 6: MESSY HEN BENCHMARK 68 Handicap - 1000m



08 September 2024 - 16:00

Track Rating: Good 4, Weather: Fine, Rail Position: +12m Entire

Section	Overall	800m	600m	400m	200m
Section Times	0:58.63 [6] (0:13.09)	0:45.54 [4] (0:10.36)	0:35.18 [3] (0:10.97)	0:24.21 [3] (0:11.38)	0:12.83 [5] (0:12.83)
Average Speed [km/h]	55.0	69.2	65.3	63.1	56.2
Top Speed [km/h]	70.4	70.5	66.8	66.1	60.7
Avg. Dist. to Rail [m]	0.6	0.9	1.1	0.7	2.0
Avg. Stride Freq. [Hz]	2.5	2.6	2.6	2.5	2.4
Avg. Stride Length [m]	6.1	7.2	7.0	6.9	6.4



- [ ] Ranking at each section and finish
- .-.- No data available at this section
- NA No data available



Horse/Jockey Name	Vitthal
Final Rank	7
Fastest Section Time (Section)	0:10.82 (800m)
Top Speed [km/h] (Section)	68.0 (800m)
Race State	Finished



Sunshine Coast QLD Professional

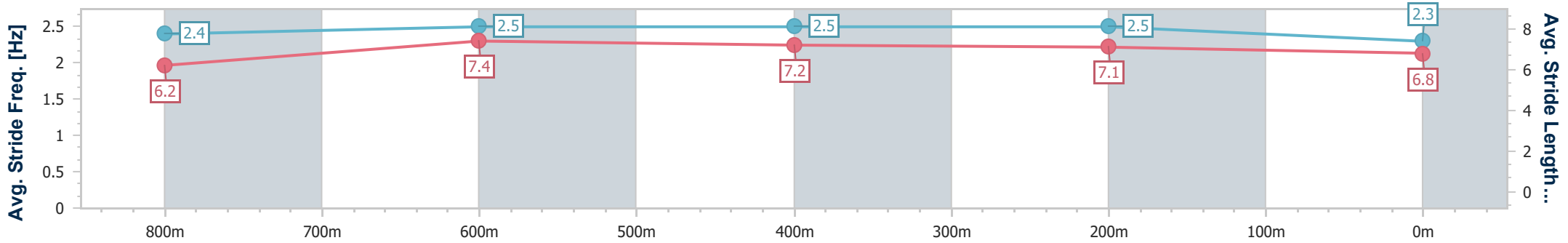
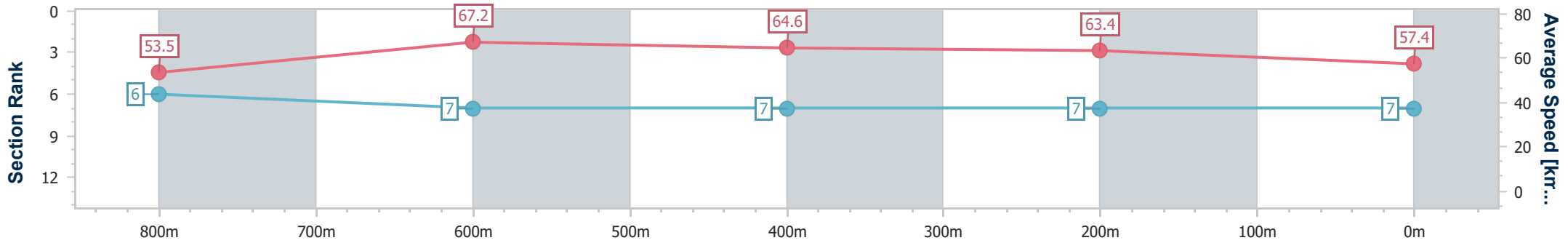
Race 6: MESSY HEN BENCHMARK 68 Handicap - 1000m



08 September 2024 - 16:00

Track Rating: Good 4, Weather: Fine, Rail Position: +12m Entire

Section	Overall	800m	600m	400m	200m
Section Times	0:59.19 [7] (0:13.47)	0:45.72 [6] (0:10.82)	0:34.90 [7] (0:11.02)	0:23.88 [7] (0:11.33)	0:12.55 [7] (0:12.55)
Average Speed [km/h]	53.5	67.2	64.6	63.4	57.4
Top Speed [km/h]	67.7	68.0	66.6	65.7	62.7
Avg. Dist. to Rail [m]	5.1	2.0	1.7	1.2	1.9
Avg. Stride Freq. [Hz]	2.4	2.5	2.5	2.5	2.3
Avg. Stride Length [m]	6.2	7.4	7.2	7.1	6.8



- [ ] Ranking at each section and finish
- .-.- No data available at this section
- NA No data available