



# Sunshine Coast QLD Professional

## Race 1: KINGS BEACH SURF CLUB Maiden Handicap - 1000m

08 September 2024 - 13:01



Track Rating: Good 4, Weather: Fine, Rail Position: +12m Entire

Section											Last 600m		
Field Times		Overall	800m	600m	400m	200m						0:34.10	
		(0:12.96)	(0:10.33)	(0:10.90)	(0:11.33)	(0:11.87)							
Rank	TAB	Horse/Jockey	Barrier	Top Speed [km/h]	Fastest Section	Overall	800m	600m	400m	200m	Margin	Last 600m	Distance Travelled [m]
1	1	CHO OYU James Orman	6	70.8 800m	0:10.59 800m	0:57.39 [1] (0:13.28)	0:44.11 [6] (0:10.59)	0:33.52 [7] (0:10.95)	0:22.57 [7] (0:10.76)	0:11.81 [4] (0:11.81)	0:57.39	0:33.52	
2	12	DIBBA DOBBA Tiffani Brooker	10	71.0 Overall	0:10.47 800m	0:57.64 [2] (0:13.08)	0:44.56 [4] (0:10.47)	0:34.09 [4] (0:10.91)	0:23.18 [3] (0:11.06)	0:12.12 [1] (0:12.12)	1.3L	0:34.09	+2
3	4	ROCK ON ANGEL Ron Stewart	5	71.5 800m	0:10.41 800m	0:58.13 [3] (0:13.04)	0:45.09 [3] (0:10.41)	0:34.68 [2] (0:10.98)	0:23.70 [2] (0:11.12)	0:12.58 [2] (0:12.58)	4.1L	0:34.68	+0
4	15	CHAYSE'N' THE KING Samantha Collett	7	70.4 800m	0:10.51 800m	0:58.35 [4] (0:14.04)	0:44.31 [10] (0:10.51)	0:33.80 [10] (0:10.57)	0:23.23 [8] (0:10.91)	0:12.32 [6] (0:12.32)	5.4L	0:33.80	+0
5	2	FIFTH MAJOR Robbie Dolan	3	72.4 800m	0:10.33 800m	0:58.51 [5] (0:12.96)	0:45.55 [1] (0:10.33)	0:35.22 [1] (0:10.90)	0:24.32 [1] (0:11.38)	0:12.94 [3] (0:12.94)	6.2L	0:35.22	-1
6	9	KABUKICHO Emily Lang	1	71.4 800m	0:10.46 800m	0:58.54 [6] (0:13.01)	0:45.53 [2] (0:10.46)	0:35.07 [3] (0:11.15)	0:23.92 [4] (0:11.41)	0:12.51 [6] (0:12.51)	6.4L	0:35.07	-2
7	6	KWINTERNA Dale Smith	4	71.7 800m	0:10.39 800m	0:58.57 [7] (0:13.25)	0:45.32 [5] (0:10.39)	0:34.93 [5] (0:11.02)	0:23.91 [5] (0:11.16)	0:12.75 [5] (0:12.75)	6.6L	0:34.93	-1
8	3	RAINITIN Nikita Beriman	2	70.3 800m	0:10.45 800m	0:58.68 [8] (0:13.39)	0:45.29 [7] (0:10.45)	0:34.84 [6] (0:10.96)	0:23.88 [6] (0:11.38)	0:12.50 [8] (0:12.50)	7.1L	0:34.84	-2
9	14	RIPPER SHANK Michael Cahill	8	67.5 Overall	0:10.69 800m	0:58.94 [9] (0:13.67)	0:45.27 [9] (0:10.69)	0:34.58 [9] (0:10.92)	0:23.66 [9] (0:11.24)	0:12.42 [9] (0:12.42)	8.6L	0:34.58	-2
10	10	LLEWELLYN BAY Minonette Kennedy	9	68.6 Overall	0:10.77 800m	0:59.21 [10] (0:13.50)	0:45.71 [8] (0:10.77)	0:34.94 [8] (0:11.10)	0:23.84 [10] (0:11.43)	0:12.41 [10] (0:12.41)	10.1L	0:34.94	+0

Scratched: Make It So (#11), Zelezny (#7), Draper (#5), Zoucia (#8), Teddy Bee Bear (#13), Behind The Scenes (#16)

[ ] Ranking at each section and finish  
 -:-:- No data available at this section  
 NA No data available

SCN Saddle cloth number  
 DNF Did not finish  
 DNT Did not track



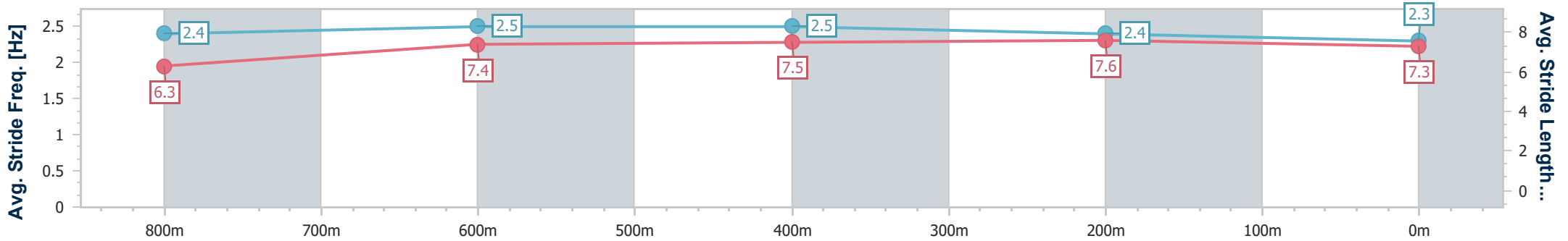
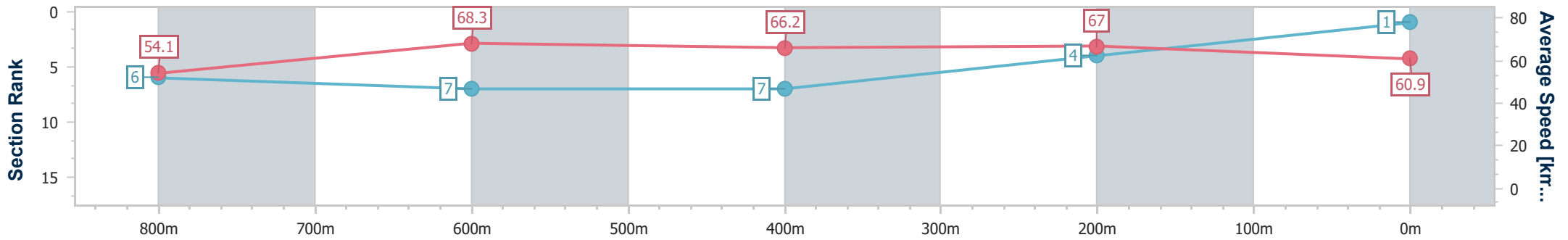
Horse/Jockey Name	Cho Oyu
Final Rank	1
Fastest Section Time (Section)	0:10.59 (800m)
Top Speed [km/h] (Section)	70.8 (800m)
Race State	Finished



Sunshine Coast QLD Professional  
 Race 1: KINGS BEACH SURF CLUB Maiden Handicap - 1000m  
 08 September 2024 - 13:01  
 Track Rating: Good 4, Weather: Fine, Rail Position: +12m Entire



Section	Overall	800m	600m	400m	200m
Section Times	0:57.39 [1] (0:13.28)	0:44.11 [6] (0:10.59)	0:33.52 [7] (0:10.95)	0:22.57 [7] (0:10.76)	0:11.81 [4] (0:11.81)
Average Speed [km/h]	54.1	68.3	66.2	67.0	60.9
Top Speed [km/h]	70.3	70.8	67.6	68.2	66.3
Avg. Dist. to Rail [m]	5.4	1.8	1.0	4.1	4.7
Avg. Stride Freq. [Hz]	2.4	2.5	2.5	2.4	2.3
Avg. Stride Length [m]	6.3	7.4	7.5	7.6	7.3



- [ ] Ranking at each section and finish
- .-.- No data available at this section
- NA No data available



Horse/Jockey Name	Dibba Dobba
Final Rank	2
Fastest Section Time (Section)	0:10.47 (800m)
Top Speed [km/h] (Section)	71.0 (Overall)
Race State	Finished



### Sunshine Coast QLD Professional

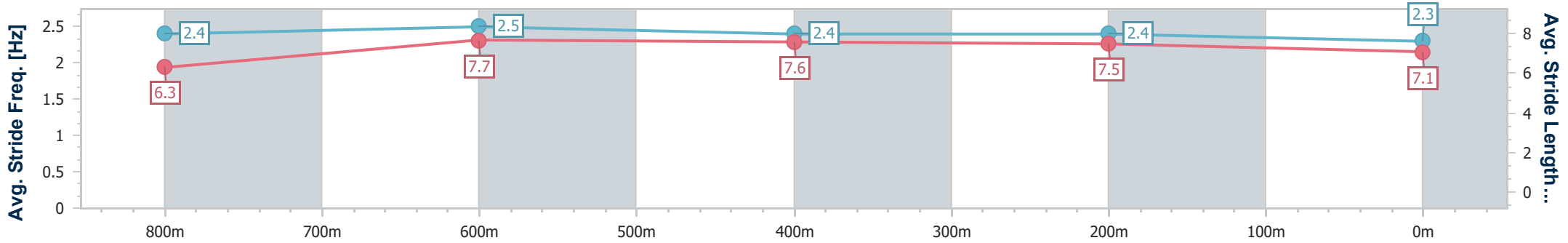
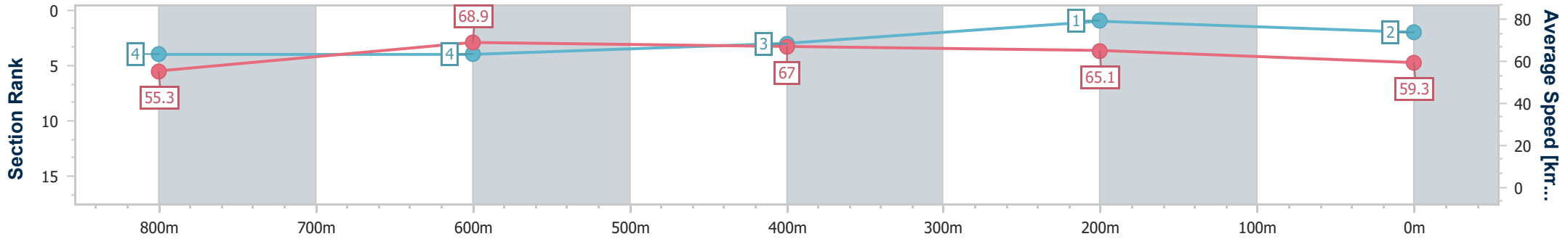
Race 1: KINGS BEACH SURF CLUB Maiden Handicap - 1000m



08 September 2024 - 13:01

Track Rating: Good 4, Weather: Fine, Rail Position: +12m Entire

Section	Overall	800m	600m	400m	200m
Section Times	0:57.64 [2] (0:13.08)	0:44.56 [4] (0:10.47)	0:34.09 [4] (0:10.91)	0:23.18 [3] (0:11.06)	0:12.12 [1] (0:12.12)
Average Speed [km/h]	55.3	68.9	67.0	65.1	59.3
Top Speed [km/h]	71.0	70.6	67.9	66.7	63.5
Avg. Dist. to Rail [m]	7.4	1.7	2.5	4.2	4.9
Avg. Stride Freq. [Hz]	2.4	2.5	2.4	2.4	2.3
Avg. Stride Length [m]	6.3	7.7	7.6	7.5	7.1



- [ ] Ranking at each section and finish
- .-.- No data available at this section
- NA No data available



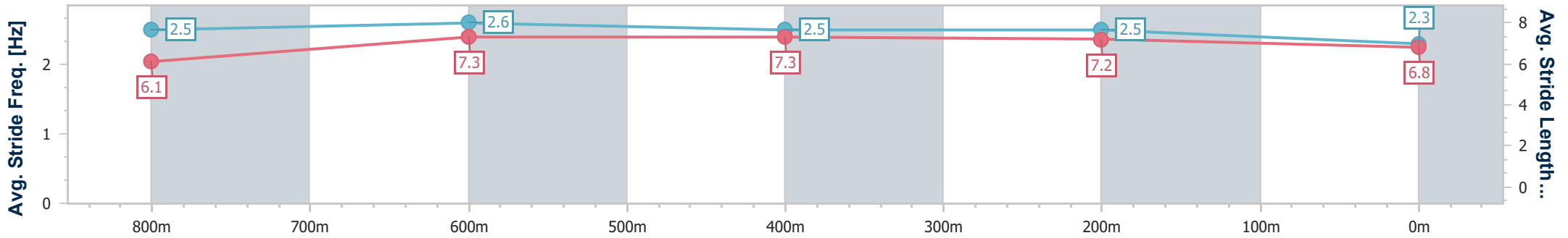
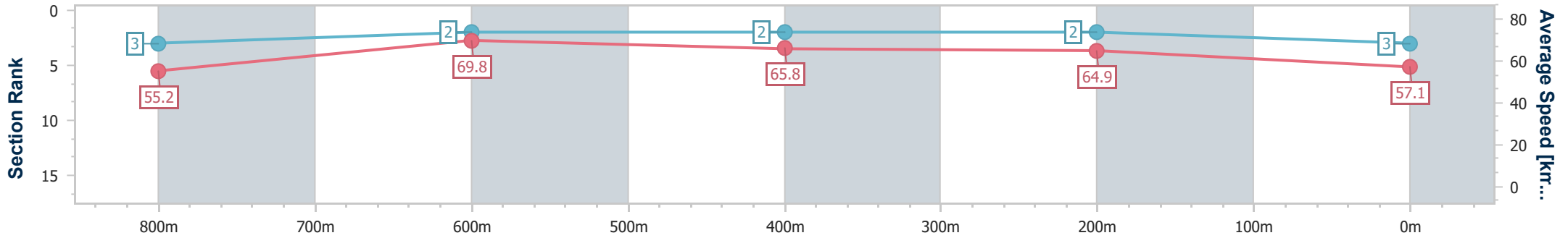
Horse/Jockey Name	Rock On Angel
Final Rank	3
Fastest Section Time (Section)	0:10.41 (800m)
Top Speed [km/h] (Section)	71.5 (800m)
Race State	Finished



Sunshine Coast QLD Professional  
 Race 1: KINGS BEACH SURF CLUB Maiden Handicap - 1000m  
 08 September 2024 - 13:01  
 Track Rating: Good 4, Weather: Fine, Rail Position: +12m Entire



Section	Overall	800m	600m	400m	200m
Section Times	0:58.13 [3] (0:13.04)	0:45.09 [3] (0:10.41)	0:34.68 [2] (0:10.98)	0:23.70 [2] (0:11.12)	0:12.58 [2] (0:12.58)
Average Speed [km/h]	55.2	69.8	65.8	64.9	57.1
Top Speed [km/h]	71.4	71.5	67.6	65.7	62.1
Avg. Dist. to Rail [m]	3.5	1.5	0.9	1.7	1.7
Avg. Stride Freq. [Hz]	2.5	2.6	2.5	2.5	2.3
Avg. Stride Length [m]	6.1	7.3	7.3	7.2	6.8



- [ ] Ranking at each section and finish
- .-.- No data available at this section
- NA No data available



Horse/Jockey Name	Chayse'n' The King
Final Rank	4
Fastest Section Time (Section)	0:10.51 (800m)
Top Speed [km/h] (Section)	70.4 (800m)
Race State	Finished



Sunshine Coast QLD Professional

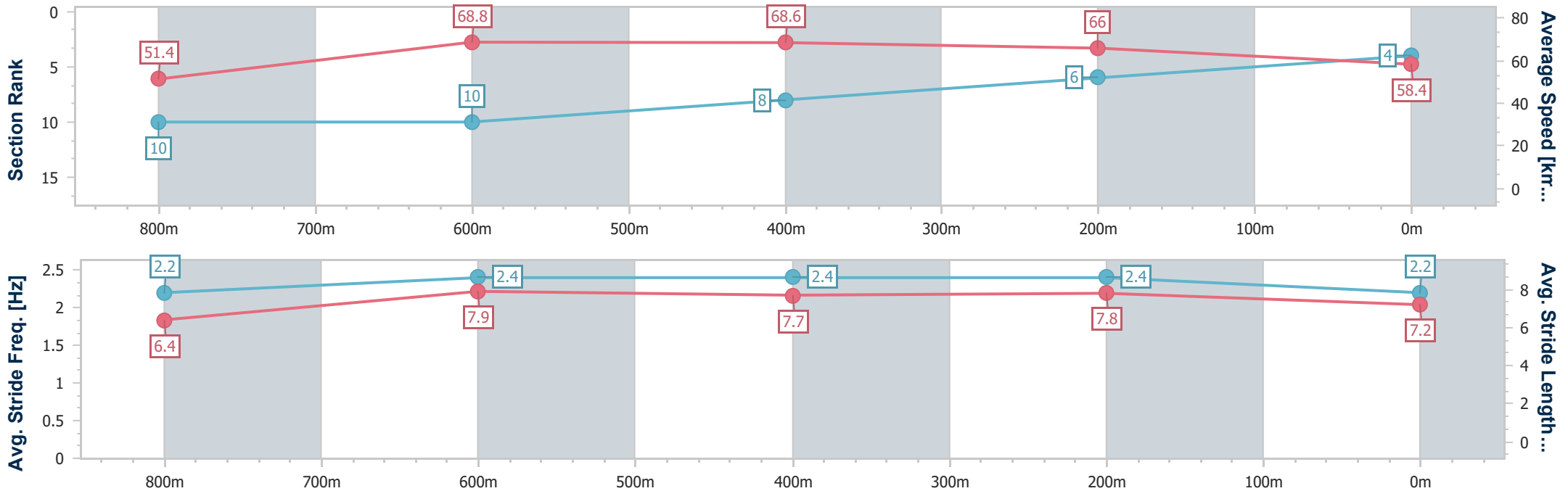
Race 1: KINGS BEACH SURF CLUB Maiden Handicap - 1000m



08 September 2024 - 13:01

Track Rating: Good 4, Weather: Fine, Rail Position: +12m Entire

Section	Overall	800m	600m	400m	200m
Section Times	0:58.35 [4] (0:14.04)	0:44.31 [10] (0:10.51)	0:33.80 [10] (0:10.57)	0:23.23 [8] (0:10.91)	0:12.32 [6] (0:12.32)
Average Speed [km/h]	51.4	68.8	68.6	66.0	58.4
Top Speed [km/h]	70.4	70.4	69.7	67.4	63.3
Avg. Dist. to Rail [m]	3.4	0.6	1.4	3.8	4.9
Avg. Stride Freq. [Hz]	2.2	2.4	2.4	2.4	2.2
Avg. Stride Length [m]	6.4	7.9	7.7	7.8	7.2



- [ ] Ranking at each section and finish
- .-.- No data available at this section
- NA No data available



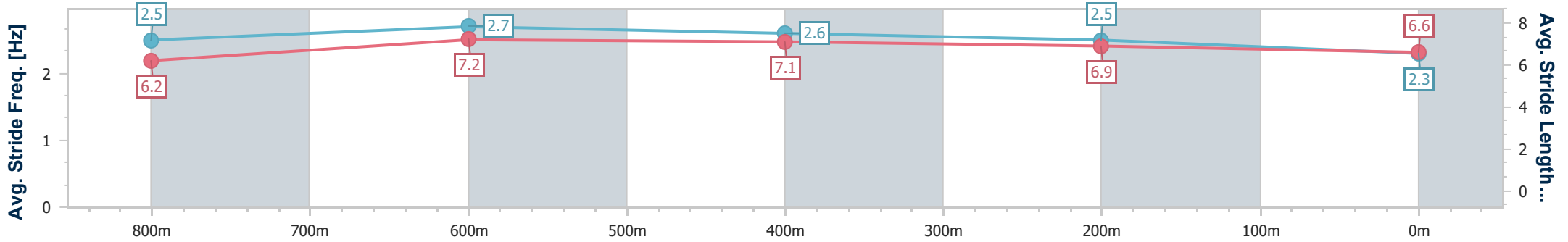
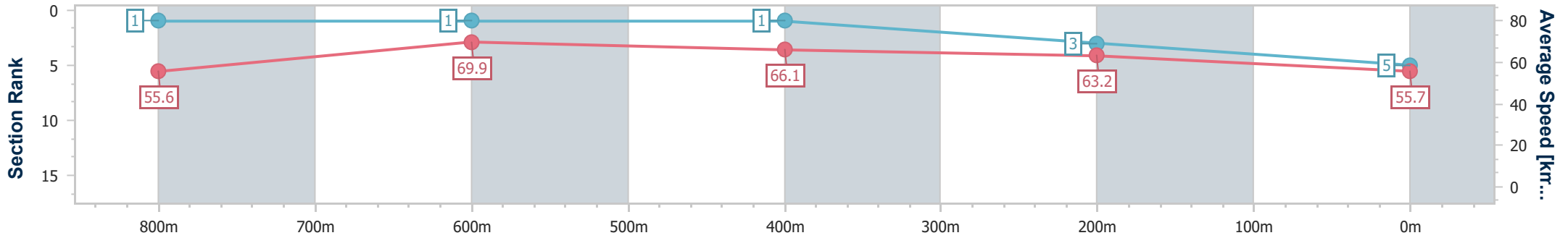
Horse/Jockey Name	Fifth Major
Final Rank	5
Fastest Section Time (Section)	0:10.33 (800m)
Top Speed [km/h] (Section)	72.4 (800m)
Race State	Finished



Sunshine Coast QLD Professional  
 Race 1: KINGS BEACH SURF CLUB Maiden Handicap - 1000m  
 08 September 2024 - 13:01  
 Track Rating: Good 4, Weather: Fine, Rail Position: +12m Entire



Section	Overall	800m	600m	400m	200m
Section Times	0:58.51 [5] (0:12.96)	0:45.55 [1] (0:10.33)	0:35.22 [1] (0:10.90)	0:24.32 [1] (0:11.38)	0:12.94 [3] (0:12.94)
Average Speed [km/h]	55.6	69.9	66.1	63.2	55.7
Top Speed [km/h]	72.3	72.4	67.4	67.1	61.1
Avg. Dist. to Rail [m]	2.2	0.9	0.3	1.7	2.7
Avg. Stride Freq. [Hz]	2.5	2.7	2.6	2.5	2.3
Avg. Stride Length [m]	6.2	7.2	7.1	6.9	6.6



- [ ] Ranking at each section and finish
- .-.- No data available at this section
- NA No data available



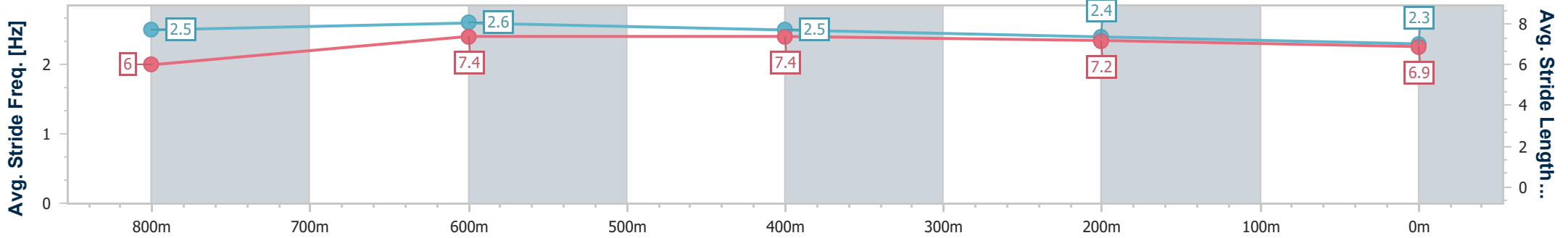
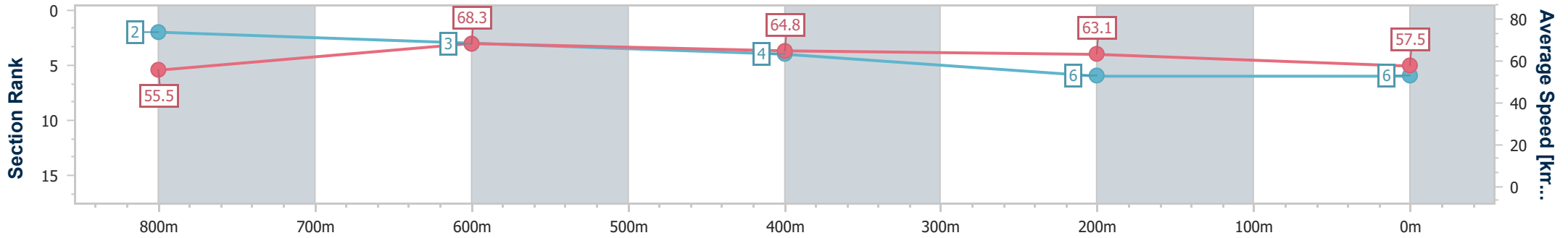
Horse/Jockey Name	Kabukicho
Final Rank	6
Fastest Section Time (Section)	0:10.46 (800m)
Top Speed [km/h] (Section)	71.4 (800m)
Race State	Finished



Sunshine Coast QLD Professional  
 Race 1: KINGS BEACH SURF CLUB Maiden Handicap - 1000m  
 08 September 2024 - 13:01  
 Track Rating: Good 4, Weather: Fine, Rail Position: +12m Entire



Section	Overall	800m	600m	400m	200m
Section Times	0:58.54 [6] (0:13.01)	0:45.53 [2] (0:10.46)	0:35.07 [3] (0:11.15)	0:23.92 [4] (0:11.41)	0:12.51 [6] (0:12.51)
Average Speed [km/h]	55.5	68.3	64.8	63.1	57.5
Top Speed [km/h]	71.4	71.4	66.3	63.9	61.3
Avg. Dist. to Rail [m]	0.6	1.0	0.6	1.6	2.0
Avg. Stride Freq. [Hz]	2.5	2.6	2.5	2.4	2.3
Avg. Stride Length [m]	6.0	7.4	7.4	7.2	6.9



- [ ] Ranking at each section and finish
- .-.- No data available at this section
- NA No data available



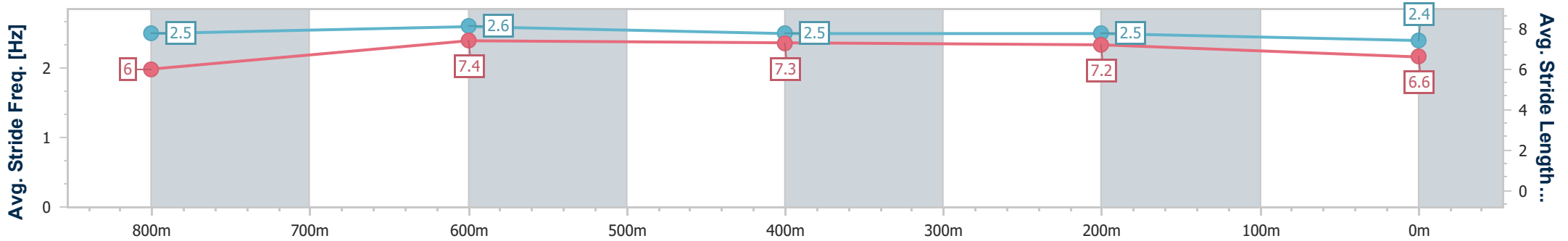
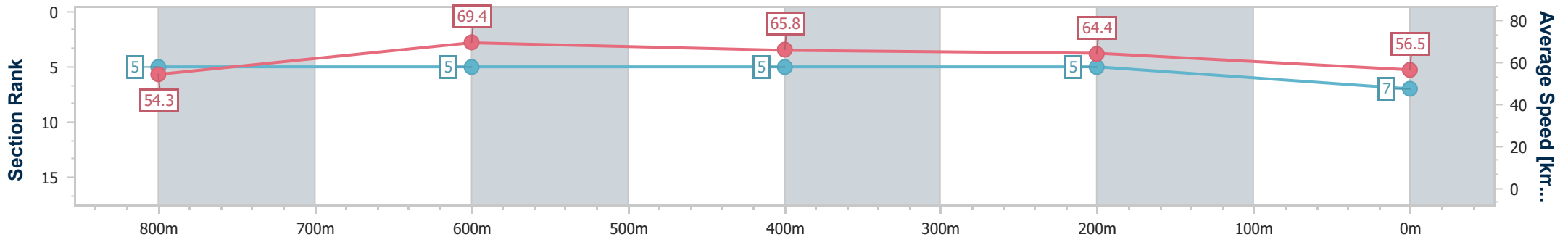
Horse/Jockey Name	Kwinterna
Final Rank	7
Fastest Section Time (Section)	0:10.39 (800m)
Top Speed [km/h] (Section)	71.7 (800m)
Race State	Finished



Sunshine Coast QLD Professional  
 Race 1: KINGS BEACH SURF CLUB Maiden Handicap - 1000m  
 08 September 2024 - 13:01  
 Track Rating: Good 4, Weather: Fine, Rail Position: +12m Entire



Section	Overall	800m	600m	400m	200m
Section Times	0:58.57 [7] (0:13.25)	0:45.32 [5] (0:10.39)	0:34.93 [5] (0:11.02)	0:23.91 [5] (0:11.16)	0:12.75 [5] (0:12.75)
Average Speed [km/h]	54.3	69.4	65.8	64.4	56.5
Top Speed [km/h]	71.7	71.7	67.4	66.3	60.6
Avg. Dist. to Rail [m]	2.5	0.8	1.0	4.0	4.0
Avg. Stride Freq. [Hz]	2.5	2.6	2.5	2.5	2.4
Avg. Stride Length [m]	6.0	7.4	7.3	7.2	6.6



- [ ] Ranking at each section and finish
- .-.- No data available at this section
- NA No data available





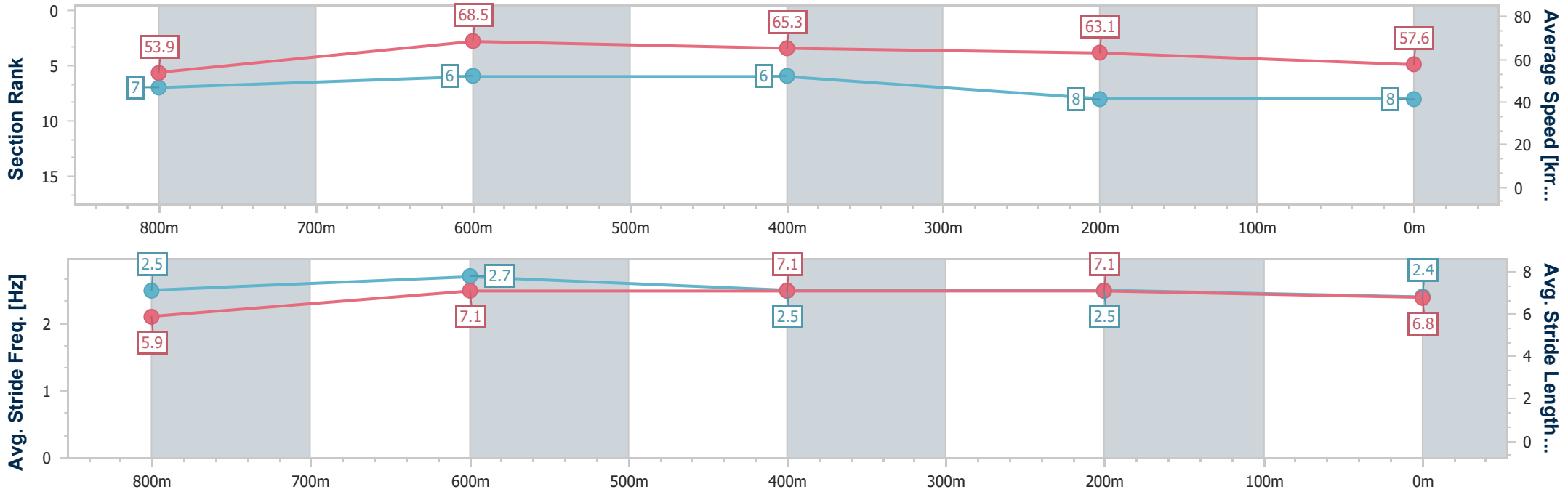
Horse/Jockey Name	Rainitin
Final Rank	8
Fastest Section Time (Section)	0:10.45 (800m)
Top Speed [km/h] (Section)	70.3 (800m)
Race State	Finished



Sunshine Coast QLD Professional  
 Race 1: KINGS BEACH SURF CLUB Maiden Handicap - 1000m  
 08 September 2024 - 13:01  
 Track Rating: Good 4, Weather: Fine, Rail Position: +12m Entire



Section	Overall	800m	600m	400m	200m
Section Times	0:58.68 [8] (0:13.39)	0:45.29 [7] (0:10.45)	0:34.84 [6] (0:10.96)	0:23.88 [6] (0:11.38)	0:12.50 [8] (0:12.50)
Average Speed [km/h]	53.9	68.5	65.3	63.1	57.6
Top Speed [km/h]	69.9	70.3	67.5	64.2	62.3
Avg. Dist. to Rail [m]	1.0	1.1	1.0	1.8	3.3
Avg. Stride Freq. [Hz]	2.5	2.7	2.5	2.5	2.4
Avg. Stride Length [m]	5.9	7.1	7.1	7.1	6.8



- [ ] Ranking at each section and finish
- .-.- No data available at this section
- NA No data available



Horse/Jockey Name	Ripper Shank
Final Rank	9
Fastest Section Time (Section)	0:10.69 (800m)
Top Speed [km/h] (Section)	67.5 (Overall)
Race State	Finished



Sunshine Coast QLD Professional

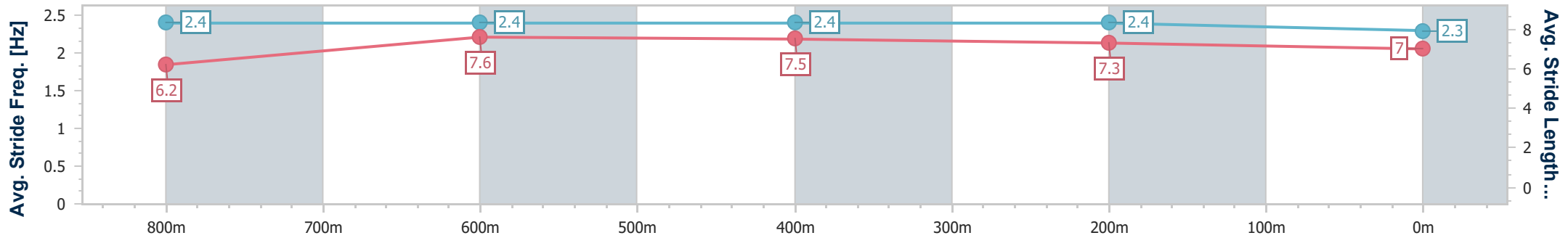
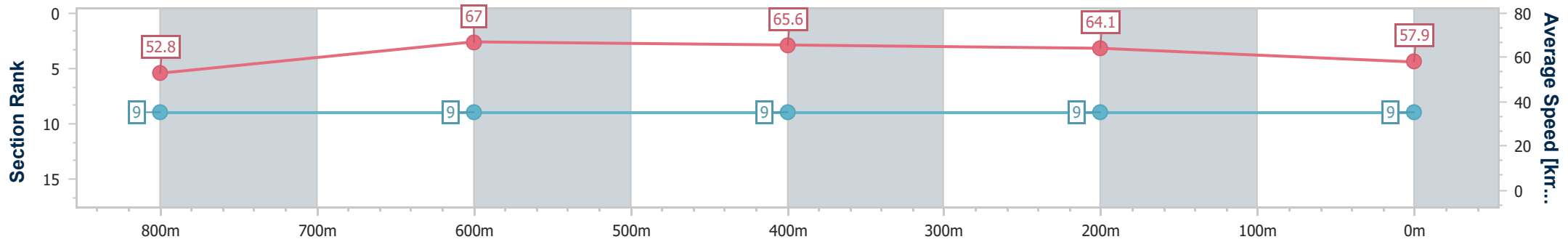
Race 1: KINGS BEACH SURF CLUB Maiden Handicap - 1000m



08 September 2024 - 13:01

Track Rating: Good 4, Weather: Fine, Rail Position: +12m Entire

Section	Overall	800m	600m	400m	200m
Section Times	0:58.94 [9] (0:13.67)	0:45.27 [9] (0:10.69)	0:34.58 [9] (0:10.92)	0:23.66 [9] (0:11.24)	0:12.42 [9] (0:12.42)
Average Speed [km/h]	52.8	67.0	65.6	64.1	57.9
Top Speed [km/h]	67.5	67.5	66.6	64.9	61.6
Avg. Dist. to Rail [m]	5.2	1.3	0.8	1.3	2.0
Avg. Stride Freq. [Hz]	2.4	2.4	2.4	2.4	2.3
Avg. Stride Length [m]	6.2	7.6	7.5	7.3	7.0



- [ ] Ranking at each section and finish
- .-.- No data available at this section
- NA No data available



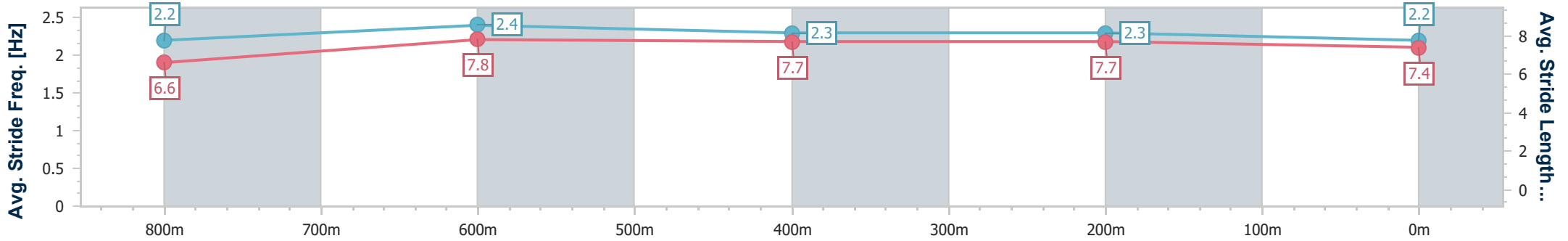
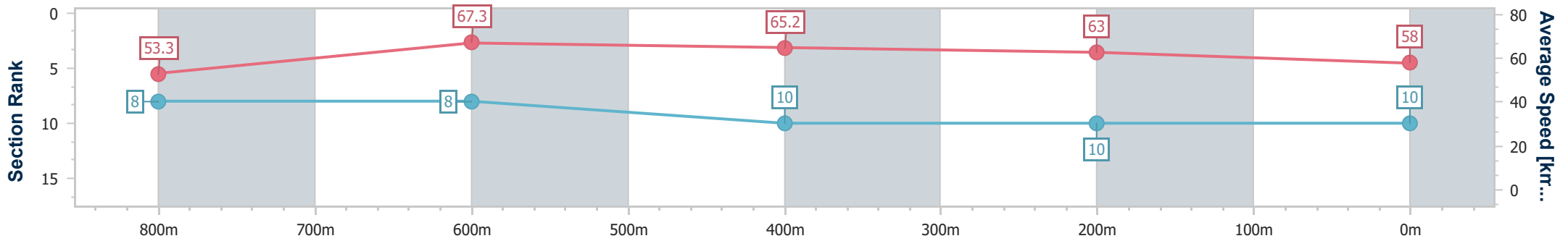
Horse/Jockey Name	Llewellyn Bay
Final Rank	10
Fastest Section Time (Section)	0:10.77 (800m)
Top Speed [km/h] (Section)	68.6 (Overall)
Race State	Finished



Sunshine Coast QLD Professional  
 Race 1: KINGS BEACH SURF CLUB Maiden Handicap - 1000m  
 08 September 2024 - 13:01  
 Track Rating: Good 4, Weather: Fine, Rail Position: +12m Entire



Section	Overall	800m	600m	400m	200m
Section Times	0:59.21 [10] (0:13.50)	0:45.71 [8] (0:10.77)	0:34.94 [8] (0:11.10)	0:23.84 [10] (0:11.43)	0:12.41 [10] (0:12.41)
Average Speed [km/h]	53.3	67.3	65.2	63.0	58.0
Top Speed [km/h]	68.6	68.1	67.0	64.6	60.9
Avg. Dist. to Rail [m]	6.0	1.4	1.3	3.5	2.9
Avg. Stride Freq. [Hz]	2.2	2.4	2.3	2.3	2.2
Avg. Stride Length [m]	6.6	7.8	7.7	7.7	7.4



- [ ] Ranking at each section and finish
- .-.- No data available at this section
- NA No data available



# Sunshine Coast QLD Professional

## Race 2: KAWANA WATERS HOTEL BENCHMARK 68 Handicap - 1800m

08 September 2024 - 13:38



Track Rating: Good 4, Weather: Fine, Rail Position: +12m Entire

Section		Overall	1600m	1400m	1200m	1000m	800m	600m	Last 600m				
Field Times		1:49.23 (0:14.04)	1:35.19 (0:11.04)	1:24.15 (0:11.66)	1:12.49 (0:11.95)	1:00.54 (0:12.26)	0:48.28 (0:12.01)	0:36.27 (0:11.60)	0:36.27				
Rank	TAB Horse/Jockey	Barrier	Top Speed [km/h]	Fastest Section									Distance Travelled [m]
1	5 <b>KIND WISH</b> Robbie Dolan	2	65.7 1600m	0:11.24 1600m	1:49.23 [1] (0:14.20)	1:35.03 [3] (0:11.24)	1:23.79 [3] (0:11.73)	1:12.06 [3] (0:12.02)	1:00.04 [4] (0:12.26)	0:47.78 [4] (0:11.91)	0:35.87 [4] (0:11.49)	0:35.87	
2	4 <b>DIANA'S AFFAIR</b> James Orman	7	65.9 1600m	0:11.13 1600m	1:49.30 [2] (0:14.11)	1:35.19 [2] (0:11.13)	1:24.06 [2] (0:11.66)	1:12.40 [2] (0:11.90)	1:00.50 [2] (0:12.25)	0:48.25 [2] (0:11.96)	0:36.29 [2] (0:11.58)	0:36.29	-3
3	7 <b>PORT MOURANT</b> Cody Collis	4	64.7 1600m	0:11.43 1600m	1:49.38 [3] (0:14.68)	1:34.70 [6] (0:11.43)	1:23.27 [6] (0:11.64)	1:11.63 [7] (0:11.90)	0:59.73 [6] (0:12.13)	0:47.60 [6] (0:11.68)	0:35.92 [6] (0:11.50)	0:35.92	-9
4	1 <b>RAGING POLE</b> Cejay Graham	3	66.2 1600m	0:11.20 1600m	1:49.73 [4] (0:14.44)	1:35.29 [5] (0:11.20)	1:24.09 [5] (0:11.65)	1:12.44 [5] (0:11.85)	1:00.59 [3] (0:12.14)	0:48.45 [3] (0:11.96)	0:36.49 [3] (0:11.63)	0:36.49	-6
5	3 <b>CHASING JACKLEY</b> Angela Jones	1	66.5 1600m	0:11.04 1600m	1:49.84 [5] (0:14.04)	1:35.80 [1] (0:11.04)	1:24.76 [1] (0:11.66)	1:13.10 [1] (0:11.95)	1:01.15 [1] (0:12.26)	0:48.89 [1] (0:12.01)	0:36.88 [1] (0:11.60)	0:36.88	-8
6	8 <b>BIG HITTER</b> Rob Thorburn	6	65.1 1600m	0:11.28 1600m	1:49.94 [6] (0:14.95)	1:34.99 [7] (0:11.28)	1:23.71 [7] (0:11.50)	1:12.21 [6] (0:11.99)	1:00.22 [7] (0:12.17)	0:48.05 [7] (0:11.76)	0:36.29 [7] (0:11.77)	0:36.29	-3
7	2 <b>SINGER SARGENT</b> Nikita Beriman	5	64.5 1600m	0:11.35 1600m	1:50.56 [7] (0:14.23)	1:36.33 [4] (0:11.35)	1:24.98 [4] (0:11.65)	1:13.33 [4] (0:12.06)	1:01.27 [5] (0:12.33)	0:48.94 [5] (0:11.84)	0:37.10 [5] (0:11.79)	0:37.10	+0

Scratched: Big Bay Wolf (#6)

[ ] Ranking at each section and finish  
 -:-:- No data available at this section  
 NA No data available

SCN Saddle cloth number  
 DNF Did not finish  
 DNT Did not track



# Sunshine Coast QLD Professional

## Race 2: KAWANA WATERS HOTEL BENCHMARK 68 Handicap - 1800m

08 September 2024 - 13:38



Track Rating: Good 4, Weather: Fine, Rail Position: +12m Entire

Section				400m	200m			Last 600m		
Field Times				0:24.67 (0:11.83)	0:12.84 (0:12.84)			0:36.27		
Rank	TAB	Horse/Jockey	Barrier	Top Speed [km/h]	Fastest Section	Margin				Distance Travelled [m]
1	5	<b>KIND WISH</b> Robbie Dolan	2	65.7 1600m	0:11.24 1600m	0:24.38 [3] (0:11.54)	0:12.84 [1] (0:12.84)	1:49.23	0:35.87	
2	4	<b>DIANA'S AFFAIR</b> James Orman	7	65.9 1600m	0:11.13 1600m	0:24.71 [2] (0:11.82)	0:12.89 [2] (0:12.89)	0.3L	0:36.29	-3
3	7	<b>PORT MOURANT</b> Cody Collis	4	64.7 1600m	0:11.43 1600m	0:24.42 [5] (0:11.92)	0:12.50 [5] (0:12.50)	0.6L	0:35.92	-9
4	1	<b>RAGING POLE</b> Cejay Graham	3	66.2 1600m	0:11.20 1600m	0:24.86 [4] (0:11.93)	0:12.93 [4] (0:12.93)	2.6L	0:36.49	-6
5	3	<b>CHASING JACKLEY</b> Angela Jones	1	66.5 1600m	0:11.04 1600m	0:25.28 [1] (0:11.96)	0:13.32 [3] (0:13.32)	3.1L	0:36.88	-8
6	8	<b>BIG HITTER</b> Rob Thorburn	6	65.1 1600m	0:11.28 1600m	0:24.52 [7] (0:11.71)	0:12.81 [6] (0:12.81)	3.5L	0:36.29	-3
7	2	<b>SINGER SARGENT</b> Nikita Beriman	5	64.5 1600m	0:11.35 1600m	0:25.31 [6] (0:12.06)	0:13.25 [7] (0:13.25)	7L	0:37.10	+0

Scratched: Big Bay Wolf (#6)

[ ] Ranking at each section and finish  
 -:-:- No data available at this section  
 NA No data available

SCN Saddle cloth number  
 DNF Did not finish  
 DNT Did not track



Horse/Jockey Name	Kind Wish
Final Rank	1
Fastest Section Time (Section)	0:11.24 (1600m)
Top Speed [km/h] (Section)	65.7 (1600m)
Race State	Finished



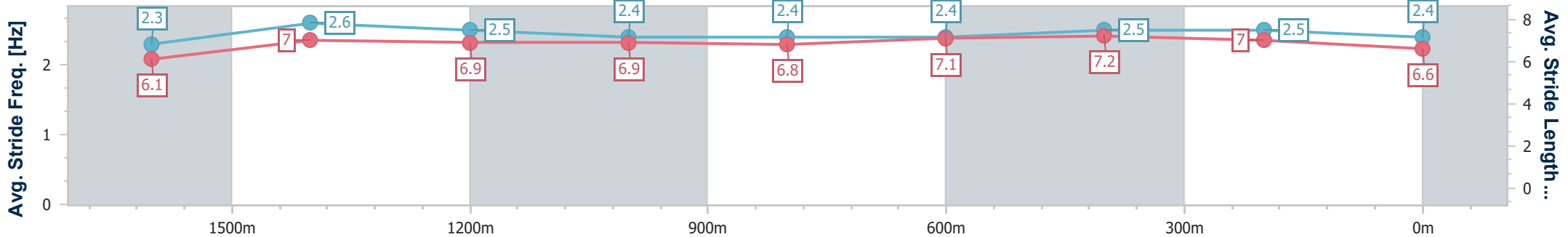
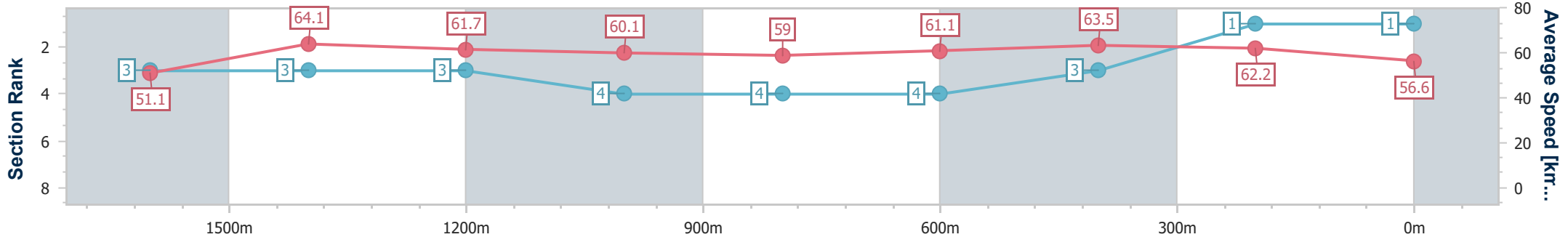
Sunshine Coast QLD Professional  
Race 2: KAWANA WATERS HOTEL BENCHMARK 68 Handicap - 1800m



08 September 2024 - 13:38

Track Rating: Good 4, Weather: Fine, Rail Position: +12m Entire

Section	Overall	1600m	1400m	1200m	1000m	800m	600m	400m	200m
Section Times	1:49.23 [1] (0:14.20)	1:35.03 [3] (0:11.24)	1:23.79 [3] (0:11.73)	1:12.06 [3] (0:12.02)	1:00.04 [4] (0:12.26)	0:47.78 [4] (0:11.91)	0:35.87 [4] (0:11.49)	0:24.38 [3] (0:11.54)	0:12.84 [1] (0:12.84)
Average Speed [km/h]	51.1	64.1	61.7	60.1	59.0	61.1	63.5	62.2	56.6
Top Speed [km/h]	63.4	65.7	64.0	60.6	60.5	63.1	64.0	64.8	59.9
Avg. Dist. to Rail [m]	2.0	1.7	1.2	1.7	1.8	2.1	2.4	4.5	3.0
Avg. Stride Freq. [Hz]	2.3	2.6	2.5	2.4	2.4	2.4	2.5	2.5	2.4
Avg. Stride Length [m]	6.1	7.0	6.9	6.9	6.8	7.1	7.2	7.0	6.6



- [ ] Ranking at each section and finish
- .-.- No data available at this section
- NA No data available



Horse/Jockey Name	Diana's Affair
Final Rank	2
Fastest Section Time (Section)	0:11.13 (1600m)
Top Speed [km/h] (Section)	65.9 (1600m)
Race State	Finished



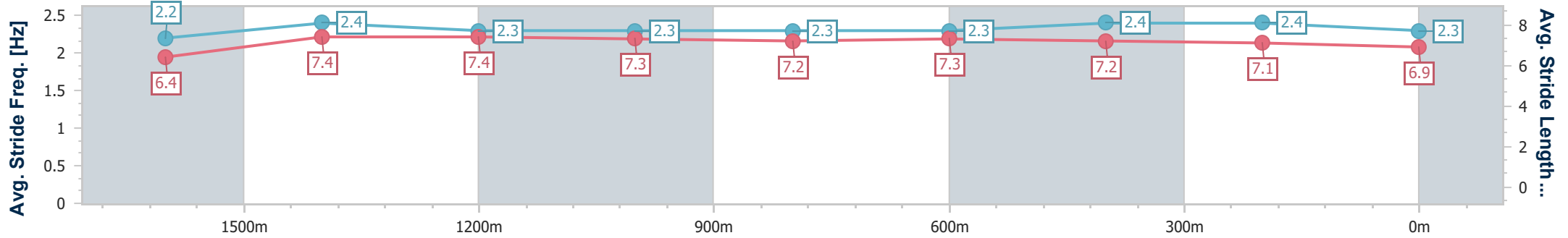
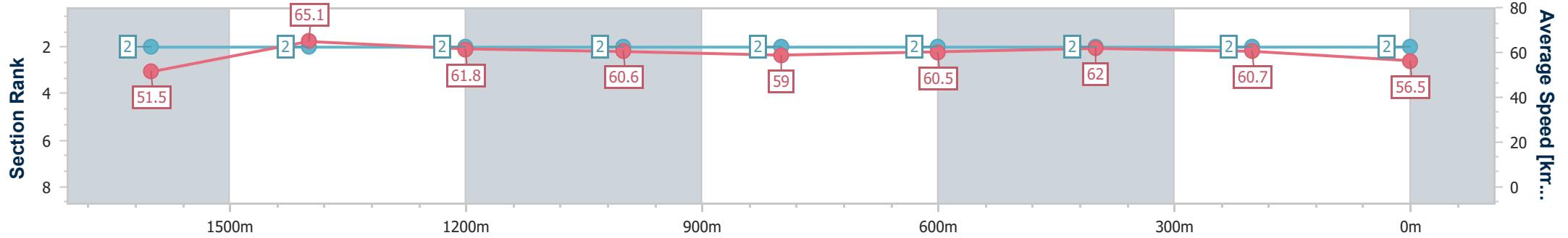
Sunshine Coast QLD Professional  
Race 2: KAWANA WATERS HOTEL BENCHMARK 68 Handicap - 1800m



08 September 2024 - 13:38

Track Rating: Good 4, Weather: Fine, Rail Position: +12m Entire

Section	Overall	1600m	1400m	1200m	1000m	800m	600m	400m	200m
Section Times	1:49.30 [2] (0:14.11)	1:35.19 [2] (0:11.13)	1:24.06 [2] (0:11.66)	1:12.40 [2] (0:11.90)	1:00.50 [2] (0:12.25)	0:48.25 [2] (0:11.96)	0:36.29 [2] (0:11.58)	0:24.71 [2] (0:11.82)	0:12.89 [2] (0:12.89)
Average Speed [km/h]	51.5	65.1	61.8	60.6	59.0	60.5	62.0	60.7	56.5
Top Speed [km/h]	64.8	65.9	63.5	63.8	59.9	63.0	62.8	62.9	57.7
Avg. Dist. to Rail [m]	4.4	2.4	1.1	2.0	2.3	1.1	0.5	1.4	0.7
Avg. Stride Freq. [Hz]	2.2	2.4	2.3	2.3	2.3	2.3	2.4	2.4	2.3
Avg. Stride Length [m]	6.4	7.4	7.4	7.3	7.2	7.3	7.2	7.1	6.9



- [ ] Ranking at each section and finish
- .-.- No data available at this section
- NA No data available



Horse/Jockey Name	Port Mourant
Final Rank	3
Fastest Section Time (Section)	0:11.43 (1600m)
Top Speed [km/h] (Section)	64.7 (1600m)
Race State	Finished



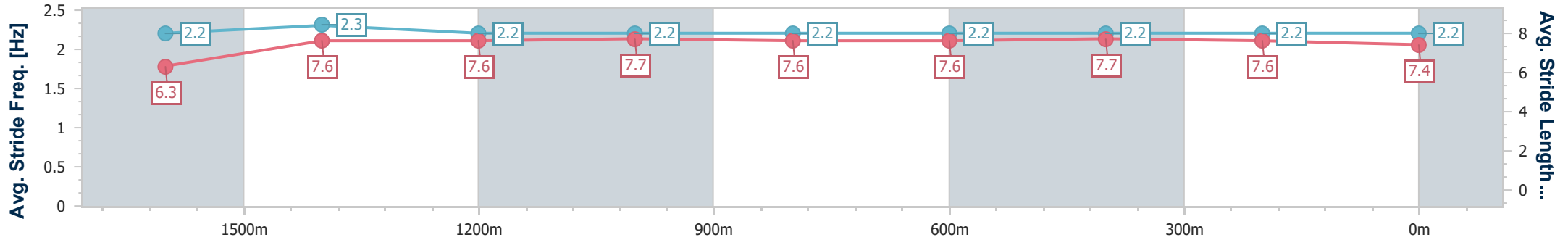
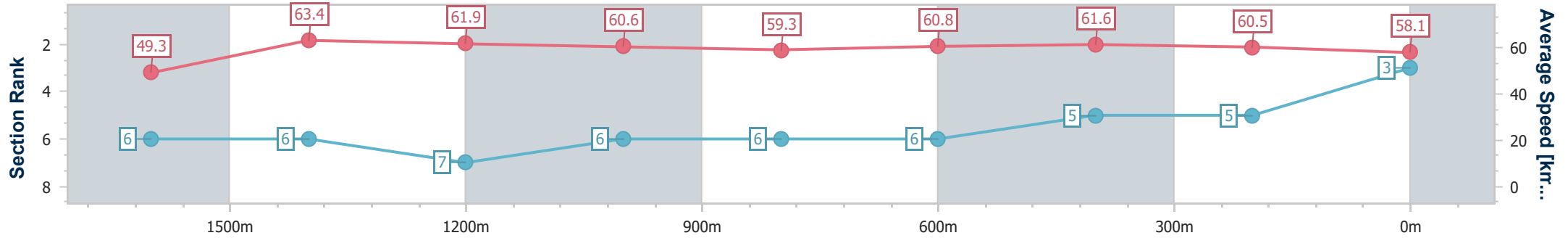
Sunshine Coast QLD Professional  
Race 2: KAWANA WATERS HOTEL BENCHMARK 68 Handicap - 1800m



08 September 2024 - 13:38

Track Rating: Good 4, Weather: Fine, Rail Position: +12m Entire

Section	Overall	1600m	1400m	1200m	1000m	800m	600m	400m	200m
Section Times	1:49.38 [3] (0:14.68)	1:34.70 [6] (0:11.43)	1:23.27 [6] (0:11.64)	1:11.63 [7] (0:11.90)	0:59.73 [6] (0:12.13)	0:47.60 [6] (0:11.68)	0:35.92 [6] (0:11.50)	0:24.42 [5] (0:11.92)	0:12.50 [5] (0:12.50)
Average Speed [km/h]	49.3	63.4	61.9	60.6	59.3	60.8	61.6	60.5	58.1
Top Speed [km/h]	63.1	64.7	64.0	61.1	60.1	61.6	62.3	61.8	59.7
Avg. Dist. to Rail [m]	2.2	2.1	1.1	0.3	0.5	2.4	2.5	1.2	3.0
Avg. Stride Freq. [Hz]	2.2	2.3	2.2	2.2	2.2	2.2	2.2	2.2	2.2
Avg. Stride Length [m]	6.3	7.6	7.6	7.7	7.6	7.6	7.7	7.6	7.4



- [ ] Ranking at each section and finish
- .-.- No data available at this section
- NA No data available





Horse/Jockey Name	Raging Pole
Final Rank	4
Fastest Section Time (Section)	0:11.20 (1600m)
Top Speed [km/h] (Section)	66.2 (1600m)
Race State	Finished



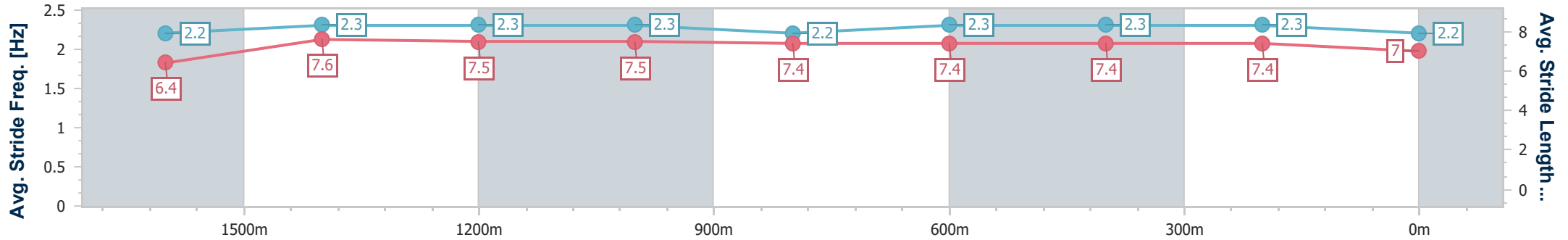
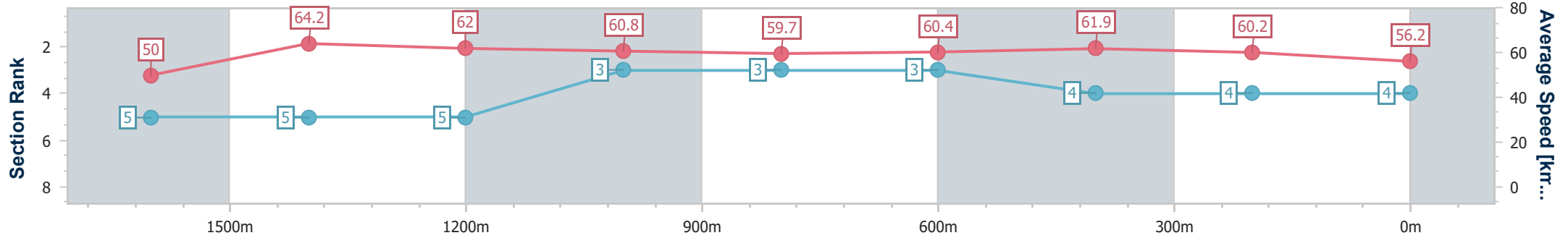
Sunshine Coast QLD Professional  
Race 2: KAWANA WATERS HOTEL BENCHMARK 68 Handicap - 1800m



08 September 2024 - 13:38

Track Rating: Good 4, Weather: Fine, Rail Position: +12m Entire

Section	Overall	1600m	1400m	1200m	1000m	800m	600m	400m	200m
Section Times	1:49.73 [4] (0:14.44)	1:35.29 [5] (0:11.20)	1:24.09 [5] (0:11.65)	1:12.44 [5] (0:11.85)	1:00.59 [3] (0:12.14)	0:48.45 [3] (0:11.96)	0:36.49 [3] (0:11.63)	0:24.86 [4] (0:11.93)	0:12.93 [4] (0:12.93)
Average Speed [km/h]	50.0	64.2	62.0	60.8	59.7	60.4	61.9	60.2	56.2
Top Speed [km/h]	62.6	66.2	63.9	61.7	59.9	61.8	62.2	61.4	58.8
Avg. Dist. to Rail [m]	1.6	0.8	1.5	1.6	1.3	0.8	0.3	0.8	1.6
Avg. Stride Freq. [Hz]	2.2	2.3	2.3	2.3	2.2	2.3	2.3	2.3	2.2
Avg. Stride Length [m]	6.4	7.6	7.5	7.5	7.4	7.4	7.4	7.4	7.0



- [ ] Ranking at each section and finish
- .-.- No data available at this section
- NA No data available



Horse/Jockey Name	Chasing Jackley
Final Rank	5
Fastest Section Time (Section)	0:11.04 (1600m)
Top Speed [km/h] (Section)	66.5 (1600m)
Race State	Finished



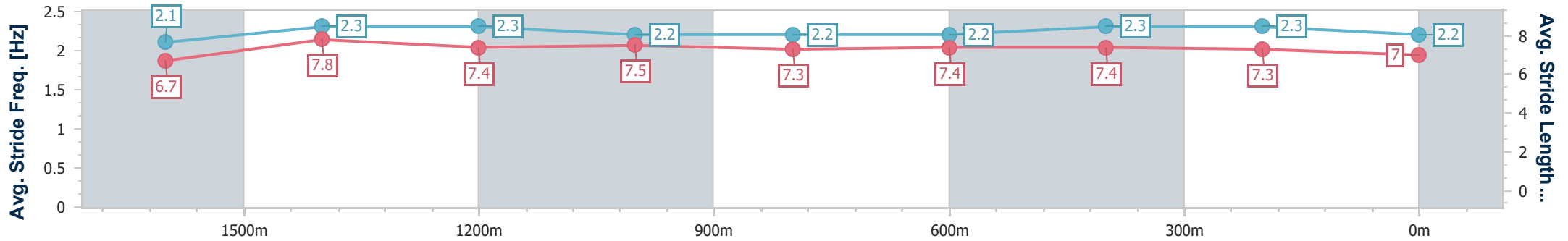
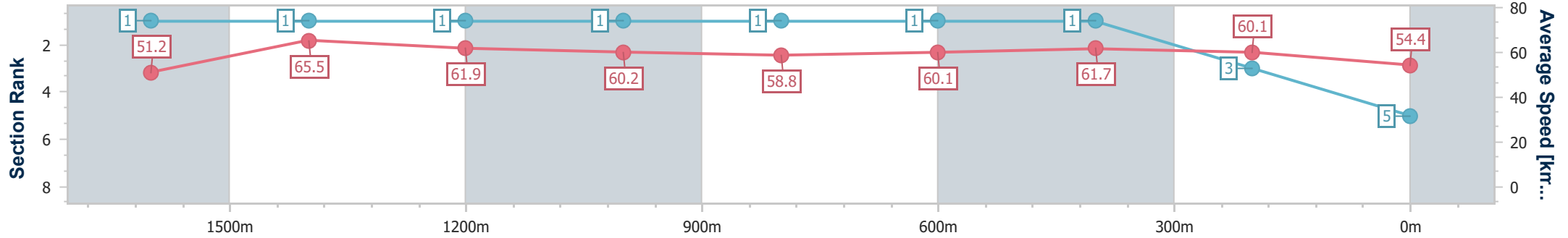
Sunshine Coast QLD Professional  
 Race 2: KAWANA WATERS HOTEL BENCHMARK 68 Handicap - 1800m



08 September 2024 - 13:38

Track Rating: Good 4, Weather: Fine, Rail Position: +12m Entire

Section	Overall	1600m	1400m	1200m	1000m	800m	600m	400m	200m
Section Times	1:49.84 [5] (0:14.04)	1:35.80 [1] (0:11.04)	1:24.76 [1] (0:11.66)	1:13.10 [1] (0:11.95)	1:01.15 [1] (0:12.26)	0:48.89 [1] (0:12.01)	0:36.88 [1] (0:11.60)	0:25.28 [1] (0:11.96)	0:13.32 [3] (0:13.32)
Average Speed [km/h]	51.2	65.5	61.9	60.2	58.8	60.1	61.7	60.1	54.4
Top Speed [km/h]	63.0	66.5	66.3	62.5	59.6	61.6	62.2	61.8	57.3
Avg. Dist. to Rail [m]	0.7	1.7	1.5	1.4	1.3	0.6	1.1	0.5	0.6
Avg. Stride Freq. [Hz]	2.1	2.3	2.3	2.2	2.2	2.2	2.3	2.3	2.2
Avg. Stride Length [m]	6.7	7.8	7.4	7.5	7.3	7.4	7.4	7.3	7.0



- [ ] Ranking at each section and finish
- .-.- No data available at this section
- NA No data available



Horse/Jockey Name	Big Hitter
Final Rank	6
Fastest Section Time (Section)	0:11.28 (1600m)
Top Speed [km/h] (Section)	65.1 (1600m)
Race State	Finished



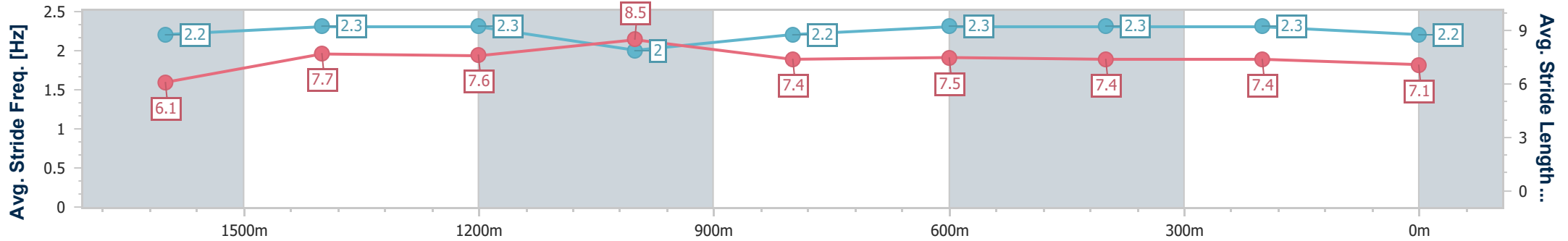
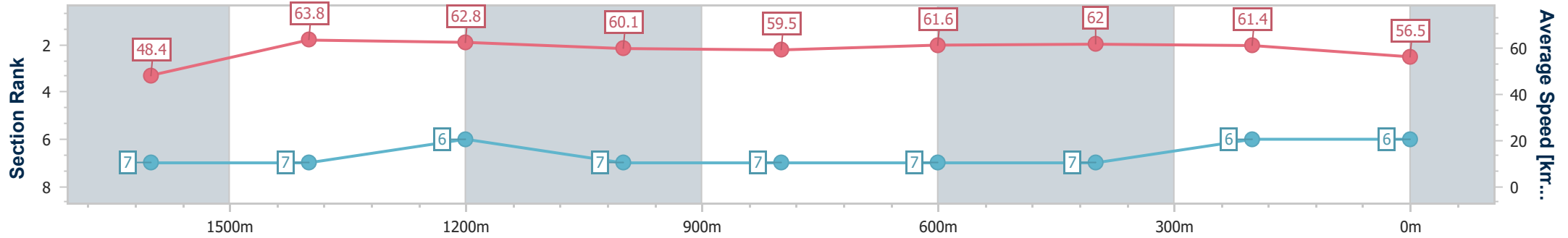
Sunshine Coast QLD Professional  
Race 2: KAWANA WATERS HOTEL BENCHMARK 68 Handicap - 1800m



08 September 2024 - 13:38

Track Rating: Good 4, Weather: Fine, Rail Position: +12m Entire

Section	Overall	1600m	1400m	1200m	1000m	800m	600m	400m	200m				
Section Times	1:49.94 [6] (0:14.95)	1:34.99 [7] (0:11.28)	1:23.71 [7] (0:11.50)	1:12.21 [6] (0:11.99)	1:00.22 [7] (0:12.17)	0:48.05 [7] (0:11.76)	0:36.29 [7] (0:11.77)	0:24.52 [7] (0:11.71)	0:12.81 [6] (0:12.81)				
Average Speed [km/h]	48.4	63.8	62.8	60.1	59.5	61.6	62.0	61.4	56.5				
Top Speed [km/h]	62.3	65.1	63.9	62.4	63.6	62.8	62.6	62.8	59.8				
Avg. Dist. to Rail [m]	3.7	0.3	1.3	1.8	1.7	1.0	2.1	3.7	4.5				
Avg. Stride Freq. [Hz]	2.2	2.3	2.3	2.0	2.2	2.3	2.3	2.3	2.2				
Avg. Stride Length [m]	6.1	7.7	7.6	8.5	7.4	7.5	7.4	7.4	7.1				



- [ ] Ranking at each section and finish
- .-.- No data available at this section
- NA No data available



Horse/Jockey Name	Singer Sargent
Final Rank	7
Fastest Section Time (Section)	0:11.35 (1600m)
Top Speed [km/h] (Section)	64.5 (1600m)
Race State	Finished

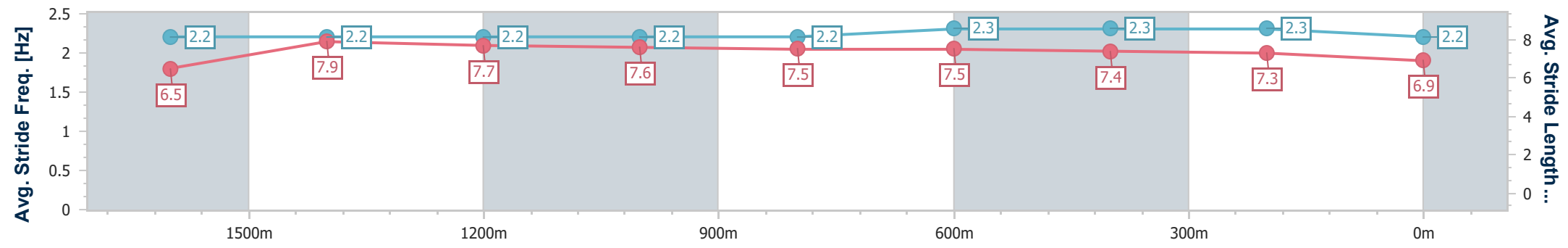
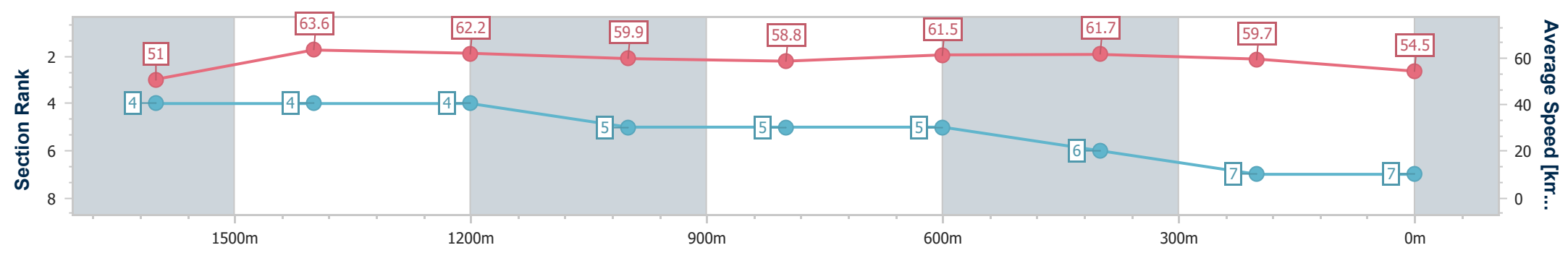


Sunshine Coast QLD Professional  
 Race 2: KAWANA WATERS HOTEL BENCHMARK 68 Handicap - 1800m  
 SCTC SUNSHINE COAST TURF CLUB

08 September 2024 - 13:38

Track Rating: Good 4, Weather: Fine, Rail Position: +12m Entire

Section	Overall	1600m	1400m	1200m	1000m	800m	600m	400m	200m				
Section Times	1:50.56 [7] (0:14.23)	1:36.33 [4] (0:11.35)	1:24.98 [4] (0:11.65)	1:13.33 [4] (0:12.06)	1:01.27 [5] (0:12.33)	0:48.94 [5] (0:11.84)	0:37.10 [5] (0:11.79)	0:25.31 [6] (0:12.06)	0:13.25 [7] (0:13.25)				
Average Speed [km/h]	51.0	63.6	62.2	59.9	58.8	61.5	61.7	59.7	54.5				
Top Speed [km/h]	64.1	64.5	63.4	61.3	59.5	63.1	62.3	61.8	56.9				
Avg. Dist. to Rail [m]	3.5	2.3	2.5	3.1	2.3	2.2	1.7	3.6	3.6				
Avg. Stride Freq. [Hz]	2.2	2.2	2.2	2.2	2.2	2.3	2.3	2.3	2.2				
Avg. Stride Length [m]	6.5	7.9	7.7	7.6	7.5	7.5	7.4	7.3	6.9				



- [ ] Ranking at each section and finish
- .-.- No data available at this section
- NA No data available

Track Rating: Good 4, Weather: Fine, Rail Position: +12m Entire

Section		Field Times											
		Overall	1200m	1000m	800m	600m	400m	Last 600m					
		1:23.91 (0:13.20)	1:10.71 (0:10.97)	0:59.74 (0:11.88)	0:47.86 (0:12.13)	0:35.73 (0:11.70)	0:24.03 (0:11.55)	0:35.73					
Rank	TAB	Horse/Jockey	Barrier	Top Speed [km/h]	Fastest Section								Distance Travelled [m]
1	3	<b>FLY FIFER</b> Nikita Beriman	10	68.8	0:10.97	1:23.91 [1] (0:13.20)	1:10.71 [1] (0:10.97)	0:59.74 [1] (0:11.88)	0:47.86 [1] (0:12.13)	0:35.73 [1] (0:11.70)	0:24.03 [1] (0:11.55)	0:35.73	
2	2	<b>RHUVAAL</b> Cejay Graham	2	64.7	0:11.21	1:23.93 [2] (0:13.94)	1:09.99 [9] (0:11.21)	0:58.78 [8] (0:11.91)	0:46.87 [7] (0:11.77)	0:35.10 [6] (0:11.72)	0:23.38 [6] (0:11.38)	0:35.10 +1	
3	4	<b>LET'SSHOWEM</b> Adin Thompson	1	66.9	0:11.02	1:24.47 [3] (0:13.64)	1:10.83 [5] (0:11.02)	0:59.81 [5] (0:11.88)	0:47.93 [5] (0:11.90)	0:36.03 [4] (0:11.73)	0:24.30 [3] (0:11.75)	0:36.03 +0	
4	5	<b>OUR ESPRIT</b> Karl Zechner	7	65.5	0:11.24	1:24.70 [4] (0:13.89)	1:10.81 [8] (0:11.24)	0:59.57 [7] (0:11.95)	0:47.62 [8] (0:11.91)	0:35.71 [8] (0:11.53)	0:24.18 [5] (0:11.52)	0:35.71 +6	
5	11	<b>HAMISO</b> Trudy Thornton	9	67.5	0:10.93	1:25.13 [5] (0:13.30)	1:11.83 [2] (0:10.93)	1:00.90 [2] (0:11.96)	0:48.94 [2] (0:12.08)	0:36.86 [2] (0:11.83)	0:25.03 [2] (0:11.84)	0:36.86 +1	
6	9	<b>SAVANNAH GANGSTER</b> Robbie Dolan	6	64.6	0:11.23	1:25.28 [6] (0:14.17)	1:11.11 [10] (0:11.23)	0:59.88 [10] (0:12.02)	0:47.86 [9] (0:12.04)	0:35.82 [9] (0:11.77)	0:24.05 [9] (0:11.80)	0:35.82 +5	
7	12	<b>BETCHA THINK SO</b> Samantha Collett	5	66.4	0:11.13	1:25.61 [7] (0:13.44)	1:12.17 [3] (0:11.13)	1:01.04 [4] (0:11.91)	0:49.13 [4] (0:11.95)	0:37.18 [3] (0:11.82)	0:25.36 [4] (0:12.08)	0:37.18 +7	
8	1	<b>PLUS SIXTY ONE</b> Dale Smith	4	66.2	0:11.16	1:25.80 [8] (0:13.71)	1:12.09 [6] (0:11.16)	1:00.93 [6] (0:12.04)	0:48.89 [6] (0:12.03)	0:36.86 [7] (0:11.87)	0:24.99 [8] (0:12.21)	0:36.86 +5	
9	10	<b>DESERT ANGEL</b> Ron Stewart	3	67.6	0:11.04	1:25.80 [9] (0:13.44)	1:12.36 [3] (0:11.04)	1:01.32 [3] (0:11.90)	0:49.42 [3] (0:12.09)	0:37.33 [5] (0:12.11)	0:25.22 [7] (0:12.36)	0:37.33 +0	
10	8	<b>OUR ANNUITY</b> Cody Collis	8	64.7	0:11.58	1:29.13 [10] (0:13.71)	1:15.42 [7] (0:11.58)	1:03.84 [9] (0:12.32)	0:51.52 [10] (0:12.54)	0:38.98 [10] (0:12.73)	0:26.25 [10] (0:12.52)	0:38.98 +1	

Scratched: Gypsidazzler (#14), Marvia Miss (#16), He's A Saint (#7), Advertise (#15), Argerich (#13), Captain Good Vibes (#6)



Sunshine Coast QLD Professional  
Race 3: SPORTS HUB Maiden Plate - 1400m  
08 September 2024 - 14:12



Track Rating: Good 4, Weather: Fine, Rail Position: +12m Entire

Section				200m				Last 600m	
Field Times				0:12.48 (0:12.48)				0:35.73	
Rank	TAB	Horse/Jockey	Barrier	Top Speed [km/h]	Fastest Section	Margin			Distance Travelled [m]
1	3	FLY FIFER Nikita Beriman	10	68.8 Overall	0:10.97 1200m	0:12.48 [1] (0:12.48)	1:23.91		0:35.73
2	2	RHUVAAL Cejay Graham	2	64.7 1200m	0:11.21 1200m	0:12.00 [3] (0:12.00)	0.1L		0:35.10 +1
3	4	LET'SSHOWEM Adin Thompson	1	66.9 1200m	0:11.02 1200m	0:12.55 [2] (0:12.55)	3.1L		0:36.03 +0
4	5	OUR ESPRIT Karl Zechner	7	65.5 1200m	0:11.24 1200m	0:12.66 [5] (0:12.66)	4.4L		0:35.71 +6
5	11	HAMISO Trudy Thornton	9	67.5 1200m	0:10.93 1200m	0:13.19 [4] (0:13.19)	6.9L		0:36.86 +1
6	9	SAVANNAH GANGSTER Robbie Dolan	6	64.6 1200m	0:11.23 1200m	0:12.25 [9] (0:12.25)	7.7L		0:35.82 +5
7	12	BETCHA THINK SO Samantha Collett	5	66.4 1200m	0:11.13 1200m	0:13.28 [6] (0:13.28)	9.5L		0:37.18 +7
8	1	PLUS SIXTY ONE Dale Smith	4	66.2 1200m	0:11.16 1200m	0:12.78 [8] (0:12.78)	10.5L		0:36.86 +5
9	10	DESERT ANGEL Ron Stewart	3	67.6 1200m	0:11.04 1200m	0:12.86 [7] (0:12.86)	10.6L		0:37.33 +0
10	8	OUR ANNUITY Cody Collis	8	64.7 1200m	0:11.58 1200m	0:13.73 [10] (0:13.73)	30.1L		0:38.98 +1

Scratched: Gypsidazzler (#14), Marvia Miss (#16), He's A Saint (#7), Advertise (#15), Argerich (#13), Captain Good Vibes (#6)

[ ] Ranking at each section and finish  
-:--:-- No data available at this section  
NA No data available

SCN Saddle cloth number  
DNF Did not finish  
DNT Did not track



Horse/Jockey Name	Fly Fifer
Final Rank	1
Fastest Section Time (Section)	0:10.97 (1200m)
Top Speed [km/h] (Section)	68.8 (Overall)
Race State	Finished



Sunshine Coast QLD Professional

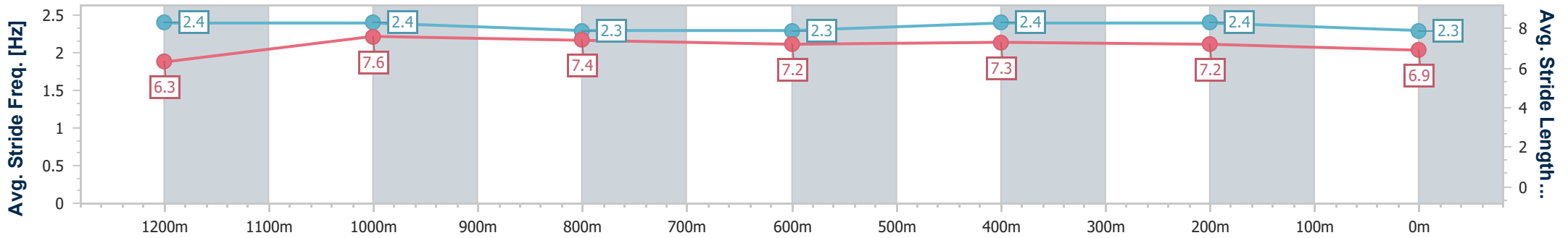
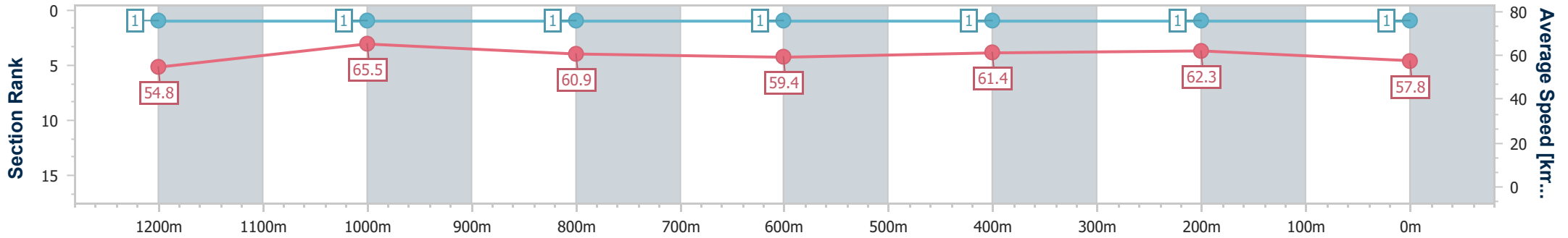
Race 3: SPORTS HUB Maiden Plate - 1400m



08 September 2024 - 14:12

Track Rating: Good 4, Weather: Fine, Rail Position: +12m Entire

Section	Overall	1200m	1000m	800m	600m	400m	200m
Section Times	1:23.91 [1] (0:13.20)	1:10.71 [1] (0:10.97)	0:59.74 [1] (0:11.88)	0:47.86 [1] (0:12.13)	0:35.73 [1] (0:11.70)	0:24.03 [1] (0:11.55)	0:12.48 [1] (0:12.48)
Average Speed [km/h]	54.8	65.5	60.9	59.4	61.4	62.3	57.8
Top Speed [km/h]	68.8	68.5	62.8	59.8	62.4	63.1	61.3
Avg. Dist. to Rail [m]	9.0	2.6	1.2	0.5	0.6	0.3	0.2
Avg. Stride Freq. [Hz]	2.4	2.4	2.3	2.3	2.4	2.4	2.3
Avg. Stride Length [m]	6.3	7.6	7.4	7.2	7.3	7.2	6.9



- [ ] Ranking at each section and finish
- .-.- No data available at this section
- NA No data available



Horse/Jockey Name	Rhuvaal
Final Rank	2
Fastest Section Time (Section)	0:11.21 (1200m)
Top Speed [km/h] (Section)	64.7 (1200m)
Race State	Finished



Sunshine Coast QLD Professional

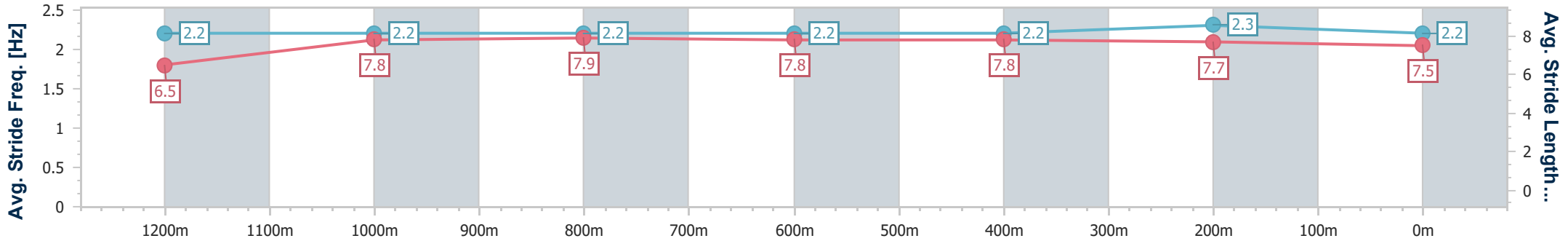
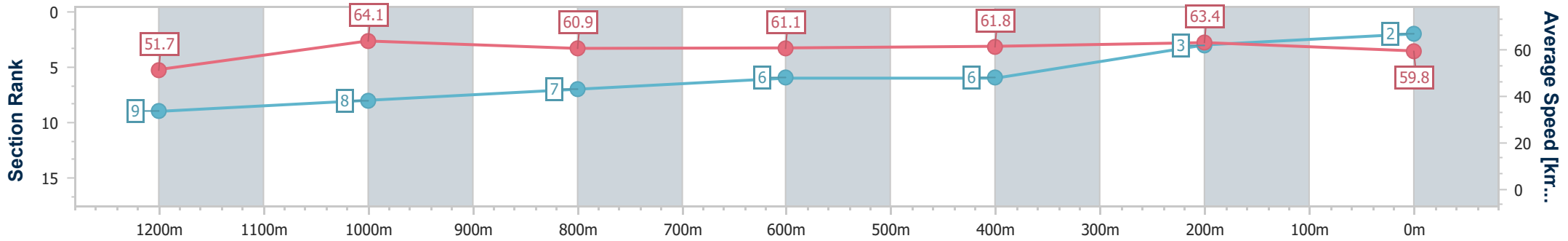
Race 3: SPORTS HUB Maiden Plate - 1400m



08 September 2024 - 14:12

Track Rating: Good 4, Weather: Fine, Rail Position: +12m Entire

Section	Overall	1200m	1000m	800m	600m	400m	200m
Section Times	1:23.93 [2] (0:13.94)	1:09.99 [9] (0:11.21)	0:58.78 [8] (0:11.91)	0:46.87 [7] (0:11.77)	0:35.10 [6] (0:11.72)	0:23.38 [6] (0:11.38)	0:12.00 [3] (0:12.00)
Average Speed [km/h]	51.7	64.1	60.9	61.1	61.8	63.4	59.8
Top Speed [km/h]	64.0	64.7	63.1	62.3	62.5	63.9	62.0
Avg. Dist. to Rail [m]	2.8	1.6	1.4	0.7	0.6	3.4	2.7
Avg. Stride Freq. [Hz]	2.2	2.2	2.2	2.2	2.2	2.3	2.2
Avg. Stride Length [m]	6.5	7.8	7.9	7.8	7.8	7.7	7.5



- [ ] Ranking at each section and finish
- .-.- No data available at this section
- NA No data available





Horse/Jockey Name	Let'sshowem
Final Rank	3
Fastest Section Time (Section)	0:11.02 (1200m)
Top Speed [km/h] (Section)	66.9 (1200m)
Race State	Finished



Sunshine Coast QLD Professional

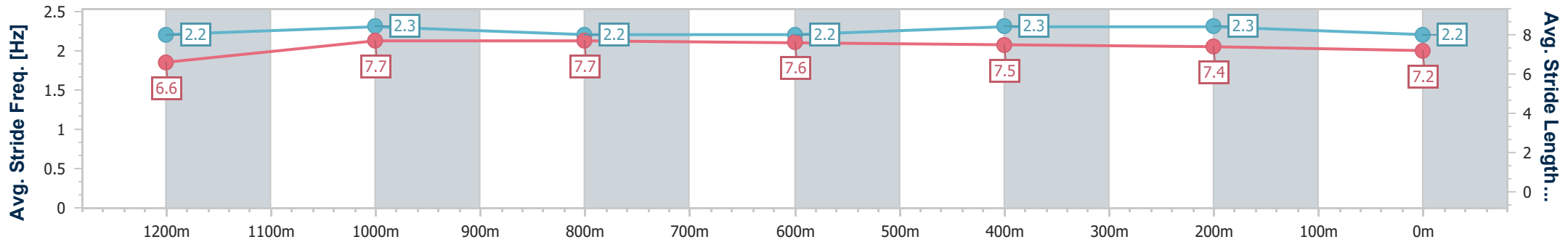
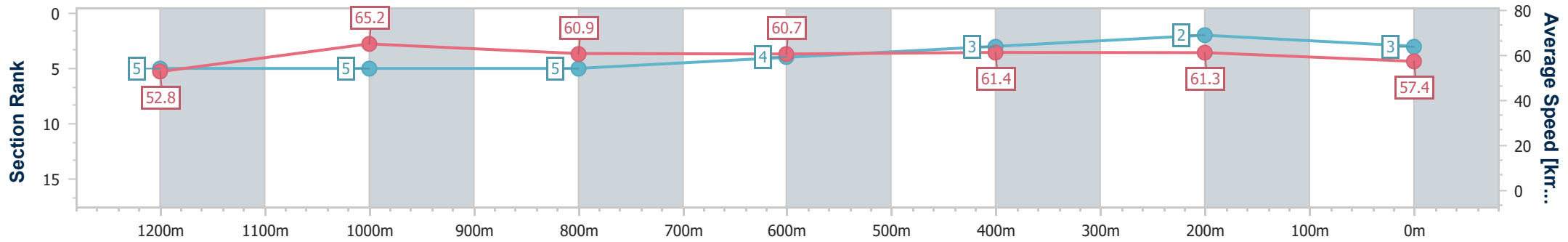
Race 3: SPORTS HUB Maiden Plate - 1400m



08 September 2024 - 14:12

Track Rating: Good 4, Weather: Fine, Rail Position: +12m Entire

Section	Overall	1200m	1000m	800m	600m	400m	200m
Section Times	1:24.47 [3] (0:13.64)	1:10.83 [5] (0:11.02)	0:59.81 [5] (0:11.88)	0:47.93 [5] (0:11.90)	0:36.03 [4] (0:11.73)	0:24.30 [3] (0:11.75)	0:12.55 [2] (0:12.55)
Average Speed [km/h]	52.8	65.2	60.9	60.7	61.4	61.3	57.4
Top Speed [km/h]	66.5	66.9	63.0	61.6	62.1	63.2	60.0
Avg. Dist. to Rail [m]	1.9	1.7	1.5	0.6	0.4	0.7	1.0
Avg. Stride Freq. [Hz]	2.2	2.3	2.2	2.2	2.3	2.3	2.2
Avg. Stride Length [m]	6.6	7.7	7.7	7.6	7.5	7.4	7.2



- [ ] Ranking at each section and finish
- .-.- No data available at this section
- NA No data available



Horse/Jockey Name	Our Esprit
Final Rank	4
Fastest Section Time (Section)	0:11.24 (1200m)
Top Speed [km/h] (Section)	65.5 (1200m)
Race State	Finished



Sunshine Coast QLD Professional

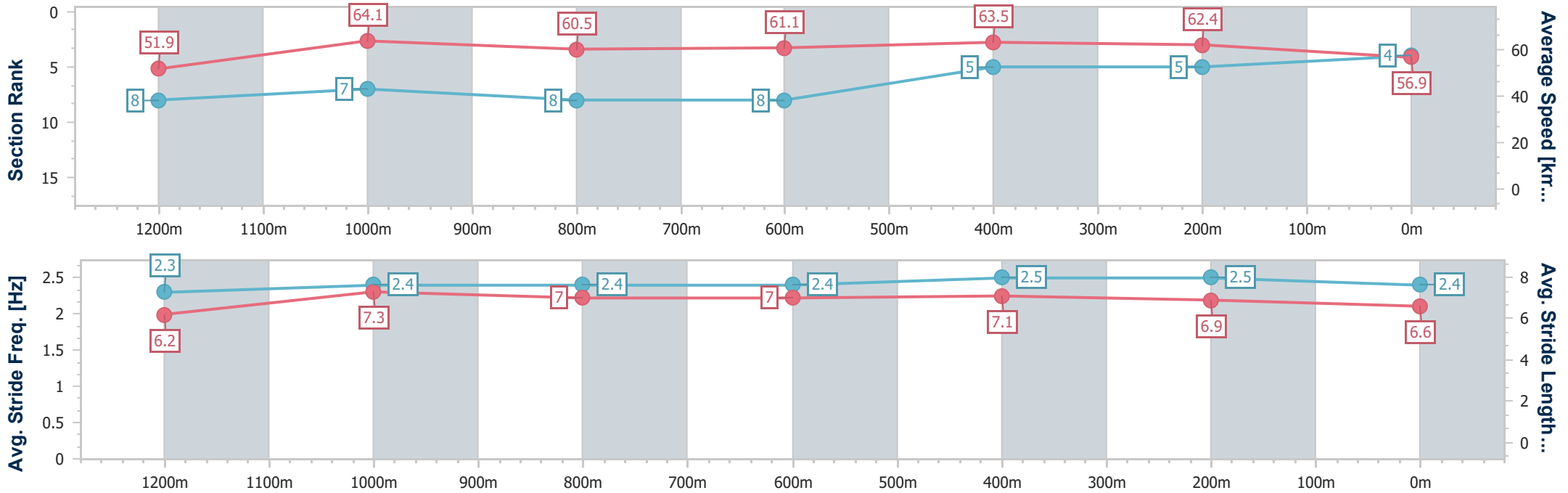
Race 3: SPORTS HUB Maiden Plate - 1400m



08 September 2024 - 14:12

Track Rating: Good 4, Weather: Fine, Rail Position: +12m Entire

Section	Overall	1200m	1000m	800m	600m	400m	200m
Section Times	1:24.70 [4] (0:13.89)	1:10.81 [8] (0:11.24)	0:59.57 [7] (0:11.95)	0:47.62 [8] (0:11.91)	0:35.71 [8] (0:11.53)	0:24.18 [5] (0:11.52)	0:12.66 [5] (0:12.66)
Average Speed [km/h]	51.9	64.1	60.5	61.1	63.5	62.4	56.9
Top Speed [km/h]	64.6	65.5	62.8	63.8	64.3	64.1	60.4
Avg. Dist. to Rail [m]	6.1	2.7	2.4	2.1	2.8	3.8	3.0
Avg. Stride Freq. [Hz]	2.3	2.4	2.4	2.4	2.5	2.5	2.4
Avg. Stride Length [m]	6.2	7.3	7.0	7.0	7.1	6.9	6.6



- [ ] Ranking at each section and finish
- .-.- No data available at this section
- NA No data available



Horse/Jockey Name	Hamiso
Final Rank	5
Fastest Section Time (Section)	0:10.93 (1200m)
Top Speed [km/h] (Section)	67.5 (1200m)
Race State	Finished



Sunshine Coast QLD Professional

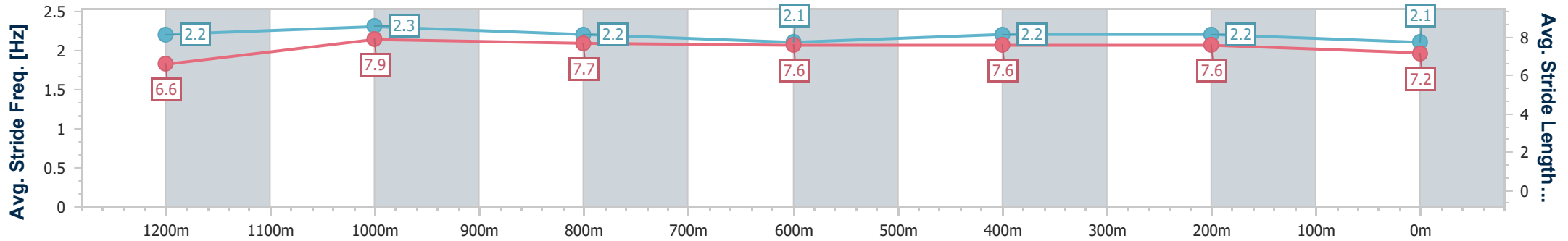
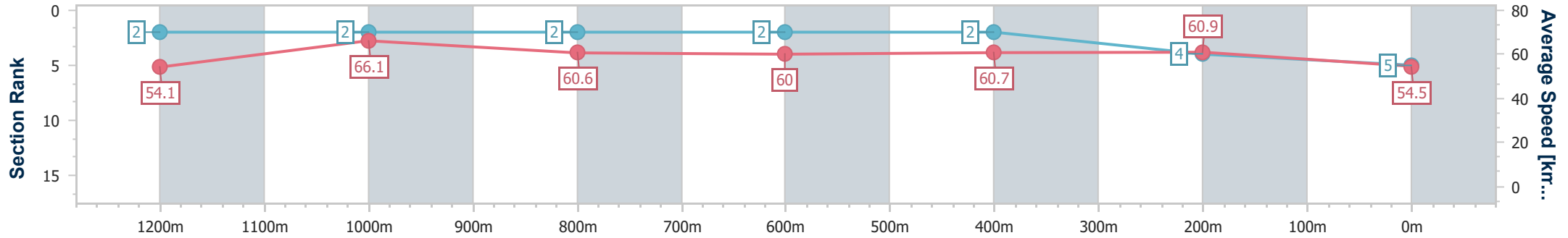
Race 3: SPORTS HUB Maiden Plate - 1400m



08 September 2024 - 14:12

Track Rating: Good 4, Weather: Fine, Rail Position: +12m Entire

Section	Overall	1200m	1000m	800m	600m	400m	200m
Section Times	1:25.13 [5] (0:13.30)	1:11.83 [2] (0:10.93)	1:00.90 [2] (0:11.96)	0:48.94 [2] (0:12.08)	0:36.86 [2] (0:11.83)	0:25.03 [2] (0:11.84)	0:13.19 [4] (0:13.19)
Average Speed [km/h]	54.1	66.1	60.6	60.0	60.7	60.9	54.5
Top Speed [km/h]	67.5	67.5	62.3	61.1	61.7	62.0	58.4
Avg. Dist. to Rail [m]	7.8	3.7	2.2	0.9	0.2	1.4	1.5
Avg. Stride Freq. [Hz]	2.2	2.3	2.2	2.1	2.2	2.2	2.1
Avg. Stride Length [m]	6.6	7.9	7.7	7.6	7.6	7.6	7.2



- [ ] Ranking at each section and finish
- .-.- No data available at this section
- NA No data available



Horse/Jockey Name	Savannah Gangster
Final Rank	6
Fastest Section Time (Section)	0:11.23 (1200m)
Top Speed [km/h] (Section)	64.6 (1200m)
Race State	Finished



Sunshine Coast QLD Professional

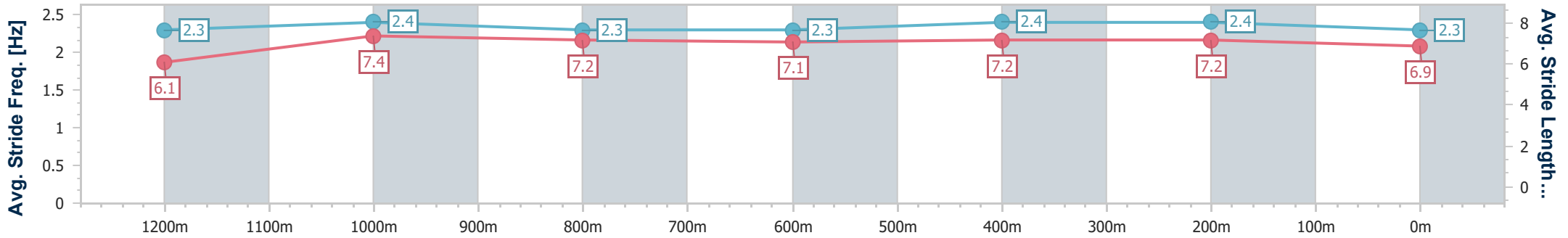
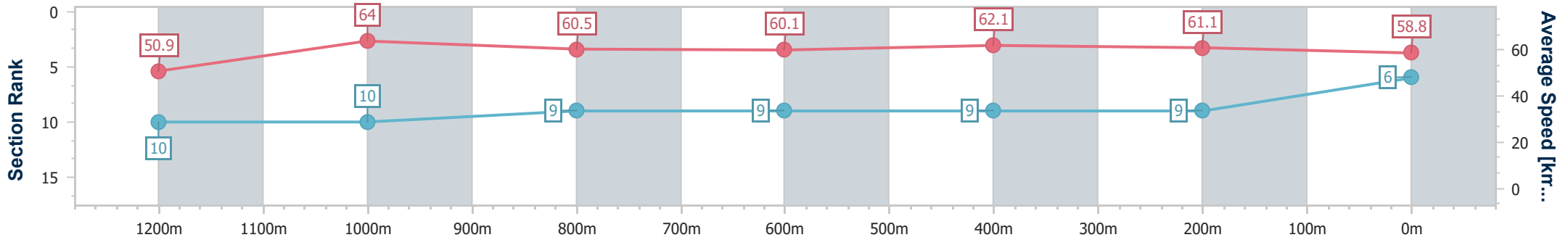
Race 3: SPORTS HUB Maiden Plate - 1400m



08 September 2024 - 14:12

Track Rating: Good 4, Weather: Fine, Rail Position: +12m Entire

Section	Overall	1200m	1000m	800m	600m	400m	200m
Section Times	1:25.28 [6] (0:14.17)	1:11.11 [10] (0:11.23)	0:59.88 [10] (0:12.02)	0:47.86 [9] (0:12.04)	0:35.82 [9] (0:11.77)	0:24.05 [9] (0:11.80)	0:12.25 [9] (0:12.25)
Average Speed [km/h]	50.9	64.0	60.5	60.1	62.1	61.1	58.8
Top Speed [km/h]	64.2	64.6	63.4	63.6	63.6	62.1	61.7
Avg. Dist. to Rail [m]	5.4	2.5	2.0	1.3	2.3	5.5	4.6
Avg. Stride Freq. [Hz]	2.3	2.4	2.3	2.3	2.4	2.4	2.3
Avg. Stride Length [m]	6.1	7.4	7.2	7.1	7.2	7.2	6.9



- [ ] Ranking at each section and finish
- .-.- No data available at this section
- NA No data available



Horse/Jockey Name	Betcha Think So
Final Rank	7
Fastest Section Time (Section)	0:11.13 (1200m)
Top Speed [km/h] (Section)	66.4 (1200m)
Race State	Finished



Sunshine Coast QLD Professional

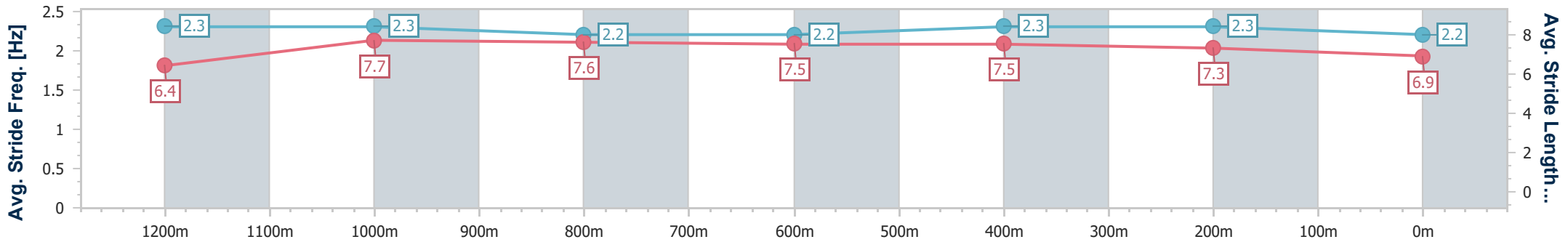
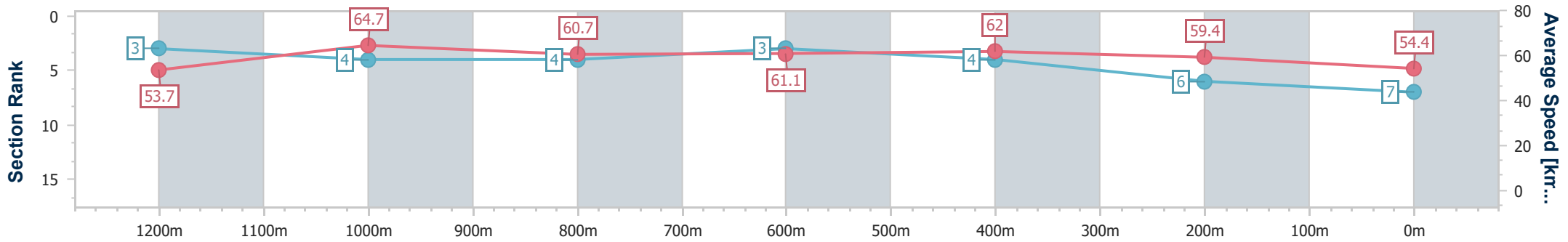
Race 3: SPORTS HUB Maiden Plate - 1400m

08 September 2024 - 14:12



Track Rating: Good 4, Weather: Fine, Rail Position: +12m Entire

Section	Overall	1200m	1000m	800m	600m	400m	200m
Section Times	1:25.61 [7] (0:13.44)	1:12.17 [3] (0:11.13)	1:01.04 [4] (0:11.91)	0:49.13 [4] (0:11.95)	0:37.18 [3] (0:11.82)	0:25.36 [4] (0:12.08)	0:13.28 [6] (0:13.28)
Average Speed [km/h]	53.7	64.7	60.7	61.1	62.0	59.4	54.4
Top Speed [km/h]	65.8	66.4	63.1	62.8	62.2	61.6	57.2
Avg. Dist. to Rail [m]	5.3	2.9	2.4	2.5	2.9	3.7	3.7
Avg. Stride Freq. [Hz]	2.3	2.3	2.2	2.2	2.3	2.3	2.2
Avg. Stride Length [m]	6.4	7.7	7.6	7.5	7.5	7.3	6.9



- [ ] Ranking at each section and finish
- .-.- No data available at this section
- NA No data available



Horse/Jockey Name	Plus Sixty One
Final Rank	8
Fastest Section Time (Section)	0:11.16 (1200m)
Top Speed [km/h] (Section)	66.2 (1200m)
Race State	Finished



Sunshine Coast QLD Professional

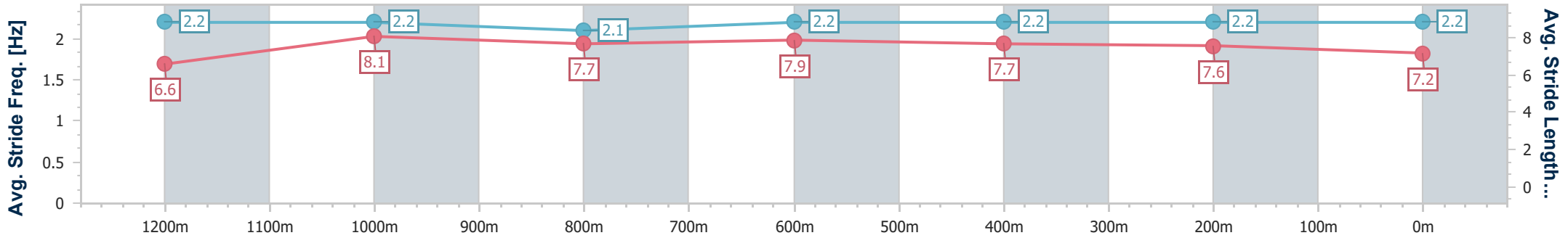
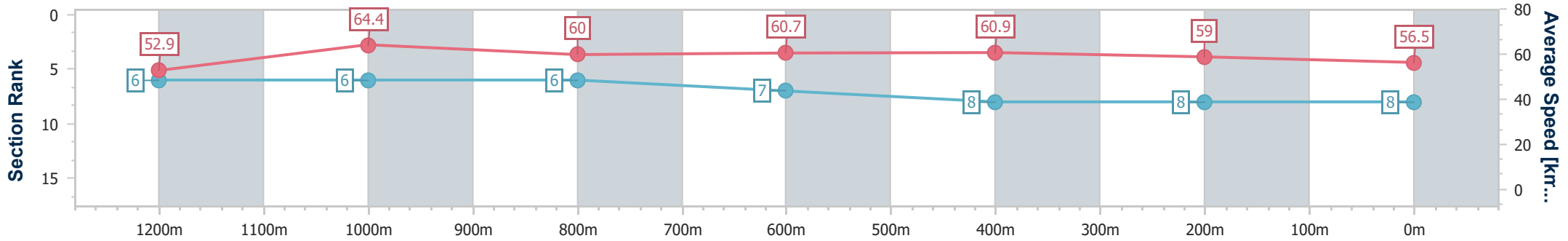
Race 3: SPORTS HUB Maiden Plate - 1400m



08 September 2024 - 14:12

Track Rating: Good 4, Weather: Fine, Rail Position: +12m Entire

Section	Overall	1200m	1000m	800m	600m	400m	200m
Section Times	1:25.80 [8] (0:13.71)	1:12.09 [6] (0:11.16)	1:00.93 [6] (0:12.04)	0:48.89 [6] (0:12.03)	0:36.86 [7] (0:11.87)	0:24.99 [8] (0:12.21)	0:12.78 [8] (0:12.78)
Average Speed [km/h]	52.9	64.4	60.0	60.7	60.9	59.0	56.5
Top Speed [km/h]	66.1	66.2	63.1	62.2	62.2	60.0	59.3
Avg. Dist. to Rail [m]	4.4	2.7	2.6	1.8	1.2	2.8	2.5
Avg. Stride Freq. [Hz]	2.2	2.2	2.1	2.2	2.2	2.2	2.2
Avg. Stride Length [m]	6.6	8.1	7.7	7.9	7.7	7.6	7.2



- [ ] Ranking at each section and finish
- .-.- No data available at this section
- NA No data available



Horse/Jockey Name	Desert Angel
Final Rank	9
Fastest Section Time (Section)	0:11.04 (1200m)
Top Speed [km/h] (Section)	67.6 (1200m)
Race State	Finished



Sunshine Coast QLD Professional

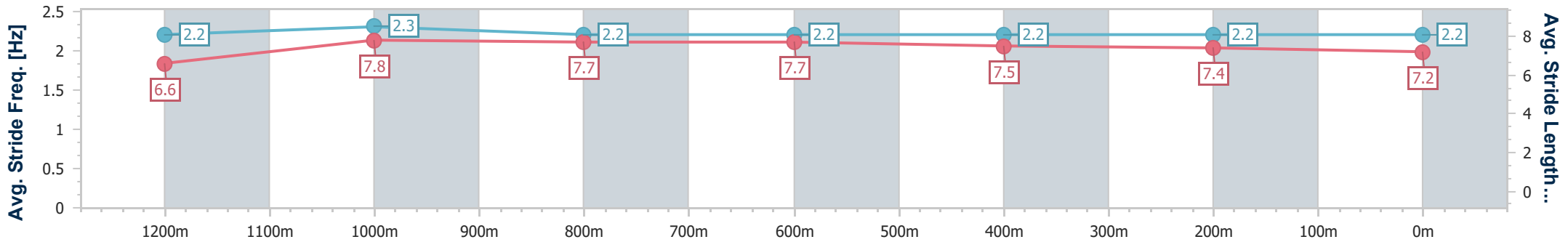
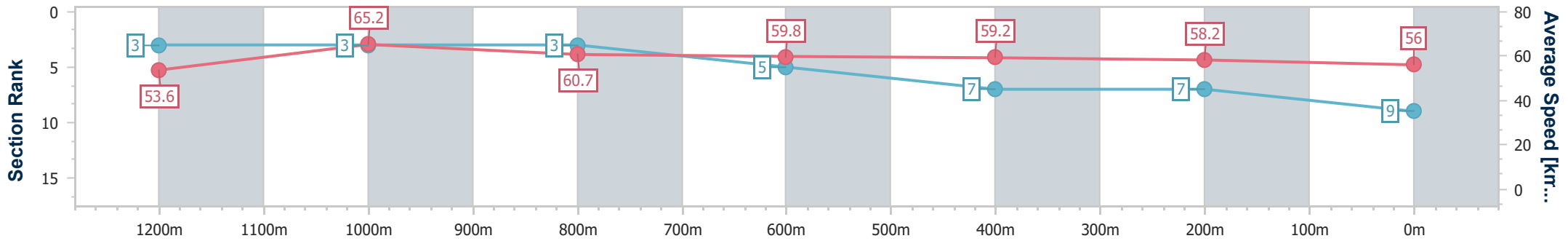
Race 3: SPORTS HUB Maiden Plate - 1400m



08 September 2024 - 14:12

Track Rating: Good 4, Weather: Fine, Rail Position: +12m Entire

Section	Overall	1200m	1000m	800m	600m	400m	200m
Section Times	1:25.80 [9] (0:13.44)	1:12.36 [3] (0:11.04)	1:01.32 [3] (0:11.90)	0:49.42 [3] (0:12.09)	0:37.33 [5] (0:12.11)	0:25.22 [7] (0:12.36)	0:12.86 [7] (0:12.86)
Average Speed [km/h]	53.6	65.2	60.7	59.8	59.2	58.2	56.0
Top Speed [km/h]	67.3	67.6	62.7	60.4	60.4	58.8	58.0
Avg. Dist. to Rail [m]	3.5	1.7	1.3	0.5	0.5	0.7	0.4
Avg. Stride Freq. [Hz]	2.2	2.3	2.2	2.2	2.2	2.2	2.2
Avg. Stride Length [m]	6.6	7.8	7.7	7.7	7.5	7.4	7.2



- [ ] Ranking at each section and finish
- .-.- No data available at this section
- NA No data available



Horse/Jockey Name	Our Annuity
Final Rank	10
Fastest Section Time (Section)	0:11.58 (1200m)
Top Speed [km/h] (Section)	64.7 (1200m)
Race State	Finished



Sunshine Coast QLD Professional

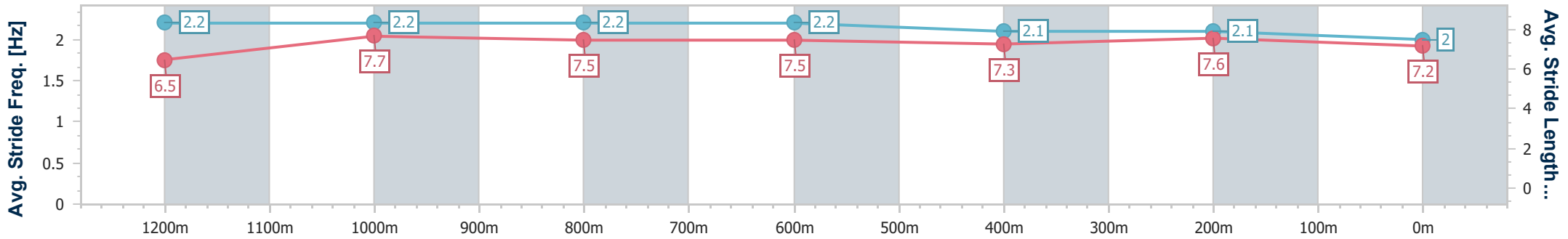
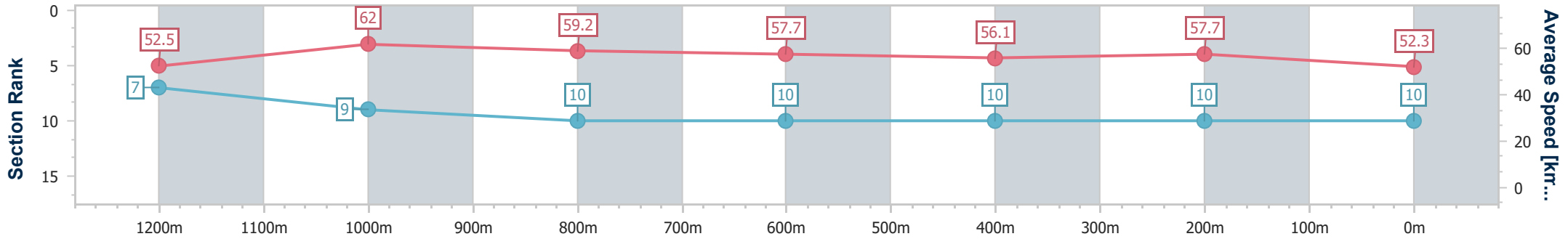
Race 3: SPORTS HUB Maiden Plate - 1400m

08 September 2024 - 14:12

Track Rating: Good 4, Weather: Fine, Rail Position: +12m Entire



Section	Overall	1200m	1000m	800m	600m	400m	200m
Section Times	1:29.13 [10] (0:13.71)	1:15.42 [7] (0:11.58)	1:03.84 [9] (0:12.32)	0:51.52 [10] (0:12.54)	0:38.98 [10] (0:12.73)	0:26.25 [10] (0:12.52)	0:13.73 [10] (0:13.73)
Average Speed [km/h]	52.5	62.0	59.2	57.7	56.1	57.7	52.3
Top Speed [km/h]	64.5	64.7	60.6	58.9	57.8	58.3	57.1
Avg. Dist. to Rail [m]	6.9	3.7	3.0	1.1	0.9	1.2	0.9
Avg. Stride Freq. [Hz]	2.2	2.2	2.2	2.2	2.1	2.1	2.0
Avg. Stride Length [m]	6.5	7.7	7.5	7.5	7.3	7.6	7.2



- [ ] Ranking at each section and finish
- .-.- No data available at this section
- NA No data available





# Sunshine Coast QLD Professional

## Race 4: KAWANA SURF CLUB BENCHMARK 65 Handicap - 1400m

08 September 2024 - 14:50



Track Rating: Good 4, Weather: Fine, Rail Position: +12m Entire

Section		Overall	1200m	1000m	800m	600m	400m	Last 600m				
Field Times		1:24.09 (0:13.82)	1:10.27 (0:10.80)	0:59.47 (0:11.73)	0:47.74 (0:12.27)	0:35.47 (0:11.87)	0:23.60 (0:11.44)	0:35.47				
Rank	TAB Horse/Jockey	Barrier	Top Speed [km/h]	Fastest Section	Distance Travelled [m]							
1	5 JUBAI PRIDE Angela Jones	7	65.9 Overall	0:11.11 1200m	1:24.09 [1] (0:13.93)	1:10.16 [3] (0:11.11)	0:59.05 [3] (0:11.54)	0:47.51 [3] (0:12.16)	0:35.35 [2] (0:11.92)	0:23.43 [2] (0:11.29)	0:35.35	
2	3 WHAT A WEEKEND James Orman	8	68.4 1200m	0:10.80 1200m	1:24.13 [2] (0:13.82)	1:10.31 [1] (0:10.80)	0:59.51 [1] (0:11.73)	0:47.78 [1] (0:12.27)	0:35.51 [1] (0:11.87)	0:23.64 [1] (0:11.44)	0:35.51	+0
3	10 NITROGLYCERINE Robbie Dolan	4	65.8 1200m	0:11.09 1200m	1:24.33 [3] (0:14.44)	1:09.89 [8] (0:11.09)	0:58.80 [8] (0:11.58)	0:47.22 [7] (0:12.12)	0:35.10 [7] (0:11.79)	0:23.31 [5] (0:11.30)	0:35.10	+0
4	2 COOL ENCOUNTER Justin Huxtable	3	65.3 1200m	0:11.17 1200m	1:24.54 [4] (0:14.11)	1:10.43 [5] (0:11.17)	0:59.26 [6] (0:11.65)	0:47.61 [5] (0:12.27)	0:35.34 [6] (0:11.70)	0:23.64 [4] (0:11.25)	0:35.34	+1
5	4 SCRIPT WRITER Kyle Wilson-Taylor	6	65.7 Overall	0:11.07 1200m	1:24.56 [5] (0:13.98)	1:10.58 [4] (0:11.07)	0:59.51 [4] (0:11.62)	0:47.89 [4] (0:12.24)	0:35.65 [4] (0:11.89)	0:23.76 [3] (0:11.36)	0:35.65	+0
6	7 JUKEBOX IN SIBERIA Ron Stewart	5	65.6 1200m	0:11.23 1200m	1:24.92 [6] (0:14.28)	1:10.64 [7] (0:11.23)	0:59.41 [7] (0:11.65)	0:47.76 [8] (0:12.12)	0:35.64 [8] (0:11.76)	0:23.88 [7] (0:11.40)	0:35.64	+2
7	1 SIR LAMORAK Rob Thorburn	2	66.1 1200m	0:10.95 1200m	1:25.12 [7] (0:14.15)	1:10.97 [6] (0:10.95)	1:00.02 [5] (0:11.84)	0:48.18 [6] (0:12.18)	0:36.00 [5] (0:12.17)	0:23.83 [8] (0:11.58)	0:36.00	-1
8	8 SOVEREIGN DANE Cody Collis	1	66.6 1200m	0:10.95 1200m	1:27.59 [8] (0:13.82)	1:13.77 [2] (0:10.95)	1:02.82 [2] (0:11.79)	0:51.03 [2] (0:12.21)	0:38.82 [3] (0:12.27)	0:26.55 [6] (0:12.40)	0:38.82	-1

Scratched: Fearless Thinking (#9), Three Gongs (#6)

[ ] Ranking at each section and finish  
 -:-:- No data available at this section  
 NA No data available

SCN Saddle cloth number  
 DNF Did not finish  
 DNT Did not track



# Sunshine Coast QLD Professional

## Race 4: KAWANA SURF CLUB BENCHMARK 65 Handicap - 1400m

08 September 2024 - 14:50



Track Rating: Good 4, Weather: Fine, Rail Position: +12m Entire

Section							200m			Last 600m
Field Times							0:12.16 (0:12.16)			0:35.47
Rank	TAB	Horse/Jockey	Barrier	Top Speed [km/h]	Fastest Section	Margin			Distance Travelled [m]	
1	5	<b>JUBAI PRIDE</b> Angela Jones	7	65.9 Overall	0:11.11 1200m	0:12.14 [2] (0:12.14)	1:24.09		0:35.35	
2	3	<b>WHAT A WEEKEND</b> James Orman	8	68.4 1200m	0:10.80 1200m	0:12.20 [1] (0:12.20)	0.2L		0:35.51 +0	
3	10	<b>NITROGLYCERINE</b> Robbie Dolan	4	65.8 1200m	0:11.09 1200m	0:12.01 [5] (0:12.01)	1.2L		0:35.10 +0	
4	2	<b>COOL ENCOUNTER</b> Justin Huxtable	3	65.3 1200m	0:11.17 1200m	0:12.39 [3] (0:12.39)	2.2L		0:35.34 +1	
5	4	<b>SCRIPT WRITER</b> Kyle Wilson-Taylor	6	65.7 Overall	0:11.07 1200m	0:12.40 [4] (0:12.40)	2.3L		0:35.65 +0	
6	7	<b>JUKEBOX IN SIBERIA</b> Ron Stewart	5	65.6 1200m	0:11.23 1200m	0:12.48 [6] (0:12.48)	4.3L		0:35.64 +2	
7	1	<b>SIR LAMORAK</b> Rob Thorburn	2	66.1 1200m	0:10.95 1200m	0:12.25 [7] (0:12.25)	5.3L		0:36.00 -1	
8	8	<b>SOVEREIGN DANE</b> Cody Collis	1	66.6 1200m	0:10.95 1200m	0:14.15 [8] (0:14.15)	19.8L		0:38.82 -1	

Scratched: Fearless Thinking (#9), Three Gongs (#6)

[ ] Ranking at each section and finish  
 -:-:- No data available at this section  
 NA No data available

SCN Saddle cloth number  
 DNF Did not finish  
 DNT Did not track



Horse/Jockey Name	Jubai Pride
Final Rank	1
Fastest Section Time (Section)	0:11.11 (1200m)
Top Speed [km/h] (Section)	65.9 (Overall)
Race State	Finished



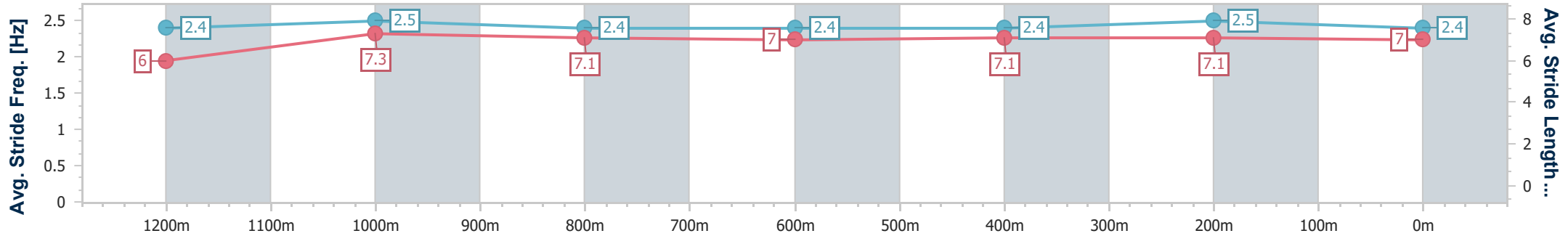
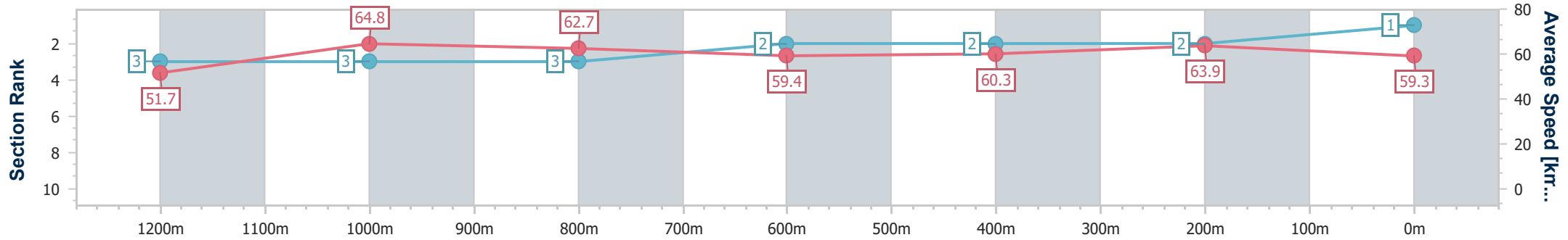
Sunshine Coast QLD Professional  
Race 4: KAWANA SURF CLUB BENCHMARK 65 Handicap - 1400m



08 September 2024 - 14:50

Track Rating: Good 4, Weather: Fine, Rail Position: +12m Entire

Section	Overall	1200m	1000m	800m	600m	400m	200m
Section Times	1:24.09 [1] (0:13.93)	1:10.16 [3] (0:11.11)	0:59.05 [3] (0:11.54)	0:47.51 [3] (0:12.16)	0:35.35 [2] (0:11.92)	0:23.43 [2] (0:11.29)	0:12.14 [2] (0:12.14)
Average Speed [km/h]	51.7	64.8	62.7	59.4	60.3	63.9	59.3
Top Speed [km/h]	65.9	65.8	65.3	61.6	63.0	64.4	63.1
Avg. Dist. to Rail [m]	5.9	1.9	1.4	0.8	0.2	0.3	1.8
Avg. Stride Freq. [Hz]	2.4	2.5	2.4	2.4	2.4	2.5	2.4
Avg. Stride Length [m]	6.0	7.3	7.1	7.0	7.1	7.1	7.0



- [ ] Ranking at each section and finish
- .-.- No data available at this section
- NA No data available



Horse/Jockey Name	What A Weekend
Final Rank	2
Fastest Section Time (Section)	0:10.80 (1200m)
Top Speed [km/h] (Section)	68.4 (1200m)
Race State	Finished



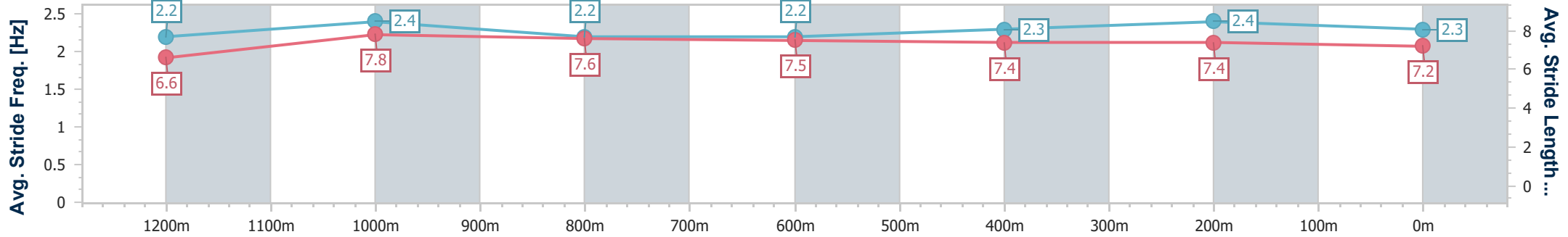
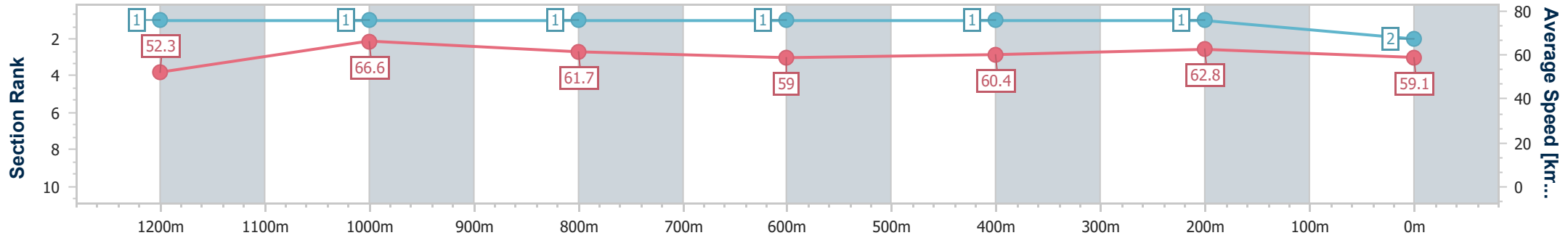
Sunshine Coast QLD Professional  
Race 4: KAWANA SURF CLUB BENCHMARK 65 Handicap - 1400m



08 September 2024 - 14:50

Track Rating: Good 4, Weather: Fine, Rail Position: +12m Entire

Section	Overall	1200m	1000m	800m	600m	400m	200m
Section Times	1:24.13 [2] (0:13.82)	1:10.31 [1] (0:10.80)	0:59.51 [1] (0:11.73)	0:47.78 [1] (0:12.27)	0:35.51 [1] (0:11.87)	0:23.64 [1] (0:11.44)	0:12.20 [1] (0:12.20)
Average Speed [km/h]	52.3	66.6	61.7	59.0	60.4	62.8	59.1
Top Speed [km/h]	66.0	68.4	64.5	59.7	63.1	63.7	62.0
Avg. Dist. to Rail [m]	7.9	3.8	1.6	0.6	0.5	0.3	1.3
Avg. Stride Freq. [Hz]	2.2	2.4	2.2	2.2	2.3	2.4	2.3
Avg. Stride Length [m]	6.6	7.8	7.6	7.5	7.4	7.4	7.2



- [ ] Ranking at each section and finish
- .-.- No data available at this section
- NA No data available



Horse/Jockey Name	Nitroglycerine
Final Rank	3
Fastest Section Time (Section)	0:11.09 (1200m)
Top Speed [km/h] (Section)	65.8 (1200m)
Race State	Finished



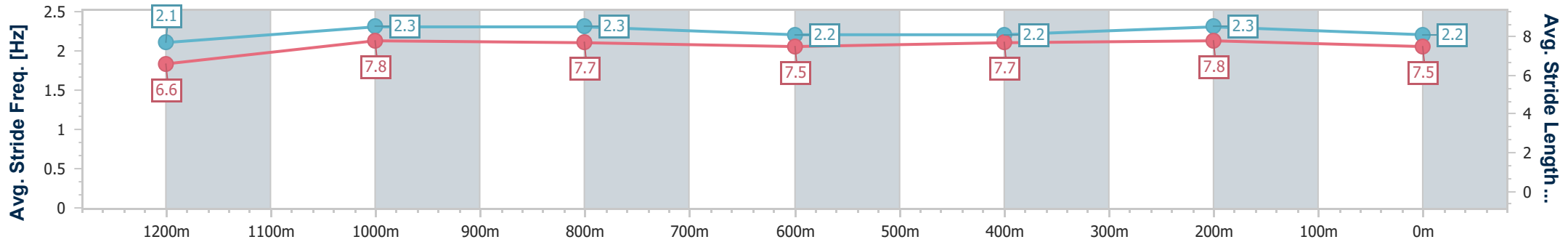
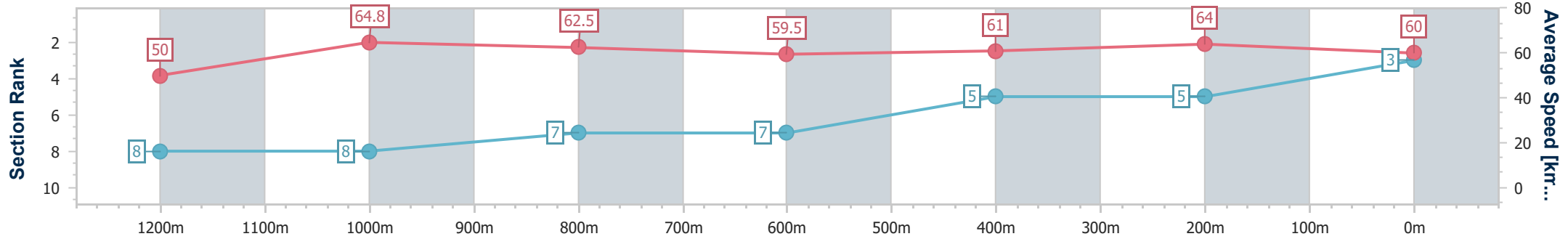
Sunshine Coast QLD Professional  
Race 4: KAWANA SURF CLUB BENCHMARK 65 Handicap - 1400m



08 September 2024 - 14:50

Track Rating: Good 4, Weather: Fine, Rail Position: +12m Entire

Section	Overall	1200m	1000m	800m	600m	400m	200m
Section Times	1:24.33 [3] (0:14.44)	1:09.89 [8] (0:11.09)	0:58.80 [8] (0:11.58)	0:47.22 [7] (0:12.12)	0:35.10 [7] (0:11.79)	0:23.31 [5] (0:11.30)	0:12.01 [5] (0:12.01)
Average Speed [km/h]	50.0	64.8	62.5	59.5	61.0	64.0	60.0
Top Speed [km/h]	64.0	65.8	64.1	60.8	63.2	64.8	64.2
Avg. Dist. to Rail [m]	3.5	1.6	1.1	0.3	0.3	3.2	6.0
Avg. Stride Freq. [Hz]	2.1	2.3	2.3	2.2	2.2	2.3	2.2
Avg. Stride Length [m]	6.6	7.8	7.7	7.5	7.7	7.8	7.5



- [ ] Ranking at each section and finish
- .-.- No data available at this section
- NA No data available



Horse/Jockey Name	Cool Encounter
Final Rank	4
Fastest Section Time (Section)	0:11.17 (1200m)
Top Speed [km/h] (Section)	65.3 (1200m)
Race State	Finished



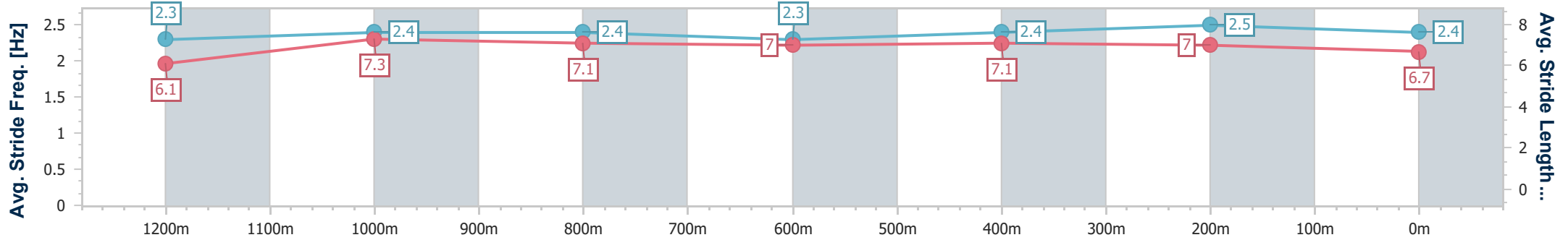
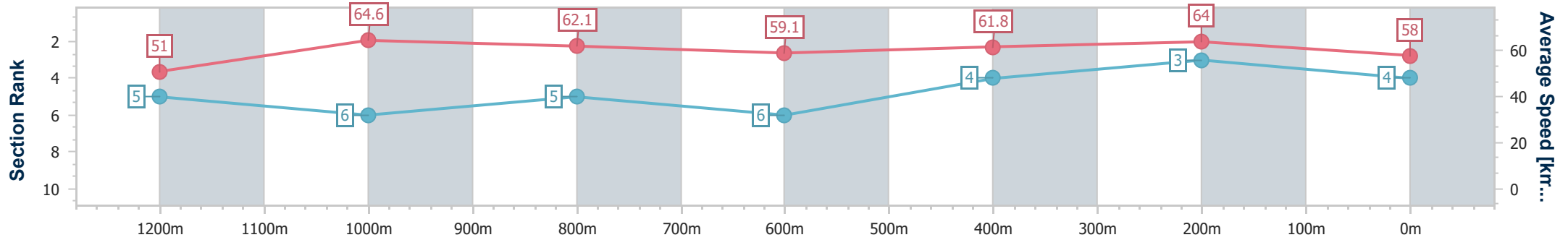
Sunshine Coast QLD Professional  
Race 4: KAWANA SURF CLUB BENCHMARK 65 Handicap - 1400m



08 September 2024 - 14:50

Track Rating: Good 4, Weather: Fine, Rail Position: +12m Entire

Section	Overall	1200m	1000m	800m	600m	400m	200m
Section Times	1:24.54 [4] (0:14.11)	1:10.43 [5] (0:11.17)	0:59.26 [6] (0:11.65)	0:47.61 [5] (0:12.27)	0:35.34 [6] (0:11.70)	0:23.64 [4] (0:11.25)	0:12.39 [3] (0:12.39)
Average Speed [km/h]	51.0	64.6	62.1	59.1	61.8	64.0	58.0
Top Speed [km/h]	65.3	65.3	63.6	60.6	65.0	65.3	61.6
Avg. Dist. to Rail [m]	3.5	2.3	2.0	1.0	0.8	4.3	6.0
Avg. Stride Freq. [Hz]	2.3	2.4	2.4	2.3	2.4	2.5	2.4
Avg. Stride Length [m]	6.1	7.3	7.1	7.0	7.1	7.0	6.7



- [ ] Ranking at each section and finish
- .-.- No data available at this section
- NA No data available



Horse/Jockey Name	Script Writer
Final Rank	5
Fastest Section Time (Section)	0:11.07 (1200m)
Top Speed [km/h] (Section)	65.7 (Overall)
Race State	Finished



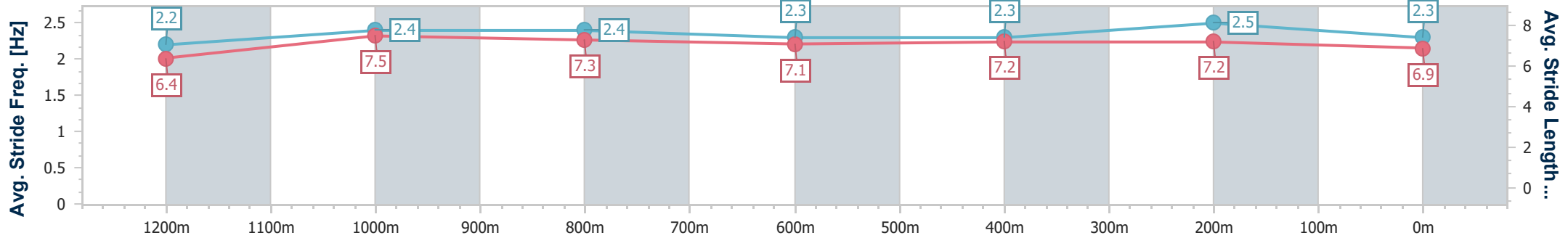
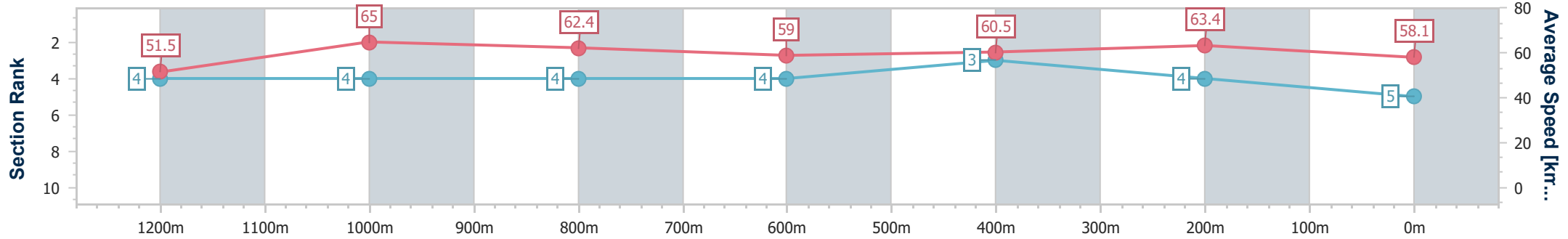
Sunshine Coast QLD Professional  
 Race 4: KAWANA SURF CLUB BENCHMARK 65 Handicap - 1400m



08 September 2024 - 14:50

Track Rating: Good 4, Weather: Fine, Rail Position: +12m Entire

Section	Overall	1200m	1000m	800m	600m	400m	200m
Section Times	1:24.56 [5] (0:13.98)	1:10.58 [4] (0:11.07)	0:59.51 [4] (0:11.62)	0:47.89 [4] (0:12.24)	0:35.65 [4] (0:11.89)	0:23.76 [3] (0:11.36)	0:12.40 [4] (0:12.40)
Average Speed [km/h]	51.5	65.0	62.4	59.0	60.5	63.4	58.1
Top Speed [km/h]	65.7	65.5	64.4	60.8	63.1	64.1	61.9
Avg. Dist. to Rail [m]	5.5	2.7	1.9	0.8	0.9	1.8	1.9
Avg. Stride Freq. [Hz]	2.2	2.4	2.4	2.3	2.3	2.5	2.3
Avg. Stride Length [m]	6.4	7.5	7.3	7.1	7.2	7.2	6.9



- [ ] Ranking at each section and finish
- .-.- No data available at this section
- NA No data available



Horse/Jockey Name	Jukebox In Siberia
Final Rank	6
Fastest Section Time (Section)	0:11.23 (1200m)
Top Speed [km/h] (Section)	65.6 (1200m)
Race State	Finished



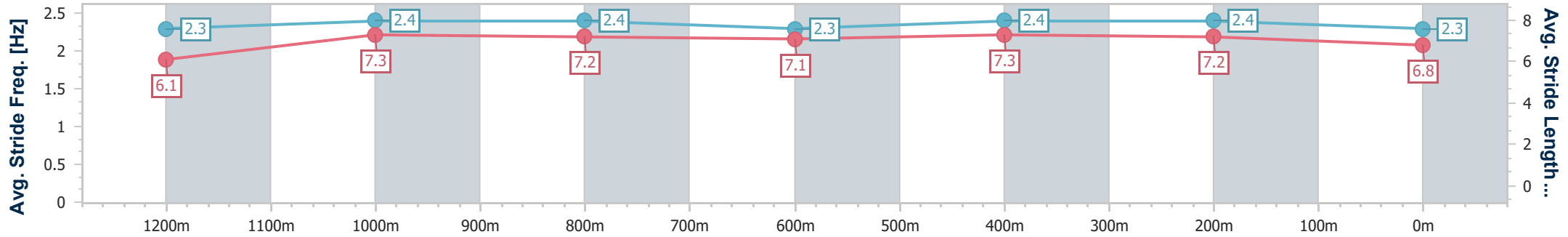
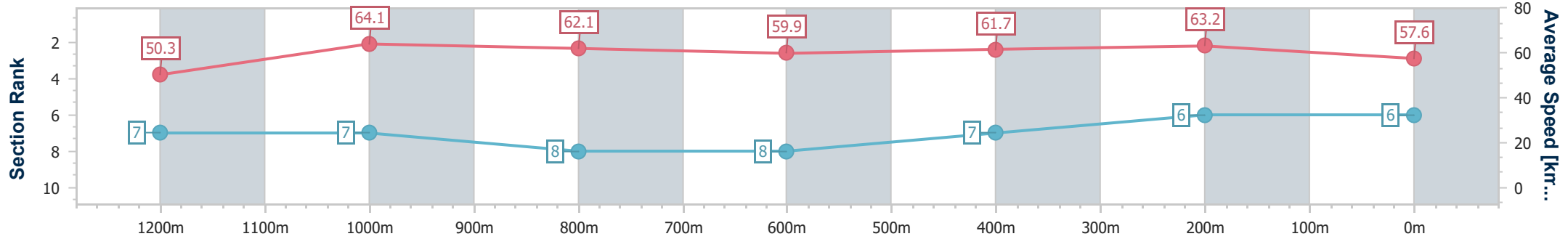
Sunshine Coast QLD Professional  
Race 4: KAWANA SURF CLUB BENCHMARK 65 Handicap - 1400m



08 September 2024 - 14:50

Track Rating: Good 4, Weather: Fine, Rail Position: +12m Entire

Section	Overall	1200m	1000m	800m	600m	400m	200m
Section Times	1:24.92 [6] (0:14.28)	1:10.64 [7] (0:11.23)	0:59.41 [7] (0:11.65)	0:47.76 [8] (0:12.12)	0:35.64 [8] (0:11.76)	0:23.88 [7] (0:11.40)	0:12.48 [6] (0:12.48)
Average Speed [km/h]	50.3	64.1	62.1	59.9	61.7	63.2	57.6
Top Speed [km/h]	62.6	65.6	63.5	61.1	64.3	64.3	62.1
Avg. Dist. to Rail [m]	4.6	2.6	1.9	1.5	1.1	5.8	7.3
Avg. Stride Freq. [Hz]	2.3	2.4	2.4	2.3	2.4	2.4	2.3
Avg. Stride Length [m]	6.1	7.3	7.2	7.1	7.3	7.2	6.8



- [ ] Ranking at each section and finish
- .-.- No data available at this section
- NA No data available





Horse/Jockey Name	Sir Lamorak
Final Rank	7
Fastest Section Time (Section)	0:10.95 (1200m)
Top Speed [km/h] (Section)	66.1 (1200m)
Race State	Finished



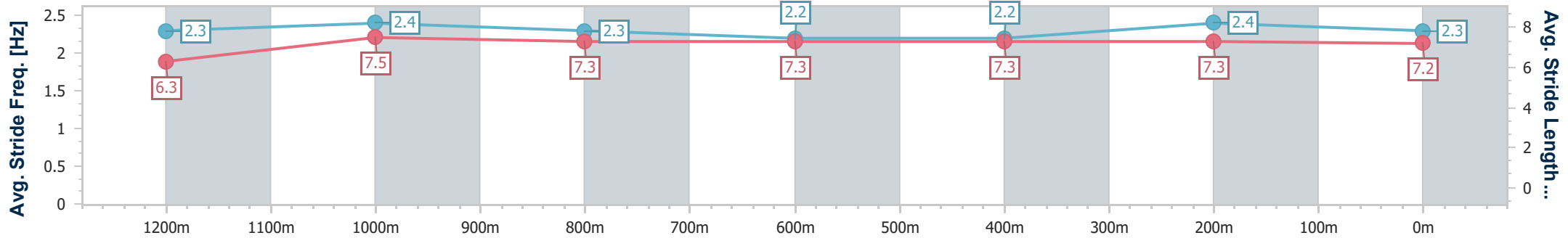
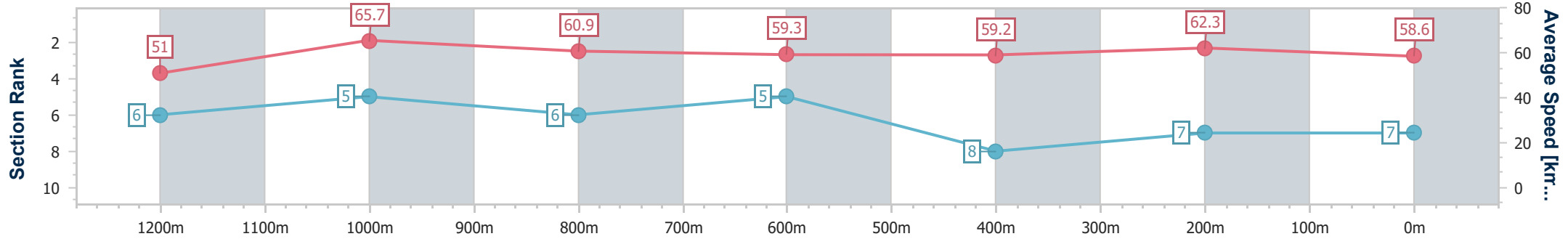
Sunshine Coast QLD Professional  
Race 4: KAWANA SURF CLUB BENCHMARK 65 Handicap - 1400m



08 September 2024 - 14:50

Track Rating: Good 4, Weather: Fine, Rail Position: +12m Entire

Section	Overall	1200m	1000m	800m	600m	400m	200m
Section Times	1:25.12 [7] (0:14.15)	1:10.97 [6] (0:10.95)	1:00.02 [5] (0:11.84)	0:48.18 [6] (0:12.18)	0:36.00 [5] (0:12.17)	0:23.83 [8] (0:11.58)	0:12.25 [7] (0:12.25)
Average Speed [km/h]	51.0	65.7	60.9	59.3	59.2	62.3	58.6
Top Speed [km/h]	65.4	66.1	64.8	60.4	60.0	63.6	61.5
Avg. Dist. to Rail [m]	2.8	1.5	1.2	0.6	0.3	1.4	2.2
Avg. Stride Freq. [Hz]	2.3	2.4	2.3	2.2	2.2	2.4	2.3
Avg. Stride Length [m]	6.3	7.5	7.3	7.3	7.3	7.3	7.2



- [ ] Ranking at each section and finish
- .-.- No data available at this section
- NA No data available



Horse/Jockey Name	Sovereign Dane
Final Rank	8
Fastest Section Time (Section)	0:10.95 (1200m)
Top Speed [km/h] (Section)	66.6 (1200m)
Race State	Finished



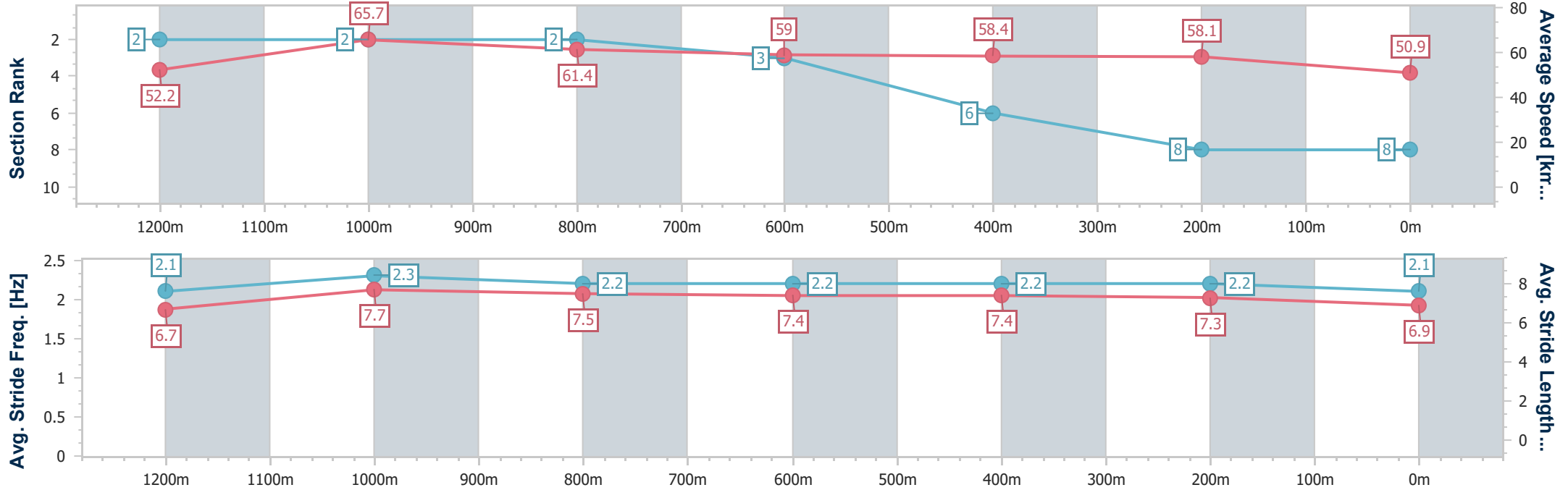
Sunshine Coast QLD Professional  
Race 4: KAWANA SURF CLUB BENCHMARK 65 Handicap - 1400m



08 September 2024 - 14:50

Track Rating: Good 4, Weather: Fine, Rail Position: +12m Entire

Section	Overall	1200m	1000m	800m	600m	400m	200m
Section Times	1:27.59 [8] (0:13.82)	1:13.77 [2] (0:10.95)	1:02.82 [2] (0:11.79)	0:51.03 [2] (0:12.21)	0:38.82 [3] (0:12.27)	0:26.55 [6] (0:12.40)	0:14.15 [8] (0:14.15)
Average Speed [km/h]	52.2	65.7	61.4	59.0	58.4	58.1	50.9
Top Speed [km/h]	65.5	66.6	64.5	59.8	59.9	60.0	55.9
Avg. Dist. to Rail [m]	2.5	1.7	1.3	0.5	0.7	0.8	0.4
Avg. Stride Freq. [Hz]	2.1	2.3	2.2	2.2	2.2	2.2	2.1
Avg. Stride Length [m]	6.7	7.7	7.5	7.4	7.4	7.3	6.9



- [ ] Ranking at each section and finish
- .-.- No data available at this section
- NA No data available



# Sunshine Coast QLD Professional

## Race 5: GRC CIVIL BENCHMARK 60 Handicap - 1200m

08 September 2024 - 15:26



Track Rating: Good 4, Weather: Fine, Rail Position: +12m Entire

Section		Overall	1000m	800m	600m	400m	200m	Last 600m					
Field Times		1:11.48 (0:13.49)	0:57.99 (0:11.18)	0:46.81 (0:11.68)	0:35.13 (0:11.45)	0:23.68 (0:11.33)	0:12.35 (0:12.35)	0:35.13					
Rank	TAB Horse/Jockey	Barrier	Top Speed [km/h]	Fastest Section							Margin	Distance Travelled [m]	
1	3 <b>A LOT OF BOOTY</b> Rob Thorburn	4	67.7 1000m	0:11.20 1000m	1:11.48 [1] (0:13.49)	0:57.99 [1] (0:11.20)	0:46.79 [2] (0:11.66)	0:35.13 [1] (0:11.45)	0:23.68 [1] (0:11.33)	0:12.35 [1] (0:12.35)	1:11.48	0:35.13	
2	2 <b>LIMERO</b> James Orman	9	66.3 1000m	0:11.18 400m	1:11.52 [2] (0:13.67)	0:57.85 [4] (0:11.23)	0:46.62 [4] (0:11.82)	0:34.80 [4] (0:11.38)	0:23.42 [4] (0:11.18)	0:12.24 [2] (0:12.24)	0.2L	0:34.80	+2
3	6 <b>MAMBO DANCER</b> Corey Sutherland	6	66.4 1000m	0:11.32 1000m	1:11.69 [3] (0:13.55)	0:58.14 [3] (0:11.32)	0:46.82 [3] (0:11.72)	0:35.10 [3] (0:11.47)	0:23.63 [3] (0:11.39)	0:12.24 [5] (0:12.24)	1L	0:35.10	+0
4	1 <b>BROCKY</b> Jasper Franklin	2	67.7 Overall	0:11.16 400m	1:11.75 [4] (0:13.80)	0:57.95 [5] (0:11.22)	0:46.73 [5] (0:11.86)	0:34.87 [5] (0:11.28)	0:23.59 [5] (0:11.16)	0:12.43 [3] (0:12.43)	1.2L	0:34.87	+3
5	5 <b>TREASURER</b> Cejay Graham	1	67.7 1000m	0:11.23 1000m	1:11.75 [5] (0:13.87)	0:57.88 [6] (0:11.23)	0:46.65 [6] (0:11.89)	0:34.76 [6] (0:11.23)	0:23.53 [6] (0:11.27)	0:12.26 [6] (0:12.26)	1.3L	0:34.76	+2
6	7 <b>MARCH AS ONE</b> Brodie Moffat	5	68.0 1000m	0:11.15 1000m	1:11.86 [6] (0:13.52)	0:58.34 [2] (0:11.15)	0:47.19 [1] (0:11.86)	0:35.33 [2] (0:11.36)	0:23.97 [2] (0:11.47)	0:12.50 [4] (0:12.50)	1.8L	0:35.33	+3
7	12 <b>ON THE TIGHTROPE</b> Justin Huxtable	3	67.9 1000m	0:11.12 1000m	1:12.93 [7] (0:14.16)	0:58.77 [7] (0:11.12)	0:47.65 [7] (0:11.91)	0:35.74 [7] (0:11.37)	0:24.37 [7] (0:11.54)	0:12.83 [7] (0:12.83)	8.1L	0:35.74	+3
8	4 <b>MARTEDI</b> Michael Cahill	12	67.5 1000m	0:11.09 1000m	1:13.08 [8] (0:14.40)	0:58.68 [8] (0:11.09)	0:47.59 [8] (0:12.02)	0:35.57 [8] (0:11.25)	0:24.32 [8] (0:11.54)	0:12.78 [8] (0:12.78)	8.9L	0:35.57	+5

Scratched: Worthy Essgee (#11), Lady Falvelon (#9), Divine Gem (#10), Mehajir (#8), Cryptic Prism (#13)

[ ] Ranking at each section and finish  
 -:-:- No data available at this section  
 NA No data available

SCN Saddle cloth number  
 DNF Did not finish  
 DNT Did not track



Horse/Jockey Name	A Lot Of Booty
Final Rank	1
Fastest Section Time (Section)	0:11.20 (1000m)
Top Speed [km/h] (Section)	67.7 (1000m)
Race State	Finished



### Sunshine Coast QLD Professional

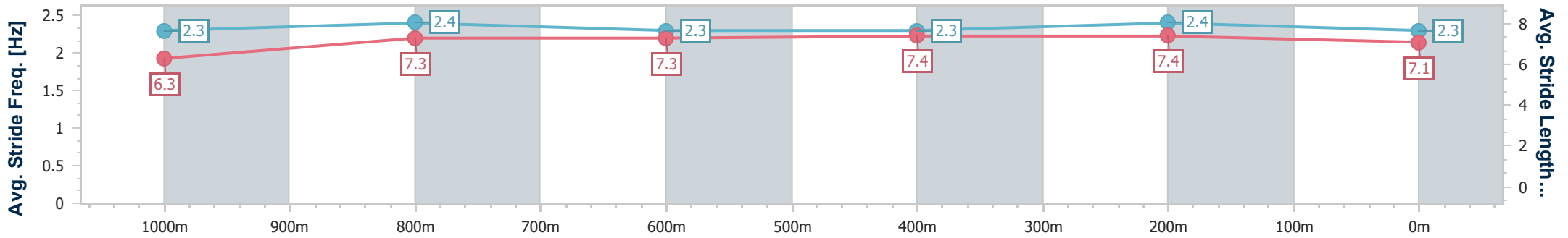
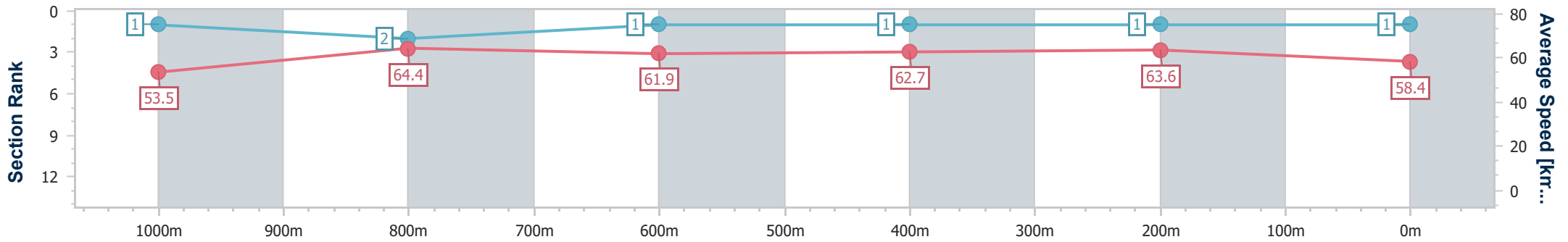
Race 5: GRC CIVIL BENCHMARK 60 Handicap - 1200m



08 September 2024 - 15:26

Track Rating: Good 4, Weather: Fine, Rail Position: +12m Entire

Section	Overall	1000m	800m	600m	400m	200m
Section Times	1:11.48 [1] (0:13.49)	0:57.99 [1] (0:11.20)	0:46.79 [2] (0:11.66)	0:35.13 [1] (0:11.45)	0:23.68 [1] (0:11.33)	0:12.35 [1] (0:12.35)
Average Speed [km/h]	53.5	64.4	61.9	62.7	63.6	58.4
Top Speed [km/h]	67.4	67.7	63.0	63.4	64.2	61.9
Avg. Dist. to Rail [m]	3.9	1.4	0.6	0.5	0.1	0.2
Avg. Stride Freq. [Hz]	2.3	2.4	2.3	2.3	2.4	2.3
Avg. Stride Length [m]	6.3	7.3	7.3	7.4	7.4	7.1



- [ ] Ranking at each section and finish
- .-.- No data available at this section
- NA No data available



Horse/Jockey Name	Limero
Final Rank	2
Fastest Section Time (Section)	0:11.18 (400m)
Top Speed [km/h] (Section)	66.3 (1000m)
Race State	Finished



### Sunshine Coast QLD Professional

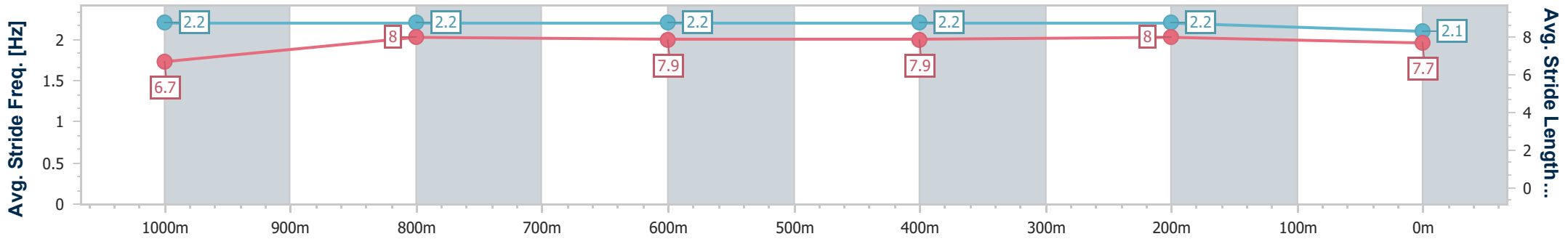
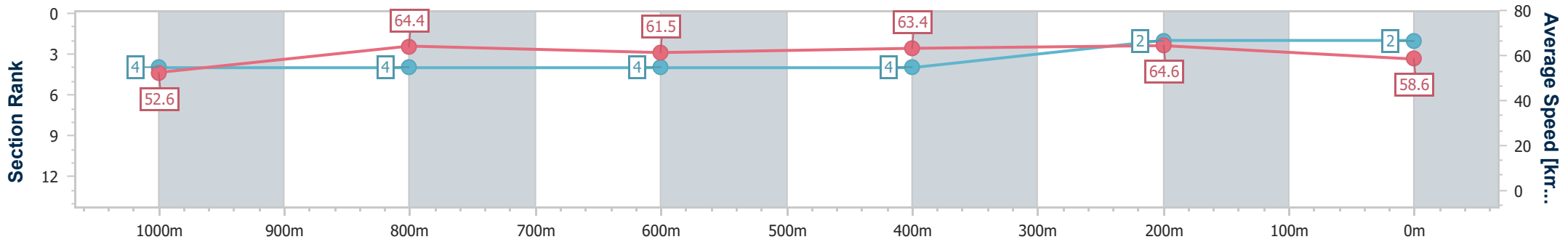
Race 5: GRC CIVIL BENCHMARK 60 Handicap - 1200m



08 September 2024 - 15:26

Track Rating: Good 4, Weather: Fine, Rail Position: +12m Entire

Section	Overall	1000m	800m	600m	400m	200m
Section Times	1:11.52 [2] (0:13.67)	0:57.85 [4] (0:11.23)	0:46.62 [4] (0:11.82)	0:34.80 [4] (0:11.38)	0:23.42 [4] (0:11.18)	0:12.24 [2] (0:12.24)
Average Speed [km/h]	52.6	64.4	61.5	63.4	64.6	58.6
Top Speed [km/h]	65.8	66.3	63.3	64.4	65.6	62.9
Avg. Dist. to Rail [m]	7.0	2.2	1.0	0.8	2.0	1.3
Avg. Stride Freq. [Hz]	2.2	2.2	2.2	2.2	2.2	2.1
Avg. Stride Length [m]	6.7	8.0	7.9	7.9	8.0	7.7



- [ ] Ranking at each section and finish
- .-.- No data available at this section
- NA No data available



Horse/Jockey Name	Mambo Dancer
Final Rank	3
Fastest Section Time (Section)	0:11.32 (1000m)
Top Speed [km/h] (Section)	66.4 (1000m)
Race State	Finished



### Sunshine Coast QLD Professional

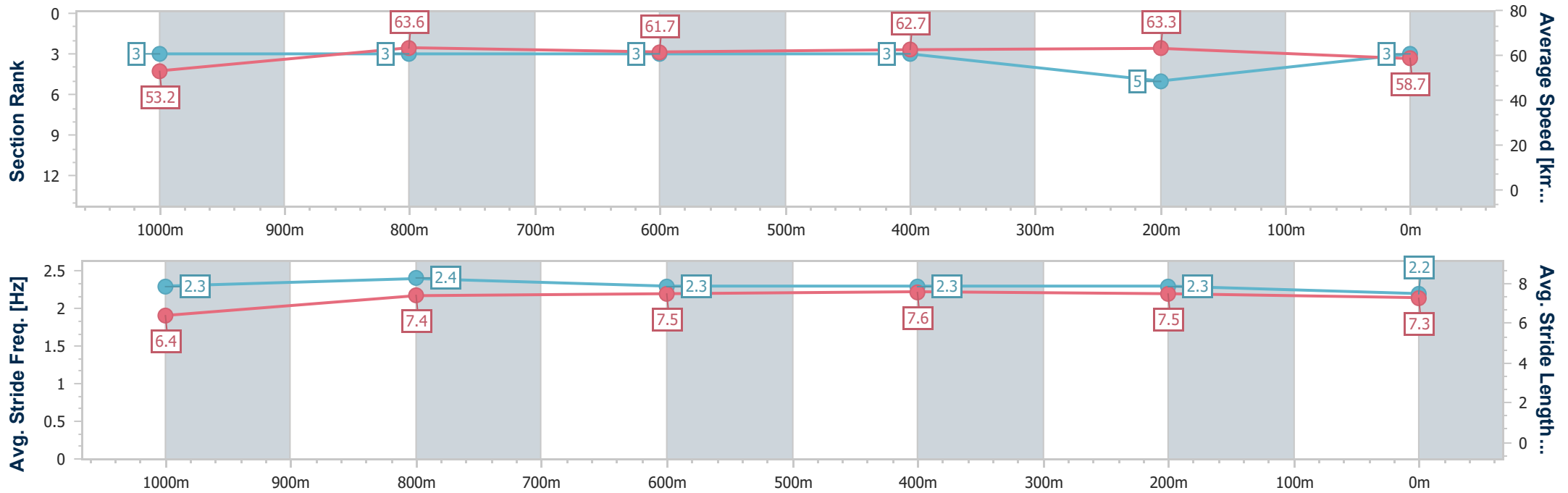
Race 5: GRC CIVIL BENCHMARK 60 Handicap - 1200m



08 September 2024 - 15:26

Track Rating: Good 4, Weather: Fine, Rail Position: +12m Entire

Section	Overall	1000m	800m	600m	400m	200m
Section Times	1:11.69 [3] (0:13.55)	0:58.14 [3] (0:11.32)	0:46.82 [3] (0:11.72)	0:35.10 [3] (0:11.47)	0:23.63 [3] (0:11.39)	0:12.24 [5] (0:12.24)
Average Speed [km/h]	53.2	63.6	61.7	62.7	63.3	58.7
Top Speed [km/h]	66.2	66.4	64.1	63.8	64.2	62.5
Avg. Dist. to Rail [m]	6.1	2.0	0.3	0.2	1.7	1.4
Avg. Stride Freq. [Hz]	2.3	2.4	2.3	2.3	2.3	2.2
Avg. Stride Length [m]	6.4	7.4	7.5	7.6	7.5	7.3



- [ ] Ranking at each section and finish
- .-.- No data available at this section
- NA No data available



Horse/Jockey Name	Brocky
Final Rank	4
Fastest Section Time (Section)	0:11.16 (400m)
Top Speed [km/h] (Section)	67.7 (Overall)
Race State	Finished



Sunshine Coast QLD Professional

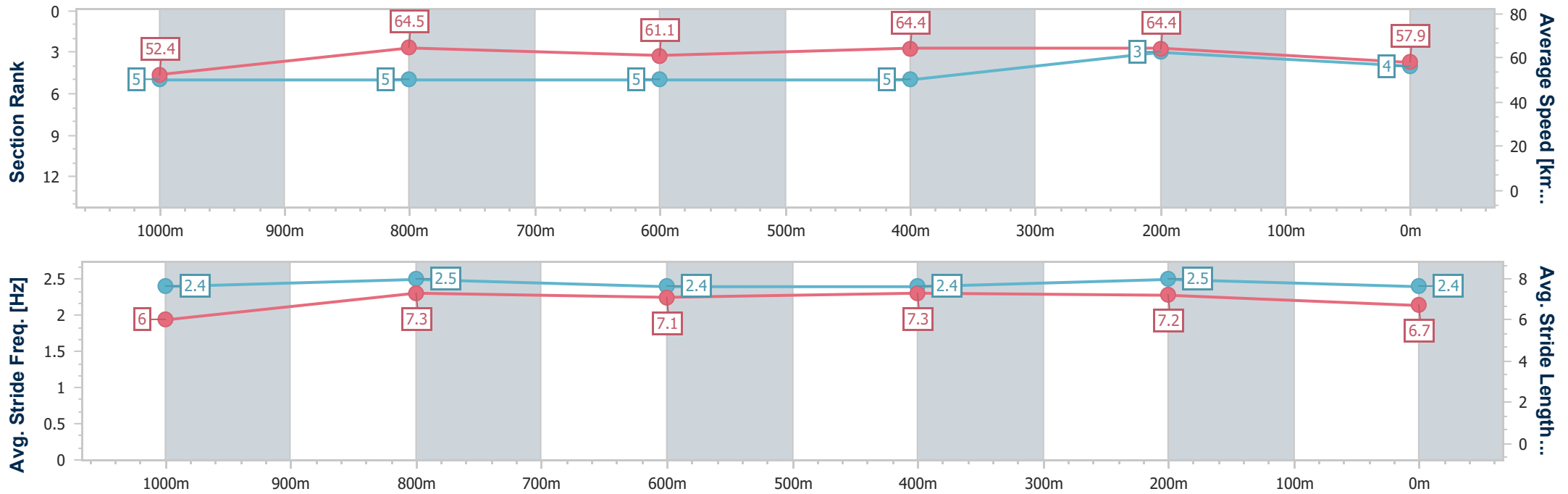
Race 5: GRC CIVIL BENCHMARK 60 Handicap - 1200m



08 September 2024 - 15:26

Track Rating: Good 4, Weather: Fine, Rail Position: +12m Entire

Section	Overall	1000m	800m	600m	400m	200m
Section Times	1:11.75 [4] (0:13.80)	0:57.95 [5] (0:11.22)	0:46.73 [5] (0:11.86)	0:34.87 [5] (0:11.28)	0:23.59 [5] (0:11.16)	0:12.43 [3] (0:12.43)
Average Speed [km/h]	52.4	64.5	61.1	64.4	64.4	57.9
Top Speed [km/h]	67.7	66.8	62.8	65.0	65.6	62.5
Avg. Dist. to Rail [m]	3.0	2.1	1.2	1.0	4.1	4.9
Avg. Stride Freq. [Hz]	2.4	2.5	2.4	2.4	2.5	2.4
Avg. Stride Length [m]	6.0	7.3	7.1	7.3	7.2	6.7



- [ ] Ranking at each section and finish
- .-.- No data available at this section
- NA No data available



Horse/Jockey Name	Treasurer
Final Rank	5
Fastest Section Time (Section)	0:11.23 (1000m)
Top Speed [km/h] (Section)	67.7 (1000m)
Race State	Finished



### Sunshine Coast QLD Professional

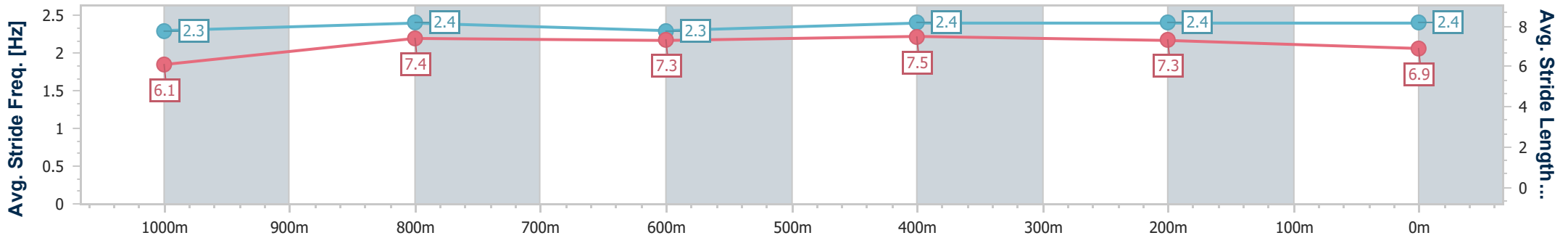
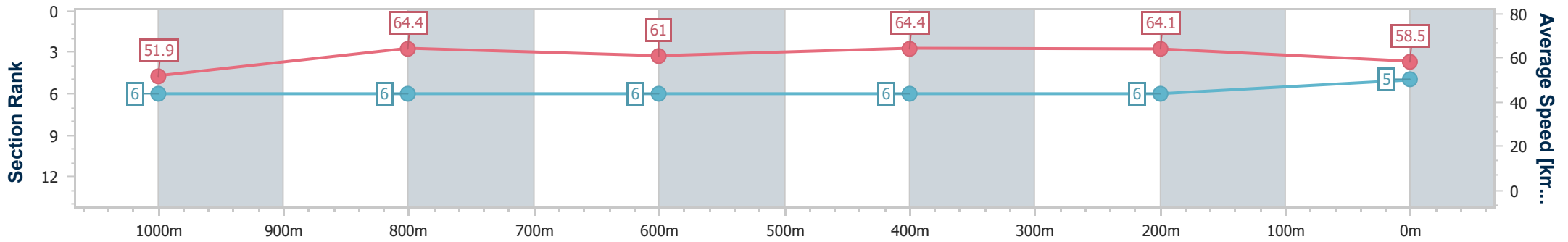
Race 5: GRC CIVIL BENCHMARK 60 Handicap - 1200m



08 September 2024 - 15:26

Track Rating: Good 4, Weather: Fine, Rail Position: +12m Entire

Section	Overall	1000m	800m	600m	400m	200m
Section Times	1:11.75 [5] (0:13.87)	0:57.88 [6] (0:11.23)	0:46.65 [6] (0:11.89)	0:34.76 [6] (0:11.23)	0:23.53 [6] (0:11.27)	0:12.26 [6] (0:12.26)
Average Speed [km/h]	51.9	64.4	61.0	64.4	64.1	58.5
Top Speed [km/h]	67.0	67.7	64.0	65.3	64.6	63.0
Avg. Dist. to Rail [m]	2.4	1.7	0.8	0.9	4.0	3.3
Avg. Stride Freq. [Hz]	2.3	2.4	2.3	2.4	2.4	2.4
Avg. Stride Length [m]	6.1	7.4	7.3	7.5	7.3	6.9



- [ ] Ranking at each section and finish
- .-.- No data available at this section
- NA No data available





Horse/Jockey Name	March As One
Final Rank	6
Fastest Section Time (Section)	0:11.15 (1000m)
Top Speed [km/h] (Section)	68.0 (1000m)
Race State	Finished



Sunshine Coast QLD Professional

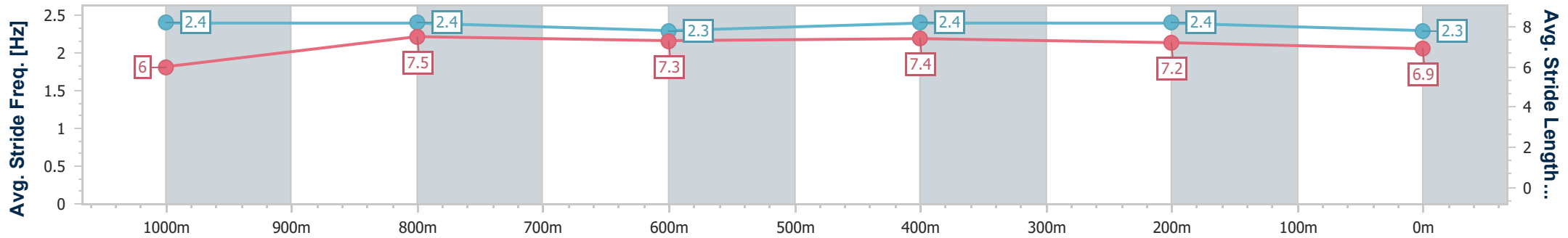
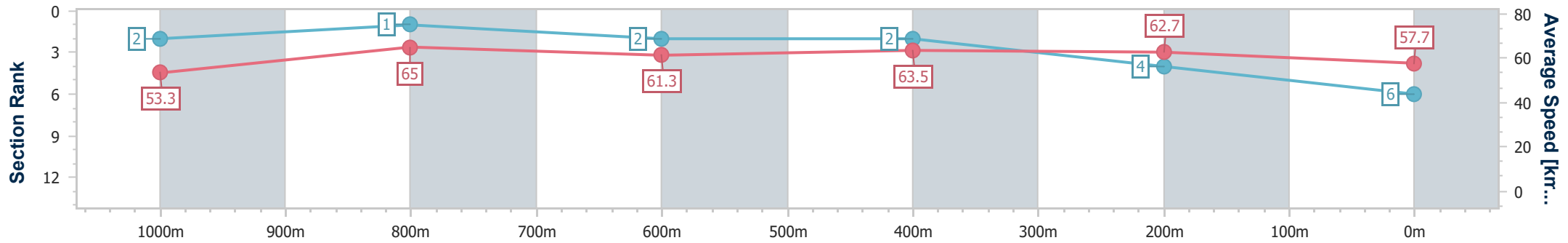
Race 5: GRC CIVIL BENCHMARK 60 Handicap - 1200m



08 September 2024 - 15:26

Track Rating: Good 4, Weather: Fine, Rail Position: +12m Entire

Section	Overall	1000m	800m	600m	400m	200m
Section Times	1:11.86 [6] (0:13.52)	0:58.34 [2] (0:11.15)	0:47.19 [1] (0:11.86)	0:35.33 [2] (0:11.36)	0:23.97 [2] (0:11.47)	0:12.50 [4] (0:12.50)
Average Speed [km/h]	53.3	65.0	61.3	63.5	62.7	57.7
Top Speed [km/h]	67.4	68.0	64.2	64.4	64.3	59.7
Avg. Dist. to Rail [m]	5.3	2.2	1.5	0.5	3.3	2.5
Avg. Stride Freq. [Hz]	2.4	2.4	2.3	2.4	2.4	2.3
Avg. Stride Length [m]	6.0	7.5	7.3	7.4	7.2	6.9



- [ ] Ranking at each section and finish
- .-.- No data available at this section
- NA No data available



Horse/Jockey Name	On The Tightrope
Final Rank	7
Fastest Section Time (Section)	0:11.12 (1000m)
Top Speed [km/h] (Section)	67.9 (1000m)
Race State	Finished



Sunshine Coast QLD Professional

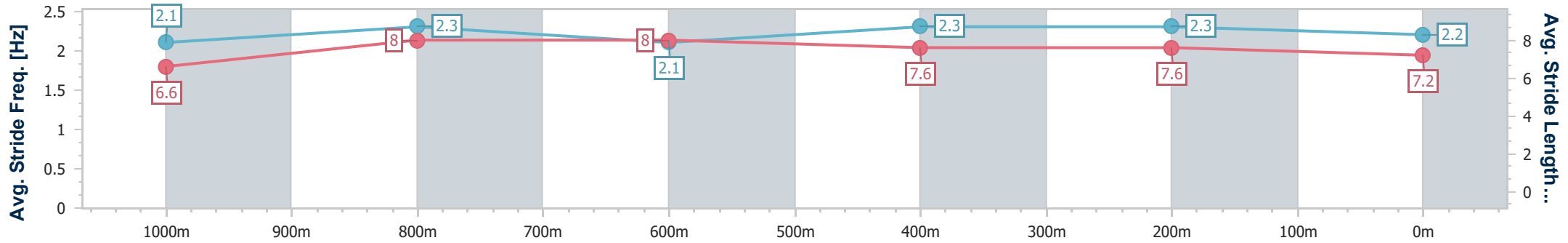
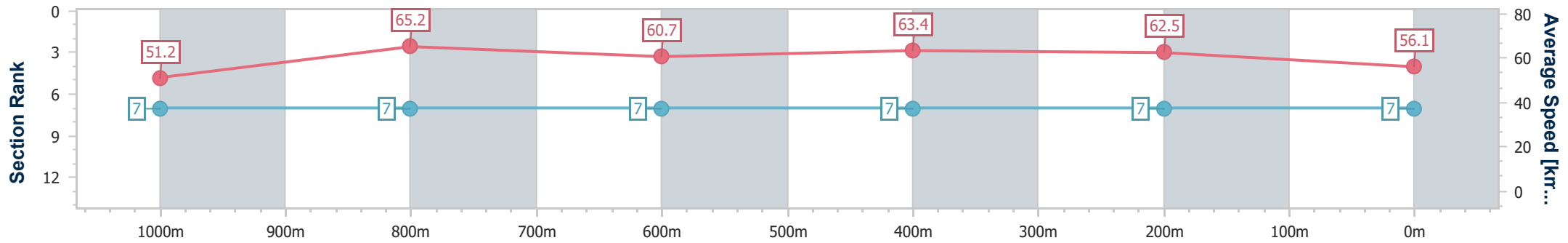
Race 5: GRC CIVIL BENCHMARK 60 Handicap - 1200m



08 September 2024 - 15:26

Track Rating: Good 4, Weather: Fine, Rail Position: +12m Entire

Section	Overall	1000m	800m	600m	400m	200m
Section Times	1:12.93 [7] (0:14.16)	0:58.77 [7] (0:11.12)	0:47.65 [7] (0:11.91)	0:35.74 [7] (0:11.37)	0:24.37 [7] (0:11.54)	0:12.83 [7] (0:12.83)
Average Speed [km/h]	51.2	65.2	60.7	63.4	62.5	56.1
Top Speed [km/h]	66.5	67.9	62.4	64.2	64.4	58.7
Avg. Dist. to Rail [m]	3.4	2.0	1.2	0.4	1.0	0.5
Avg. Stride Freq. [Hz]	2.1	2.3	2.1	2.3	2.3	2.2
Avg. Stride Length [m]	6.6	8.0	8.0	7.6	7.6	7.2



- [ ] Ranking at each section and finish
- .-.- No data available at this section
- NA No data available



Horse/Jockey Name	Martedi
Final Rank	8
Fastest Section Time (Section)	0:11.09 (1000m)
Top Speed [km/h] (Section)	67.5 (1000m)
Race State	Finished



### Sunshine Coast QLD Professional

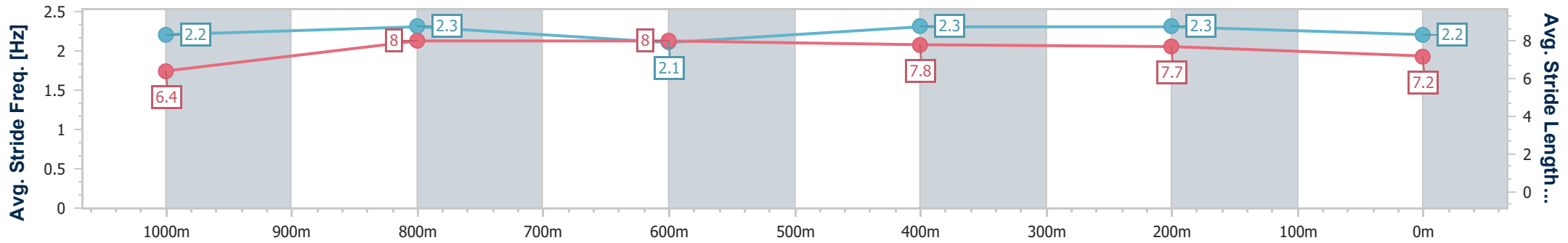
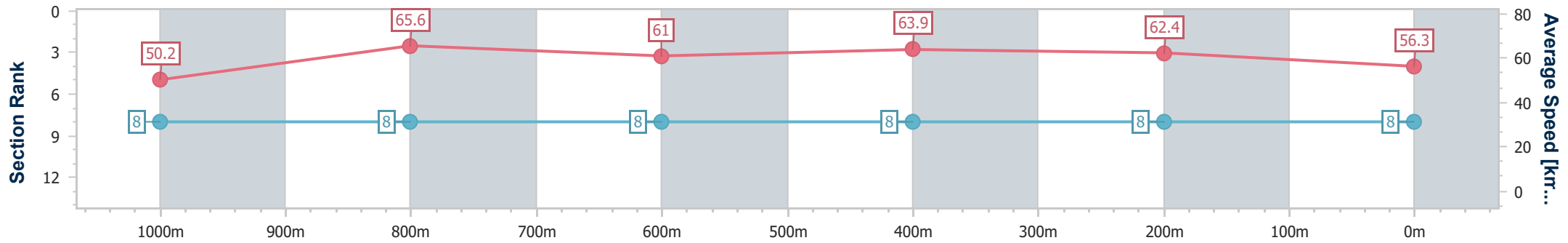
Race 5: GRC CIVIL BENCHMARK 60 Handicap - 1200m



08 September 2024 - 15:26

Track Rating: Good 4, Weather: Fine, Rail Position: +12m Entire

Section	Overall	1000m	800m	600m	400m	200m
Section Times	1:13.08 [8] (0:14.40)	0:58.68 [8] (0:11.09)	0:47.59 [8] (0:12.02)	0:35.57 [8] (0:11.25)	0:24.32 [8] (0:11.54)	0:12.78 [8] (0:12.78)
Average Speed [km/h]	50.2	65.6	61.0	63.9	62.4	56.3
Top Speed [km/h]	66.4	67.5	62.4	64.4	64.1	59.3
Avg. Dist. to Rail [m]	5.8	3.2	2.5	0.4	0.4	1.5
Avg. Stride Freq. [Hz]	2.2	2.3	2.1	2.3	2.3	2.2
Avg. Stride Length [m]	6.4	8.0	8.0	7.8	7.7	7.2



- [ ] Ranking at each section and finish
- .-.- No data available at this section
- NA No data available



# Sunshine Coast QLD Professional

## Race 6: MESSY HEN BENCHMARK 68 Handicap - 1000m

08 September 2024 - 16:00



Track Rating: Good 4, Weather: Fine, Rail Position: +12m Entire

Section		Overall	800m	600m	400m	200m	Last 600m					
Field Times		0:57.32 (0:12.92)	0:44.40 (0:10.35)	0:34.05 (0:10.83)	0:23.22 (0:11.19)	0:12.03 (0:12.03)	0:34.05					
Rank	TAB Horse/Jockey	Barrier	Top Speed [km/h]	Fastest Section	Margin					Distance Travelled [m]		
1	3 SHAKO James Orman	6	71.2	0:10.70	0:57.32 [1] (0:13.03)	0:44.29 [3] (0:10.72)	0:33.57 [4] (0:10.88)	0:22.69 [4] (0:10.70)	0:11.99 [2] (0:11.99)	0:57.32	0:33.57	
2	5 BEACHSIDE BABE Samantha Collett	10	71.9	0:10.35	0:57.56 [2] (0:12.92)	0:44.64 [1] (0:10.35)	0:34.29 [1] (0:10.83)	0:23.46 [1] (0:11.19)	0:12.27 [1] (0:12.27)	1.3L	0:34.29	+0
3	8 VIKING VALOUR Chelsea Baker	5	68.5	0:10.72	0:58.05 [3] (0:13.19)	0:44.86 [5] (0:10.72)	0:34.14 [5] (0:10.81)	0:23.33 [5] (0:11.01)	0:12.32 [4] (0:12.32)	4.1L	0:34.14	+1
4	6 MR POLAR Brodie Moffat	12	71.7	0:10.34	0:58.15 [4] (0:12.93)	0:45.22 [2] (0:10.34)	0:34.88 [2] (0:10.97)	0:23.91 [2] (0:11.23)	0:12.68 [3] (0:12.68)	4.6L	0:34.88	+2
5	12 MAXIE TAP Trudy Thornton	8	69.5	0:10.48	0:58.22 [5] (0:13.60)	0:44.62 [7] (0:10.48)	0:34.14 [6] (0:10.73)	0:23.41 [6] (0:11.10)	0:12.31 [6] (0:12.31)	4.9L	0:34.14	+0
6	7 PALAZZO SPIRIT Nathan Thomas	4	70.5	0:10.36	0:58.63 [6] (0:13.09)	0:45.54 [4] (0:10.36)	0:35.18 [3] (0:10.97)	0:24.21 [3] (0:11.38)	0:12.83 [5] (0:12.83)	7.2L	0:35.18	-2
7	10 VITTHAL Rob Thorburn	9	68.0	0:10.82	0:59.19 [7] (0:13.47)	0:45.72 [6] (0:10.82)	0:34.90 [7] (0:11.02)	0:23.88 [7] (0:11.33)	0:12.55 [7] (0:12.55)	10.5L	0:34.90	+0

Scratched: Groomed (#2), Jafuboy (#13), Divine Gem (#9), Port Erin (#4), Sneaky Too (#11), Great Barrier Reef (#1)

[ ] Ranking at each section and finish  
 -:-:- No data available at this section  
 NA No data available

SCN Saddle cloth number  
 DNF Did not finish  
 DNT Did not track



Horse/Jockey Name	Shako
Final Rank	1
Fastest Section Time (Section)	0:10.70 (400m)
Top Speed [km/h] (Section)	71.2 (Overall)
Race State	Finished



Sunshine Coast QLD Professional

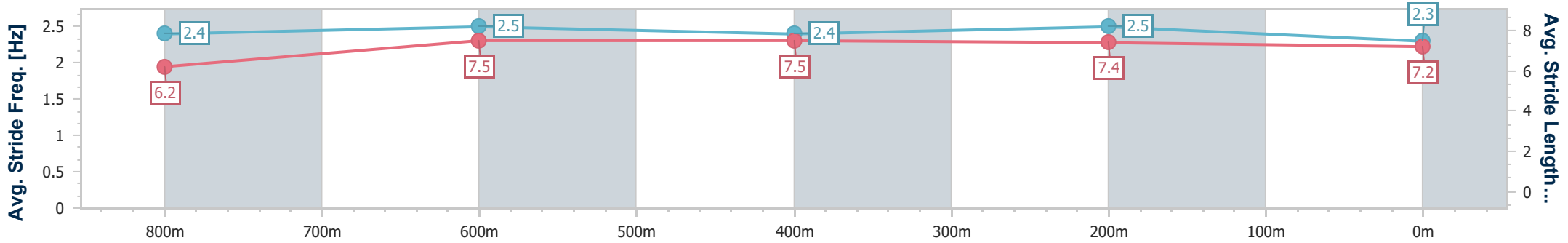
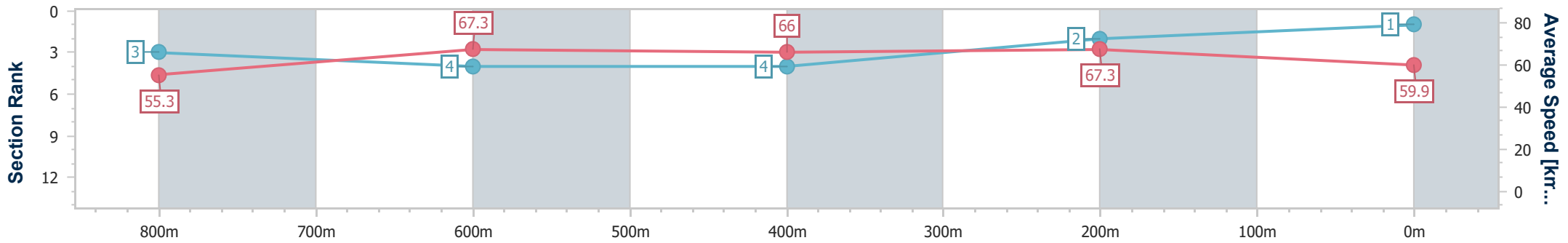
Race 6: MESSY HEN BENCHMARK 68 Handicap - 1000m



08 September 2024 - 16:00

Track Rating: Good 4, Weather: Fine, Rail Position: +12m Entire

Section	Overall	800m	600m	400m	200m
Section Times	0:57.32 [1] (0:13.03)	0:44.29 [3] (0:10.72)	0:33.57 [4] (0:10.88)	0:22.69 [4] (0:10.70)	0:11.99 [2] (0:11.99)
Average Speed [km/h]	55.3	67.3	66.0	67.3	59.9
Top Speed [km/h]	71.2	68.1	67.3	68.2	64.6
Avg. Dist. to Rail [m]	3.9	1.3	0.7	0.6	1.6
Avg. Stride Freq. [Hz]	2.4	2.5	2.4	2.5	2.3
Avg. Stride Length [m]	6.2	7.5	7.5	7.4	7.2



- [ ] Ranking at each section and finish
- .-.- No data available at this section
- NA No data available



Horse/Jockey Name	Beachside Babe
Final Rank	2
Fastest Section Time (Section)	0:10.35 (800m)
Top Speed [km/h] (Section)	71.9 (800m)
Race State	Finished



Sunshine Coast QLD Professional

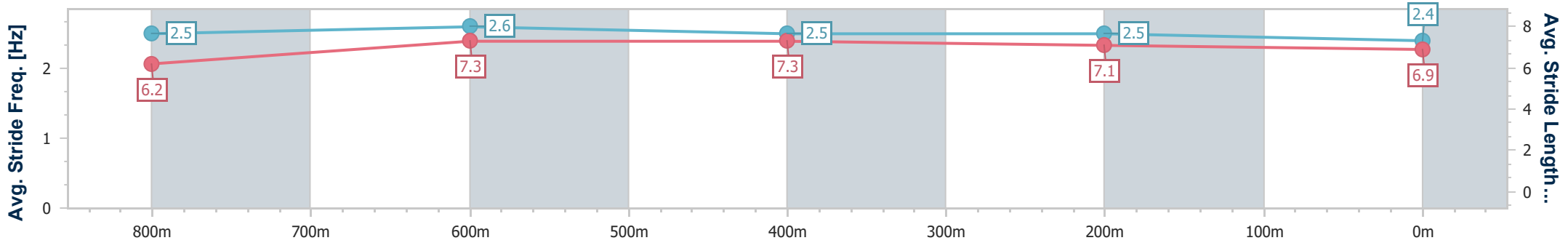
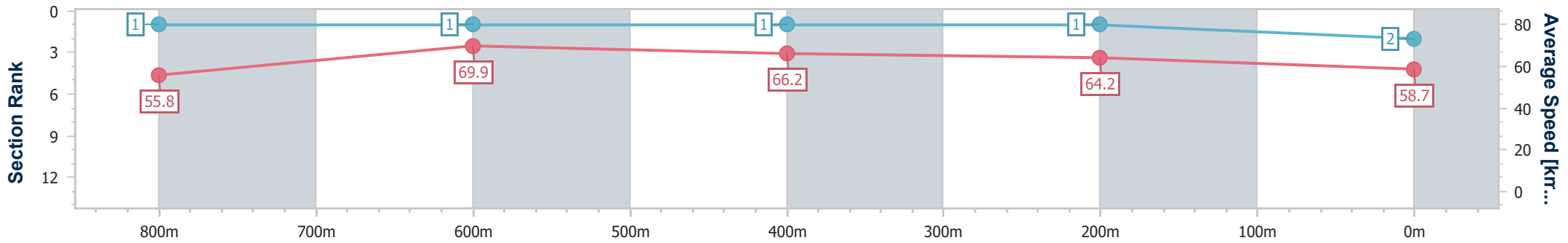
Race 6: MESSY HEN BENCHMARK 68 Handicap - 1000m



08 September 2024 - 16:00

Track Rating: Good 4, Weather: Fine, Rail Position: +12m Entire

Section	Overall	800m	600m	400m	200m
Section Times	0:57.56 [2] (0:12.92)	0:44.64 [1] (0:10.35)	0:34.29 [1] (0:10.83)	0:23.46 [1] (0:11.19)	0:12.27 [1] (0:12.27)
Average Speed [km/h]	55.8	69.9	66.2	64.2	58.7
Top Speed [km/h]	71.7	71.9	68.1	65.7	62.6
Avg. Dist. to Rail [m]	5.3	1.7	1.2	0.7	1.0
Avg. Stride Freq. [Hz]	2.5	2.6	2.5	2.5	2.4
Avg. Stride Length [m]	6.2	7.3	7.3	7.1	6.9



- [ ] Ranking at each section and finish
- .-.-.- No data available at this section
- NA No data available



Horse/Jockey Name	Viking Valour
Final Rank	3
Fastest Section Time (Section)	0:10.72 (800m)
Top Speed [km/h] (Section)	68.5 (800m)
Race State	Finished



Sunshine Coast QLD Professional

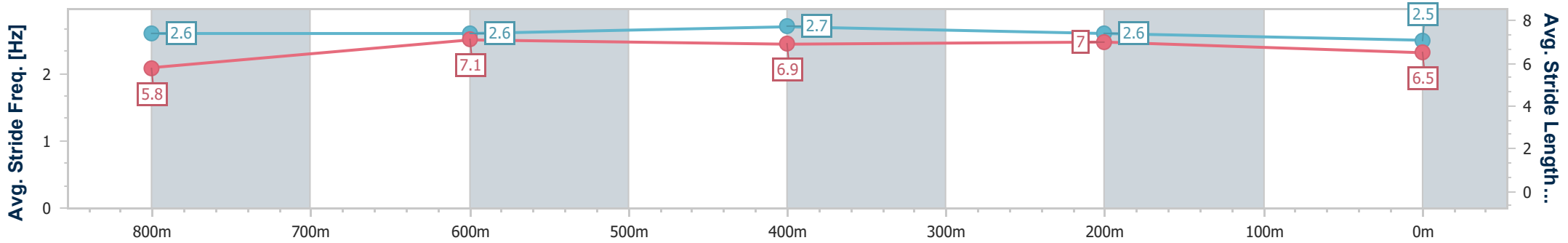
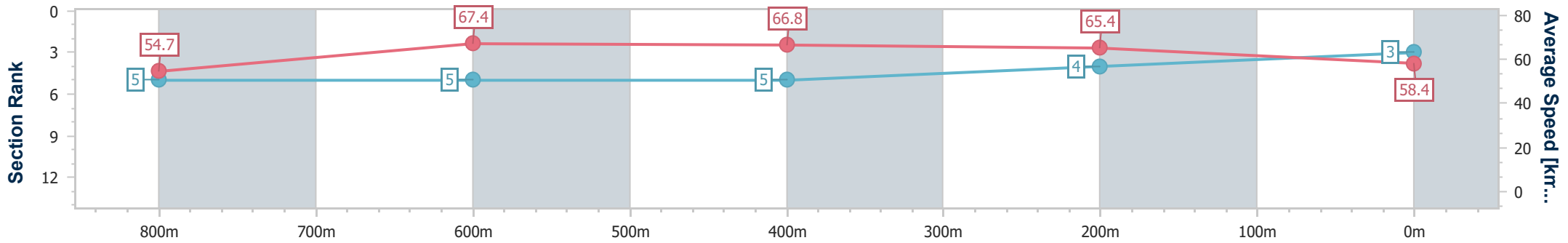
Race 6: MESSY HEN BENCHMARK 68 Handicap - 1000m



08 September 2024 - 16:00

Track Rating: Good 4, Weather: Fine, Rail Position: +12m Entire

Section	Overall	800m	600m	400m	200m
Section Times	0:58.05 [3] (0:13.19)	0:44.86 [5] (0:10.72)	0:34.14 [5] (0:10.81)	0:23.33 [5] (0:11.01)	0:12.32 [4] (0:12.32)
Average Speed [km/h]	54.7	67.4	66.8	65.4	58.4
Top Speed [km/h]	68.4	68.5	66.8	66.7	63.0
Avg. Dist. to Rail [m]	2.3	1.5	0.2	2.2	4.3
Avg. Stride Freq. [Hz]	2.6	2.6	2.7	2.6	2.5
Avg. Stride Length [m]	5.8	7.1	6.9	7.0	6.5



- [ ] Ranking at each section and finish
- .-.- No data available at this section
- NA No data available



Horse/Jockey Name	Mr Polar
Final Rank	4
Fastest Section Time (Section)	0:10.34 (800m)
Top Speed [km/h] (Section)	71.7 (800m)
Race State	Finished



Sunshine Coast QLD Professional

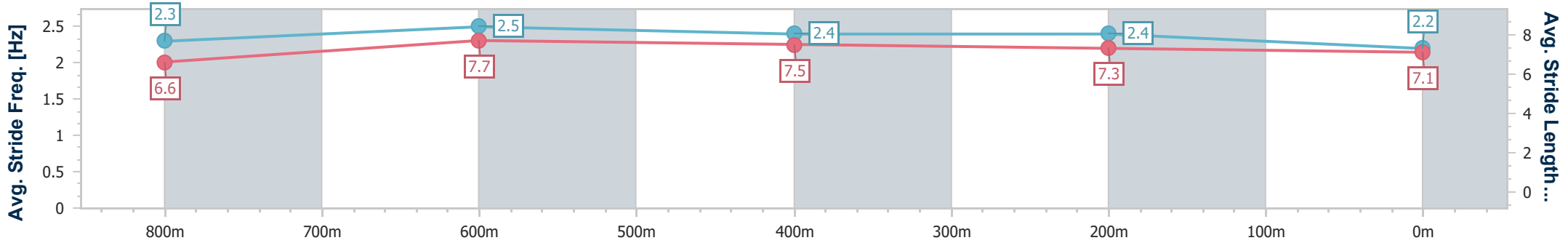
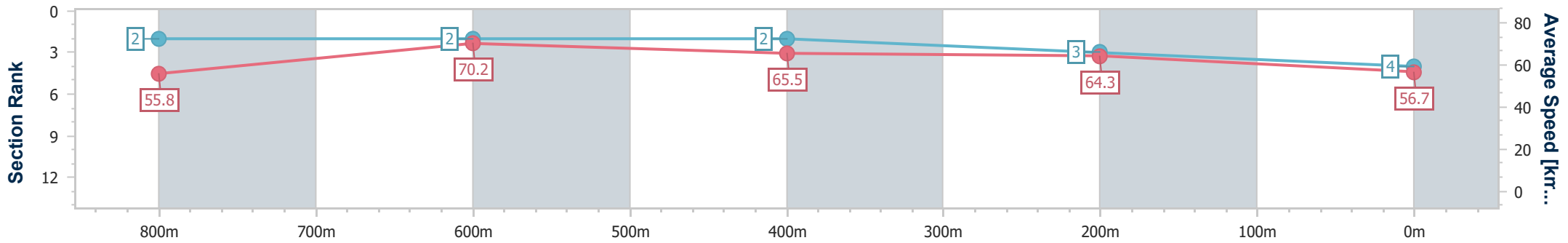
Race 6: MESSY HEN BENCHMARK 68 Handicap - 1000m



08 September 2024 - 16:00

Track Rating: Good 4, Weather: Fine, Rail Position: +12m Entire

Section	Overall	800m	600m	400m	200m
Section Times	0:58.15 [4] (0:12.93)	0:45.22 [2] (0:10.34)	0:34.88 [2] (0:10.97)	0:23.91 [2] (0:11.23)	0:12.68 [3] (0:12.68)
Average Speed [km/h]	55.8	70.2	65.5	64.3	56.7
Top Speed [km/h]	71.1	71.7	66.6	65.3	61.5
Avg. Dist. to Rail [m]	6.2	2.9	0.5	0.8	1.1
Avg. Stride Freq. [Hz]	2.3	2.5	2.4	2.4	2.2
Avg. Stride Length [m]	6.6	7.7	7.5	7.3	7.1



- [ ] Ranking at each section and finish
- .-.- No data available at this section
- NA No data available





Horse/Jockey Name	Maxie Tap
Final Rank	5
Fastest Section Time (Section)	0:10.48 (800m)
Top Speed [km/h] (Section)	69.5 (800m)
Race State	Finished



### Sunshine Coast QLD Professional

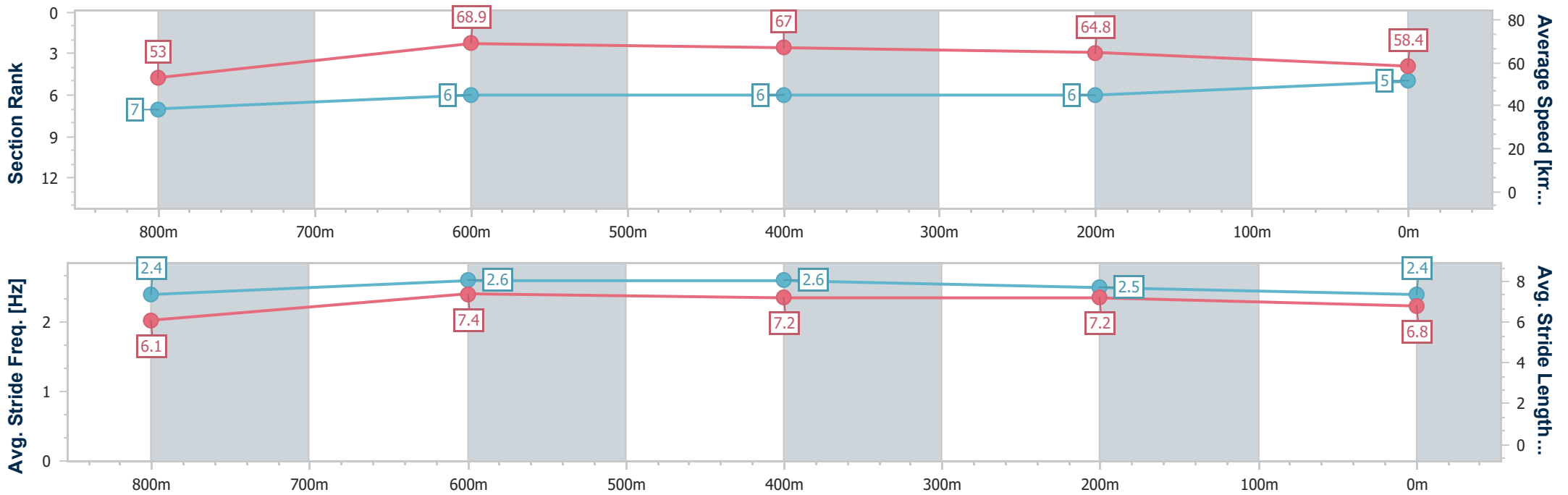
Race 6: MESSY HEN BENCHMARK 68 Handicap - 1000m



08 September 2024 - 16:00

Track Rating: Good 4, Weather: Fine, Rail Position: +12m Entire

Section	Overall	800m	600m	400m	200m
Section Times	0:58.22 [5] (0:13.60)	0:44.62 [7] (0:10.48)	0:34.14 [6] (0:10.73)	0:23.41 [6] (0:11.10)	0:12.31 [6] (0:12.31)
Average Speed [km/h]	53.0	68.9	67.0	64.8	58.4
Top Speed [km/h]	68.4	69.5	68.7	67.3	62.3
Avg. Dist. to Rail [m]	2.4	1.0	0.5	0.2	0.7
Avg. Stride Freq. [Hz]	2.4	2.6	2.6	2.5	2.4
Avg. Stride Length [m]	6.1	7.4	7.2	7.2	6.8



- [ ] Ranking at each section and finish
- .-.- No data available at this section
- NA No data available



Horse/Jockey Name	Palazzo Spirit
Final Rank	6
Fastest Section Time (Section)	0:10.36 (800m)
Top Speed [km/h] (Section)	70.5 (800m)
Race State	Finished



Sunshine Coast QLD Professional

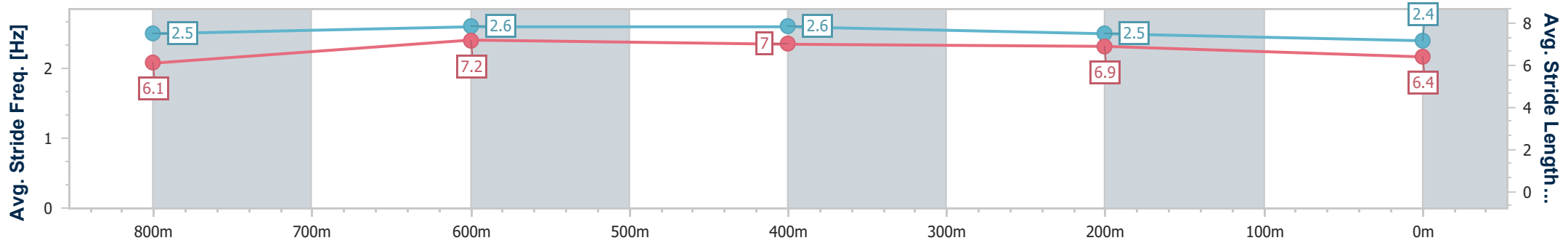
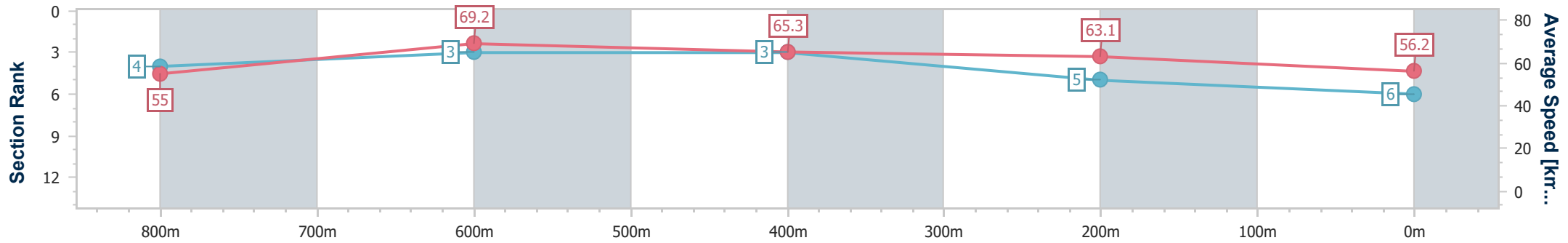
Race 6: MESSY HEN BENCHMARK 68 Handicap - 1000m



08 September 2024 - 16:00

Track Rating: Good 4, Weather: Fine, Rail Position: +12m Entire

Section	Overall	800m	600m	400m	200m
Section Times	0:58.63 [6] (0:13.09)	0:45.54 [4] (0:10.36)	0:35.18 [3] (0:10.97)	0:24.21 [3] (0:11.38)	0:12.83 [5] (0:12.83)
Average Speed [km/h]	55.0	69.2	65.3	63.1	56.2
Top Speed [km/h]	70.4	70.5	66.8	66.1	60.7
Avg. Dist. to Rail [m]	0.6	0.9	1.1	0.7	2.0
Avg. Stride Freq. [Hz]	2.5	2.6	2.6	2.5	2.4
Avg. Stride Length [m]	6.1	7.2	7.0	6.9	6.4



- [ ] Ranking at each section and finish
- .-.- No data available at this section
- NA No data available



Horse/Jockey Name	Vitthal
Final Rank	7
Fastest Section Time (Section)	0:10.82 (800m)
Top Speed [km/h] (Section)	68.0 (800m)
Race State	Finished



Sunshine Coast QLD Professional

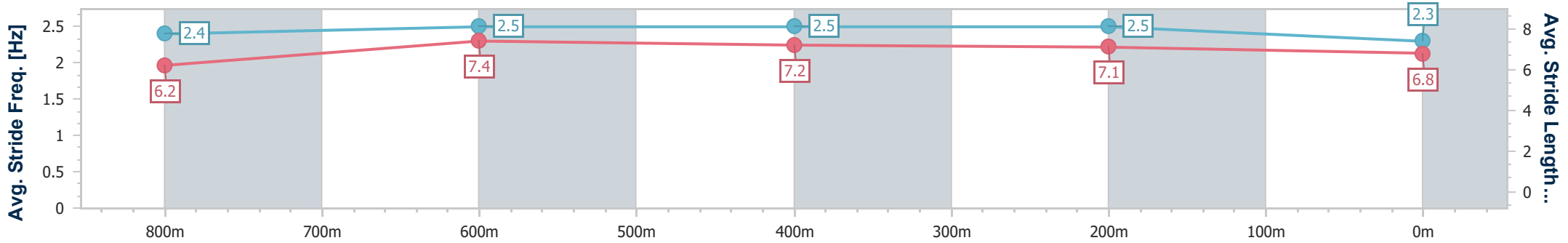
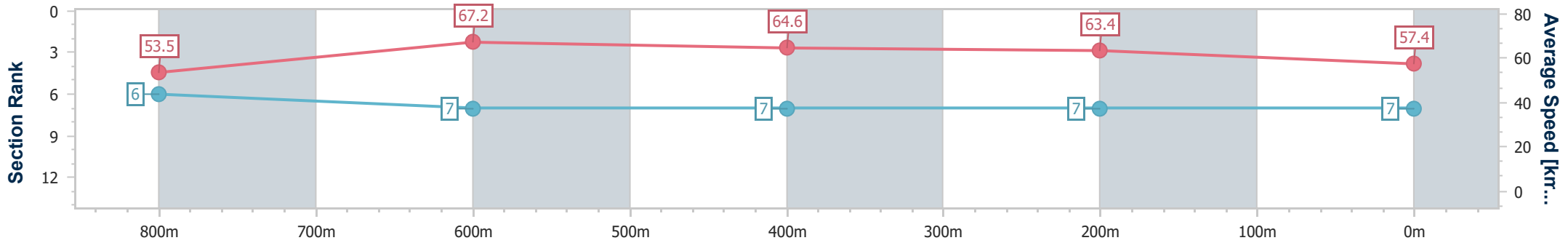
Race 6: MESSY HEN BENCHMARK 68 Handicap - 1000m



08 September 2024 - 16:00

Track Rating: Good 4, Weather: Fine, Rail Position: +12m Entire

Section	Overall	800m	600m	400m	200m
Section Times	0:59.19 [7] (0:13.47)	0:45.72 [6] (0:10.82)	0:34.90 [7] (0:11.02)	0:23.88 [7] (0:11.33)	0:12.55 [7] (0:12.55)
Average Speed [km/h]	53.5	67.2	64.6	63.4	57.4
Top Speed [km/h]	67.7	68.0	66.6	65.7	62.7
Avg. Dist. to Rail [m]	5.1	2.0	1.7	1.2	1.9
Avg. Stride Freq. [Hz]	2.4	2.5	2.5	2.5	2.3
Avg. Stride Length [m]	6.2	7.4	7.2	7.1	6.8



- [ ] Ranking at each section and finish
- .-.- No data available at this section
- NA No data available



# Sunshine Coast QLD Professional

## Race 7: THRIVE AND SHINE Class 1 Handicap - 1000m

08 September 2024 - 16:35



Track Rating: Good 4, Weather: Fine, Rail Position: +12m Entire

Section		Overall									Last 600m		
Field Times		0:57.55 (0:13.05)									0:34.10		
		800m			600m			400m			200m		
		0:44.50 (0:10.40)			0:34.10 (0:10.86)			0:23.24 (0:11.20)			0:12.04 (0:12.04)		
Rank	TAB	Horse/Jockey	Barrier	Top Speed [km/h]	Fastest Section	Overall	800m	600m	400m	200m	Margin	Last 600m	Distance Travelled [m]
1	3	<b>FAST FUSION</b> Emily Lang	2	71.4	0:10.41	0:57.55 [1] (0:13.10)	0:44.45 [2] (0:10.41)	0:34.04 [2] (0:10.80)	0:23.24 [1] (0:11.20)	0:12.04 [1] (0:12.04)	0:57.55	0:34.04	
2	13	<b>CRYPTIC PRISM</b> Cody Collis	6	70.4	0:10.52	0:57.89 [2] (0:13.30)	0:44.59 [5] (0:10.52)	0:34.07 [6] (0:10.85)	0:23.22 [6] (0:11.14)	0:12.08 [3] (0:12.08)	2L	0:34.07	-2
3	11	<b>REVITUP CHARLIE</b> Karl Zechner	7	71.3	0:10.44	0:58.09 [3] (0:13.35)	0:44.74 [6] (0:10.44)	0:34.30 [5] (0:10.87)	0:23.43 [5] (0:11.09)	0:12.34 [2] (0:12.34)	3L	0:34.30	+6
4	15	<b>DIVINE GEM</b> Nathan Thomas	8	70.3	0:10.47	0:58.12 [4] (0:13.57)	0:44.55 [8] (0:10.47)	0:34.08 [7] (0:11.01)	0:23.07 [8] (0:11.07)	0:12.00 [6] (0:12.00)	3.2L	0:34.08	+3
5	6	<b>STEP ALONG</b> Minonette Kennedy	1	71.5	0:10.50	0:58.28 [5] (0:13.16)	0:45.12 [3] (0:10.50)	0:34.62 [3] (0:10.94)	0:23.68 [4] (0:11.27)	0:12.41 [4] (0:12.41)	4L	0:34.62	-2
6	16	<b>RASHEED</b> Rob Thorburn	14	69.8	0:10.71	0:58.47 [6] (0:13.45)	0:45.02 [7] (0:10.71)	0:34.31 [9] (0:11.12)	0:23.19 [9] (0:11.09)	0:12.10 [9] (0:12.10)	5L	0:34.31	+5
7	12	<b>JAFUBOY</b> Tiffani Brooker	12	70.9	0:10.50	0:58.57 [7] (0:13.17)	0:45.40 [4] (0:10.50)	0:34.90 [4] (0:10.92)	0:23.98 [3] (0:11.37)	0:12.61 [5] (0:12.61)	5.4L	0:34.90	+2
8	5	<b>DON'T CHA WISH</b> Nikita Beriman	4	69.7	0:10.47	0:58.71 [8] (0:13.66)	0:45.05 [9] (0:10.47)	0:34.58 [8] (0:10.91)	0:23.67 [7] (0:11.33)	0:12.34 [8] (0:12.34)	6.2L	0:34.58	-2
9	8	<b>SNEAKY TOO</b> Dale Smith	3	72.0	0:10.40	0:59.43 [9] (0:13.05)	0:46.38 [1] (0:10.40)	0:35.98 [1] (0:11.13)	0:24.85 [2] (0:11.60)	0:13.25 [7] (0:13.25)	10.2L	0:35.98	+5

Scratched: On The Target (#14), Port Erin (#2), Bengal Diamond (#9), Shako (#1), Adoradec (#4), Loken (#7), What A Doozy (#10)

[ ] Ranking at each section and finish  
 -:-:- No data available at this section  
 NA No data available

SCN Saddle cloth number  
 DNF Did not finish  
 DNT Did not track



Horse/Jockey Name	Fast Fusion
Final Rank	1
Fastest Section Time (Section)	0:10.41 (800m)
Top Speed [km/h] (Section)	71.4 (Overall)
Race State	Finished



### Sunshine Coast QLD Professional

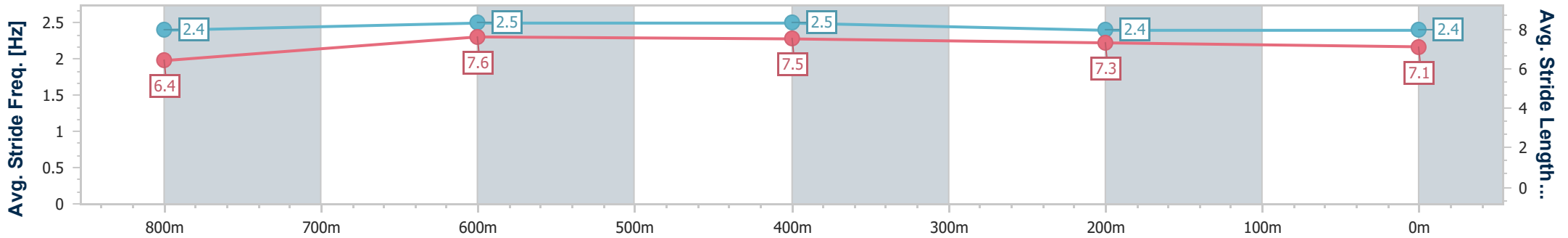
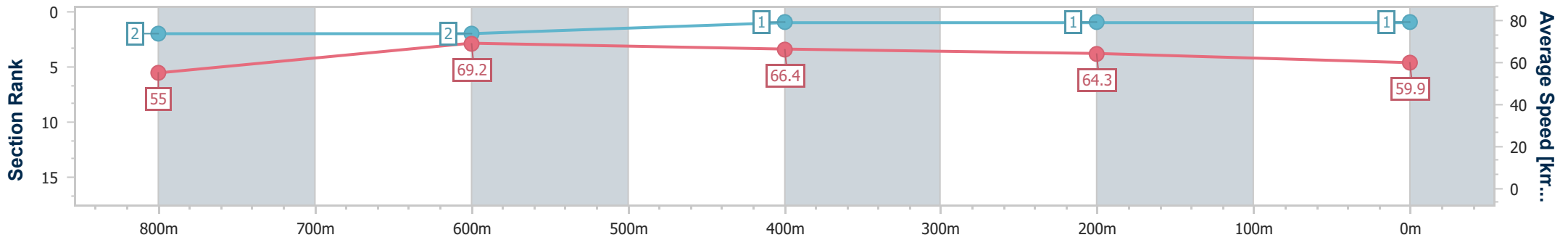
Race 7: THRIVE AND SHINE Class 1 Handicap - 1000m



08 September 2024 - 16:35

Track Rating: Good 4, Weather: Fine, Rail Position: +12m Entire

Section	Overall	800m	600m	400m	200m
Section Times	0:57.55 [1] (0:13.10)	0:44.45 [2] (0:10.41)	0:34.04 [2] (0:10.80)	0:23.24 [1] (0:11.20)	0:12.04 [1] (0:12.04)
Average Speed [km/h]	55.0	69.2	66.4	64.3	59.9
Top Speed [km/h]	71.4	70.9	67.5	65.8	62.4
Avg. Dist. to Rail [m]	1.9	1.0	0.7	0.3	0.4
Avg. Stride Freq. [Hz]	2.4	2.5	2.5	2.4	2.4
Avg. Stride Length [m]	6.4	7.6	7.5	7.3	7.1



- [ ] Ranking at each section and finish
- .-.- No data available at this section
- NA No data available



Horse/Jockey Name	Cryptic Prism
Final Rank	2
Fastest Section Time (Section)	0:10.52 (800m)
Top Speed [km/h] (Section)	70.4 (800m)
Race State	Finished



### Sunshine Coast QLD Professional

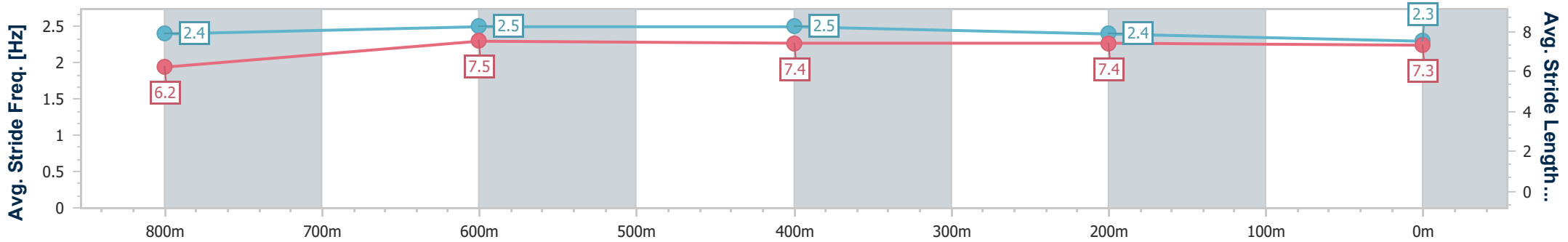
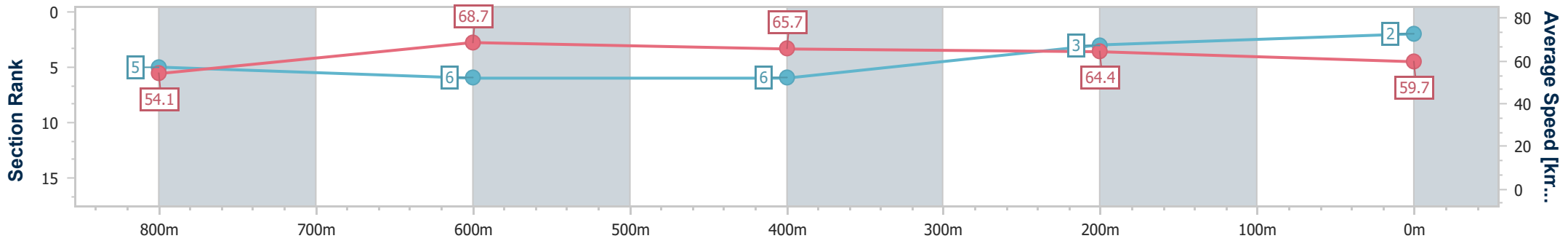
Race 7: THRIVE AND SHINE Class 1 Handicap - 1000m



08 September 2024 - 16:35

Track Rating: Good 4, Weather: Fine, Rail Position: +12m Entire

Section	Overall	800m	600m	400m	200m
Section Times	0:57.89 [2] (0:13.30)	0:44.59 [5] (0:10.52)	0:34.07 [6] (0:10.85)	0:23.22 [6] (0:11.14)	0:12.08 [3] (0:12.08)
Average Speed [km/h]	54.1	68.7	65.7	64.4	59.7
Top Speed [km/h]	70.3	70.4	67.5	65.7	63.8
Avg. Dist. to Rail [m]	4.0	0.7	1.9	1.5	0.6
Avg. Stride Freq. [Hz]	2.4	2.5	2.5	2.4	2.3
Avg. Stride Length [m]	6.2	7.5	7.4	7.4	7.3



- [ ] Ranking at each section and finish
- .-.- No data available at this section
- NA No data available



Horse/Jockey Name	Revitup Charlie
Final Rank	3
Fastest Section Time (Section)	0:10.44 (800m)
Top Speed [km/h] (Section)	71.3 (800m)
Race State	Finished



Sunshine Coast QLD Professional

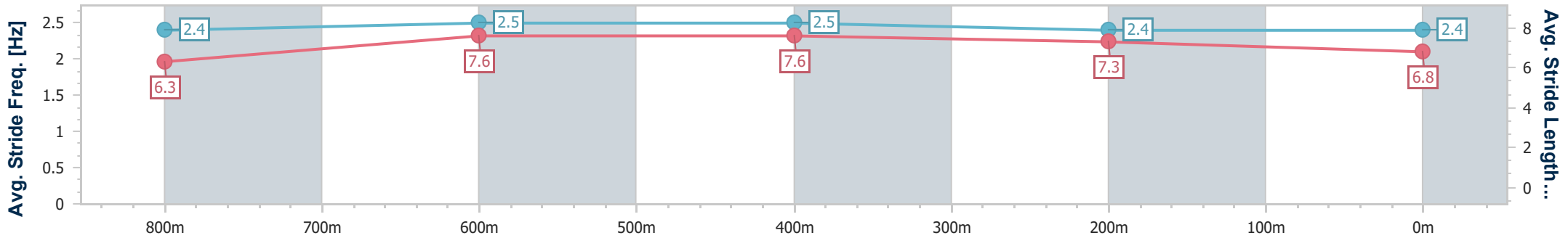
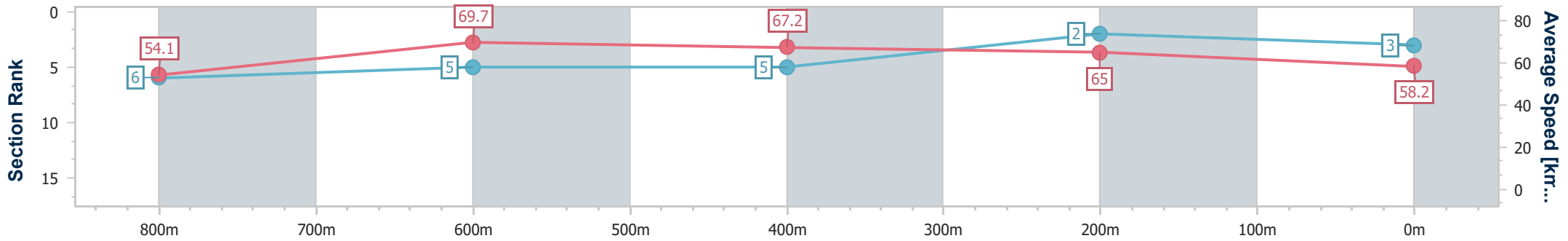
Race 7: THRIVE AND SHINE Class 1 Handicap - 1000m



08 September 2024 - 16:35

Track Rating: Good 4, Weather: Fine, Rail Position: +12m Entire

Section	Overall	800m	600m	400m	200m
Section Times	0:58.09 [3] (0:13.35)	0:44.74 [6] (0:10.44)	0:34.30 [5] (0:10.87)	0:23.43 [5] (0:11.09)	0:12.34 [2] (0:12.34)
Average Speed [km/h]	54.1	69.7	67.2	65.0	58.2
Top Speed [km/h]	71.1	71.3	68.1	67.7	62.1
Avg. Dist. to Rail [m]	5.8	3.7	2.3	3.2	2.3
Avg. Stride Freq. [Hz]	2.4	2.5	2.5	2.4	2.4
Avg. Stride Length [m]	6.3	7.6	7.6	7.3	6.8



- [ ] Ranking at each section and finish
- .-.- No data available at this section
- NA No data available



Horse/Jockey Name	Divine Gem
Final Rank	4
Fastest Section Time (Section)	0:10.47 (800m)
Top Speed [km/h] (Section)	70.3 (800m)
Race State	Finished



### Sunshine Coast QLD Professional

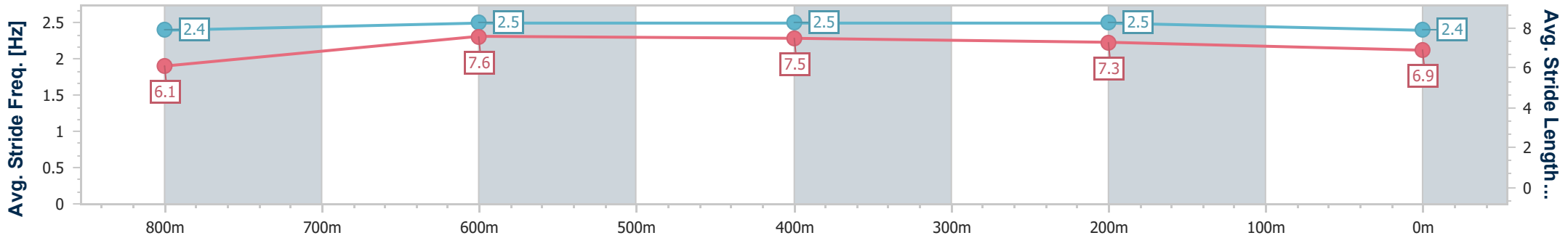
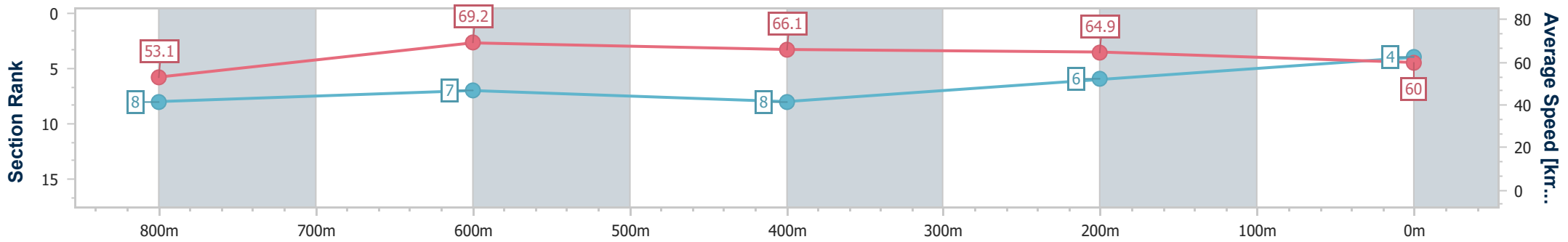
Race 7: THRIVE AND SHINE Class 1 Handicap - 1000m



08 September 2024 - 16:35

Track Rating: Good 4, Weather: Fine, Rail Position: +12m Entire

Section	Overall	800m	600m	400m	200m
Section Times	0:58.12 [4] (0:13.57)	0:44.55 [8] (0:10.47)	0:34.08 [7] (0:11.01)	0:23.07 [8] (0:11.07)	0:12.00 [6] (0:12.00)
Average Speed [km/h]	53.1	69.2	66.1	64.9	60.0
Top Speed [km/h]	68.4	70.3	68.3	66.1	62.9
Avg. Dist. to Rail [m]	5.8	1.8	1.4	3.4	3.6
Avg. Stride Freq. [Hz]	2.4	2.5	2.5	2.5	2.4
Avg. Stride Length [m]	6.1	7.6	7.5	7.3	6.9



- [ ] Ranking at each section and finish
- .-.- No data available at this section
- NA No data available





Horse/Jockey Name	Step Along
Final Rank	5
Fastest Section Time (Section)	0:10.50 (800m)
Top Speed [km/h] (Section)	71.5 (Overall)
Race State	Finished



### Sunshine Coast QLD Professional

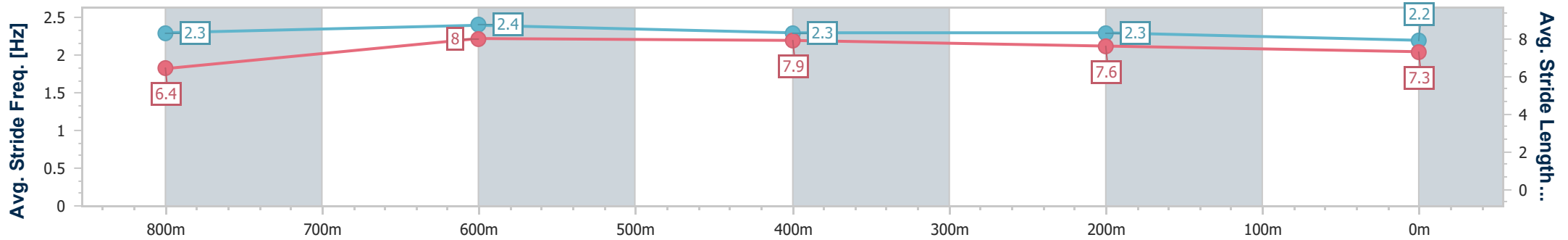
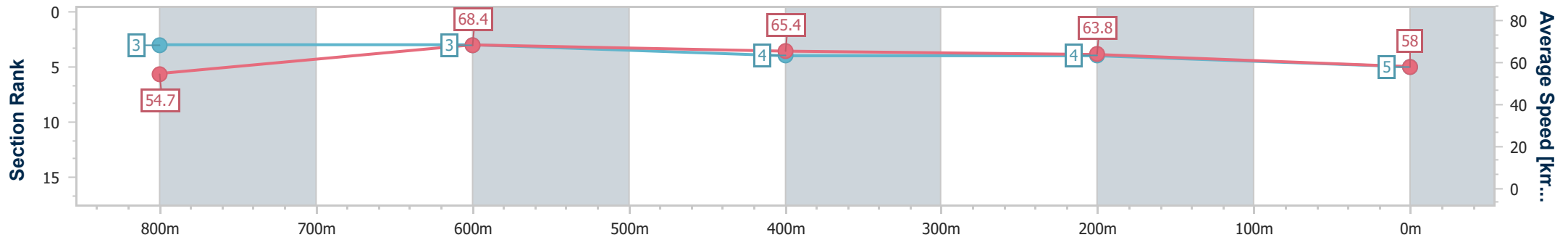
Race 7: THRIVE AND SHINE Class 1 Handicap - 1000m



08 September 2024 - 16:35

Track Rating: Good 4, Weather: Fine, Rail Position: +12m Entire

Section	Overall	800m	600m	400m	200m
Section Times	0:58.28 [5] (0:13.16)	0:45.12 [3] (0:10.50)	0:34.62 [3] (0:10.94)	0:23.68 [4] (0:11.27)	0:12.41 [4] (0:12.41)
Average Speed [km/h]	54.7	68.4	65.4	63.8	58.0
Top Speed [km/h]	71.5	70.9	66.9	64.8	61.9
Avg. Dist. to Rail [m]	1.3	0.6	1.3	1.2	1.2
Avg. Stride Freq. [Hz]	2.3	2.4	2.3	2.3	2.2
Avg. Stride Length [m]	6.4	8.0	7.9	7.6	7.3



- [ ] Ranking at each section and finish
- .-.- No data available at this section
- NA No data available



Horse/Jockey Name	Rasheed
Final Rank	6
Fastest Section Time (Section)	0:10.71 (800m)
Top Speed [km/h] (Section)	69.8 (Overall)
Race State	Finished



### Sunshine Coast QLD Professional

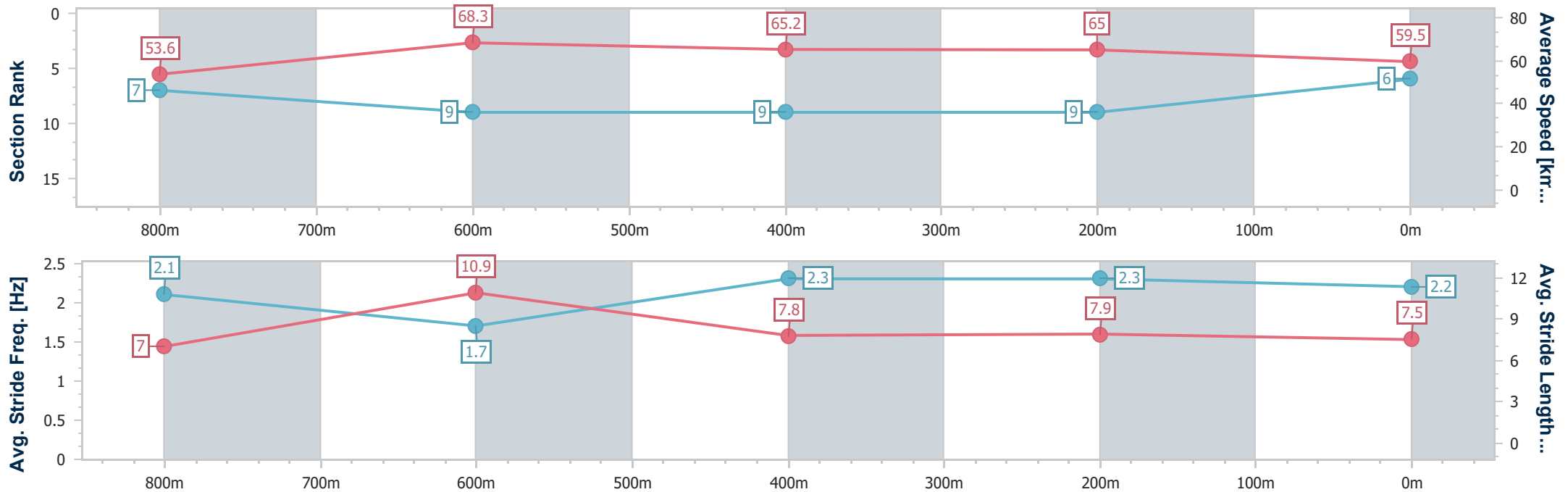
Race 7: THRIVE AND SHINE Class 1 Handicap - 1000m



08 September 2024 - 16:35

Track Rating: Good 4, Weather: Fine, Rail Position: +12m Entire

Section	Overall	800m	600m	400m	200m
Section Times	0:58.47 [6] (0:13.45)	0:45.02 [7] (0:10.71)	0:34.31 [9] (0:11.12)	0:23.19 [9] (0:11.09)	0:12.10 [9] (0:12.10)
Average Speed [km/h]	53.6	68.3	65.2	65.0	59.5
Top Speed [km/h]	69.8	69.6	66.4	66.1	63.9
Avg. Dist. to Rail [m]	8.0	4.4	1.2	3.4	4.3
Avg. Stride Freq. [Hz]	2.1	1.7	2.3	2.3	2.2
Avg. Stride Length [m]	7.0	10.9	7.8	7.9	7.5



- [ ] Ranking at each section and finish
- .-.- No data available at this section
- NA No data available



Horse/Jockey Name	Jafuboy
Final Rank	7
Fastest Section Time (Section)	0:10.50 (800m)
Top Speed [km/h] (Section)	70.9 (800m)
Race State	Finished



### Sunshine Coast QLD Professional

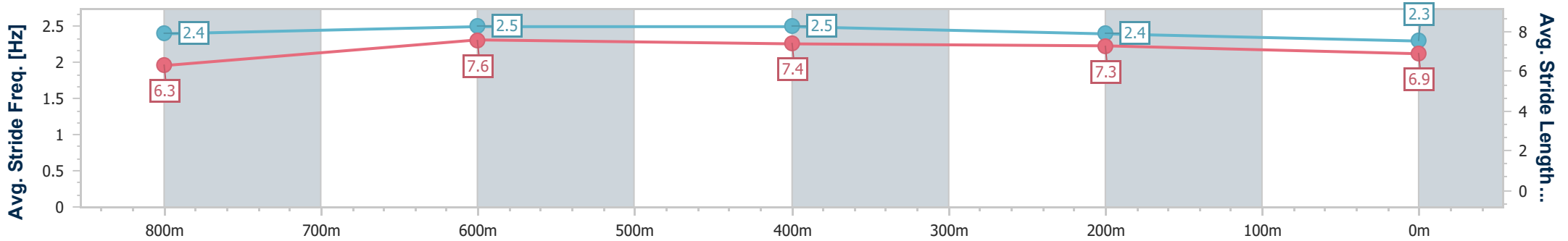
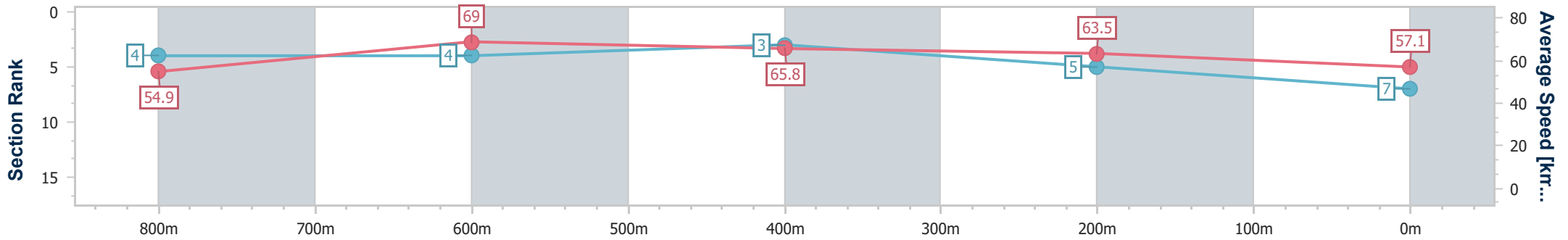
Race 7: THRIVE AND SHINE Class 1 Handicap - 1000m



08 September 2024 - 16:35

Track Rating: Good 4, Weather: Fine, Rail Position: +12m Entire

Section	Overall	800m	600m	400m	200m
Section Times	0:58.57 [7] (0:13.17)	0:45.40 [4] (0:10.50)	0:34.90 [4] (0:10.92)	0:23.98 [3] (0:11.37)	0:12.61 [5] (0:12.61)
Average Speed [km/h]	54.9	69.0	65.8	63.5	57.1
Top Speed [km/h]	70.6	70.9	67.5	65.1	61.5
Avg. Dist. to Rail [m]	6.6	2.9	0.4	0.6	0.8
Avg. Stride Freq. [Hz]	2.4	2.5	2.5	2.4	2.3
Avg. Stride Length [m]	6.3	7.6	7.4	7.3	6.9



- [ ] Ranking at each section and finish
- .-.- No data available at this section
- NA No data available



Horse/Jockey Name	Don't Cha Wish
Final Rank	8
Fastest Section Time (Section)	0:10.47 (800m)
Top Speed [km/h] (Section)	69.7 (800m)
Race State	Finished



Sunshine Coast QLD Professional

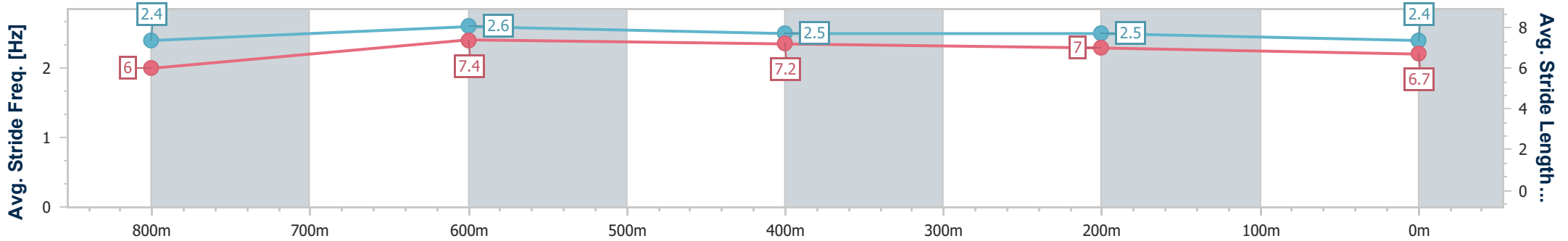
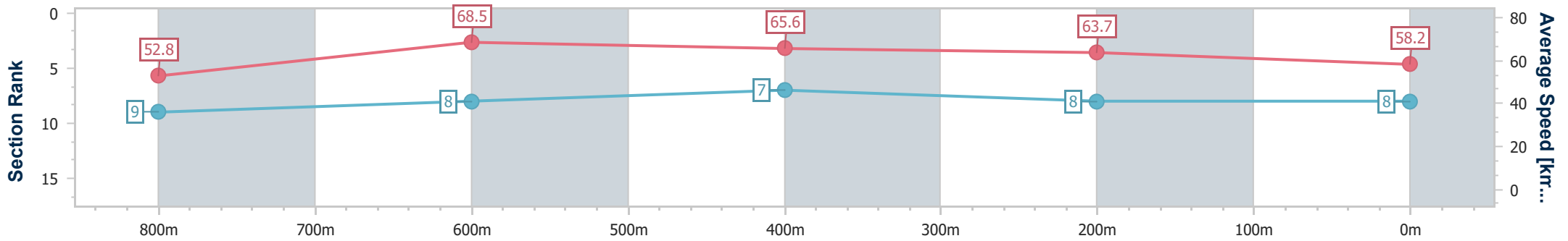
Race 7: THRIVE AND SHINE Class 1 Handicap - 1000m



08 September 2024 - 16:35

Track Rating: Good 4, Weather: Fine, Rail Position: +12m Entire

Section	Overall	800m	600m	400m	200m
Section Times	0:58.71 [8] (0:13.66)	0:45.05 [9] (0:10.47)	0:34.58 [8] (0:10.91)	0:23.67 [7] (0:11.33)	0:12.34 [8] (0:12.34)
Average Speed [km/h]	52.8	68.5	65.6	63.7	58.2
Top Speed [km/h]	69.5	69.7	67.7	64.6	62.1
Avg. Dist. to Rail [m]	3.1	0.5	1.1	0.6	0.3
Avg. Stride Freq. [Hz]	2.4	2.6	2.5	2.5	2.4
Avg. Stride Length [m]	6.0	7.4	7.2	7.0	6.7



- [ ] Ranking at each section and finish
- .-.- No data available at this section
- NA No data available



Horse/Jockey Name	Sneaky Too
Final Rank	9
Fastest Section Time (Section)	0:10.40 (800m)
Top Speed [km/h] (Section)	72.0 (800m)
Race State	Finished



Sunshine Coast QLD Professional

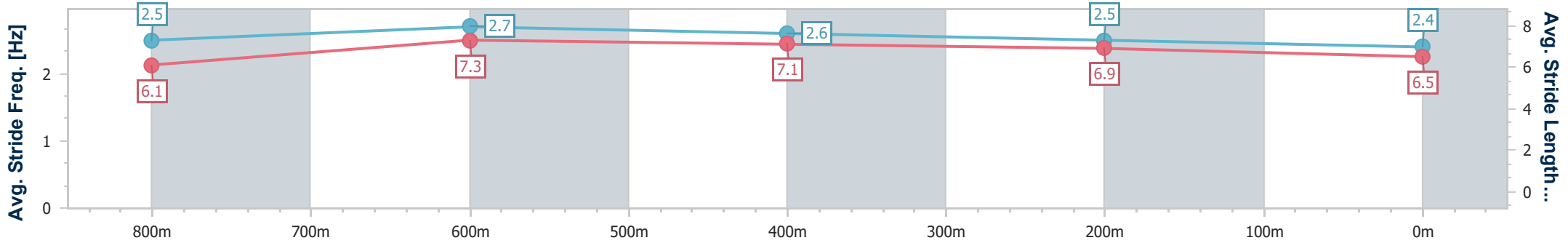
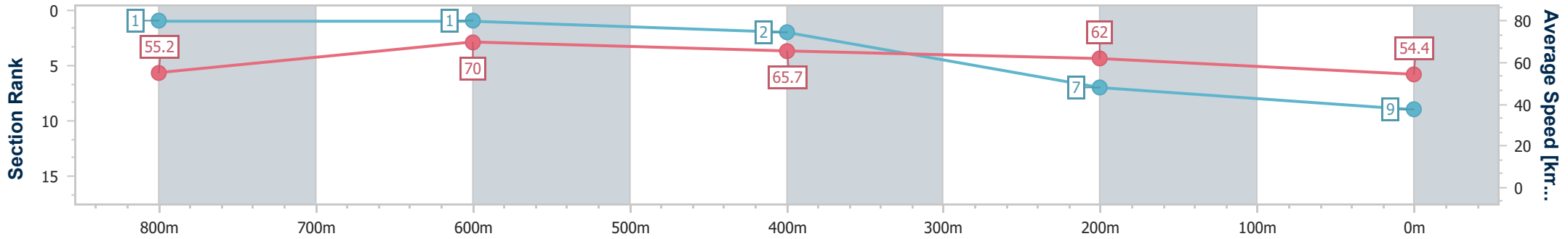
Race 7: THRIVE AND SHINE Class 1 Handicap - 1000m



08 September 2024 - 16:35

Track Rating: Good 4, Weather: Fine, Rail Position: +12m Entire

Section	Overall	800m	600m	400m	200m
Section Times	0:59.43 [9] (0:13.05)	0:46.38 [1] (0:10.40)	0:35.98 [1] (0:11.13)	0:24.85 [2] (0:11.60)	0:13.25 [7] (0:13.25)
Average Speed [km/h]	55.2	70.0	65.7	62.0	54.4
Top Speed [km/h]	68.4	72.0	67.6	65.0	57.9
Avg. Dist. to Rail [m]	3.0	2.8	2.1	1.3	1.4
Avg. Stride Freq. [Hz]	2.5	2.7	2.6	2.5	2.4
Avg. Stride Length [m]	6.1	7.3	7.1	6.9	6.5



- [ ] Ranking at each section and finish
- .-.- No data available at this section
- NA No data available



# Sunshine Coast QLD Professional

## Race 8: PRIME SECURITY BENCHMARK 58 Handicap - 1600m

08 September 2024 - 17:11



Track Rating: Good 4, Weather: Fine, Rail Position: +12m Entire

Section		Overall	1400m	1200m	1000m	800m	600m	400m	Last 600m				
Field Times		1:36.78 (0:13.32)	1:23.46 (0:11.15)	1:12.31 (0:11.74)	1:00.57 (0:12.31)	0:48.26 (0:11.96)	0:36.30 (0:11.66)	0:24.64 (0:11.83)	0:36.30				
Rank	TAB Horse/Jockey	Barrier	Top Speed [km/h]	Fastest Section									Distance Travelled [m]
1	7 LUTON HOO Rob Thorburn	1	67.3 Overall	0:11.15 1400m	1:36.78 [1] (0:13.32)	1:23.46 [1] (0:11.15)	1:12.31 [1] (0:11.84)	1:00.47 [2] (0:12.24)	0:48.23 [2] (0:11.93)	0:36.30 [1] (0:11.66)	0:24.64 [1] (0:11.83)	0:36.30	
2	2 NOTACLUEHOWORWHO Brodie Moffat	3	65.1 1400m	0:11.28 1400m	1:36.83 [2] (0:13.91)	1:22.92 [8] (0:11.28)	1:11.64 [8] (0:11.67)	0:59.97 [7] (0:12.35)	0:47.62 [8] (0:12.18)	0:35.44 [9] (0:11.83)	0:23.61 [8] (0:11.52)	0:35.44	+6
3	15 BEAN ALL OVA Ron Stewart	9	67.5 Overall	0:11.12 1400m	1:37.50 [3] (0:13.36)	1:24.14 [2] (0:11.12)	1:13.02 [2] (0:11.73)	1:01.29 [1] (0:12.31)	0:48.98 [1] (0:12.09)	0:36.89 [3] (0:11.93)	0:24.96 [3] (0:12.03)	0:36.89	+7
4	3 CHANCE WITH WOLVES Corey Sutherland	10	66.2 1400m	0:11.18 1400m	1:37.61 [4] (0:13.65)	1:23.96 [6] (0:11.18)	1:12.78 [6] (0:11.79)	1:00.99 [5] (0:12.15)	0:48.84 [4] (0:11.79)	0:37.05 [2] (0:11.75)	0:25.30 [2] (0:12.19)	0:37.05	+4
5	4 BIG BAY WOLF Jag Guthmann-Chester	5	67.6 1400m	0:11.14 1400m	1:37.66 [5] (0:13.58)	1:24.08 [5] (0:11.14)	1:12.94 [4] (0:11.76)	1:01.18 [4] (0:12.35)	0:48.83 [5] (0:12.00)	0:36.83 [4] (0:11.73)	0:25.10 [4] (0:12.20)	0:36.83	+3
6	11 SATASHI Emily Lang	11	65.6 1400m	0:11.24 1400m	1:37.86 [6] (0:14.09)	1:23.77 [9] (0:11.24)	1:12.53 [9] (0:11.88)	1:00.65 [9] (0:12.15)	0:48.50 [9] (0:11.96)	0:36.54 [8] (0:11.99)	0:24.55 [9] (0:11.79)	0:36.54	+12
7	13 SET ABLAZE Nathan Thomas	16	64.4 1400m	0:11.30 1400m	1:38.18 [7] (0:15.02)	1:23.16 [10] (0:11.30)	1:11.86 [10] (0:11.58)	1:00.28 [10] (0:11.90)	0:48.38 [10] (0:11.86)	0:36.52 [10] (0:11.82)	0:24.70 [10] (0:11.82)	0:36.52	+8
8	6 ABOVE THE SKY Cody Collis	4	66.1 1400m	0:11.42 1400m	1:38.31 [8] (0:13.40)	1:24.91 [4] (0:11.42)	1:13.49 [5] (0:11.82)	1:01.67 [6] (0:12.34)	0:49.33 [6] (0:12.20)	0:37.13 [6] (0:12.01)	0:25.12 [7] (0:12.06)	0:37.13	+5
9	5 TEE AMICI Chelsea Baker	6	67.1 1400m	0:11.31 1400m	1:39.23 [9] (0:13.67)	1:25.56 [7] (0:11.31)	1:14.25 [7] (0:11.92)	1:02.33 [8] (0:12.18)	0:50.15 [7] (0:12.13)	0:38.02 [7] (0:11.94)	0:26.08 [6] (0:12.19)	0:38.02	+10
10	10 NATIVE BEAUTY Karl Zechner	2	66.3 Overall	0:11.23 1400m	1:40.78 [10] (0:13.38)	1:27.40 [3] (0:11.23)	1:16.17 [3] (0:11.79)	1:04.38 [3] (0:12.35)	0:52.03 [3] (0:12.20)	0:39.83 [5] (0:12.01)	0:27.82 [5] (0:12.64)	0:39.83	+6

Scratched: Star Chance (#17), In The Blink (#12), Milagro (#14), Casanova Man (#16), Maurizma (#8), Jukebox In Siberia (#1), Sanbano (#9)

[ ] Ranking at each section and finish  
 -:-:- No data available at this section  
 NA No data available

SCN Saddle cloth number  
 DNF Did not finish  
 DNT Did not track



# Sunshine Coast QLD Professional

## Race 8: PRIME SECURITY BENCHMARK 58 Handicap - 1600m



08 September 2024 - 17:11

Track Rating: Good 4, Weather: Fine, Rail Position: +12m Entire

Section							200m			Last 600m
Field Times							0:12.81			0:36.30
							(0:12.81)			
Rank	TAB	Horse/Jockey	Barrier	Top Speed [km/h]	Fastest Section	Margin			Distance Travelled [m]	
1	7	LUTON HOO	1	67.3	0:11.15	0:12.81 [1]	1:36.78		0:36.30	
		Rob Thorburn		Overall	1400m	(0:12.81)				
2	2	NOTACLUEHOWORWHO	3	65.1	0:11.28	0:12.09 [4]	0.2L		0:35.44 +6	
		Brodie Moffat		1400m	1400m	(0:12.09)				
3	15	BEAN ALL OVA	9	67.5	0:11.12	0:12.93 [3]	4L		0:36.89 +7	
		Ron Stewart		Overall	1400m	(0:12.93)				
4	3	CHANCE WITH WOLVES	10	66.2	0:11.18	0:13.11 [2]	4.5L		0:37.05 +4	
		Corey Sutherland		1400m	1400m	(0:13.11)				
5	4	BIG BAY WOLF	5	67.6	0:11.14	0:12.90 [5]	4.7L		0:36.83 +3	
		Jag Guthmann-Chester		1400m	1400m	(0:12.90)				
6	11	SATASHI	11	65.6	0:11.24	0:12.76 [6]	5.7L		0:36.54 +12	
		Emily Lang		1400m	1400m	(0:12.76)				
7	13	SET ABLAZE	16	64.4	0:11.30	0:12.88 [8]	7.5L		0:36.52 +8	
		Nathan Thomas		1400m	1400m	(0:12.88)				
8	6	ABOVE THE SKY	4	66.1	0:11.42	0:13.06 [7]	8L		0:37.13 +5	
		Cody Collis		1400m	1400m	(0:13.06)				
9	5	TEE AMICI	6	67.1	0:11.31	0:13.89 [9]	13.3L		0:38.02 +10	
		Chelsea Baker		1400m	1400m	(0:13.89)				
10	10	NATIVE BEAUTY	2	66.3	0:11.23	0:15.18 [10]	22.3L		0:39.83 +6	
		Karl Zechner		Overall	1400m	(0:15.18)				

Scratched: Star Chance (#17), In The Blink (#12), Milagro (#14), Casanova Man (#16), Maurizma (#8), Jukebox In Siberia (#1), Sanbano (#9)

[ ] Ranking at each section and finish  
 -:-:- No data available at this section  
 NA No data available

SCN Saddle cloth number  
 DNF Did not finish  
 DNT Did not track



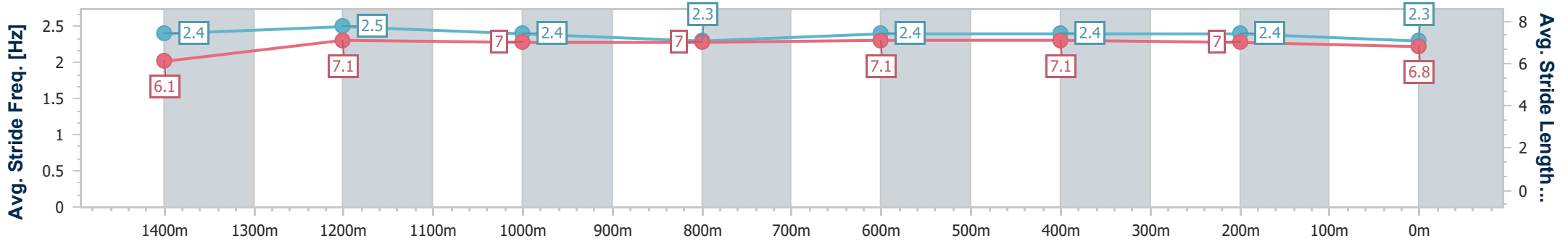
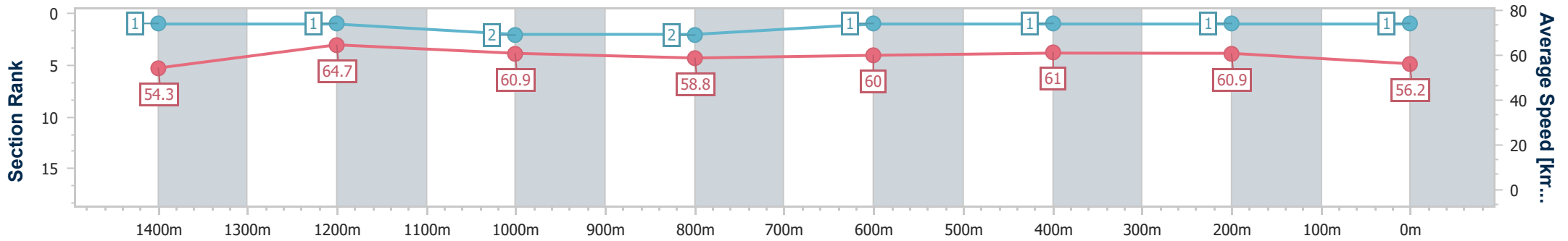
Horse/Jockey Name	Luton Hoo
Final Rank	1
Fastest Section Time (Section)	0:11.15 (1400m)
Top Speed [km/h] (Section)	67.3 (Overall)
Race State	Finished



Sunshine Coast QLD Professional  
 Race 8: PRIME SECURITY BENCHMARK 58 Handicap - 1600m  
 08 September 2024 - 17:11  
 Track Rating: Good 4, Weather: Fine, Rail Position: +12m Entire



Section	Overall	1400m	1200m	1000m	800m	600m	400m	200m
Section Times	1:36.78 [1] (0:13.32)	1:23.46 [1] (0:11.15)	1:12.31 [1] (0:11.84)	1:00.47 [2] (0:12.24)	0:48.23 [2] (0:11.93)	0:36.30 [1] (0:11.66)	0:24.64 [1] (0:11.83)	0:12.81 [1] (0:12.81)
Average Speed [km/h]	54.3	64.7	60.9	58.8	60.0	61.0	60.9	56.2
Top Speed [km/h]	67.3	65.8	63.0	60.2	61.6	63.2	63.1	58.2
Avg. Dist. to Rail [m]	1.0	0.9	1.5	0.9	1.2	2.3	1.2	1.5
Avg. Stride Freq. [Hz]	2.4	2.5	2.4	2.3	2.4	2.4	2.4	2.3
Avg. Stride Length [m]	6.1	7.1	7.0	7.0	7.1	7.1	7.0	6.8



- [ ] Ranking at each section and finish
- .-.- No data available at this section
- NA No data available





Horse/Jockey Name	Notacluehoworwho
Final Rank	2
Fastest Section Time (Section)	0:11.28 (1400m)
Top Speed [km/h] (Section)	65.1 (1400m)
Race State	Finished



Sunshine Coast QLD Professional

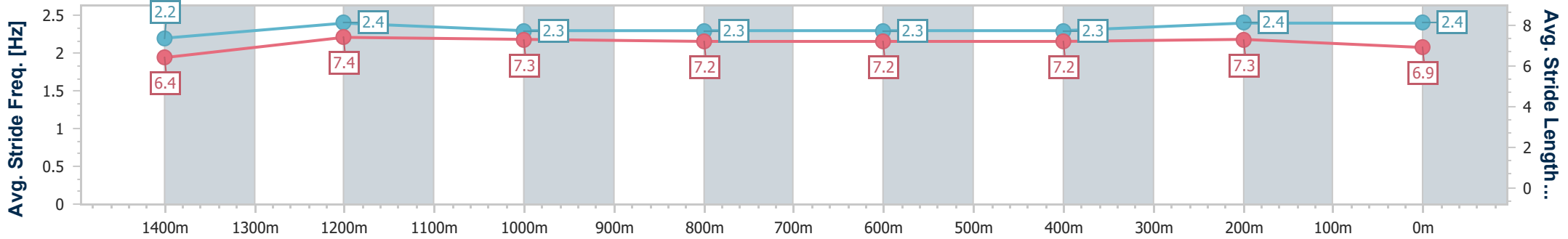
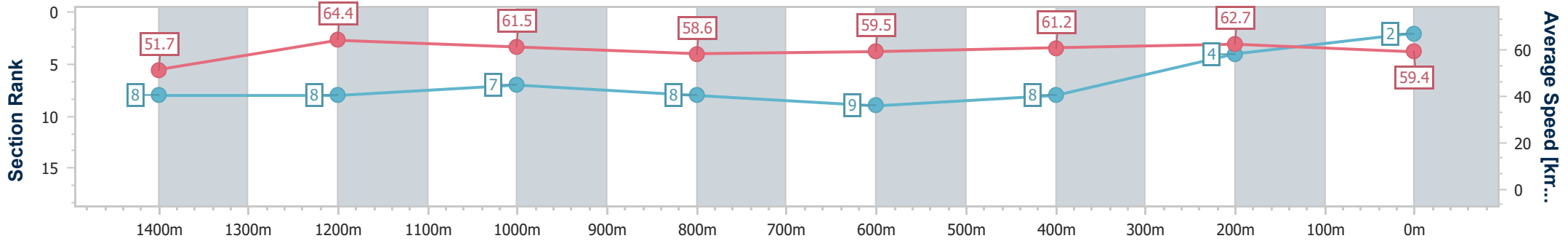
Race 8: PRIME SECURITY BENCHMARK 58 Handicap - 1600m



08 September 2024 - 17:11

Track Rating: Good 4, Weather: Fine, Rail Position: +12m Entire

Section	Overall	1400m	1200m	1000m	800m	600m	400m	200m
Section Times	1:36.83 [2] (0:13.91)	1:22.92 [8] (0:11.28)	1:11.64 [8] (0:11.67)	0:59.97 [7] (0:12.35)	0:47.62 [8] (0:12.18)	0:35.44 [9] (0:11.83)	0:23.61 [8] (0:11.52)	0:12.09 [4] (0:12.09)
Average Speed [km/h]	51.7	64.4	61.5	58.6	59.5	61.2	62.7	59.4
Top Speed [km/h]	65.1	65.1	64.0	60.0	61.0	62.5	62.9	61.9
Avg. Dist. to Rail [m]	2.8	1.7	1.4	1.3	0.9	1.1	3.2	2.4
Avg. Stride Freq. [Hz]	2.2	2.4	2.3	2.3	2.3	2.3	2.4	2.4
Avg. Stride Length [m]	6.4	7.4	7.3	7.2	7.2	7.2	7.3	6.9



- [ ] Ranking at each section and finish
- .-.- No data available at this section
- NA No data available



Horse/Jockey Name	Bean All Ova
Final Rank	3
Fastest Section Time (Section)	0:11.12 (1400m)
Top Speed [km/h] (Section)	67.5 (Overall)
Race State	Finished



Sunshine Coast QLD Professional

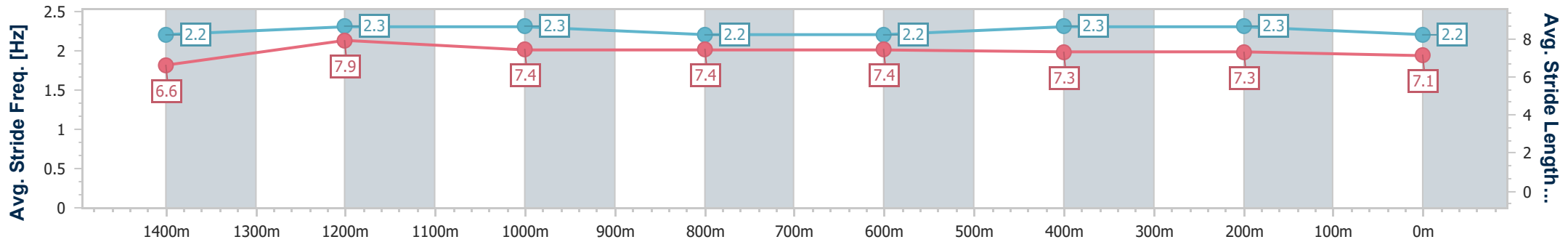
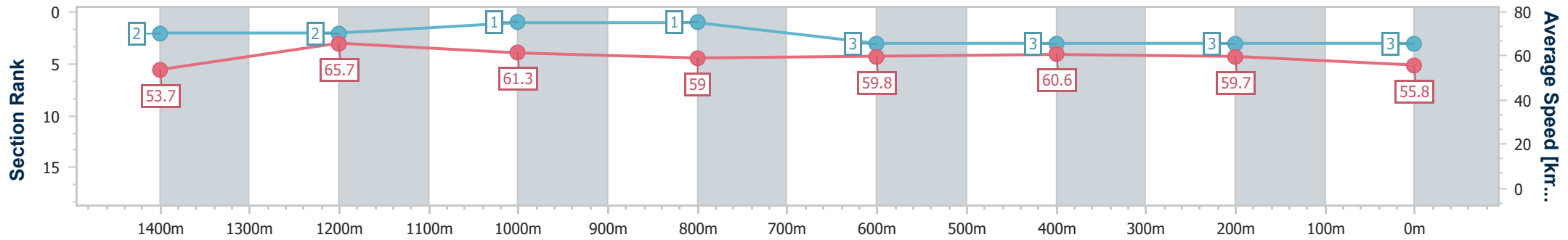
Race 8: PRIME SECURITY BENCHMARK 58 Handicap - 1600m



08 September 2024 - 17:11

Track Rating: Good 4, Weather: Fine, Rail Position: +12m Entire

Section	Overall	1400m	1200m	1000m	800m	600m	400m	200m
Section Times	1:37.50 [3] (0:13.36)	1:24.14 [2] (0:11.12)	1:13.02 [2] (0:11.73)	1:01.29 [1] (0:12.31)	0:48.98 [1] (0:12.09)	0:36.89 [3] (0:11.93)	0:24.96 [3] (0:12.03)	0:12.93 [3] (0:12.93)
Average Speed [km/h]	53.7	65.7	61.3	59.0	59.8	60.6	59.7	55.8
Top Speed [km/h]	67.5	67.4	64.1	59.5	61.0	61.0	61.4	57.8
Avg. Dist. to Rail [m]	5.7	3.7	2.7	2.0	1.3	0.4	0.6	0.5
Avg. Stride Freq. [Hz]	2.2	2.3	2.3	2.2	2.2	2.3	2.3	2.2
Avg. Stride Length [m]	6.6	7.9	7.4	7.4	7.4	7.3	7.3	7.1



- [ ] Ranking at each section and finish
- .-.- No data available at this section
- NA No data available



Horse/Jockey Name	Chance With Wolves
Final Rank	4
Fastest Section Time (Section)	0:11.18 (1400m)
Top Speed [km/h] (Section)	66.2 (1400m)
Race State	Finished



Sunshine Coast QLD Professional

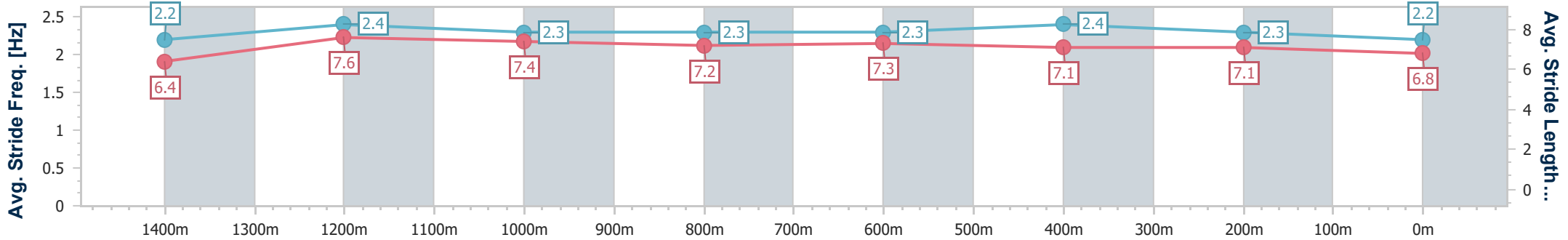
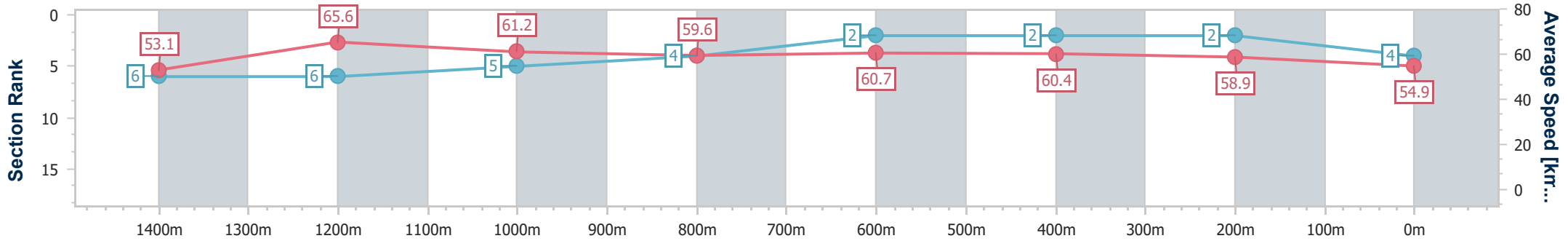
Race 8: PRIME SECURITY BENCHMARK 58 Handicap - 1600m



08 September 2024 - 17:11

Track Rating: Good 4, Weather: Fine, Rail Position: +12m Entire

Section	Overall	1400m	1200m	1000m	800m	600m	400m	200m
Section Times	1:37.61 [4] (0:13.65)	1:23.96 [6] (0:11.18)	1:12.78 [6] (0:11.79)	1:00.99 [5] (0:12.15)	0:48.84 [4] (0:11.79)	0:37.05 [2] (0:11.75)	0:25.30 [2] (0:12.19)	0:13.11 [2] (0:13.11)
Average Speed [km/h]	53.1	65.6	61.2	59.6	60.7	60.4	58.9	54.9
Top Speed [km/h]	64.4	66.2	64.2	60.7	62.4	61.2	60.3	57.1
Avg. Dist. to Rail [m]	6.7	4.7	4.0	2.9	1.3	2.7	0.5	1.1
Avg. Stride Freq. [Hz]	2.2	2.4	2.3	2.3	2.3	2.4	2.3	2.2
Avg. Stride Length [m]	6.4	7.6	7.4	7.2	7.3	7.1	7.1	6.8



- [ ] Ranking at each section and finish
- .-.- No data available at this section
- NA No data available



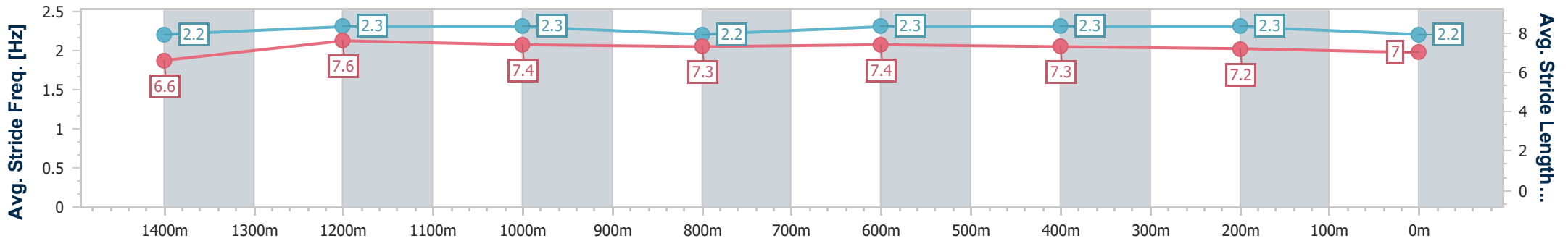
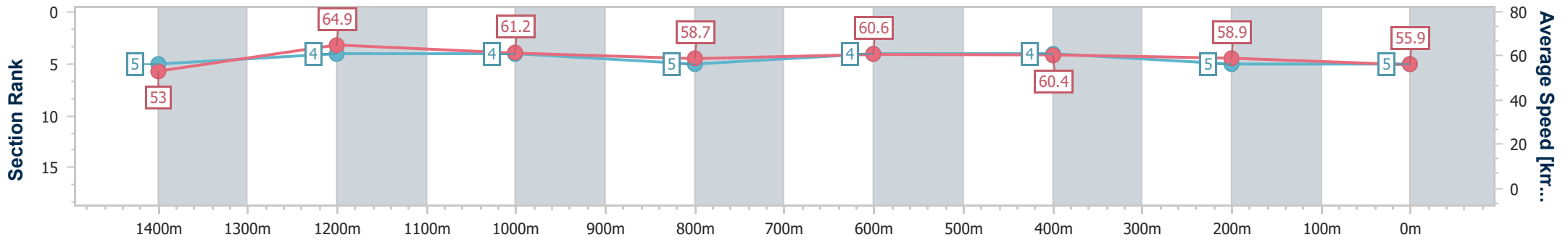
Horse/Jockey Name	Big Bay Wolf
Final Rank	5
Fastest Section Time (Section)	0:11.14 (1400m)
Top Speed [km/h] (Section)	67.6 (1400m)
Race State	Finished



Sunshine Coast QLD Professional  
 Race 8: PRIME SECURITY BENCHMARK 58 Handicap - 1600m  
 08 September 2024 - 17:11  
 Track Rating: Good 4, Weather: Fine, Rail Position: +12m Entire



Section	Overall	1400m	1200m	1000m	800m	600m	400m	200m						
Section Times	1:37.66 [5] (0:13.58)	1:24.08 [5] (0:11.14)	1:12.94 [4] (0:11.76)	1:01.18 [4] (0:12.35)	0:48.83 [5] (0:12.00)	0:36.83 [4] (0:11.73)	0:25.10 [4] (0:12.20)	0:12.90 [5] (0:12.90)						
Average Speed [km/h]	53.0	64.9	61.2	58.7	60.6	60.4	58.9	55.9						
Top Speed [km/h]	67.4	67.6	63.4	59.6	61.9	62.0	59.9	57.8						
Avg. Dist. to Rail [m]	3.3	1.6	2.8	2.7	1.1	2.5	1.4	0.7						
Avg. Stride Freq. [Hz]	2.2	2.3	2.3	2.2	2.3	2.3	2.3	2.2						
Avg. Stride Length [m]	6.6	7.6	7.4	7.3	7.4	7.3	7.2	7.0						



- [ ] Ranking at each section and finish
- .-.- No data available at this section
- NA No data available



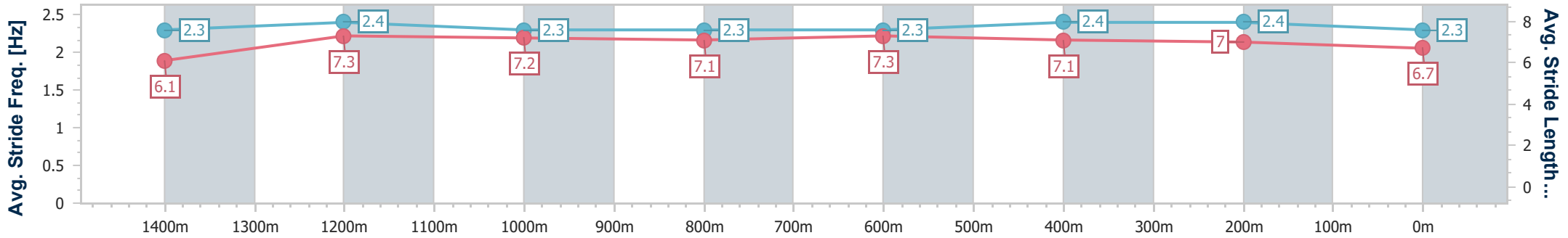
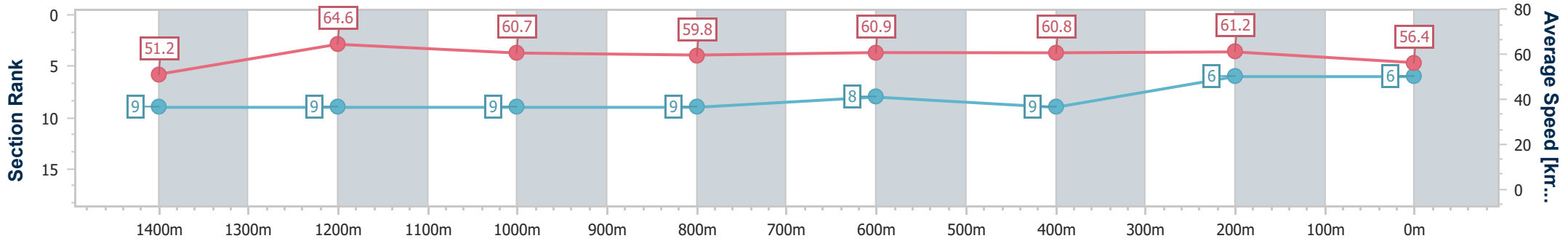
Horse/Jockey Name	Satashi
Final Rank	6
Fastest Section Time (Section)	0:11.24 (1400m)
Top Speed [km/h] (Section)	65.6 (1400m)
Race State	Finished



Sunshine Coast QLD Professional  
 Race 8: PRIME SECURITY BENCHMARK 58 Handicap - 1600m  
 08 September 2024 - 17:11  
 Track Rating: Good 4, Weather: Fine, Rail Position: +12m Entire



Section	Overall	1400m	1200m	1000m	800m	600m	400m	200m
Section Times	1:37.86 [6] (0:14.09)	1:23.77 [9] (0:11.24)	1:12.53 [9] (0:11.88)	1:00.65 [9] (0:12.15)	0:48.50 [9] (0:11.96)	0:36.54 [8] (0:11.99)	0:24.55 [9] (0:11.79)	0:12.76 [6] (0:12.76)
Average Speed [km/h]	51.2	64.6	60.7	59.8	60.9	60.8	61.2	56.4
Top Speed [km/h]	65.5	65.6	62.1	60.9	62.4	62.4	62.5	59.0
Avg. Dist. to Rail [m]	5.8	3.0	2.8	2.3	2.2	2.3	4.9	3.3
Avg. Stride Freq. [Hz]	2.3	2.4	2.3	2.3	2.3	2.4	2.4	2.3
Avg. Stride Length [m]	6.1	7.3	7.2	7.1	7.3	7.1	7.0	6.7



- [ ] Ranking at each section and finish
- .-.- No data available at this section
- NA No data available



Horse/Jockey Name	Set Ablaze
Final Rank	7
Fastest Section Time (Section)	0:11.30 (1400m)
Top Speed [km/h] (Section)	64.4 (1400m)
Race State	Finished



Sunshine Coast QLD Professional

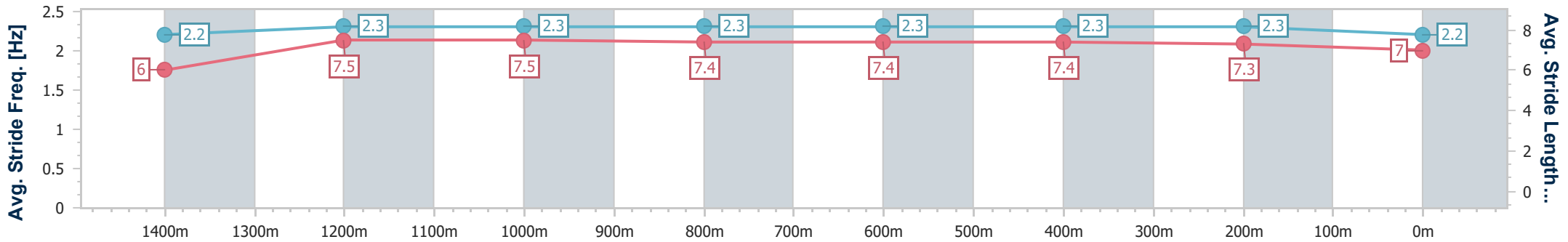
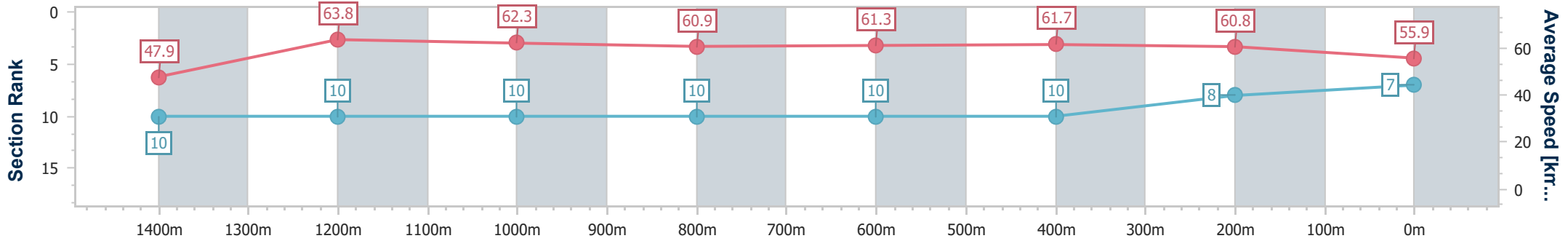
Race 8: PRIME SECURITY BENCHMARK 58 Handicap - 1600m



08 September 2024 - 17:11

Track Rating: Good 4, Weather: Fine, Rail Position: +12m Entire

Section	Overall	1400m	1200m	1000m	800m	600m	400m	200m
Section Times	1:38.18 [7] (0:15.02)	1:23.16 [10] (0:11.30)	1:11.86 [10] (0:11.58)	1:00.28 [10] (0:11.90)	0:48.38 [10] (0:11.86)	0:36.52 [10] (0:11.82)	0:24.70 [10] (0:11.82)	0:12.88 [8] (0:12.88)
Average Speed [km/h]	47.9	63.8	62.3	60.9	61.3	61.7	60.8	55.9
Top Speed [km/h]	64.1	64.4	63.7	61.5	62.2	62.2	61.6	59.2
Avg. Dist. to Rail [m]	5.1	1.6	2.0	1.9	1.9	2.1	3.4	1.8
Avg. Stride Freq. [Hz]	2.2	2.3	2.3	2.3	2.3	2.3	2.3	2.2
Avg. Stride Length [m]	6.0	7.5	7.5	7.4	7.4	7.4	7.3	7.0



- [ ] Ranking at each section and finish
- .-.- No data available at this section
- NA No data available



Horse/Jockey Name	Above The Sky
Final Rank	8
Fastest Section Time (Section)	0:11.42 (1400m)
Top Speed [km/h] (Section)	66.1 (1400m)
Race State	Finished



Sunshine Coast QLD Professional

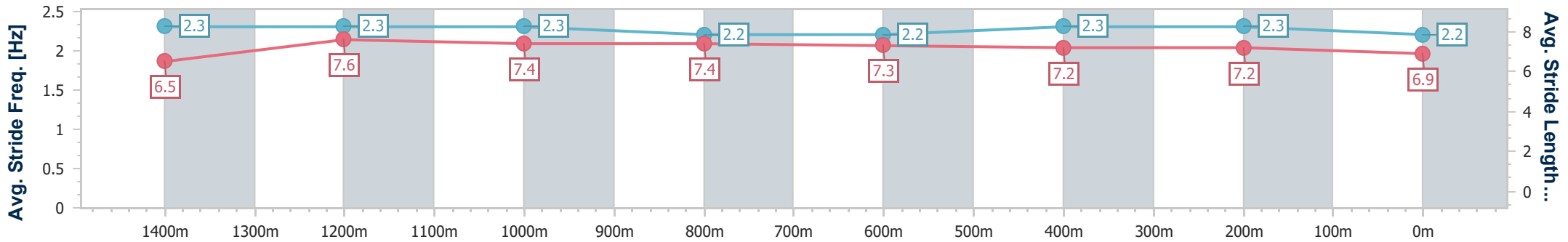
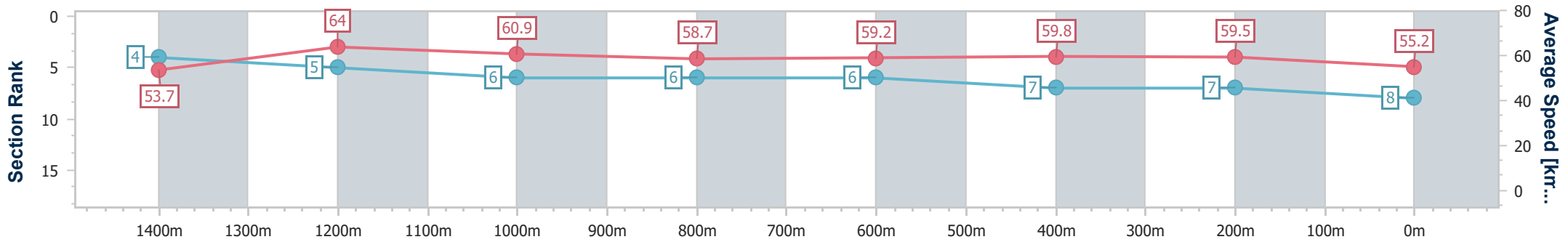
Race 8: PRIME SECURITY BENCHMARK 58 Handicap - 1600m



08 September 2024 - 17:11

Track Rating: Good 4, Weather: Fine, Rail Position: +12m Entire

Section	Overall	1400m	1200m	1000m	800m	600m	400m	200m
Section Times	1:38.31 [8] (0:13.40)	1:24.91 [4] (0:11.42)	1:13.49 [5] (0:11.82)	1:01.67 [6] (0:12.34)	0:49.33 [6] (0:12.20)	0:37.13 [6] (0:12.01)	0:25.12 [7] (0:12.06)	0:13.06 [7] (0:13.06)
Average Speed [km/h]	53.7	64.0	60.9	58.7	59.2	59.8	59.5	55.2
Top Speed [km/h]	65.5	66.1	62.1	59.9	59.8	60.2	60.3	58.0
Avg. Dist. to Rail [m]	3.6	3.7	3.2	1.8	0.6	0.6	0.3	0.4
Avg. Stride Freq. [Hz]	2.3	2.3	2.3	2.2	2.2	2.3	2.3	2.2
Avg. Stride Length [m]	6.5	7.6	7.4	7.4	7.3	7.2	7.2	6.9



- [ ] Ranking at each section and finish
- .-.- No data available at this section
- NA No data available



Horse/Jockey Name	Tee Amici
Final Rank	9
Fastest Section Time (Section)	0:11.31 (1400m)
Top Speed [km/h] (Section)	67.1 (1400m)
Race State	Finished



Sunshine Coast QLD Professional

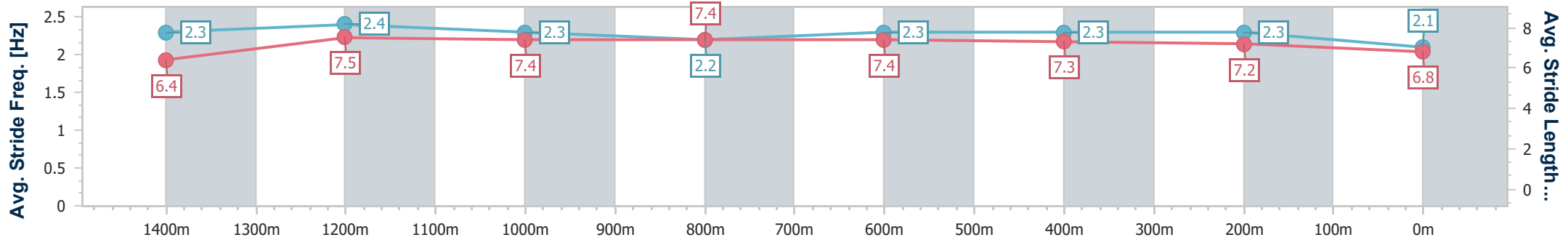
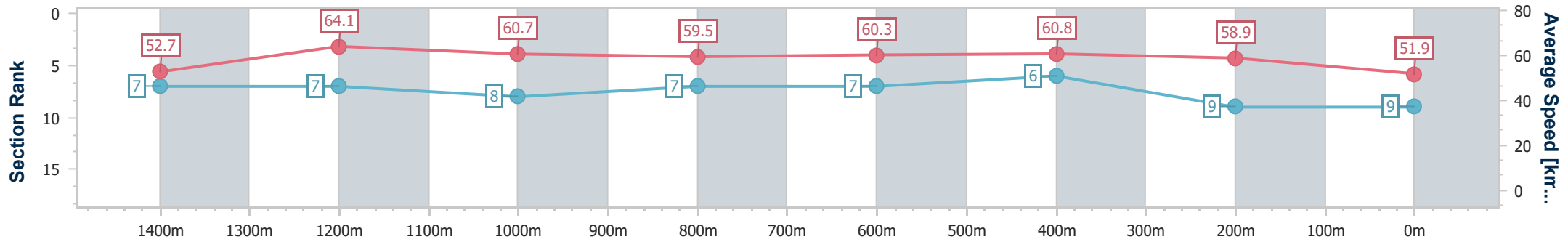
Race 8: PRIME SECURITY BENCHMARK 58 Handicap - 1600m



08 September 2024 - 17:11

Track Rating: Good 4, Weather: Fine, Rail Position: +12m Entire

Section	Overall	1400m	1200m	1000m	800m	600m	400m	200m
Section Times	1:39.23 [9] (0:13.67)	1:25.56 [7] (0:11.31)	1:14.25 [7] (0:11.92)	1:02.33 [8] (0:12.18)	0:50.15 [7] (0:12.13)	0:38.02 [7] (0:11.94)	0:26.08 [6] (0:12.19)	0:13.89 [9] (0:13.89)
Average Speed [km/h]	52.7	64.1	60.7	59.5	60.3	60.8	58.9	51.9
Top Speed [km/h]	65.7	67.1	62.9	60.9	61.7	61.6	60.9	56.1
Avg. Dist. to Rail [m]	4.3	2.8	3.1	3.1	2.4	1.3	3.7	3.2
Avg. Stride Freq. [Hz]	2.3	2.4	2.3	2.2	2.3	2.3	2.3	2.1
Avg. Stride Length [m]	6.4	7.5	7.4	7.4	7.4	7.3	7.2	6.8



- [ ] Ranking at each section and finish
- .-.- No data available at this section
- NA No data available





Horse/Jockey Name	Native Beauty
Final Rank	10
Fastest Section Time (Section)	0:11.23 (1400m)
Top Speed [km/h] (Section)	66.3 (Overall)
Race State	Finished



### Sunshine Coast QLD Professional

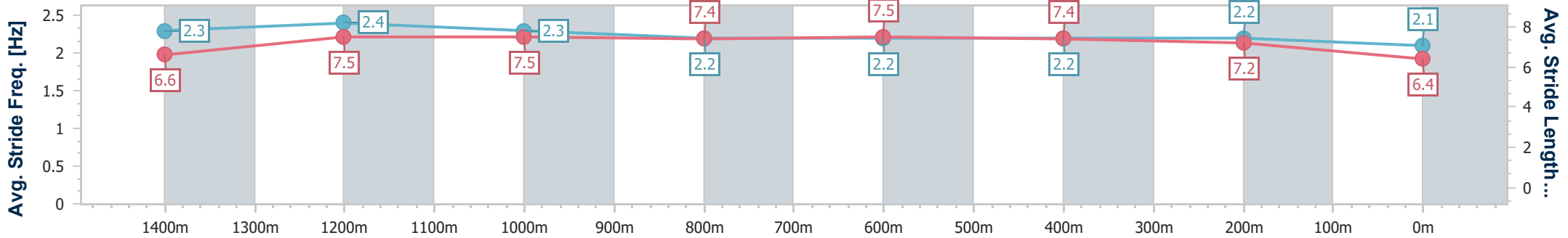
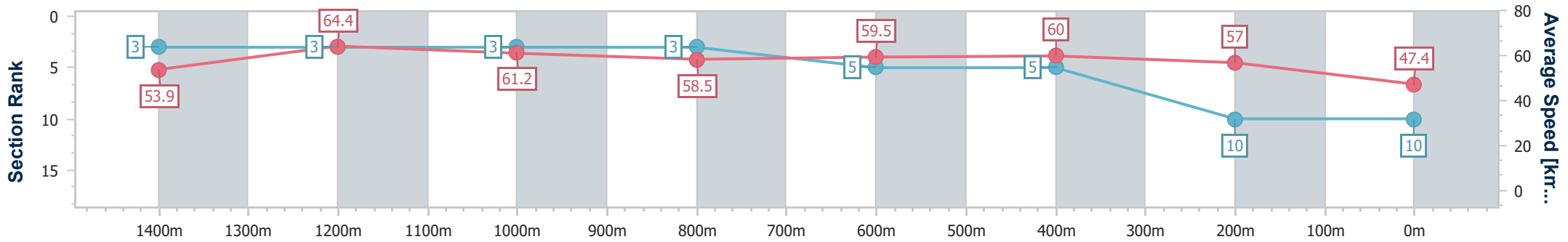
Race 8: PRIME SECURITY BENCHMARK 58 Handicap - 1600m



08 September 2024 - 17:11

Track Rating: Good 4, Weather: Fine, Rail Position: +12m Entire

Section	Overall	1400m	1200m	1000m	800m	600m	400m	200m
Section Times	1:40.78 [10] (0:13.38)	1:27.40 [3] (0:11.23)	1:16.17 [3] (0:11.79)	1:04.38 [3] (0:12.35)	0:52.03 [3] (0:12.20)	0:39.83 [5] (0:12.01)	0:27.82 [5] (0:12.64)	0:15.18 [10] (0:15.18)
Average Speed [km/h]	53.9	64.4	61.2	58.5	59.5	60.0	57.0	47.4
Top Speed [km/h]	66.3	66.2	62.9	59.7	60.6	61.0	59.4	53.9
Avg. Dist. to Rail [m]	1.5	1.1	1.2	1.5	1.4	0.3	0.7	1.4
Avg. Stride Freq. [Hz]	2.3	2.4	2.3	2.2	2.2	2.2	2.2	2.1
Avg. Stride Length [m]	6.6	7.5	7.5	7.4	7.5	7.4	7.2	6.4



- [ ] Ranking at each section and finish
- .-.-.- No data available at this section
- NA No data available