



Toowoomba QLD Professional

Race 7: Hannaford Equipment Maiden Plate - 1625m

07 September 2024 - 20:15



Track Rating: Good, Weather: Fine, Rail Position: +2m Entire

Section		Overall	1400m	1200m	1000m	800m	600m	400m	Last 600m				
Field Times		1:39.95 (0:15.33)	1:24.62 (0:11.50)	1:13.12 (0:11.75)	1:01.37 (0:12.43)	0:48.94 (0:12.53)	0:36.41 (0:12.02)	0:24.39 (0:11.90)	0:36.41				
Rank	TAB Horse/Jockey	Barrier	Top Speed [km/h]	Fastest Section									Distance Travelled [m]
1	4 SMOKIN MATCH Justin Huxtable	6	66.7	0:11.49	1:39.95 [1] (0:15.35)	1:24.60 [2] (0:11.49)	1:13.11 [2] (0:11.83)	1:01.28 [2] (0:12.39)	0:48.89 [2] (0:12.48)	0:36.41 [1] (0:12.02)	0:24.39 [1] (0:11.90)	0:36.41	
2	9 LADY BOSSA NOVA Kenji Yoshida	9	65.2	0:11.75	1:40.31 [2] (0:15.33)	1:24.98 [1] (0:11.75)	1:13.23 [3] (0:11.81)	1:01.42 [3] (0:12.34)	0:49.08 [3] (0:12.47)	0:36.61 [3] (0:12.18)	0:24.43 [2] (0:11.85)	0:36.61	+6
3	5 BEAU MONDE Luke Tarrant	3	64.4	0:11.79	1:41.29 [3] (0:15.73)	1:25.56 [4] (0:11.88)	1:13.68 [7] (0:11.79)	1:01.89 [7] (0:12.41)	0:49.48 [7] (0:12.40)	0:37.08 [7] (0:12.22)	0:24.86 [7] (0:12.32)	0:37.08	+5
4	6 CRIMSON ECHO Rob Thorburn	5	67.6	0:11.46	1:41.78 [4] (0:15.80)	1:25.98 [6] (0:11.68)	1:14.30 [5] (0:11.46)	1:02.84 [4] (0:12.46)	0:50.38 [4] (0:12.43)	0:37.95 [4] (0:12.34)	0:25.61 [3] (0:12.50)	0:37.95	+8
5	3 RICH FLEX Michael Murphy	4	65.5	0:11.64	1:42.06 [5] (0:15.65)	1:26.41 [3] (0:11.64)	1:14.77 [4] (0:11.81)	1:02.96 [5] (0:12.36)	0:50.60 [5] (0:12.55)	0:38.05 [5] (0:12.22)	0:25.83 [4] (0:12.47)	0:38.05	-1
6	7 HOT PEACH Shania Willis	8	65.7	0:11.73	1:42.13 [6] (0:15.86)	1:26.27 [7] (0:11.74)	1:14.53 [6] (0:11.73)	1:02.80 [6] (0:12.42)	0:50.38 [6] (0:12.30)	0:38.08 [6] (0:12.24)	0:25.84 [5] (0:12.58)	0:38.08	+11
7	2 OUTTA BEAUTY Karl Zechner	7	68.8	0:11.04	1:43.78 [7] (0:15.79)	1:27.99 [5] (0:11.04)	1:16.95 [1] (0:11.75)	1:05.20 [1] (0:12.43)	0:52.77 [1] (0:12.61)	0:40.16 [2] (0:12.74)	0:27.42 [6] (0:13.14)	0:40.16	+5
8	1 CAPE BOY Nozi Tomizawa	2	66.5	0:11.70	1:44.49 [8] (0:16.34)	1:28.15 [8] (0:11.74)	1:16.41 [8] (0:11.70)	1:04.71 [8] (0:12.35)	0:52.36 [8] (0:12.68)	0:39.68 [8] (0:12.95)	0:26.73 [8] (0:12.72)	0:39.68	-1

Scratched: Belmont Park (#8)

[] Ranking at each section and finish
 -:-:- No data available at this section
 NA No data available

SCN Saddle cloth number
 DNF Did not finish
 DNT Did not track



Toowoomba QLD Professional
Race 7: Hannaford Equipment Maiden Plate - 1625m
07 September 2024 - 20:15



Track Rating: Good, Weather: Fine, Rail Position: +2m Entire

Section				200m				Last 600m	
Field Times				0:12.49 (0:12.49)				0:36.41	
Rank	TAB	Horse/Jockey	Barrier	Top Speed [km/h]	Fastest Section	Margin			Distance Travelled [m]
1	4	SMOKIN MATCH Justin Huxtable	6	66.7 Overall	0:11.49 1400m	0:12.49 [1] (0:12.49)	1:39.95		0:36.41
2	9	LADY BOSSA NOVA Kenji Yoshida	9	65.2 Overall	0:11.75 1400m	0:12.58 [2] (0:12.58)	2L		0:36.61 +6
3	5	BEAU MONDE Luke Tarrant	3	64.4 Overall	0:11.79 1200m	0:12.54 [5] (0:12.54)	7.8L		0:37.08 +5
4	6	CRIMSON ECHO Rob Thorburn	5	67.6 1400m	0:11.46 1200m	0:13.11 [3] (0:13.11)	10.6L		0:37.95 +8
5	3	RICH FLEX Michael Murphy	4	65.5 Overall	0:11.64 1400m	0:13.36 [4] (0:13.36)	12.1L		0:38.05 -1
6	7	HOT PEACH Shania Willis	8	65.7 Overall	0:11.73 1200m	0:13.26 [6] (0:13.26)	12.4L		0:38.08 +11
7	2	OUTTA BEAUTY Karl Zechner	7	68.8 1400m	0:11.04 1400m	0:14.28 [7] (0:14.28)	21.9L		0:40.16 +5
8	1	CAPE BOY Nozi Tomizawa	2	66.5 Overall	0:11.70 1200m	0:14.01 [8] (0:14.01)	25.9L		0:39.68 -1

Scratched: Belmont Park (#8)

[] Ranking at each section and finish
 -:-:- No data available at this section
 NA No data available

SCN Saddle cloth number
 DNF Did not finish
 DNT Did not track



Horse/Jockey Name	Smokin Match
Final Rank	1
Fastest Section Time (Section)	0:11.49 (1400m)
Top Speed [km/h] (Section)	66.7 (Overall)
Race State	Finished



Toowoomba QLD Professional

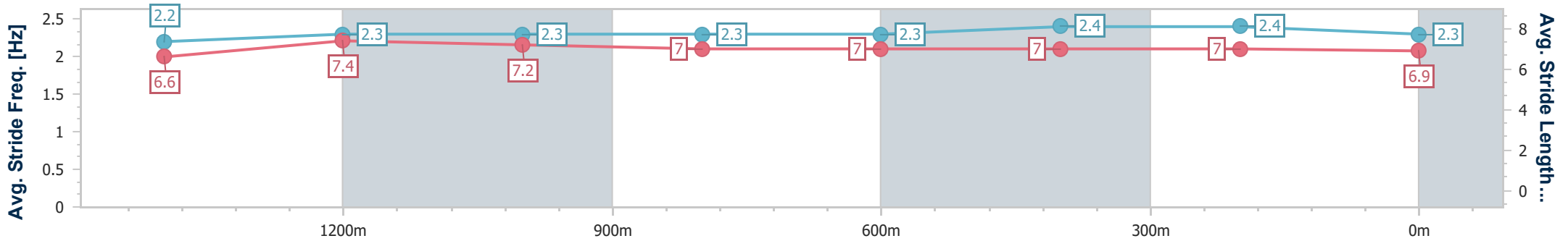
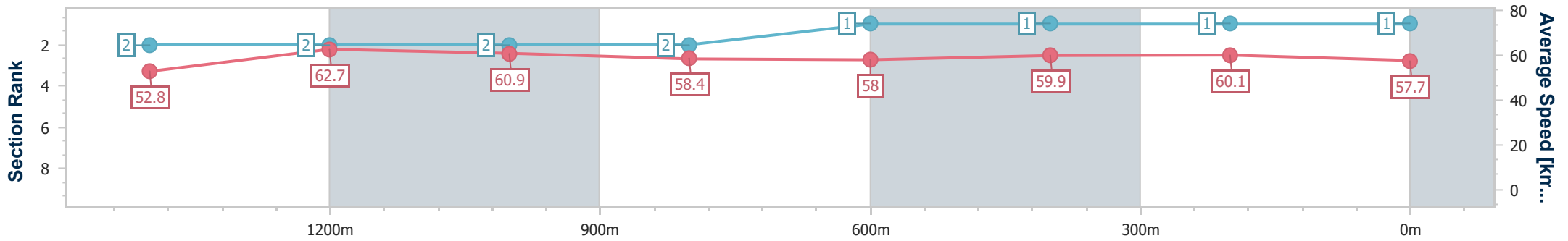
Race 7: Hannaford Equipment Maiden Plate - 1625m

07 September 2024 - 20:15



Track Rating: Good, Weather: Fine, Rail Position: +2m Entire

Section	Overall	1400m	1200m	1000m	800m	600m	400m	200m
Section Times	1:39.95 [1] (0:15.35)	1:24.60 [2] (0:11.49)	1:13.11 [2] (0:11.83)	1:01.28 [2] (0:12.39)	0:48.89 [2] (0:12.48)	0:36.41 [1] (0:12.02)	0:24.39 [1] (0:11.90)	0:12.49 [1] (0:12.49)
Average Speed [km/h]	52.8	62.7	60.9	58.4	58.0	59.9	60.1	57.7
Top Speed [km/h]	66.7	65.8	62.3	58.9	60.2	61.2	62.4	59.0
Avg. Dist. to Rail [m]	4.4	1.0	1.8	1.1	1.3	0.5	1.7	1.2
Avg. Stride Freq. [Hz]	2.2	2.3	2.3	2.3	2.3	2.4	2.4	2.3
Avg. Stride Length [m]	6.6	7.4	7.2	7.0	7.0	7.0	7.0	6.9



- [] Ranking at each section and finish
- .-.- No data available at this section
- NA No data available



Horse/Jockey Name	Lady Bossa Nova
Final Rank	2
Fastest Section Time (Section)	0:11.75 (1400m)
Top Speed [km/h] (Section)	65.2 (Overall)
Race State	Finished



Toowoomba QLD Professional

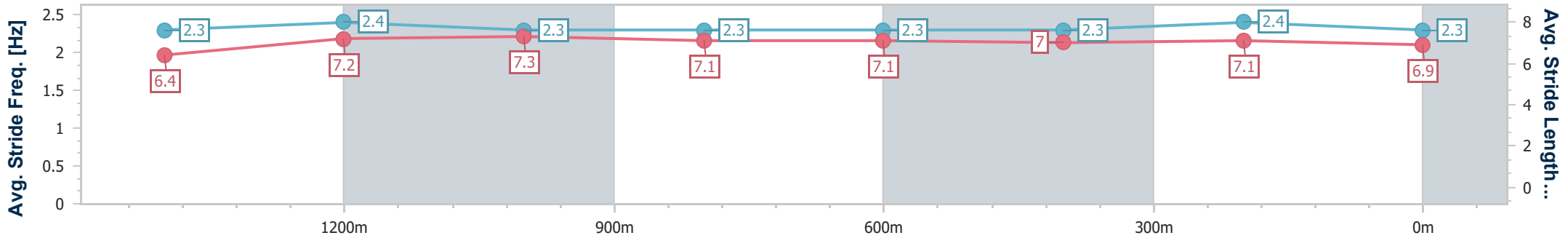
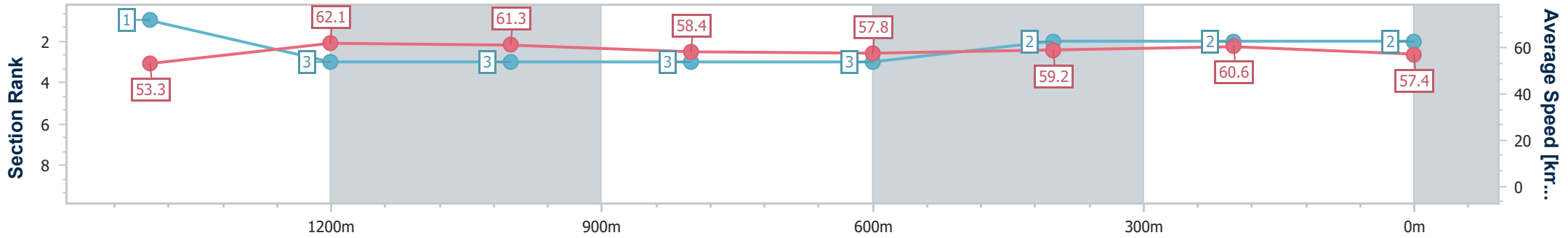
Race 7: Hannaford Equipment Maiden Plate - 1625m

07 September 2024 - 20:15



Track Rating: Good, Weather: Fine, Rail Position: +2m Entire

Section	Overall	1400m	1200m	1000m	800m	600m	400m	200m
Section Times	1:40.31 [2] (0:15.33)	1:24.98 [1] (0:11.75)	1:13.23 [3] (0:11.81)	1:01.42 [3] (0:12.34)	0:49.08 [3] (0:12.47)	0:36.61 [3] (0:12.18)	0:24.43 [2] (0:11.85)	0:12.58 [2] (0:12.58)
Average Speed [km/h]	53.3	62.1	61.3	58.4	57.8	59.2	60.6	57.4
Top Speed [km/h]	65.2	63.2	62.7	59.5	59.8	60.6	61.6	60.1
Avg. Dist. to Rail [m]	8.0	2.3	1.4	1.0	0.4	0.6	0.9	0.4
Avg. Stride Freq. [Hz]	2.3	2.4	2.3	2.3	2.3	2.3	2.4	2.3
Avg. Stride Length [m]	6.4	7.2	7.3	7.1	7.1	7.0	7.1	6.9



- [] Ranking at each section and finish
- .-.- No data available at this section
- NA No data available



Horse/Jockey Name	Beau Monde
Final Rank	3
Fastest Section Time (Section)	0:11.79 (1200m)
Top Speed [km/h] (Section)	64.4 (Overall)
Race State	Finished



Toowoomba QLD Professional

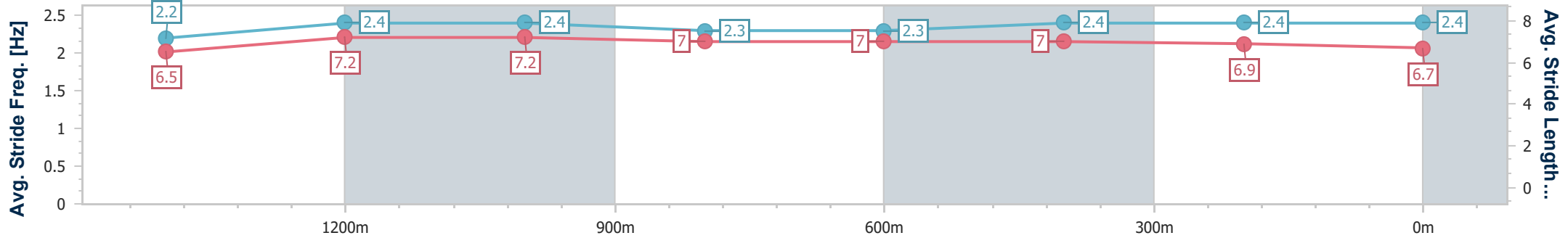
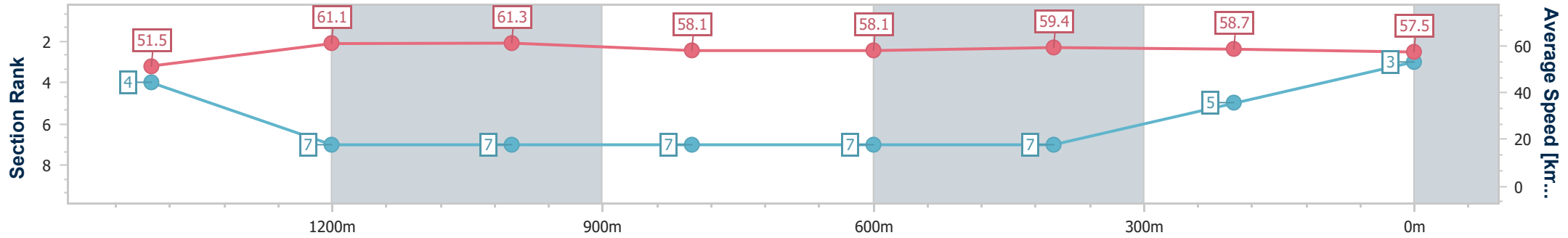
Race 7: Hannaford Equipment Maiden Plate - 1625m

07 September 2024 - 20:15



Track Rating: Good, Weather: Fine, Rail Position: +2m Entire

Section	Overall	1400m	1200m	1000m	800m	600m	400m	200m
Section Times	1:41.29 [3] (0:15.73)	1:25.56 [4] (0:11.88)	1:13.68 [7] (0:11.79)	1:01.89 [7] (0:12.41)	0:49.48 [7] (0:12.40)	0:37.08 [7] (0:12.22)	0:24.86 [7] (0:12.32)	0:12.54 [5] (0:12.54)
Average Speed [km/h]	51.5	61.1	61.3	58.1	58.1	59.4	58.7	57.5
Top Speed [km/h]	64.4	63.4	63.4	59.4	58.5	61.6	60.1	58.2
Avg. Dist. to Rail [m]	2.4	1.3	2.0	0.7	0.4	1.7	2.1	1.6
Avg. Stride Freq. [Hz]	2.2	2.4	2.4	2.3	2.3	2.4	2.4	2.4
Avg. Stride Length [m]	6.5	7.2	7.2	7.0	7.0	7.0	6.9	6.7



- [] Ranking at each section and finish
- .-.- No data available at this section
- NA No data available



Horse/Jockey Name	Crimson Echo
Final Rank	4
Fastest Section Time (Section)	0:11.46 (1200m)
Top Speed [km/h] (Section)	67.6 (1400m)
Race State	Finished



Toowoomba QLD Professional

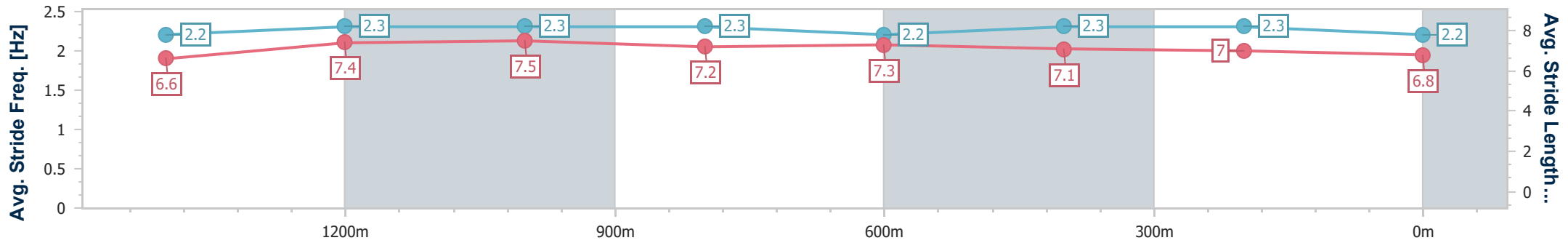
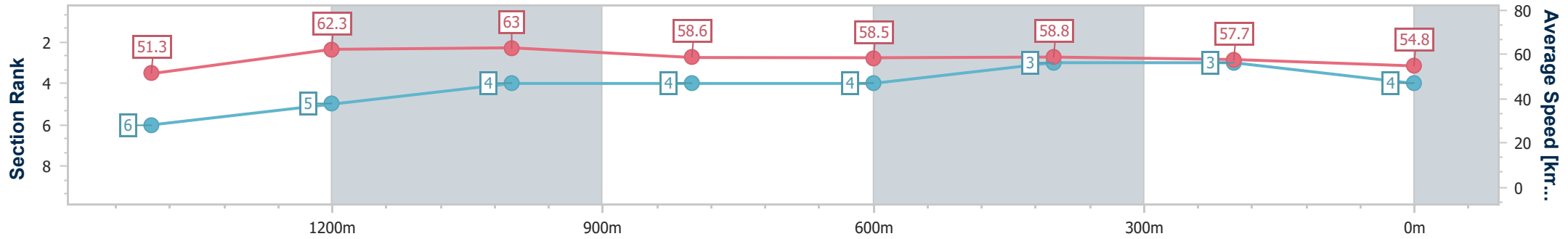
Race 7: Hannaford Equipment Maiden Plate - 1625m

07 September 2024 - 20:15



Track Rating: Good, Weather: Fine, Rail Position: +2m Entire

Section	Overall	1400m	1200m	1000m	800m	600m	400m	200m				
Section Times	1:41.78 [4] (0:15.80)	1:25.98 [6] (0:11.68)	1:14.30 [5] (0:11.46)	1:02.84 [4] (0:12.46)	0:50.38 [4] (0:12.43)	0:37.95 [4] (0:12.34)	0:25.61 [3] (0:12.50)	0:13.11 [3]				
Average Speed [km/h]	51.3	62.3	63.0	58.6	58.5	58.8	57.7	54.8				
Top Speed [km/h]	66.9	67.6	65.6	59.8	59.1	60.1	59.1	56.7				
Avg. Dist. to Rail [m]	4.0	1.7	4.0	3.9	2.3	1.5	0.8	0.9				
Avg. Stride Freq. [Hz]	2.2	2.3	2.3	2.3	2.2	2.3	2.3	2.2				
Avg. Stride Length [m]	6.6	7.4	7.5	7.2	7.3	7.1	7.0	6.8				



- [] Ranking at each section and finish
- .-.- No data available at this section
- NA No data available



Horse/Jockey Name	Rich Flex
Final Rank	5
Fastest Section Time (Section)	0:11.64 (1400m)
Top Speed [km/h] (Section)	65.5 (Overall)
Race State	Finished



Toowoomba QLD Professional

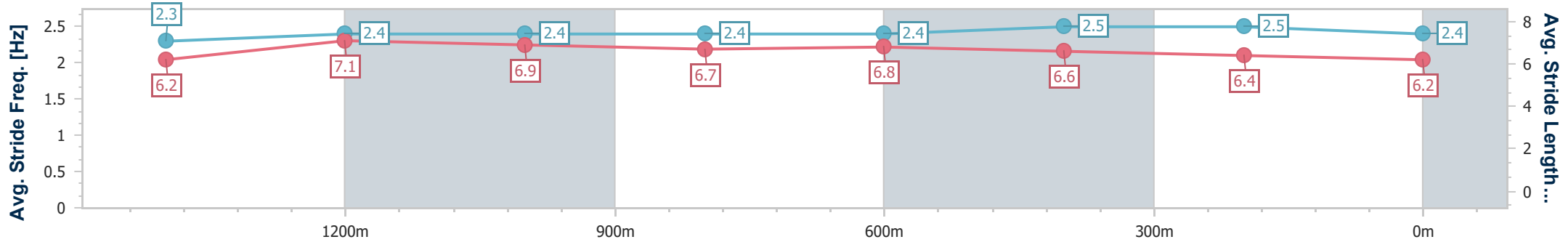
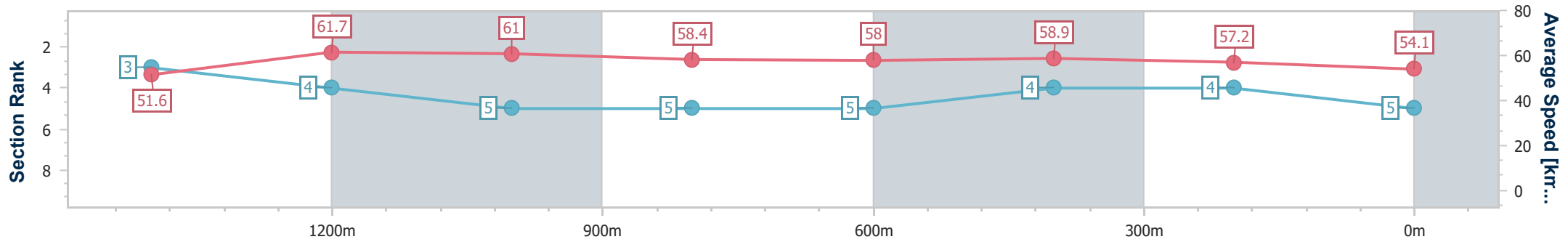
Race 7: Hannaford Equipment Maiden Plate - 1625m

07 September 2024 - 20:15



Track Rating: Good, Weather: Fine, Rail Position: +2m Entire

Section	Overall	1400m	1200m	1000m	800m	600m	400m	200m
Section Times	1:42.06 [5] (0:15.65)	1:26.41 [3] (0:11.64)	1:14.77 [4] (0:11.81)	1:02.96 [5] (0:12.36)	0:50.60 [5] (0:12.55)	0:38.05 [5] (0:12.22)	0:25.83 [4] (0:12.47)	0:13.36 [4] (0:13.36)
Average Speed [km/h]	51.6	61.7	61.0	58.4	58.0	58.9	57.2	54.1
Top Speed [km/h]	65.5	63.5	62.5	59.7	59.5	60.2	58.3	56.4
Avg. Dist. to Rail [m]	2.9	1.2	1.3	1.0	1.6	1.0	2.0	1.9
Avg. Stride Freq. [Hz]	2.3	2.4	2.4	2.4	2.4	2.5	2.5	2.4
Avg. Stride Length [m]	6.2	7.1	6.9	6.7	6.8	6.6	6.4	6.2



- [] Ranking at each section and finish
- .-.- No data available at this section
- NA No data available



Horse/Jockey Name	Hot Peach
Final Rank	6
Fastest Section Time (Section)	0:11.73 (1200m)
Top Speed [km/h] (Section)	65.7 (Overall)
Race State	Finished



Toowoomba QLD Professional

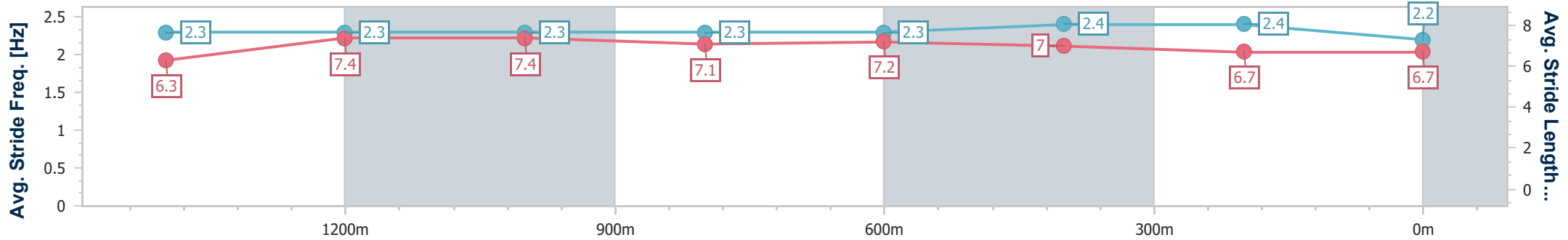
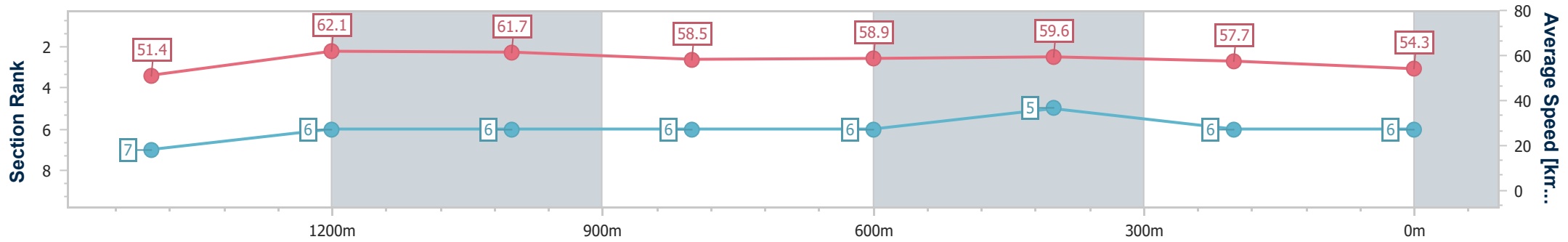
Race 7: Hannaford Equipment Maiden Plate - 1625m

07 September 2024 - 20:15



Track Rating: Good, Weather: Fine, Rail Position: +2m Entire

Section	Overall	1400m	1200m	1000m	800m	600m	400m	200m
Section Times	1:42.13 [6] (0:15.86)	1:26.27 [7] (0:11.74)	1:14.53 [6] (0:11.73)	1:02.80 [6] (0:12.42)	0:50.38 [6] (0:12.30)	0:38.08 [6] (0:12.24)	0:25.84 [5] (0:12.58)	0:13.26 [6] (0:13.26)
Average Speed [km/h]	51.4	62.1	61.7	58.5	58.9	59.6	57.7	54.3
Top Speed [km/h]	65.7	65.4	64.0	59.4	60.5	60.6	58.9	55.8
Avg. Dist. to Rail [m]	5.6	2.2	3.0	3.1	1.5	2.3	2.9	1.4
Avg. Stride Freq. [Hz]	2.3	2.3	2.3	2.3	2.3	2.4	2.4	2.2
Avg. Stride Length [m]	6.3	7.4	7.4	7.1	7.2	7.0	6.7	6.7



- [] Ranking at each section and finish
- .-.- No data available at this section
- NA No data available



Horse/Jockey Name	Outta Beauty
Final Rank	7
Fastest Section Time (Section)	0:11.04 (1400m)
Top Speed [km/h] (Section)	68.8 (1400m)
Race State	Finished



Toowoomba QLD Professional

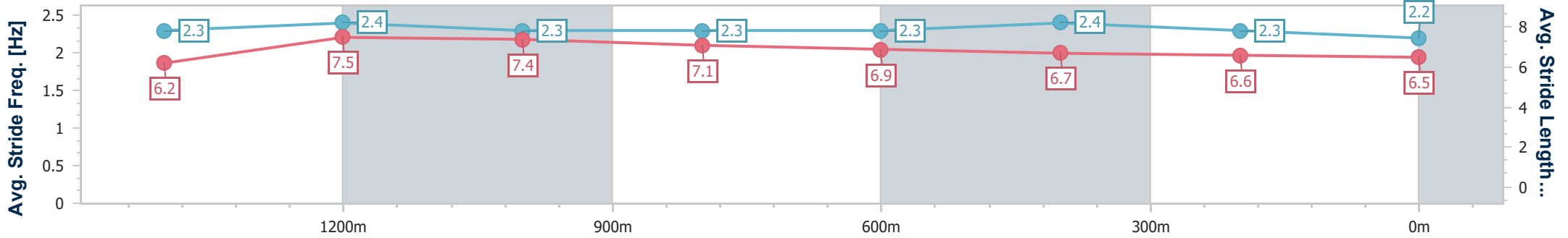
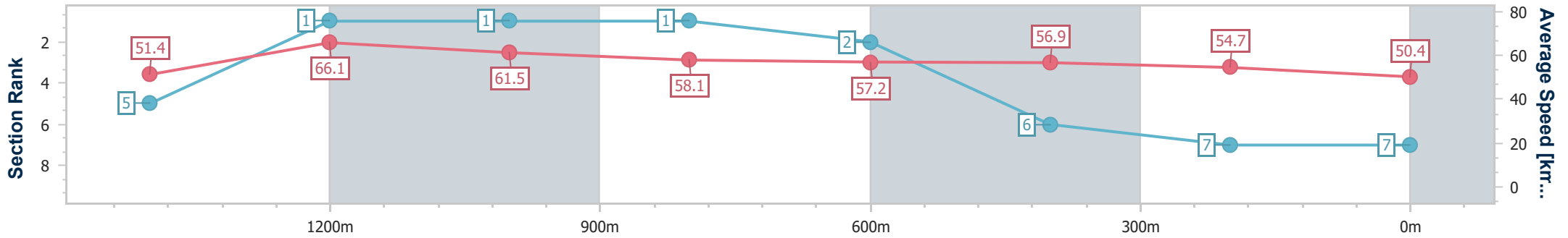
Race 7: Hannaford Equipment Maiden Plate - 1625m

07 September 2024 - 20:15



Track Rating: Good, Weather: Fine, Rail Position: +2m Entire

Section	Overall	1400m	1200m	1000m	800m	600m	400m	200m
Section Times	1:43.78 [7] (0:15.79)	1:27.99 [5] (0:11.04)	1:16.95 [1] (0:11.75)	1:05.20 [1] (0:12.43)	0:52.77 [1] (0:12.61)	0:40.16 [2] (0:12.74)	0:27.42 [6] (0:13.14)	0:14.28 [7] (0:14.28)
Average Speed [km/h]	51.4	66.1	61.5	58.1	57.2	56.9	54.7	50.4
Top Speed [km/h]	68.6	68.8	63.2	59.7	60.1	59.6	56.0	54.2
Avg. Dist. to Rail [m]	4.6	2.1	2.4	0.9	1.2	1.4	0.7	1.7
Avg. Stride Freq. [Hz]	2.3	2.4	2.3	2.3	2.3	2.4	2.3	2.2
Avg. Stride Length [m]	6.2	7.5	7.4	7.1	6.9	6.7	6.6	6.5



- [] Ranking at each section and finish
- .-.-.- No data available at this section
- NA No data available



Horse/Jockey Name	Cape Boy
Final Rank	8
Fastest Section Time (Section)	0:11.70 (1200m)
Top Speed [km/h] (Section)	66.5 (Overall)
Race State	Finished



Toowoomba QLD Professional

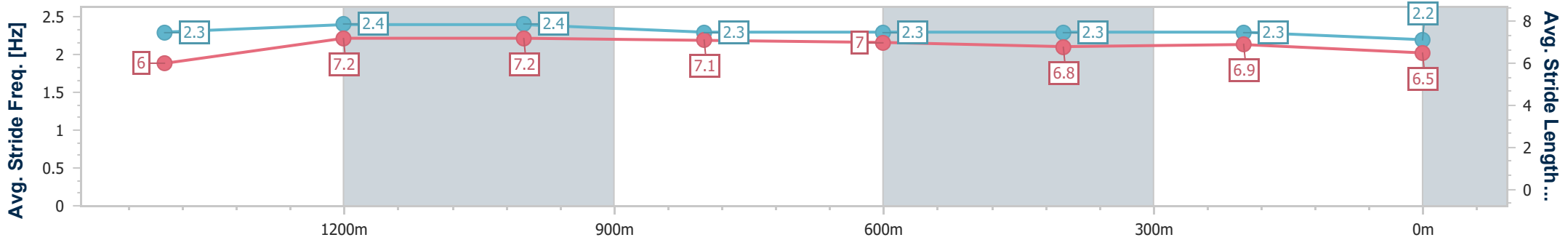
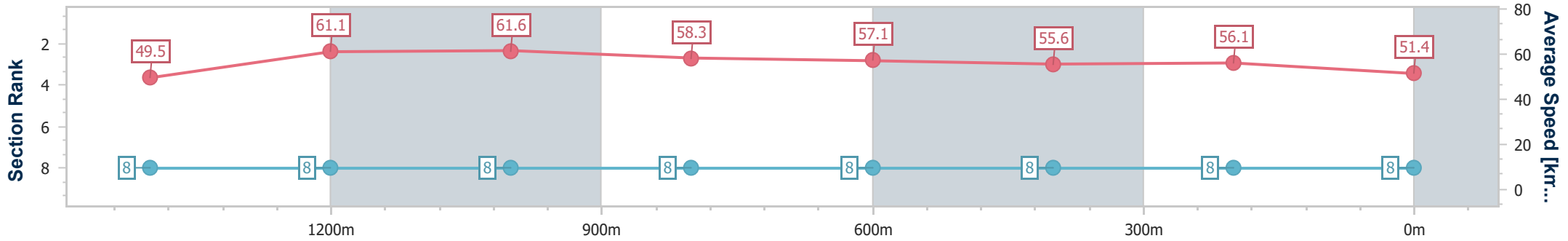
Race 7: Hannaford Equipment Maiden Plate - 1625m

07 September 2024 - 20:15



Track Rating: Good, Weather: Fine, Rail Position: +2m Entire

Section	Overall	1400m	1200m	1000m	800m	600m	400m	200m
Section Times	1:44.49 [8] (0:16.34)	1:28.15 [8] (0:11.74)	1:16.41 [8] (0:11.70)	1:04.71 [8] (0:12.35)	0:52.36 [8] (0:12.68)	0:39.68 [8] (0:12.95)	0:26.73 [8] (0:12.72)	0:14.01 [8] (0:14.01)
Average Speed [km/h]	49.5	61.1	61.6	58.3	57.1	55.6	56.1	51.4
Top Speed [km/h]	66.5	65.0	62.8	59.9	57.7	57.3	57.6	55.1
Avg. Dist. to Rail [m]	3.1	1.1	0.5	0.4	1.6	0.5	1.8	2.0
Avg. Stride Freq. [Hz]	2.3	2.4	2.4	2.3	2.3	2.3	2.3	2.2
Avg. Stride Length [m]	6.0	7.2	7.2	7.1	7.0	6.8	6.9	6.5



- [] Ranking at each section and finish
- .-.- No data available at this section
- NA No data available