



# Toowoomba QLD Professional

## Race 4: WILLMOT ACCOUNTING BENCHMARK 58 Handicap - 1625m

07 September 2024 - 18:39



Track Rating: Good, Weather: Fine, Rail Position: +2m Entire

Section	Field Times													
Overall	1400m	1200m	1000m	800m	600m	400m	Last 600m							
1:41.84 (0:15.19)	1:26.65 (0:12.07)	1:14.58 (0:12.79)	1:01.79 (0:13.40)	0:48.39 (0:13.19)	0:35.20 (0:11.62)	0:23.58 (0:11.66)	0:35.20							
Rank	TAB	Horse/Jockey	Barrier	Top Speed [km/h]	Fastest Section								Distance Travelled [m]	
1	2	SKATER Jasper Franklin	6	66.5 Overall	0:11.58 600m	1:41.84 [1] (0:15.19)	1:26.65 [1] (0:12.07)	1:14.58 [1] (0:12.79)	1:01.79 [1] (0:13.40)	0:48.39 [1] (0:13.23)	0:35.16 [2] (0:11.58)	0:23.58 [1] (0:11.66)	0:35.16	
2	8	GOING TO THE SUN Madeleine Wishart	10	65.9 1400m	0:11.40 400m	1:41.93 [2] (0:15.84)	1:26.09 [6] (0:12.09)	1:14.00 [6] (0:12.83)	1:01.17 [6] (0:13.31)	0:47.86 [7] (0:13.30)	0:34.56 [7] (0:11.60)	0:22.96 [7] (0:11.40)	0:34.56	+3
3	1	IT'SMEMARIO Landan Sykes	4	66.6 Overall	0:11.43 400m	1:41.95 [3] (0:15.82)	1:26.13 [4] (0:11.85)	1:14.28 [5] (0:12.74)	1:01.54 [5] (0:13.47)	0:48.07 [5] (0:13.25)	0:34.82 [6] (0:11.79)	0:23.03 [6] (0:11.43)	0:34.82	+6
4	5	MILAGRO Justin Huxtable	8	64.9 Overall	0:11.48 400m	1:42.02 [4] (0:16.01)	1:26.01 [7] (0:12.02)	1:13.99 [7] (0:12.75)	1:01.24 [7] (0:13.26)	0:47.98 [6] (0:13.06)	0:34.92 [5] (0:11.60)	0:23.32 [4] (0:11.48)	0:34.92	+5
5	6	ZOU ZOUAMORE Nozi Tomizawa	2	67.9 Overall	0:11.60 400m	1:42.04 [5] (0:15.68)	1:26.36 [3] (0:11.90)	1:14.46 [4] (0:12.82)	1:01.64 [4] (0:13.38)	0:48.26 [4] (0:12.93)	0:35.33 [3] (0:11.66)	0:23.67 [2] (0:11.60)	0:35.33	+4
6	4	DUMA Luke Tarrant	7	64.6 1400m	0:11.55 400m	1:42.31 [6] (0:16.60)	1:25.71 [8] (0:11.57)	1:14.14 [8] (0:12.87)	1:01.27 [8] (0:13.24)	0:48.03 [8] (0:13.17)	0:34.86 [8] (0:11.69)	0:23.17 [8] (0:11.55)	0:34.86	+3
7	10	FORCE ME Georgina Cartwright	3	64.3 Overall	0:11.71 400m	1:42.32 [7] (0:15.48)	1:26.84 [2] (0:11.85)	1:14.99 [2] (0:12.73)	1:02.26 [2] (0:13.41)	0:48.85 [2] (0:13.17)	0:35.68 [1] (0:11.93)	0:23.75 [3] (0:11.71)	0:35.68	+0
8	7	DUCHESS BREE Nathan Evans	5	65.1 400m	0:11.21 400m	1:42.59 [8] (0:16.74)	1:25.85 [9] (0:11.74)	1:14.11 [9] (0:12.92)	1:01.19 [9] (0:13.32)	0:47.87 [9] (0:13.13)	0:34.74 [9] (0:11.56)	0:23.18 [9] (0:11.21)	0:34.74	-4
9	9	WORLD ATLAS Shania Willis	1	65.7 Overall	0:11.68 1400m	1:43.70 [9] (0:15.84)	1:27.86 [5] (0:11.68)	1:16.18 [3] (0:12.87)	1:03.31 [3] (0:13.32)	0:49.99 [3] (0:13.29)	0:36.70 [4] (0:11.86)	0:24.84 [5] (0:11.77)	0:36.70	-2

Scratched: One Reason (#3)

[ ] Ranking at each section and finish  
 -:-:- No data available at this section  
 NA No data available

SCN Saddle cloth number  
 DNF Did not finish  
 DNT Did not track



# Toowoomba QLD Professional

## Race 4: WILLMOT ACCOUNTING BENCHMARK 58 Handicap - 1625m

07 September 2024 - 18:39



Track Rating: Good, Weather: Fine, Rail Position: +2m Entire

Section				200m				Last 600m	
Field Times				0:11.92 (0:11.92)				0:35.20	
Rank	TAB	Horse/Jockey	Barrier	Top Speed [km/h]	Fastest Section	Margin			Distance Travelled [m]
1	2	SKATER Jasper Franklin	6	66.5 Overall	0:11.58 600m	0:11.92 [1] (0:11.92)	1:41.84		0:35.16
2	8	GOING TO THE SUN Madeleine Wishart	10	65.9 1400m	0:11.40 400m	0:11.56 [6] (0:11.56)	0.5L		0:34.56 +3
3	1	IT'SMEMARIO Landan Sykes	4	66.6 Overall	0:11.43 400m	0:11.60 [5] (0:11.60)	0.6L		0:34.82 +6
4	5	MILAGRO Justin Huxtable	8	64.9 Overall	0:11.48 400m	0:11.84 [3] (0:11.84)	1L		0:34.92 +5
5	6	ZOU ZOUAMORE Nozi Tomizawa	2	67.9 Overall	0:11.60 400m	0:12.07 [2] (0:12.07)	1.1L		0:35.33 +4
6	4	DUMA Luke Tarrant	7	64.6 1400m	0:11.55 400m	0:11.62 [9] (0:11.62)	2.6L		0:34.86 +3
7	10	FORCE ME Georgina Cartwright	3	64.3 Overall	0:11.71 400m	0:12.04 [4] (0:12.04)	2.7L		0:35.68 +0
8	7	DUCHESS BREE Nathan Evans	5	65.1 400m	0:11.21 400m	0:11.97 [7] (0:11.97)	4.2L		0:34.74 -4
9	9	WORLD ATLAS Shania Willis	1	65.7 Overall	0:11.68 1400m	0:13.07 [8] (0:13.07)	10.7L		0:36.70 -2

Scratched: One Reason (#3)

[ ] Ranking at each section and finish  
 -:-:- No data available at this section  
 NA No data available

SCN Saddle cloth number  
 DNF Did not finish  
 DNT Did not track



Horse/Jockey Name	Skater
Final Rank	1
Fastest Section Time (Section)	0:11.58 (600m)
Top Speed [km/h] (Section)	66.5 (Overall)
Race State	Finished



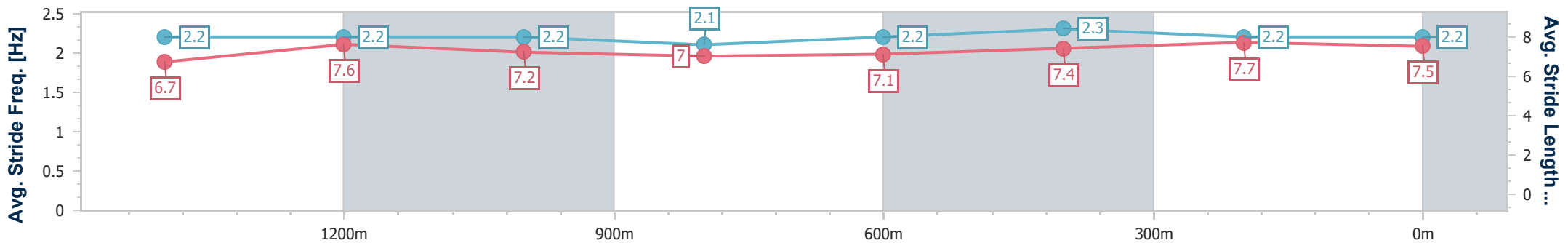
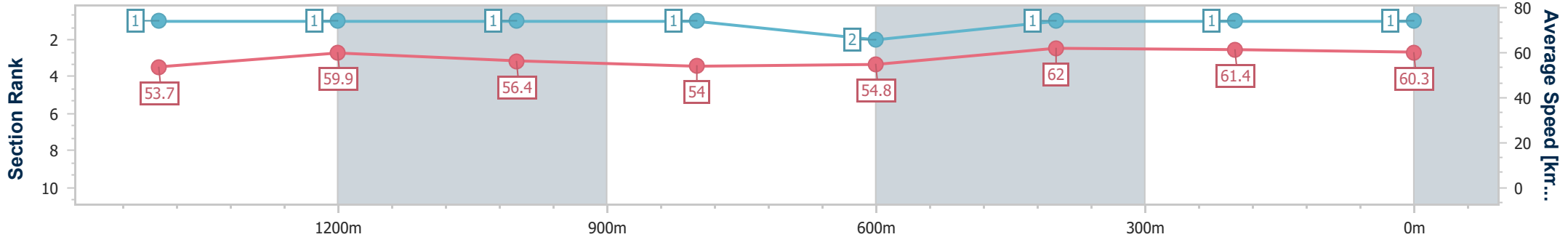
Toowoomba QLD Professional  
Race 4: WILLMOT ACCOUNTING BENCHMARK 58 Handicap - 1625m



07 September 2024 - 18:39

Track Rating: Good, Weather: Fine, Rail Position: +2m Entire

Section	Overall	1400m	1200m	1000m	800m	600m	400m	200m
Section Times	1:41.84 [1] (0:15.19)	1:26.65 [1] (0:12.07)	1:14.58 [1] (0:12.79)	1:01.79 [1] (0:13.40)	0:48.39 [1] (0:13.23)	0:35.16 [2] (0:11.58)	0:23.58 [1] (0:11.66)	0:11.92 [1] (0:11.92)
Average Speed [km/h]	53.7	59.9	56.4	54.0	54.8	62.0	61.4	60.3
Top Speed [km/h]	66.5	66.3	58.7	55.5	60.2	63.3	62.7	60.9
Avg. Dist. to Rail [m]	6.2	1.0	1.3	1.3	1.3	0.6	1.9	2.3
Avg. Stride Freq. [Hz]	2.2	2.2	2.2	2.1	2.2	2.3	2.2	2.2
Avg. Stride Length [m]	6.7	7.6	7.2	7.0	7.1	7.4	7.7	7.5



- [ ] Ranking at each section and finish
- .-.-.- No data available at this section
- NA No data available



Horse/Jockey Name	Going To The Sun
Final Rank	2
Fastest Section Time (Section)	0:11.40 (400m)
Top Speed [km/h] (Section)	65.9 (1400m)
Race State	Finished



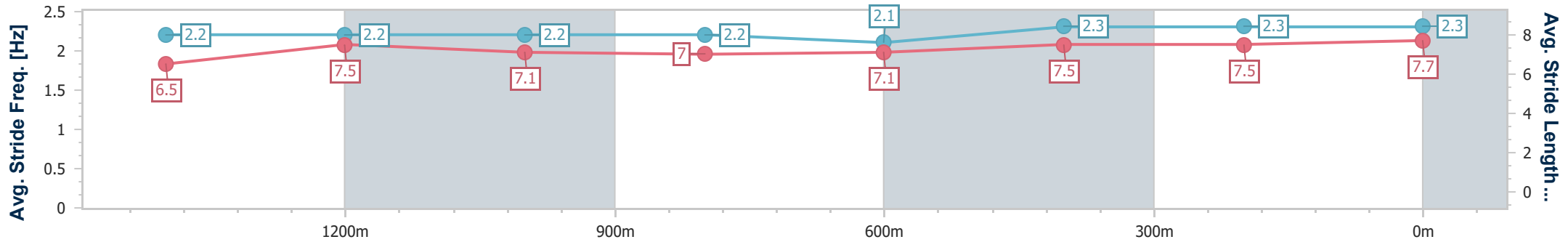
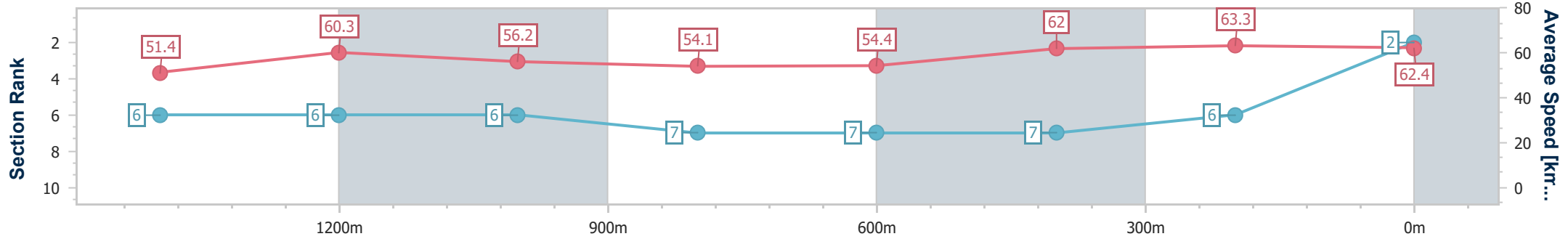
Toowoomba QLD Professional  
Race 4: WILLMOT ACCOUNTING BENCHMARK 58 Handicap - 1625m



07 September 2024 - 18:39

Track Rating: Good, Weather: Fine, Rail Position: +2m Entire

Section	Overall	1400m	1200m	1000m	800m	600m	400m	200m					
Section Times	1:41.93 [2] (0:15.84)	1:26.09 [6] (0:12.09)	1:14.00 [6] (0:12.83)	1:01.17 [6] (0:13.31)	0:47.86 [7] (0:13.30)	0:34.56 [7] (0:11.60)	0:22.96 [7] (0:11.40)	0:11.56 [6] (0:11.56)					
Average Speed [km/h]	51.4	60.3	56.2	54.1	54.4	62.0	63.3	62.4					
Top Speed [km/h]	64.8	65.9	58.7	54.8	59.3	64.2	64.1	63.1					
Avg. Dist. to Rail [m]	7.0	1.7	1.0	0.4	0.8	0.4	1.1	0.7					
Avg. Stride Freq. [Hz]	2.2	2.2	2.2	2.2	2.1	2.3	2.3	2.3					
Avg. Stride Length [m]	6.5	7.5	7.1	7.0	7.1	7.5	7.5	7.7					



- [ ] Ranking at each section and finish
- .-.- No data available at this section
- NA No data available



Horse/Jockey Name	It'smemario
Final Rank	3
Fastest Section Time (Section)	0:11.43 (400m)
Top Speed [km/h] (Section)	66.6 (Overall)
Race State	Finished



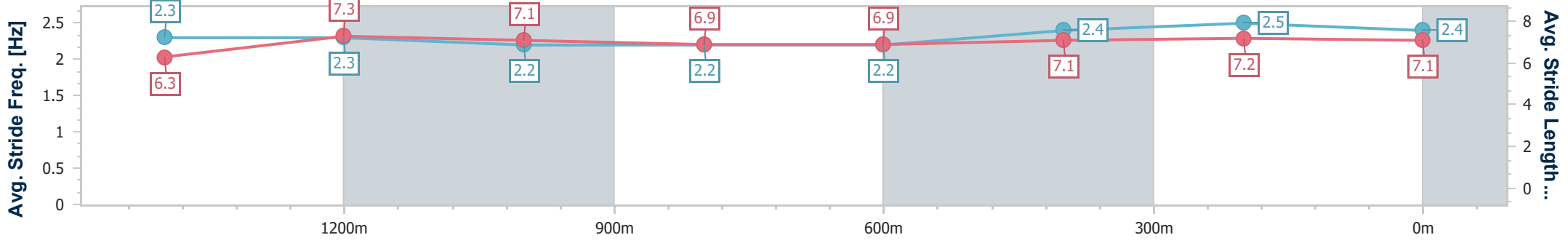
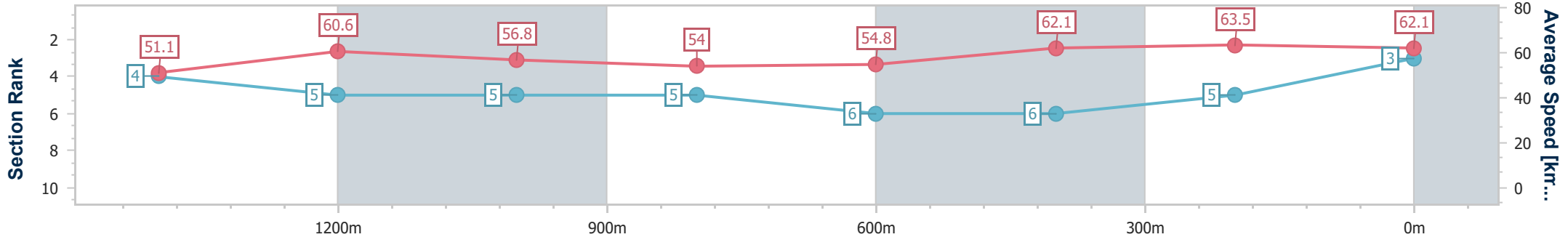
Toowoomba QLD Professional  
Race 4: WILLMOT ACCOUNTING BENCHMARK 58 Handicap - 1625m



07 September 2024 - 18:39

Track Rating: Good, Weather: Fine, Rail Position: +2m Entire

Section	Overall	1400m	1200m	1000m	800m	600m	400m	200m					
Section Times	1:41.95 [3] (0:15.82)	1:26.13 [4] (0:11.85)	1:14.28 [5] (0:12.74)	1:01.54 [5] (0:13.47)	0:48.07 [5] (0:13.25)	0:34.82 [6] (0:11.79)	0:23.03 [6] (0:11.43)	0:11.60 [5] (0:11.60)					
Average Speed [km/h]	51.1	60.6	56.8	54.0	54.8	62.1	63.5	62.1					
Top Speed [km/h]	66.6	64.9	58.8	55.3	58.8	63.9	64.6	62.9					
Avg. Dist. to Rail [m]	2.6	0.8	2.5	2.8	3.3	2.9	3.2	5.0					
Avg. Stride Freq. [Hz]	2.3	2.3	2.2	2.2	2.2	2.4	2.5	2.4					
Avg. Stride Length [m]	6.3	7.3	7.1	6.9	6.9	7.1	7.2	7.1					



- [ ] Ranking at each section and finish
- .-.- No data available at this section
- NA No data available



Horse/Jockey Name	Milagro
Final Rank	4
Fastest Section Time (Section)	0:11.48 (400m)
Top Speed [km/h] (Section)	64.9 (Overall)
Race State	Finished



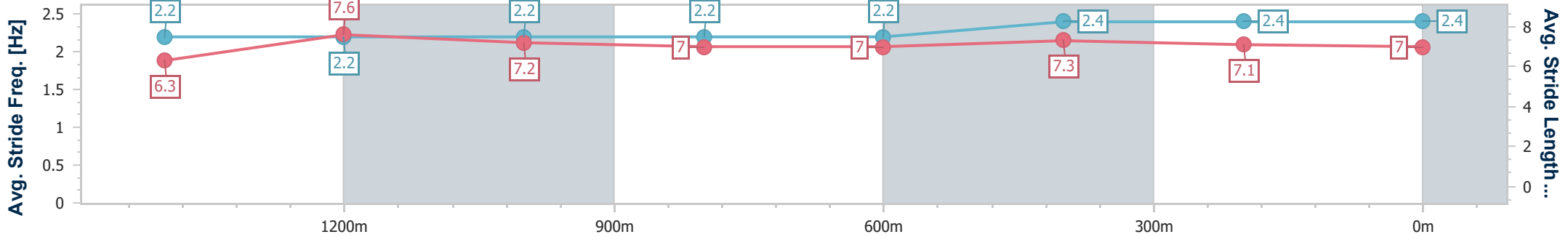
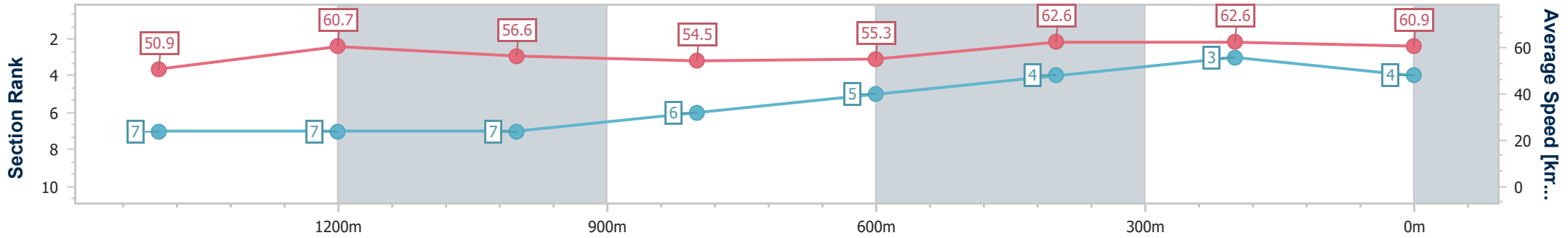
Toowoomba QLD Professional  
Race 4: WILLMOT ACCOUNTING BENCHMARK 58 Handicap - 1625m



07 September 2024 - 18:39

Track Rating: Good, Weather: Fine, Rail Position: +2m Entire

Section	Overall	1400m	1200m	1000m	800m	600m	400m	200m
Section Times	1:42.02 [4] (0:16.01)	1:26.01 [7] (0:12.02)	1:13.99 [7] (0:12.75)	1:01.24 [7] (0:13.26)	0:47.98 [6] (0:13.06)	0:34.92 [5] (0:11.60)	0:23.32 [4] (0:11.48)	0:11.84 [3] (0:11.84)
Average Speed [km/h]	50.9	60.7	56.6	54.5	55.3	62.6	62.6	60.9
Top Speed [km/h]	64.9	63.1	58.3	55.3	60.9	63.7	64.0	62.3
Avg. Dist. to Rail [m]	5.3	2.3	1.3	0.9	1.5	1.3	0.5	0.9
Avg. Stride Freq. [Hz]	2.2	2.2	2.2	2.2	2.2	2.4	2.4	2.4
Avg. Stride Length [m]	6.3	7.6	7.2	7.0	7.0	7.3	7.1	7.0



- [ ] Ranking at each section and finish
- .-.- No data available at this section
- NA No data available



Horse/Jockey Name	Zou Zouamore
Final Rank	5
Fastest Section Time (Section)	0:11.60 (400m)
Top Speed [km/h] (Section)	67.9 (Overall)
Race State	Finished



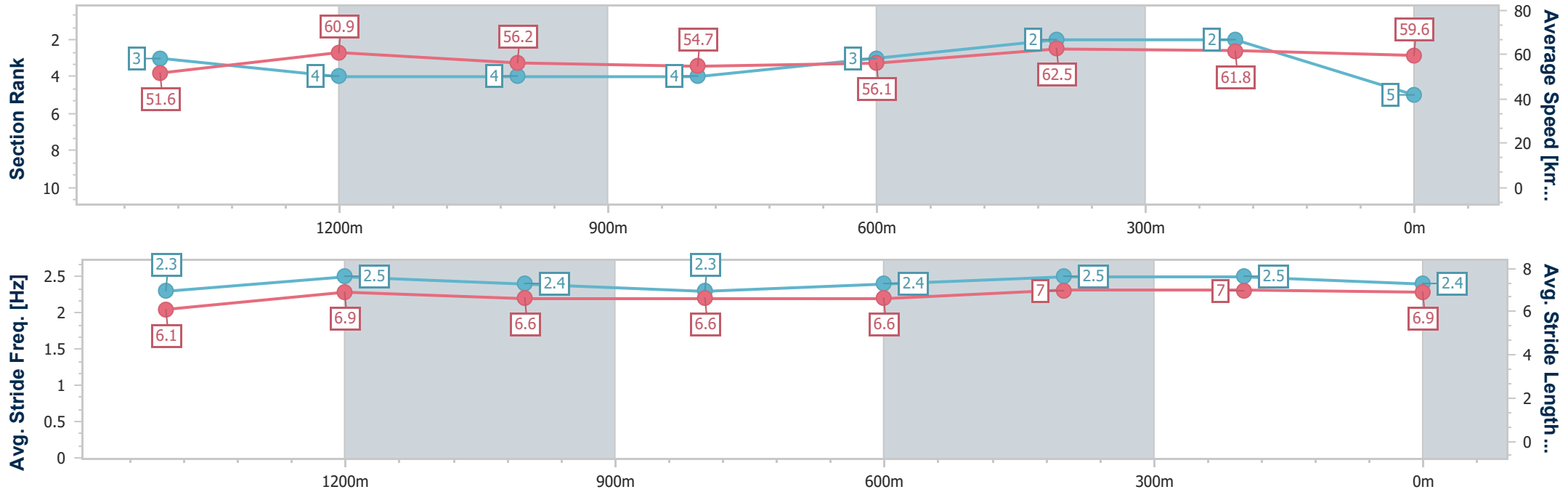
Toowoomba QLD Professional  
Race 4: WILLMOT ACCOUNTING BENCHMARK 58 Handicap - 1625m



07 September 2024 - 18:39

Track Rating: Good, Weather: Fine, Rail Position: +2m Entire

Section	Overall	1400m	1200m	1000m	800m	600m	400m	200m					
Section Times	1:42.04 [5] (0:15.68)	1:26.36 [3] (0:11.90)	1:14.46 [4] (0:12.82)	1:01.64 [4] (0:13.38)	0:48.26 [4] (0:12.93)	0:35.33 [3] (0:11.66)	0:23.67 [2] (0:11.60)	0:12.07 [2] (0:12.07)					
Average Speed [km/h]	51.6	60.9	56.2	54.7	56.1	62.5	61.8	59.6					
Top Speed [km/h]	67.9	66.6	58.1	56.2	62.3	64.8	63.5	61.3					
Avg. Dist. to Rail [m]	2.4	1.7	3.1	3.8	3.2	2.1	1.0	1.0					
Avg. Stride Freq. [Hz]	2.3	2.5	2.4	2.3	2.4	2.5	2.5	2.4					
Avg. Stride Length [m]	6.1	6.9	6.6	6.6	6.6	7.0	7.0	6.9					



- [ ] Ranking at each section and finish
- .-.- No data available at this section
- NA No data available



Horse/Jockey Name	Duma
Final Rank	6
Fastest Section Time (Section)	0:11.55 (400m)
Top Speed [km/h] (Section)	64.6 (1400m)
Race State	Finished



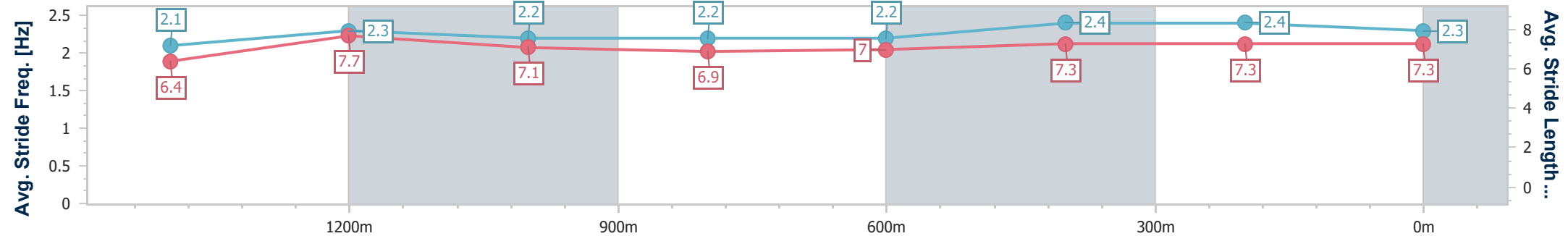
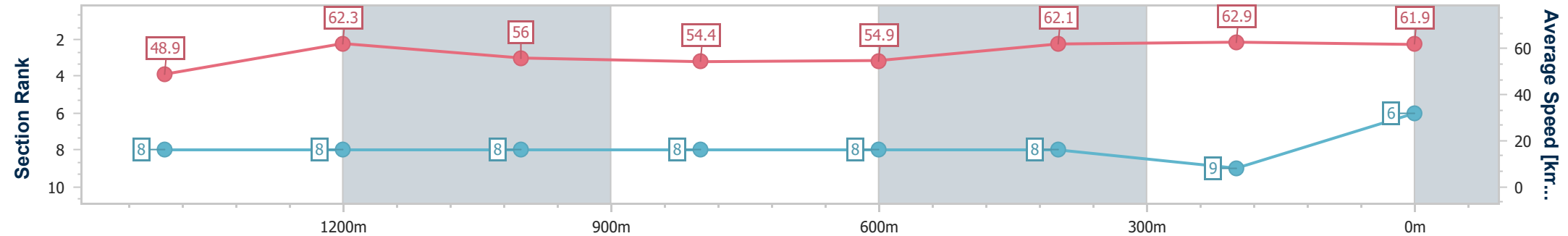
Toowoomba QLD Professional  
Race 4: WILLMOT ACCOUNTING BENCHMARK 58 Handicap - 1625m



07 September 2024 - 18:39

Track Rating: Good, Weather: Fine, Rail Position: +2m Entire

Section	Overall	1400m	1200m	1000m	800m	600m	400m	200m						
Section Times	1:42.31 [6] (0:16.60)	1:25.71 [8] (0:11.57)	1:14.14 [8] (0:12.87)	1:01.27 [8] (0:13.24)	0:48.03 [8] (0:13.17)	0:34.86 [8] (0:11.69)	0:23.17 [8] (0:11.55)	0:11.62 [9] (0:11.62)						
Average Speed [km/h]	48.9	62.3	56.0	54.4	54.9	62.1	62.9	61.9						
Top Speed [km/h]	64.6	64.6	58.1	55.1	58.8	64.3	63.9	64.0						
Avg. Dist. to Rail [m]	5.3	0.8	1.6	0.9	1.1	1.1	2.5	5.0						
Avg. Stride Freq. [Hz]	2.1	2.3	2.2	2.2	2.2	2.4	2.4	2.3						
Avg. Stride Length [m]	6.4	7.7	7.1	6.9	7.0	7.3	7.3	7.3						



- [ ] Ranking at each section and finish
- .-.- No data available at this section
- NA No data available





Horse/Jockey Name	Force Me
Final Rank	7
Fastest Section Time (Section)	0:11.71 (400m)
Top Speed [km/h] (Section)	64.3 (Overall)
Race State	Finished



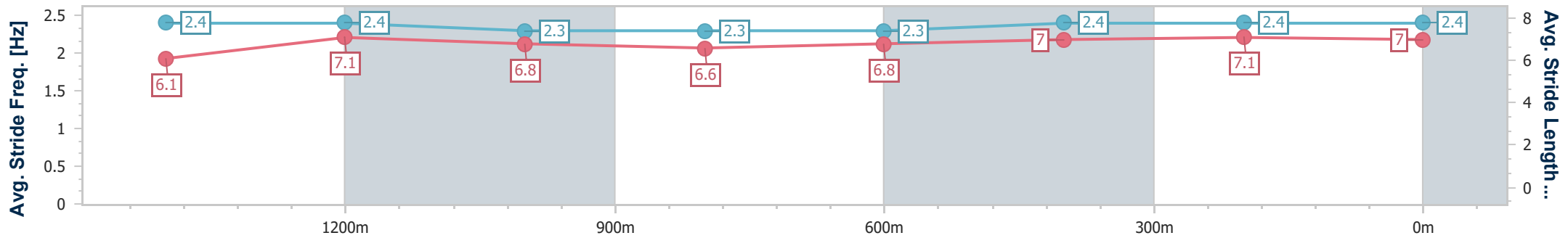
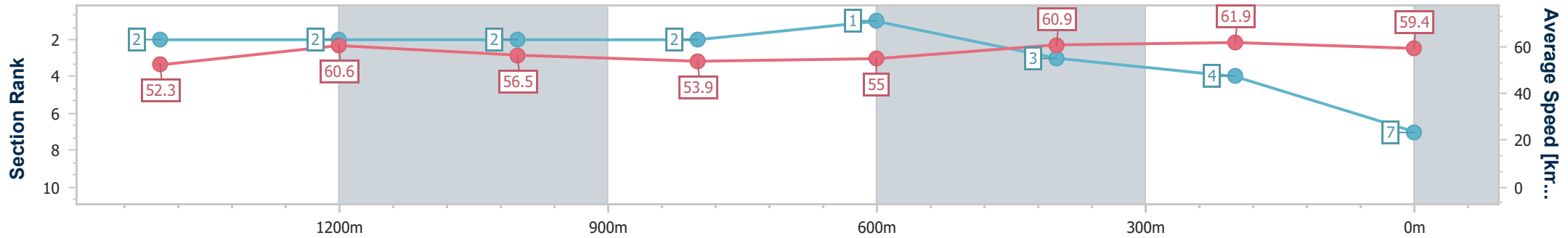
Toowoomba QLD Professional  
Race 4: WILLMOT ACCOUNTING BENCHMARK 58 Handicap - 1625m



07 September 2024 - 18:39

Track Rating: Good, Weather: Fine, Rail Position: +2m Entire

Section	Overall	1400m	1200m	1000m	800m	600m	400m	200m
Section Times	1:42.32 [7] (0:15.48)	1:26.84 [2] (0:11.85)	1:14.99 [2] (0:12.73)	1:02.26 [2] (0:13.41)	0:48.85 [2] (0:13.17)	0:35.68 [1] (0:11.93)	0:23.75 [3] (0:11.71)	0:12.04 [4] (0:12.04)
Average Speed [km/h]	52.3	60.6	56.5	53.9	55.0	60.9	61.9	59.4
Top Speed [km/h]	64.3	63.3	58.0	54.8	59.8	63.1	63.1	60.9
Avg. Dist. to Rail [m]	2.8	0.7	0.1	0.7	2.0	2.1	1.1	0.9
Avg. Stride Freq. [Hz]	2.4	2.4	2.3	2.3	2.3	2.4	2.4	2.4
Avg. Stride Length [m]	6.1	7.1	6.8	6.6	6.8	7.0	7.1	7.0



- [ ] Ranking at each section and finish
- .-.- No data available at this section
- NA No data available



Horse/Jockey Name	Duchess Bree
Final Rank	8
Fastest Section Time (Section)	0:11.21 (400m)
Top Speed [km/h] (Section)	65.1 (400m)
Race State	Finished



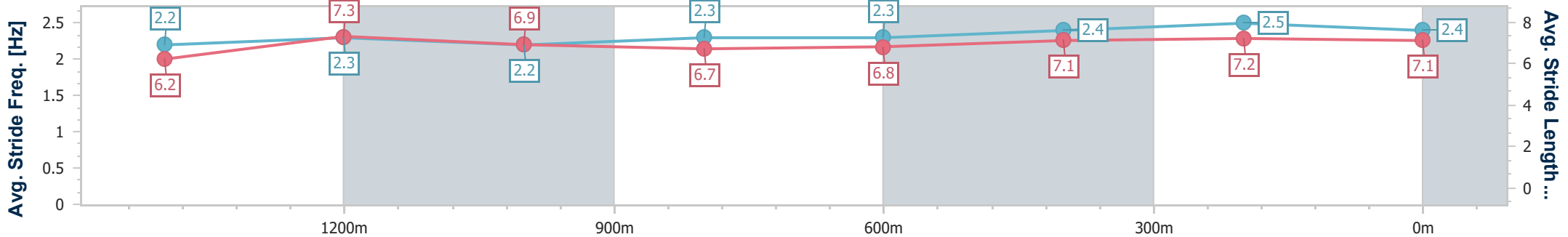
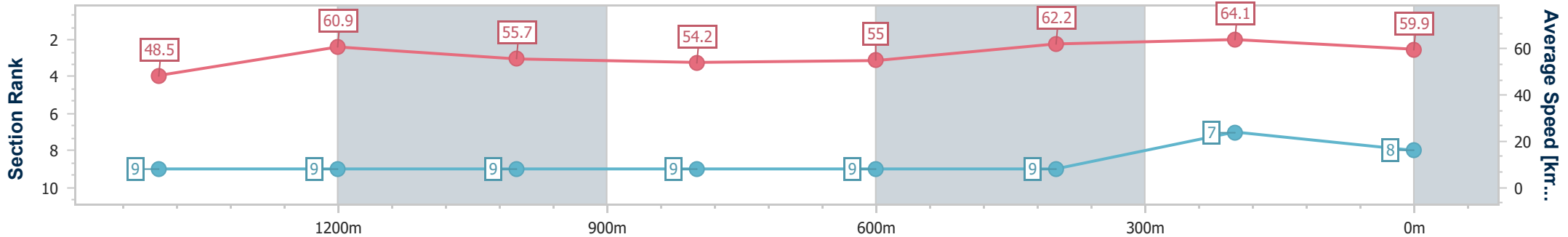
Toowoomba QLD Professional  
Race 4: WILLMOT ACCOUNTING BENCHMARK 58 Handicap - 1625m



07 September 2024 - 18:39

Track Rating: Good, Weather: Fine, Rail Position: +2m Entire

Section	Overall	1400m	1200m	1000m	800m	600m	400m	200m					
Section Times	1:42.59 [8] (0:16.74)	1:25.85 [9] (0:11.74)	1:14.11 [9] (0:12.92)	1:01.19 [9] (0:13.32)	0:47.87 [9] (0:13.13)	0:34.74 [9] (0:11.56)	0:23.18 [9] (0:11.21)	0:11.97 [7] (0:11.97)					
Average Speed [km/h]	48.5	60.9	55.7	54.2	55.0	62.2	64.1	59.9					
Top Speed [km/h]	62.8	63.9	57.2	55.2	59.2	64.5	65.1	64.3					
Avg. Dist. to Rail [m]	4.2	1.6	0.5	0.7	0.9	0.3	0.7	0.9					
Avg. Stride Freq. [Hz]	2.2	2.3	2.2	2.3	2.3	2.4	2.5	2.4					
Avg. Stride Length [m]	6.2	7.3	6.9	6.7	6.8	7.1	7.2	7.1					



- [ ] Ranking at each section and finish
- .-.- No data available at this section
- NA No data available



Horse/Jockey Name	World Atlas
Final Rank	9
Fastest Section Time (Section)	0:11.68 (1400m)
Top Speed [km/h] (Section)	65.7 (Overall)
Race State	Finished



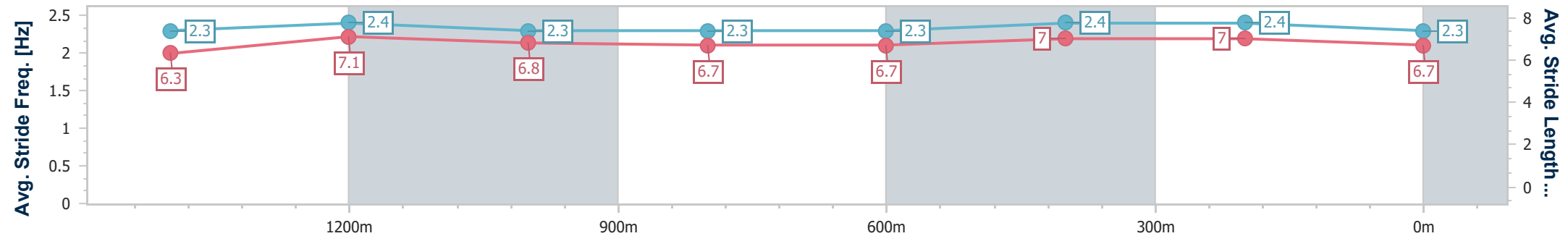
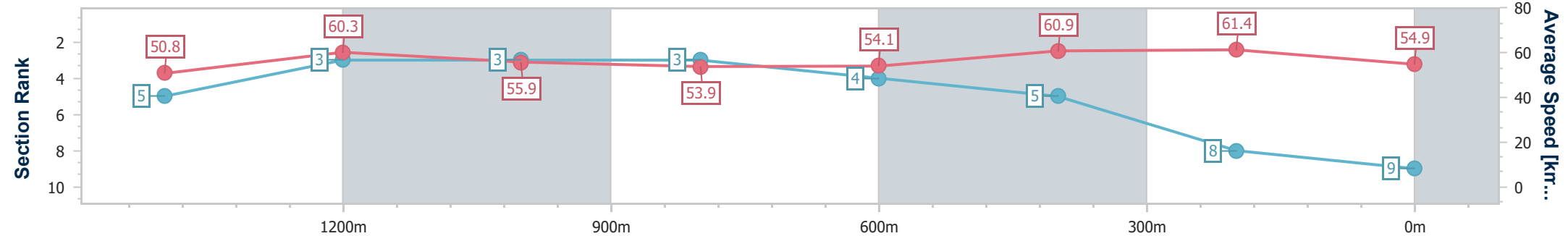
Toowoomba QLD Professional  
Race 4: WILLMOT ACCOUNTING BENCHMARK 58 Handicap - 1625m



07 September 2024 - 18:39

Track Rating: Good, Weather: Fine, Rail Position: +2m Entire

Section	Overall	1400m	1200m	1000m	800m	600m	400m	200m					
Section Times	1:43.70 [9] (0:15.84)	1:27.86 [5] (0:11.68)	1:16.18 [3] (0:12.87)	1:03.31 [3] (0:13.32)	0:49.99 [3] (0:13.29)	0:36.70 [4] (0:11.86)	0:24.84 [5] (0:11.77)	0:13.07 [8] (0:13.07)					
Average Speed [km/h]	50.8	60.3	55.9	53.9	54.1	60.9	61.4	54.9					
Top Speed [km/h]	65.7	65.5	57.9	54.8	58.7	62.3	62.1	61.0					
Avg. Dist. to Rail [m]	4.3	3.7	1.0	0.6	0.4	0.4	0.2	1.2					
Avg. Stride Freq. [Hz]	2.3	2.4	2.3	2.3	2.3	2.4	2.4	2.3					
Avg. Stride Length [m]	6.3	7.1	6.8	6.7	6.7	7.0	7.0	6.7					



- [ ] Ranking at each section and finish
- .-.- No data available at this section
- NA No data available