



Toowoomba QLD Professional

Race 1: Neil Mansell Transport Class 1 Handicap - 1300m

07 September 2024 - 16:50



Track Rating: Good, Weather: Fine, Rail Position: +2m Entire

Section		Field Times										Last 600m	
		Overall	1200m	1000m	800m	600m	400m						0:36.24
		(0:08.39)	(0:10.82)	(0:10.96)	(0:11.54)	(0:11.92)	(0:12.06)						0:36.24
Rank	TAB	Horse/Jockey	Barrier	Top Speed [km/h]	Fastest Section							Distance Travelled [m]	
1	3	MISS BAYLES Kenji Yoshida	6	67.8 1200m	0:08.73 Overall	1:17.95 [1] (0:08.73)	1:09.22 [7] (0:10.91)	0:58.31 [7] (0:11.23)	0:47.08 [7] (0:11.53)	0:35.55 [7] (0:11.72)	0:23.83 [7] (0:11.71)	0:35.55	
2	4	ROCKY RICH Les Tilley	7	68.8 1200m	0:08.49 Overall	1:18.35 [2] (0:08.49)	1:09.86 [5] (0:10.91)	0:58.95 [6] (0:11.38)	0:47.57 [6] (0:11.50)	0:36.07 [6] (0:11.61)	0:24.46 [6] (0:12.11)	0:36.07	+1
3	7	LA MANO Shania Willis	2	68.6 1000m	0:08.42 Overall	1:18.36 [3] (0:08.42)	1:09.94 [3] (0:10.79)	0:59.15 [1] (0:10.96)	0:48.19 [1] (0:11.54)	0:36.65 [1] (0:11.93)	0:24.72 [2] (0:12.06)	0:36.65	-5
4	6	ELECTRIC ARROW Madeleine Wishart	10	70.2 1200m	0:08.64 Overall	1:18.41 [4] (0:08.64)	1:09.77 [6] (0:10.61)	0:59.16 [3] (0:11.02)	0:48.14 [2] (0:11.47)	0:36.67 [2] (0:11.89)	0:24.78 [1] (0:12.06)	0:36.67	-5
5	2	DECRYPT Michael Murphy	3	67.1 1200m	0:08.44 Overall	1:18.87 [5] (0:08.44)	1:10.43 [4] (0:10.96)	0:59.47 [5] (0:11.17)	0:48.30 [5] (0:11.44)	0:36.86 [5] (0:11.78)	0:25.08 [3] (0:12.16)	0:36.86	-5
6	1	DASH DASH DASH Karl Zechner	4	66.7 1200m	0:08.99 Overall	1:18.92 [6] (0:08.99)	1:09.93 [9] (0:11.15)	0:58.78 [10] (0:11.43)	0:47.35 [10] (0:11.40)	0:35.95 [10] (0:11.76)	0:24.19 [9] (0:11.96)	0:35.95	+2
7	8	LITTLE SPARK Landan Sykes	9	67.5 1200m	0:08.39 Overall	1:19.08 [7] (0:08.39)	1:10.69 [1] (0:10.89)	0:59.80 [4] (0:11.24)	0:48.56 [4] (0:11.49)	0:37.07 [4] (0:11.81)	0:25.26 [4] (0:12.51)	0:37.07	+7
8	5	BOOGA RAY Fiona Sandkuhl	5	67.7 1200m	0:08.40 Overall	1:19.18 [8] (0:08.40)	1:10.78 [2] (0:10.81)	0:59.97 [2] (0:11.28)	0:48.69 [3] (0:11.47)	0:37.22 [3] (0:11.92)	0:25.30 [5] (0:12.38)	0:37.22	+0
9	11	HAVA CRAICIN TIME Nathan Evans	8	67.2 1200m	0:08.88 Overall	1:20.19 [9] (0:08.88)	1:11.31 [8] (0:10.92)	1:00.39 [8] (0:11.41)	0:48.98 [8] (0:11.57)	0:37.41 [8] (0:11.85)	0:25.56 [8] (0:12.21)	0:37.41	-1
10	12	TERMITE Stacey Callow	1	67.1 1200m	0:09.03 Overall	1:20.56 [10] (0:09.03)	1:11.53 [10] (0:10.97)	1:00.56 [9] (0:11.43)	0:49.13 [9] (0:11.53)	0:37.60 [9] (0:12.04)	0:25.56 [10] (0:12.49)	0:37.60	-6

Scratched: Duchess Bree (#10), Twisted Mistress (#9), Littlemisscancan (#13)

[] Ranking at each section and finish
 -:-:- No data available at this section
 NA No data available

SCN Saddle cloth number
 DNF Did not finish
 DNT Did not track



Toowoomba QLD Professional

Race 1: Neil Mansell Transport Class 1 Handicap - 1300m

07 September 2024 - 16:50



Track Rating: Good, Weather: Fine, Rail Position: +2m Entire

Section				200m				Last 600m	
Field Times				0:12.26 (0:12.26)				0:36.24	
Rank	TAB	Horse/Jockey	Barrier	Top Speed [km/h]	Fastest Section	Margin			Distance Travelled [m]
1	3	MISS BAYLES Kenji Yoshida	6	67.8 1200m	0:08.73 Overall	0:12.12 [3] (0:12.12)	1:17.95		0:35.55
2	4	ROCKY RICH Les Tilley	7	68.8 1200m	0:08.49 Overall	0:12.35 [5] (0:12.35)	2.3L		0:36.07 +1
3	7	LA MANO Shania Willis	2	68.6 1000m	0:08.42 Overall	0:12.66 [2] (0:12.66)	2.4L		0:36.65 -5
4	6	ELECTRIC ARROW Madeleine Wishart	10	70.2 1200m	0:08.64 Overall	0:12.72 [1] (0:12.72)	2.6L		0:36.67 -5
5	2	DECRYPT Michael Murphy	3	67.1 1200m	0:08.44 Overall	0:12.92 [4] (0:12.92)	5.1L		0:36.86 -5
6	1	DASH DASH DASH Karl Zechner	4	66.7 1200m	0:08.99 Overall	0:12.23 [8] (0:12.23)	5.3L		0:35.95 +2
7	8	LITTLE SPARK Landan Sykes	9	67.5 1200m	0:08.39 Overall	0:12.75 [7] (0:12.75)	6.1L		0:37.07 +7
8	5	BOOGA RAY Fiona Sandkuhl	5	67.7 1200m	0:08.40 Overall	0:12.92 [6] (0:12.92)	6.6L		0:37.22 +0
9	11	HAVA CRAICIN TIME Nathan Evans	8	67.2 1200m	0:08.88 Overall	0:13.35 [9] (0:13.35)	12.4L		0:37.41 -1
10	12	TERMITE Stacey Callow	1	67.1 1200m	0:09.03 Overall	0:13.07 [10] (0:13.07)	14.4L		0:37.60 -6

Scratched: Duchess Bree (#10), Twisted Mistress (#9), Littlemisscancan (#13)

Report Created: Sat 7 September 2024 17:22 GMT (Note: Timing is based on position data)

Page 2/12

[] Ranking at each section and finish
 -:-:- No data available at this section
 NA No data available

SCN Saddle cloth number
 DNF Did not finish
 DNT Did not track

data processed by TRIPLESDATA



Horse/Jockey Name	Miss Bayles
Final Rank	1
Fastest Section Time (Section)	0:08.73 (Overall)
Top Speed [km/h] (Section)	67.8 (1200m)
Race State	Finished



Toowoomba QLD Professional

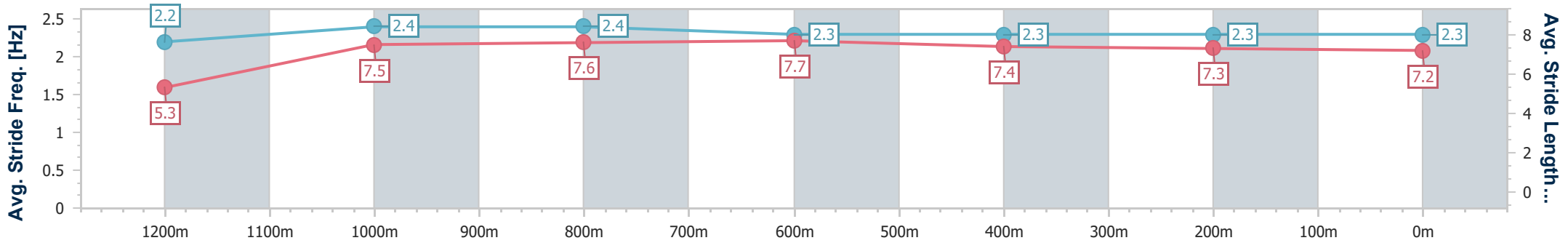
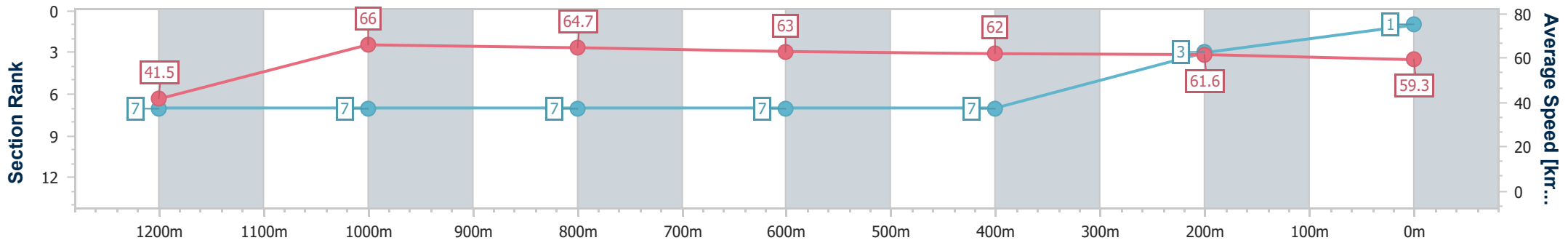
Race 1: Neil Mansell Transport Class 1 Handicap - 1300m

07 September 2024 - 16:50



Track Rating: Good, Weather: Fine, Rail Position: +2m Entire

Section	Overall	1200m	1000m	800m	600m	400m	200m
Section Times	1:17.95 [1] (0:08.73)	1:09.22 [7] (0:10.91)	0:58.31 [7] (0:11.23)	0:47.08 [7] (0:11.53)	0:35.55 [7] (0:11.72)	0:23.83 [7] (0:11.71)	0:12.12 [3] (0:12.12)
Average Speed [km/h]	41.5	66.0	64.7	63.0	62.0	61.6	59.3
Top Speed [km/h]	62.6	67.8	66.4	64.9	63.5	62.5	61.7
Avg. Dist. to Rail [m]	8.0	3.1	2.2	2.9	1.5	1.4	3.7
Avg. Stride Freq. [Hz]	2.2	2.4	2.4	2.3	2.3	2.3	2.3
Avg. Stride Length [m]	5.3	7.5	7.6	7.7	7.4	7.3	7.2



- [] Ranking at each section and finish
- .-.- No data available at this section
- NA No data available



Horse/Jockey Name	Rocky Rich
Final Rank	2
Fastest Section Time (Section)	0:08.49 (Overall)
Top Speed [km/h] (Section)	68.8 (1200m)
Race State	Finished



Toowoomba QLD Professional

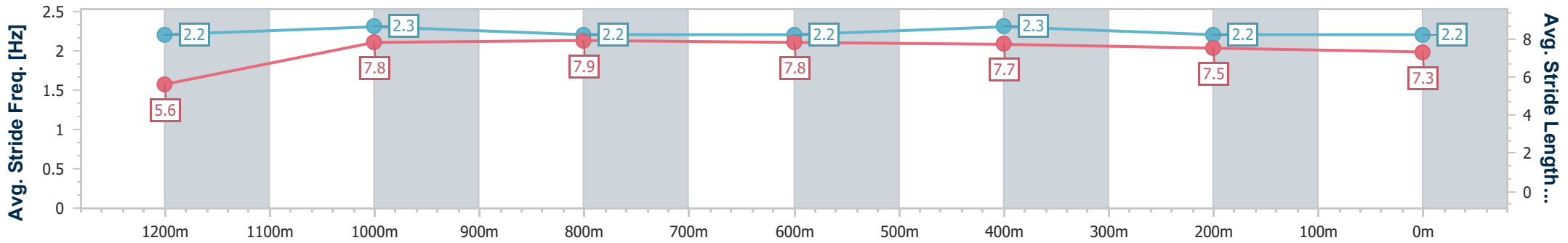
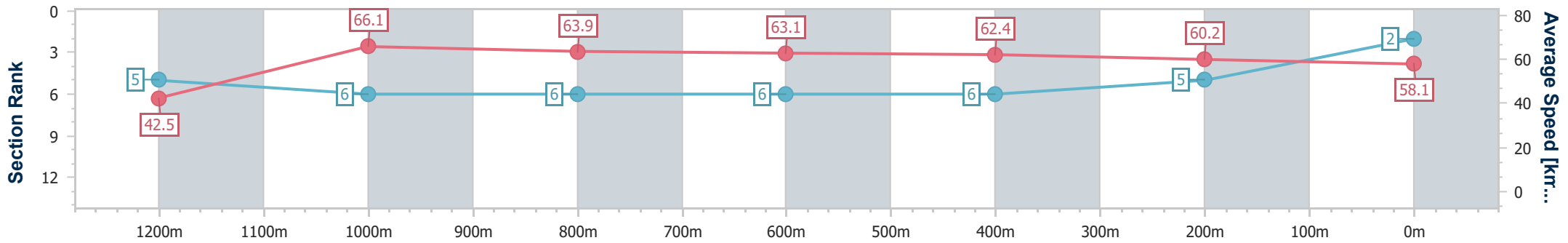
Race 1: Neil Mansell Transport Class 1 Handicap - 1300m

07 September 2024 - 16:50

Track Rating: Good, Weather: Fine, Rail Position: +2m Entire



Section	Overall	1200m	1000m	800m	600m	400m	200m
Section Times	1:18.35 [2] (0:08.49)	1:09.86 [5] (0:10.91)	0:58.95 [6] (0:11.38)	0:47.57 [6] (0:11.50)	0:36.07 [6] (0:11.61)	0:24.46 [6] (0:12.11)	0:12.35 [5] (0:12.35)
Average Speed [km/h]	42.5	66.1	63.9	63.1	62.4	60.2	58.1
Top Speed [km/h]	62.4	68.8	66.0	64.0	63.6	61.4	59.9
Avg. Dist. to Rail [m]	6.6	2.2	2.9	2.1	1.4	2.9	3.8
Avg. Stride Freq. [Hz]	2.2	2.3	2.2	2.2	2.3	2.2	2.2
Avg. Stride Length [m]	5.6	7.8	7.9	7.8	7.7	7.5	7.3



- [] Ranking at each section and finish
- .-.- No data available at this section
- NA No data available



Horse/Jockey Name	La Mano
Final Rank	3
Fastest Section Time (Section)	0:08.42 (Overall)
Top Speed [km/h] (Section)	68.6 (1000m)
Race State	Finished



Toowoomba QLD Professional

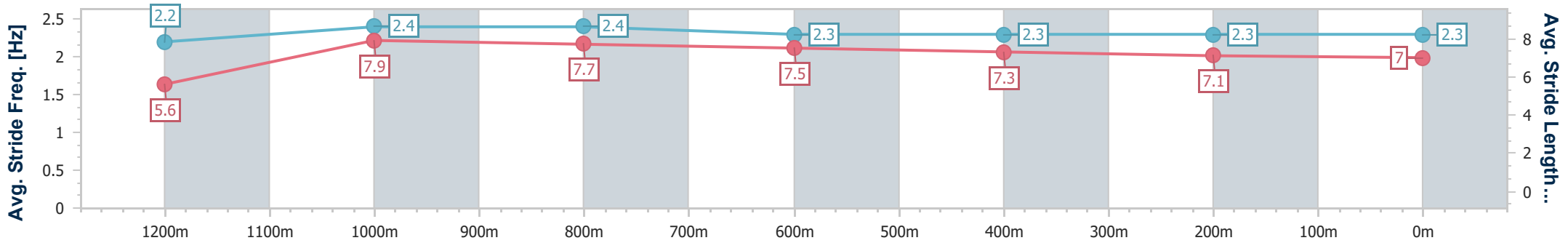
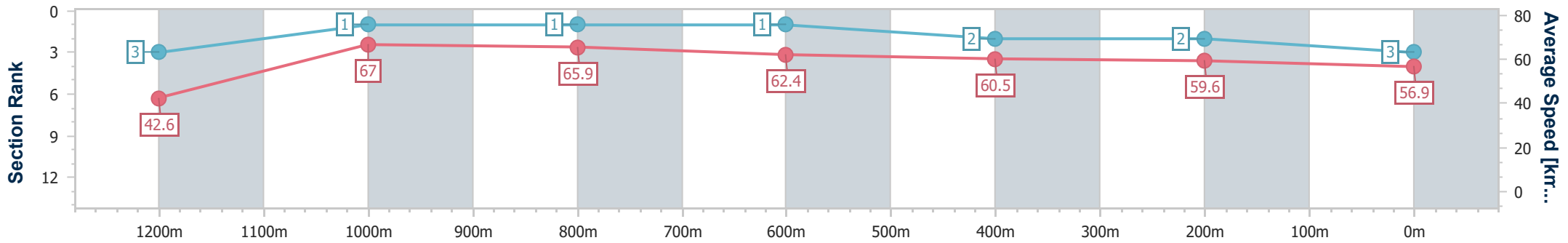
Race 1: Neil Mansell Transport Class 1 Handicap - 1300m

07 September 2024 - 16:50



Track Rating: Good, Weather: Fine, Rail Position: +2m Entire

Section	Overall	1200m	1000m	800m	600m	400m	200m
Section Times	1:18.36 [3] (0:08.42)	1:09.94 [3] (0:10.79)	0:59.15 [1] (0:10.96)	0:48.19 [1] (0:11.54)	0:36.65 [1] (0:11.93)	0:24.72 [2] (0:12.06)	0:12.66 [2]
Average Speed [km/h]	42.6	67.0	65.9	62.4	60.5	59.6	56.9
Top Speed [km/h]	65.9	67.8	68.6	64.0	62.6	60.7	59.6
Avg. Dist. to Rail [m]	4.5	1.3	0.8	1.4	0.4	0.4	0.9
Avg. Stride Freq. [Hz]	2.2	2.4	2.4	2.3	2.3	2.3	2.3
Avg. Stride Length [m]	5.6	7.9	7.7	7.5	7.3	7.1	7.0



- [] Ranking at each section and finish
- .-.- No data available at this section
- NA No data available



Horse/Jockey Name	Electric Arrow
Final Rank	4
Fastest Section Time (Section)	0:08.64 (Overall)
Top Speed [km/h] (Section)	70.2 (1200m)
Race State	Finished



Toowoomba QLD Professional

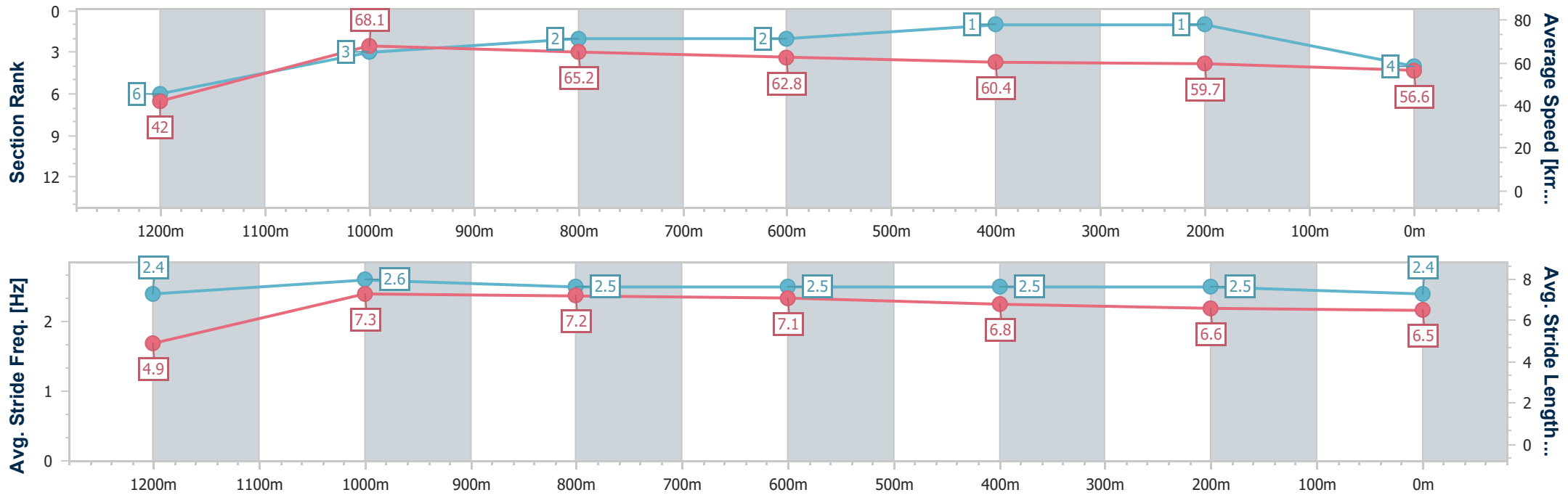
Race 1: Neil Mansell Transport Class 1 Handicap - 1300m

07 September 2024 - 16:50



Track Rating: Good, Weather: Fine, Rail Position: +2m Entire

Section	Overall	1200m	1000m	800m	600m	400m	200m
Section Times	1:18.41 [4] (0:08.64)	1:09.77 [6] (0:10.61)	0:59.16 [3] (0:11.02)	0:48.14 [2] (0:11.47)	0:36.67 [2] (0:11.89)	0:24.78 [1] (0:12.06)	0:12.72 [1] (0:12.72)
Average Speed [km/h]	42.0	68.1	65.2	62.8	60.4	59.7	56.6
Top Speed [km/h]	63.3	70.2	67.2	63.8	62.3	61.0	58.4
Avg. Dist. to Rail [m]	10.3	3.2	0.5	0.5	0.3	0.9	1.9
Avg. Stride Freq. [Hz]	2.4	2.6	2.5	2.5	2.5	2.5	2.4
Avg. Stride Length [m]	4.9	7.3	7.2	7.1	6.8	6.6	6.5



- [] Ranking at each section and finish
- .-.- No data available at this section
- NA No data available



Horse/Jockey Name	Decrypt
Final Rank	5
Fastest Section Time (Section)	0:08.44 (Overall)
Top Speed [km/h] (Section)	67.1 (1200m)
Race State	Finished



Toowoomba QLD Professional

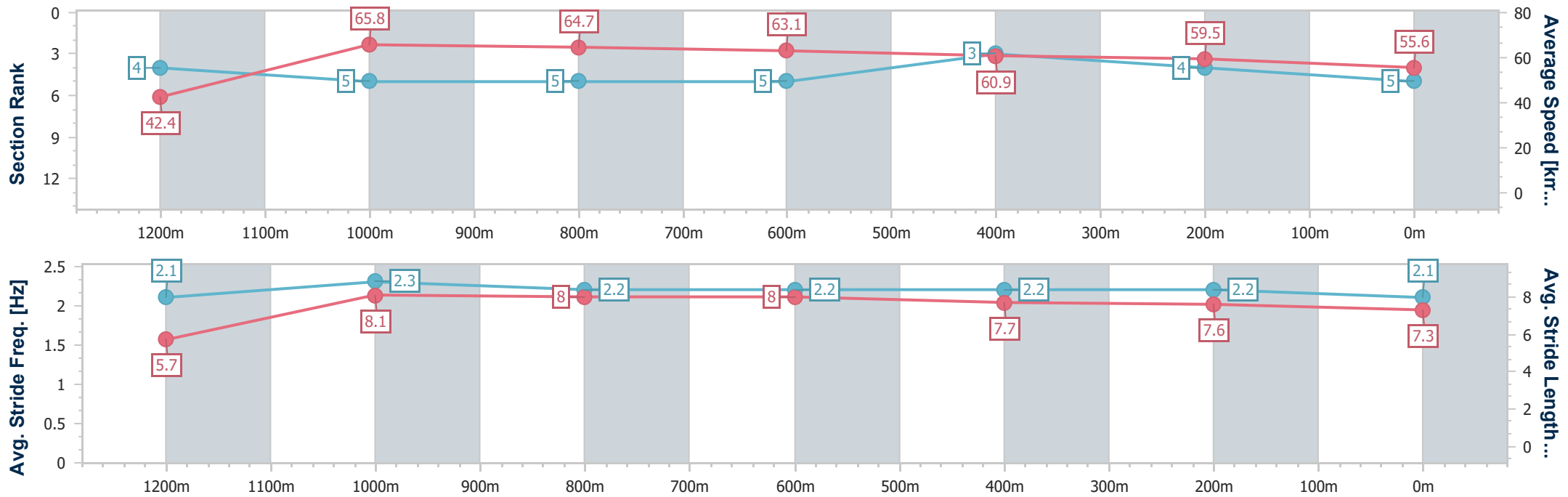
Race 1: Neil Mansell Transport Class 1 Handicap - 1300m

07 September 2024 - 16:50



Track Rating: Good, Weather: Fine, Rail Position: +2m Entire

Section	Overall	1200m	1000m	800m	600m	400m	200m
Section Times	1:18.87 [5] (0:08.44)	1:10.43 [4] (0:10.96)	0:59.47 [5] (0:11.17)	0:48.30 [5] (0:11.44)	0:36.86 [5] (0:11.78)	0:25.08 [3] (0:12.16)	0:12.92 [4]
Average Speed [km/h]	42.4	65.8	64.7	63.1	60.9	59.5	55.6
Top Speed [km/h]	63.4	67.1	67.1	64.3	62.3	60.0	58.2
Avg. Dist. to Rail [m]	4.3	0.7	0.6	0.5	0.5	0.7	1.6
Avg. Stride Freq. [Hz]	2.1	2.3	2.2	2.2	2.2	2.2	2.1
Avg. Stride Length [m]	5.7	8.1	8.0	8.0	7.7	7.6	7.3



- [] Ranking at each section and finish
- .-.- No data available at this section
- NA No data available



Horse/Jockey Name	Dash Dash Dash
Final Rank	6
Fastest Section Time (Section)	0:08.99 (Overall)
Top Speed [km/h] (Section)	66.7 (1200m)
Race State	Finished



Toowoomba QLD Professional

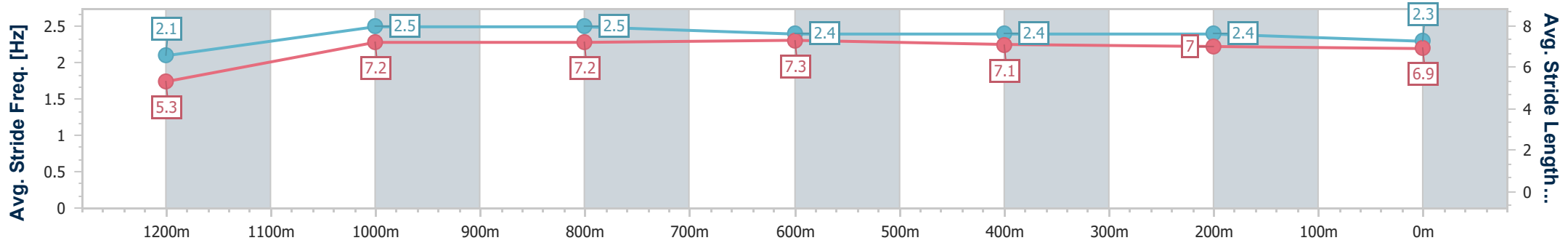
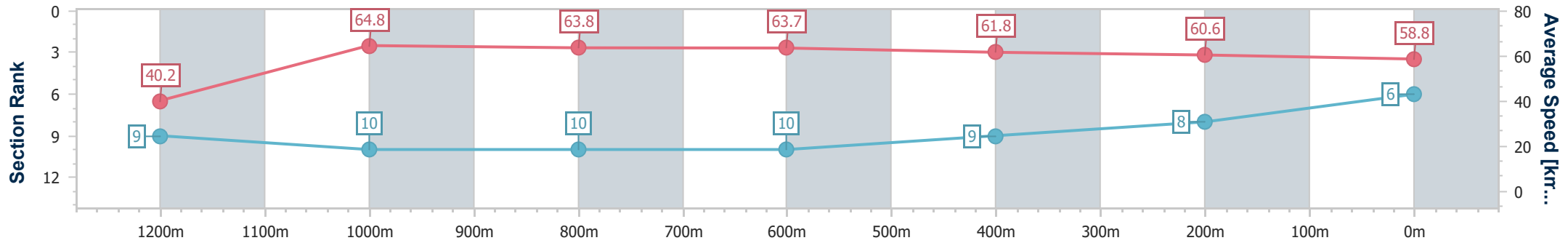
Race 1: Neil Mansell Transport Class 1 Handicap - 1300m

07 September 2024 - 16:50

Track Rating: Good, Weather: Fine, Rail Position: +2m Entire



Section	Overall	1200m	1000m	800m	600m	400m	200m
Section Times	1:18.92 [6] (0:08.99)	1:09.93 [9] (0:11.15)	0:58.78 [10] (0:11.43)	0:47.35 [10] (0:11.40)	0:35.95 [10] (0:11.76)	0:24.19 [9] (0:11.96)	0:12.23 [8] (0:12.23)
Average Speed [km/h]	40.2	64.8	63.8	63.7	61.8	60.6	58.8
Top Speed [km/h]	59.9	66.7	65.9	64.5	64.1	61.5	59.5
Avg. Dist. to Rail [m]	5.8	3.0	3.9	2.5	1.9	2.5	1.9
Avg. Stride Freq. [Hz]	2.1	2.5	2.5	2.4	2.4	2.4	2.3
Avg. Stride Length [m]	5.3	7.2	7.2	7.3	7.1	7.0	6.9



- [] Ranking at each section and finish
- .-.- No data available at this section
- NA No data available



Horse/Jockey Name	Little Spark
Final Rank	7
Fastest Section Time (Section)	0:08.39 (Overall)
Top Speed [km/h] (Section)	67.5 (1200m)
Race State	Finished



Toowoomba QLD Professional

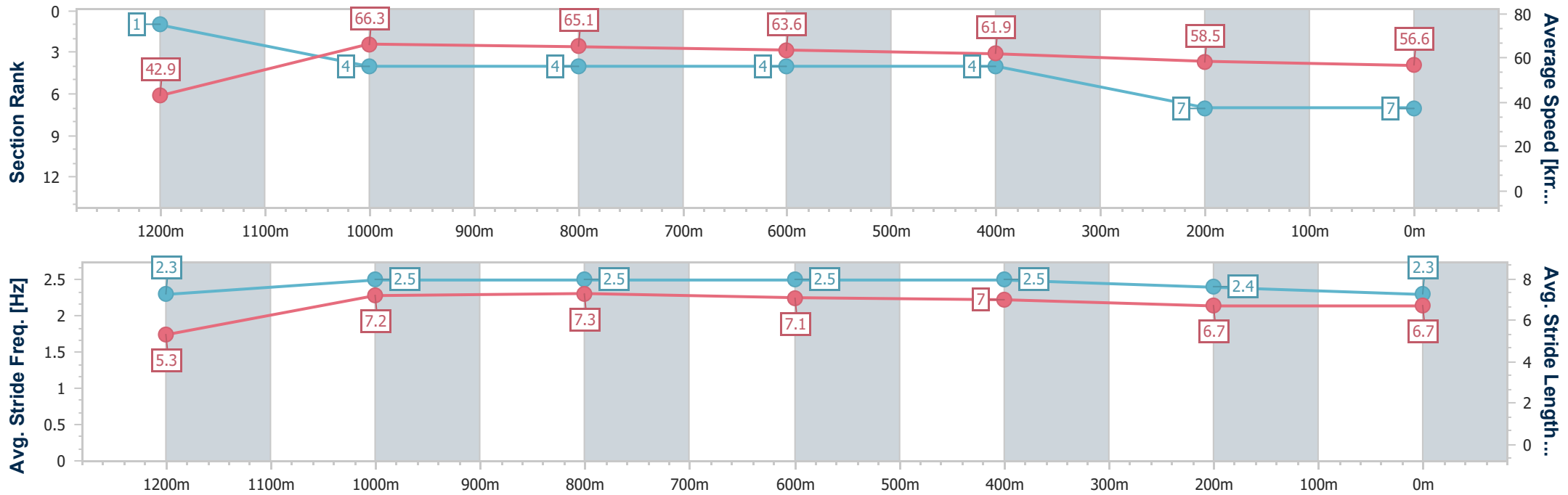
Race 1: Neil Mansell Transport Class 1 Handicap - 1300m

07 September 2024 - 16:50



Track Rating: Good, Weather: Fine, Rail Position: +2m Entire

Section	Overall	1200m	1000m	800m	600m	400m	200m
Section Times	1:19.08 [7] (0:08.39)	1:10.69 [1] (0:10.89)	0:59.80 [4] (0:11.24)	0:48.56 [4] (0:11.49)	0:37.07 [4] (0:11.81)	0:25.26 [4] (0:12.51)	0:12.75 [7] (0:12.75)
Average Speed [km/h]	42.9	66.3	65.1	63.6	61.9	58.5	56.6
Top Speed [km/h]	64.7	67.5	66.5	64.6	63.9	60.3	57.7
Avg. Dist. to Rail [m]	10.4	5.0	4.2	3.8	2.5	5.1	4.3
Avg. Stride Freq. [Hz]	2.3	2.5	2.5	2.5	2.5	2.4	2.3
Avg. Stride Length [m]	5.3	7.2	7.3	7.1	7.0	6.7	6.7



- [] Ranking at each section and finish
- .-.- No data available at this section
- NA No data available



Horse/Jockey Name	Booga Ray
Final Rank	8
Fastest Section Time (Section)	0:08.40 (Overall)
Top Speed [km/h] (Section)	67.7 (1200m)
Race State	Finished



Toowoomba QLD Professional

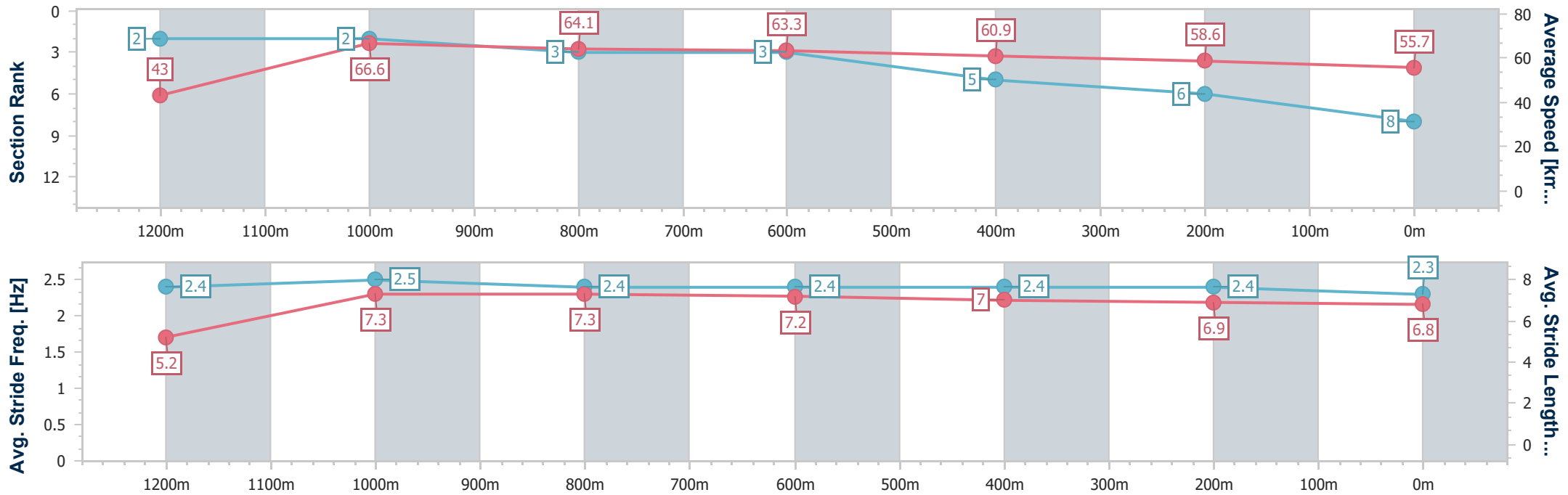
Race 1: Neil Mansell Transport Class 1 Handicap - 1300m

07 September 2024 - 16:50

Track Rating: Good, Weather: Fine, Rail Position: +2m Entire



Section	Overall	1200m	1000m	800m	600m	400m	200m
Section Times	1:19.18 [8] (0:08.40)	1:10.78 [2] (0:10.81)	0:59.97 [2] (0:11.28)	0:48.69 [3] (0:11.47)	0:37.22 [3] (0:11.92)	0:25.30 [5] (0:12.38)	0:12.92 [6] (0:12.92)
Average Speed [km/h]	43.0	66.6	64.1	63.3	60.9	58.6	55.7
Top Speed [km/h]	63.4	67.7	65.6	64.1	63.3	59.6	57.3
Avg. Dist. to Rail [m]	6.3	2.5	1.9	1.7	1.8	2.9	3.3
Avg. Stride Freq. [Hz]	2.4	2.5	2.4	2.4	2.4	2.4	2.3
Avg. Stride Length [m]	5.2	7.3	7.3	7.2	7.0	6.9	6.8



- [] Ranking at each section and finish
- .-.- No data available at this section
- NA No data available



Horse/Jockey Name	Hava Craicin Time
Final Rank	9
Fastest Section Time (Section)	0:08.88 (Overall)
Top Speed [km/h] (Section)	67.2 (1200m)
Race State	Finished



Toowoomba QLD Professional

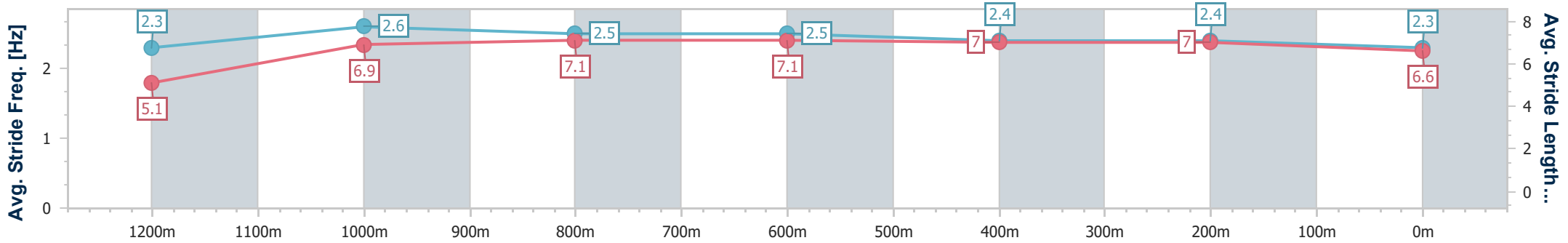
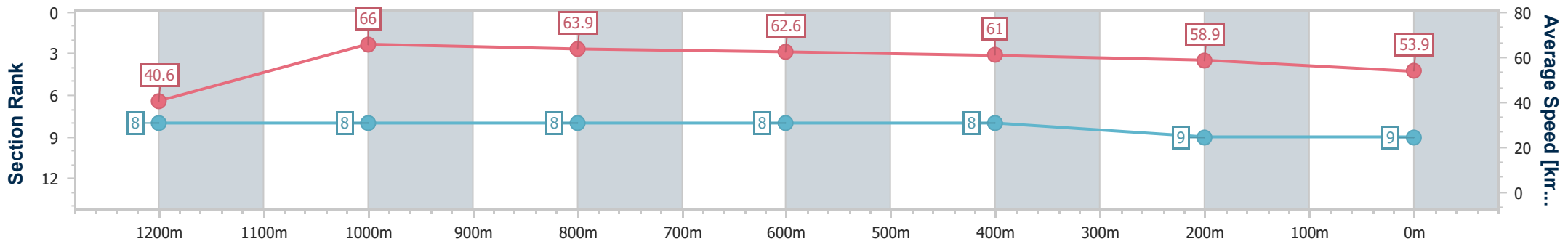
Race 1: Neil Mansell Transport Class 1 Handicap - 1300m

07 September 2024 - 16:50

Track Rating: Good, Weather: Fine, Rail Position: +2m Entire



Section	Overall	1200m	1000m	800m	600m	400m	200m
Section Times	1:20.19 [9] (0:08.88)	1:11.31 [8] (0:10.92)	1:00.39 [8] (0:11.41)	0:48.98 [8] (0:11.57)	0:37.41 [8] (0:11.85)	0:25.56 [8] (0:12.21)	0:13.35 [9] (0:13.35)
Average Speed [km/h]	40.6	66.0	63.9	62.6	61.0	58.9	53.9
Top Speed [km/h]	63.3	67.2	66.0	63.5	62.5	61.0	57.4
Avg. Dist. to Rail [m]	9.1	3.7	2.7	2.7	0.7	1.3	0.9
Avg. Stride Freq. [Hz]	2.3	2.6	2.5	2.5	2.4	2.4	2.3
Avg. Stride Length [m]	5.1	6.9	7.1	7.1	7.0	7.0	6.6



- [] Ranking at each section and finish
- .-.- No data available at this section
- NA No data available



Horse/Jockey Name	Termite
Final Rank	10
Fastest Section Time (Section)	0:09.03 (Overall)
Top Speed [km/h] (Section)	67.1 (1200m)
Race State	Finished



Toowoomba QLD Professional

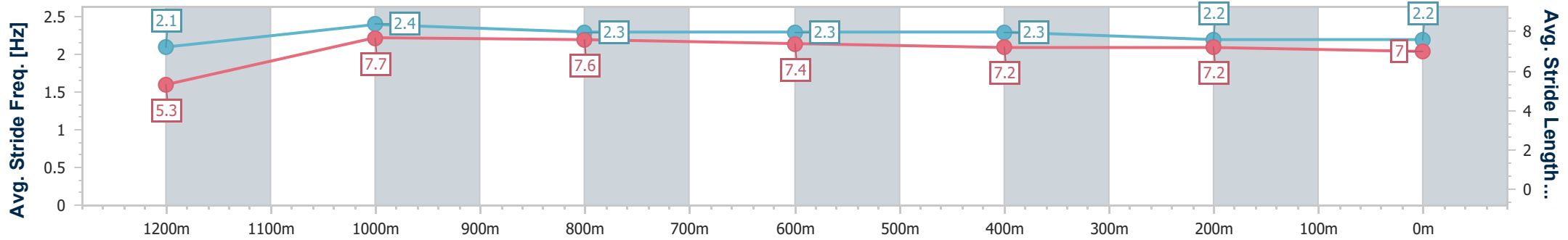
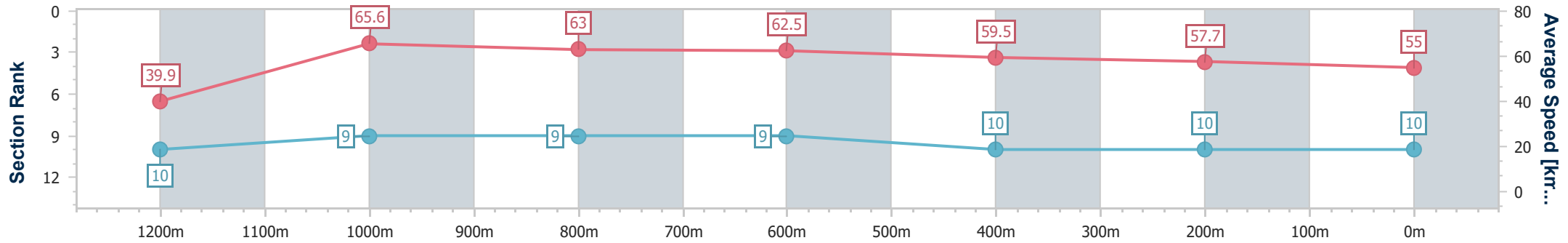
Race 1: Neil Mansell Transport Class 1 Handicap - 1300m

07 September 2024 - 16:50

Track Rating: Good, Weather: Fine, Rail Position: +2m Entire



Section	Overall	1200m	1000m	800m	600m	400m	200m
Section Times	1:20.56 [10] (0:09.03)	1:11.53 [10] (0:10.97)	1:00.56 [9] (0:11.43)	0:49.13 [9] (0:11.53)	0:37.60 [9] (0:12.04)	0:25.56 [10] (0:12.49)	0:13.07 [10] (0:13.07)
Average Speed [km/h]	39.9	65.6	63.0	62.5	59.5	57.7	55.0
Top Speed [km/h]	62.8	67.1	64.6	63.1	62.6	58.3	57.2
Avg. Dist. to Rail [m]	3.5	0.5	0.4	0.3	0.4	0.3	0.6
Avg. Stride Freq. [Hz]	2.1	2.4	2.3	2.3	2.3	2.2	2.2
Avg. Stride Length [m]	5.3	7.7	7.6	7.4	7.2	7.2	7.0



- [] Ranking at each section and finish
- .-.- No data available at this section
- NA No data available



Toowoomba QLD Professional

Race 2: Jess Jones Real Estate Class 2 Handicap - 1000m

07 September 2024 - 17:20



Track Rating: Good, Weather: Fine, Rail Position: +2m Entire

Section		Overall	800m	600m	400m	200m	Last 600m					
Field Times		0:59.58 (0:14.14)	0:45.44 (0:11.75)	0:33.69 (0:11.42)	0:22.27 (0:11.16)	0:11.11 (0:11.11)	0:33.69					
Rank	TAB Horse/Jockey	Barrier	Top Speed [km/h]	Fastest Section	Margin					Distance Travelled [m]		
1	3 MEDALS Les Tilley	2	65.2 200m	0:11.11 200m	0:59.58 [1] (0:14.14)	0:45.44 [1] (0:11.75)	0:33.69 [1] (0:11.42)	0:22.27 [1] (0:11.16)	0:11.11 [1] (0:11.11)	0:59.58	0:33.69	
2	1 GREAT BARRIER REEF Fiona Sandkuhl	1	67.0 200m	0:11.00 200m	0:59.63 [2] (0:14.40)	0:45.23 [3] (0:11.68)	0:33.55 [3] (0:11.41)	0:22.14 [3] (0:11.14)	0:11.00 [2] (0:11.00)	0.2L	0:33.55	+1
3	8 MISSY'S READY Shania Willis	3	66.0 200m	0:11.17 200m	1:00.38 [3] (0:14.75)	0:45.63 [7] (0:11.75)	0:33.88 [6] (0:11.39)	0:22.49 [6] (0:11.32)	0:11.17 [6] (0:11.17)	4.5L	0:33.88	+0
4	5 HUSS ON FIRST Nozi Tomizawa	5	65.7 400m	0:11.21 400m	1:00.40 [4] (0:14.52)	0:45.88 [4] (0:11.81)	0:34.07 [5] (0:11.40)	0:22.67 [5] (0:11.21)	0:11.46 [5] (0:11.46)	4.6L	0:34.07	+7
5	6 ALL WIN Madeleine Wishart	4	64.3 400m	0:11.42 600m	1:00.52 [5] (0:14.34)	0:46.18 [2] (0:11.72)	0:34.46 [2] (0:11.42)	0:23.04 [2] (0:11.43)	0:11.61 [3] (0:11.61)	5.1L	0:34.46	+2
6	2 MASTER GEE Stacey Callow	6	65.9 400m	0:11.25 400m	1:00.61 [6] (0:14.58)	0:46.03 [5] (0:11.70)	0:34.33 [4] (0:11.40)	0:22.93 [4] (0:11.25)	0:11.68 [4] (0:11.68)	5.6L	0:34.33	+4
7	9 EYE WANTED Kenji Yoshida	7	64.0 400m	0:11.49 400m	1:01.13 [7] (0:14.59)	0:46.54 [6] (0:11.95)	0:34.59 [7] (0:11.53)	0:23.06 [7] (0:11.49)	0:11.57 [7] (0:11.57)	8.6L	0:34.59	+6

Scratched: My One (#11), Machine Head (#4), Apuntar (#7), Viennese Lover (#10)

[] Ranking at each section and finish
 -:-:- No data available at this section
 NA No data available

SCN Saddle cloth number
 DNF Did not finish
 DNT Did not track



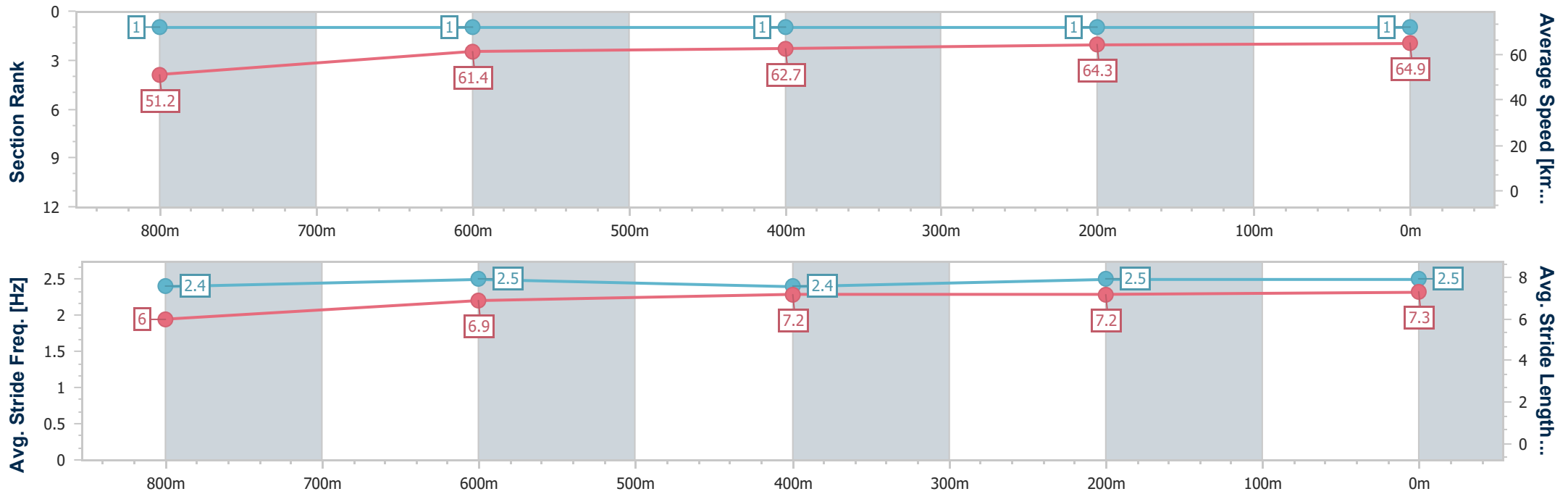
Horse/Jockey Name	Medals
Final Rank	1
Fastest Section Time (Section)	0:11.11 (200m)
Top Speed [km/h] (Section)	65.2 (200m)
Race State	Finished



Toowoomba QLD Professional
 Race 2: Jess Jones Real Estate Class 2 Handicap - 1000m
 07 September 2024 - 17:20
 Track Rating: Good, Weather: Fine, Rail Position: +2m Entire



Section	Overall	800m	600m	400m	200m
Section Times	0:59.58 [1] (0:14.14)	0:45.44 [1] (0:11.75)	0:33.69 [1] (0:11.42)	0:22.27 [1] (0:11.16)	0:11.11 [1] (0:11.11)
Average Speed [km/h]	51.2	61.4	62.7	64.3	64.9
Top Speed [km/h]	62.6	63.7	63.9	65.2	65.2
Avg. Dist. to Rail [m]	4.3	0.6	0.5	0.6	0.7
Avg. Stride Freq. [Hz]	2.4	2.5	2.4	2.5	2.5
Avg. Stride Length [m]	6.0	6.9	7.2	7.2	7.3



- [] Ranking at each section and finish
- .-.- No data available at this section
- NA No data available



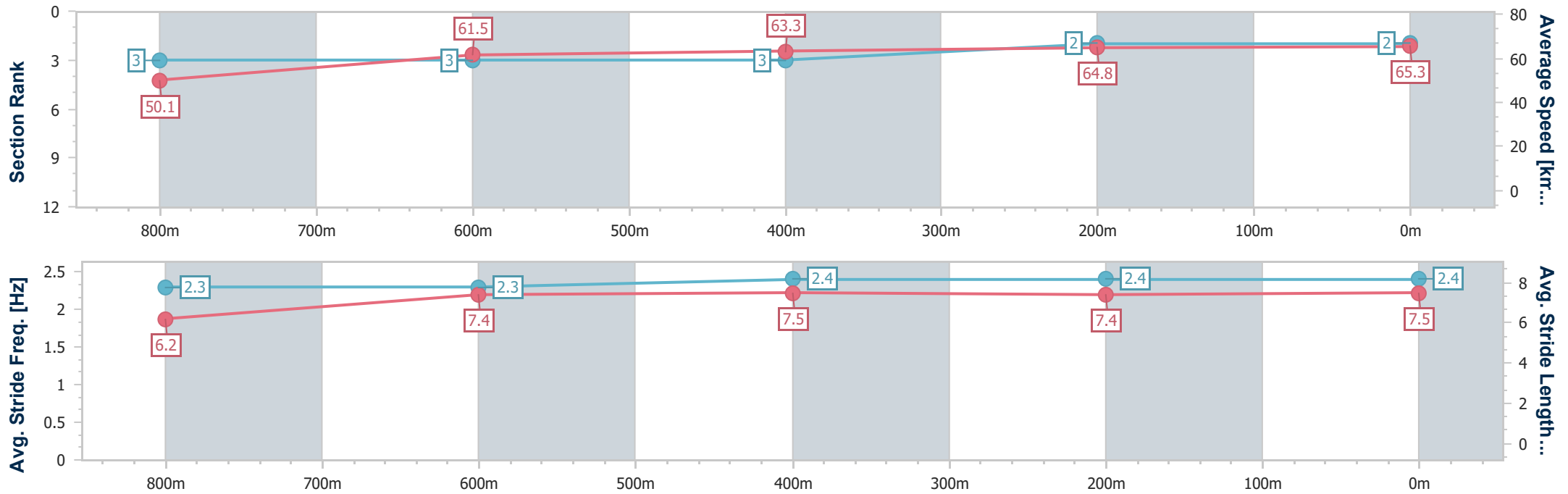
Horse/Jockey Name	Great Barrier Reef
Final Rank	2
Fastest Section Time (Section)	0:11.00 (200m)
Top Speed [km/h] (Section)	67.0 (200m)
Race State	Finished



Toowoomba QLD Professional
 Race 2: Jess Jones Real Estate Class 2 Handicap - 1000m
 07 September 2024 - 17:20
 Track Rating: Good, Weather: Fine, Rail Position: +2m Entire



Section	Overall	800m	600m	400m	200m
Section Times	0:59.63 [2] (0:14.40)	0:45.23 [3] (0:11.68)	0:33.55 [3] (0:11.41)	0:22.14 [3] (0:11.14)	0:11.00 [2] (0:11.00)
Average Speed [km/h]	50.1	61.5	63.3	64.8	65.3
Top Speed [km/h]	62.6	63.1	64.0	66.5	67.0
Avg. Dist. to Rail [m]	1.7	0.4	0.3	0.8	2.5
Avg. Stride Freq. [Hz]	2.3	2.3	2.4	2.4	2.4
Avg. Stride Length [m]	6.2	7.4	7.5	7.4	7.5



- [] Ranking at each section and finish
- .-.- No data available at this section
- NA No data available



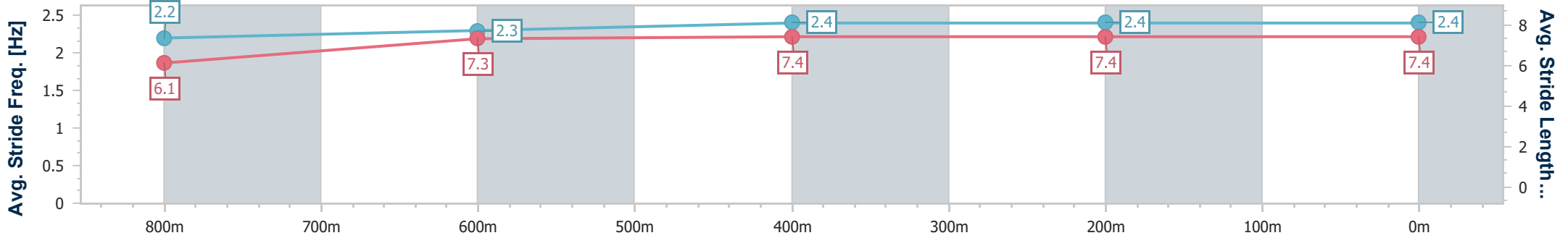
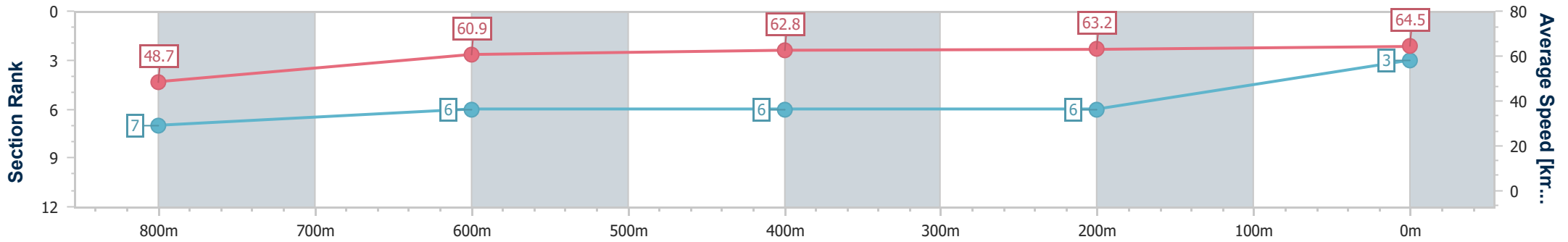
Horse/Jockey Name	Missy's Ready
Final Rank	3
Fastest Section Time (Section)	0:11.17 (200m)
Top Speed [km/h] (Section)	66.0 (200m)
Race State	Finished



Toowoomba QLD Professional
 Race 2: Jess Jones Real Estate Class 2 Handicap - 1000m
 07 September 2024 - 17:20
 Track Rating: Good, Weather: Fine, Rail Position: +2m Entire



Section	Overall	800m	600m	400m	200m
Section Times	1:00.38 [3] (0:14.75)	0:45.63 [7] (0:11.75)	0:33.88 [6] (0:11.39)	0:22.49 [6] (0:11.32)	0:11.17 [6] (0:11.17)
Average Speed [km/h]	48.7	60.9	62.8	63.2	64.5
Top Speed [km/h]	64.2	62.7	63.4	64.7	66.0
Avg. Dist. to Rail [m]	3.6	2.1	1.9	0.7	0.8
Avg. Stride Freq. [Hz]	2.2	2.3	2.4	2.4	2.4
Avg. Stride Length [m]	6.1	7.3	7.4	7.4	7.4



- [] Ranking at each section and finish
- .-.- No data available at this section
- NA No data available



Horse/Jockey Name	Huss On First
Final Rank	4
Fastest Section Time (Section)	0:11.21 (400m)
Top Speed [km/h] (Section)	65.7 (400m)
Race State	Finished



Toowoomba QLD Professional

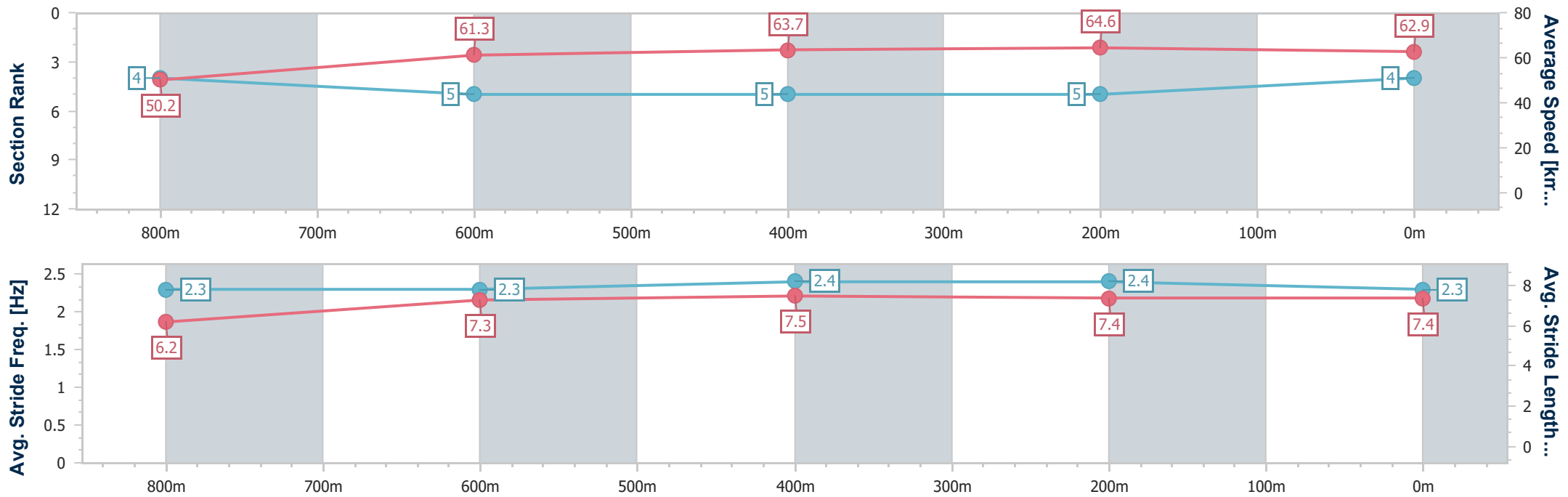
Race 2: Jess Jones Real Estate Class 2 Handicap - 1000m

07 September 2024 - 17:20



Track Rating: Good, Weather: Fine, Rail Position: +2m Entire

Section	Overall	800m	600m	400m	200m
Section Times	1:00.40 [4] (0:14.52)	0:45.88 [4] (0:11.81)	0:34.07 [5] (0:11.40)	0:22.67 [5] (0:11.21)	0:11.46 [5] (0:11.46)
Average Speed [km/h]	50.2	61.3	63.7	64.6	62.9
Top Speed [km/h]	62.2	63.3	64.6	65.7	64.8
Avg. Dist. to Rail [m]	6.0	2.9	1.5	2.4	4.5
Avg. Stride Freq. [Hz]	2.3	2.3	2.4	2.4	2.3
Avg. Stride Length [m]	6.2	7.3	7.5	7.4	7.4



- [] Ranking at each section and finish
- .-.- No data available at this section
- NA No data available



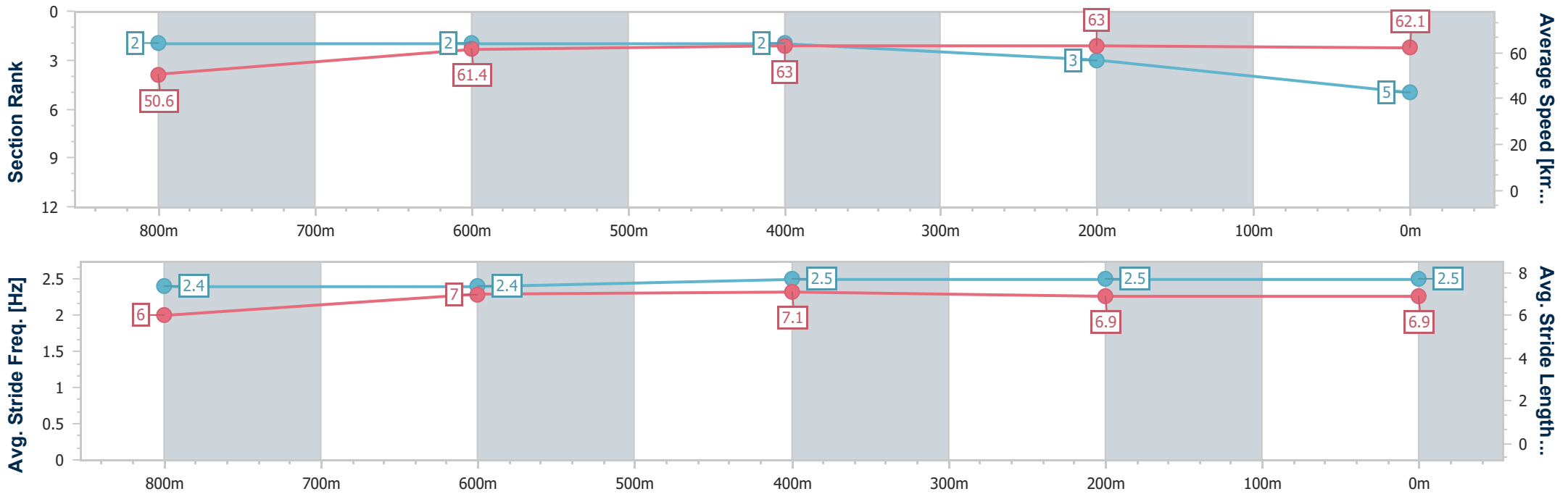
Horse/Jockey Name	All Win
Final Rank	5
Fastest Section Time (Section)	0:11.42 (600m)
Top Speed [km/h] (Section)	64.3 (400m)
Race State	Finished



Toowoomba QLD Professional
 Race 2: Jess Jones Real Estate Class 2 Handicap - 1000m
 07 September 2024 - 17:20
 Track Rating: Good, Weather: Fine, Rail Position: +2m Entire



Section	Overall	800m	600m	400m	200m
Section Times	1:00.52 [5] (0:14.34)	0:46.18 [2] (0:11.72)	0:34.46 [2] (0:11.42)	0:23.04 [2] (0:11.43)	0:11.61 [3] (0:11.61)
Average Speed [km/h]	50.6	61.4	63.0	63.0	62.1
Top Speed [km/h]	62.2	63.0	63.4	64.3	63.1
Avg. Dist. to Rail [m]	5.9	0.6	0.6	1.2	2.9
Avg. Stride Freq. [Hz]	2.4	2.4	2.5	2.5	2.5
Avg. Stride Length [m]	6.0	7.0	7.1	6.9	6.9



- [] Ranking at each section and finish
- .-.- No data available at this section
- NA No data available



Horse/Jockey Name	Master Gee
Final Rank	6
Fastest Section Time (Section)	0:11.25 (400m)
Top Speed [km/h] (Section)	65.9 (400m)
Race State	Finished



Toowoomba QLD Professional

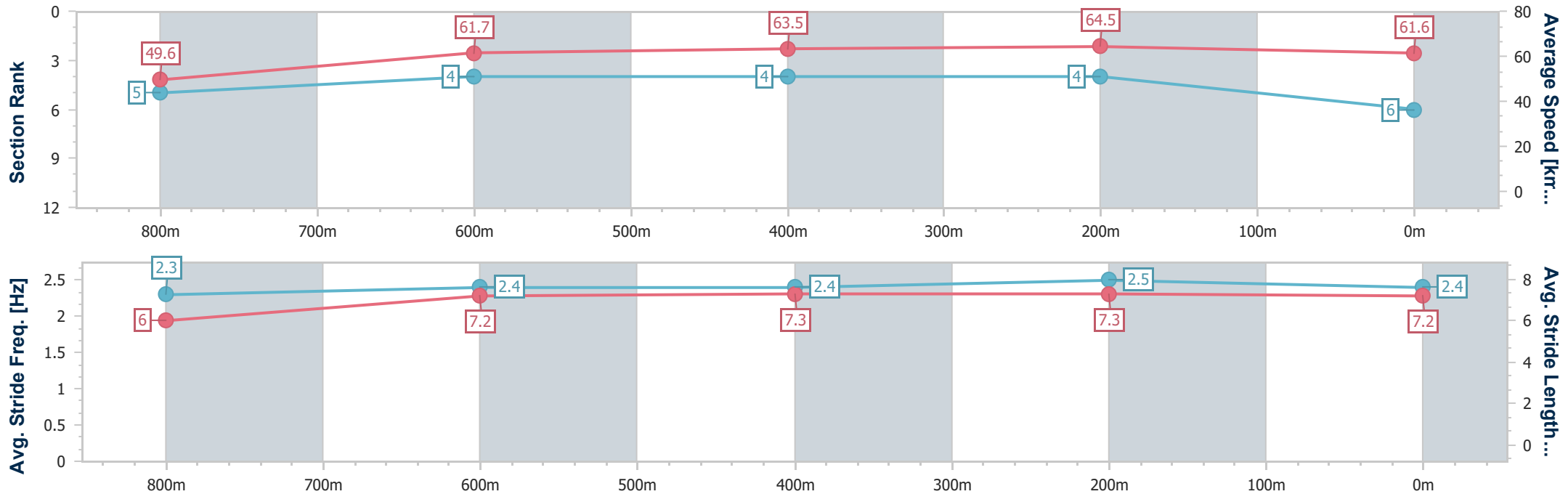
Race 2: Jess Jones Real Estate Class 2 Handicap - 1000m

07 September 2024 - 17:20



Track Rating: Good, Weather: Fine, Rail Position: +2m Entire

Section	Overall	800m	600m	400m	200m
Section Times	1:00.61 [6] (0:14.58)	0:46.03 [5] (0:11.70)	0:34.33 [4] (0:11.40)	0:22.93 [4] (0:11.25)	0:11.68 [4] (0:11.68)
Average Speed [km/h]	49.6	61.7	63.5	64.5	61.6
Top Speed [km/h]	62.2	62.9	64.4	65.9	64.4
Avg. Dist. to Rail [m]	5.5	0.9	1.2	3.0	6.2
Avg. Stride Freq. [Hz]	2.3	2.4	2.4	2.5	2.4
Avg. Stride Length [m]	6.0	7.2	7.3	7.3	7.2



- [] Ranking at each section and finish
- .-.- No data available at this section
- NA No data available



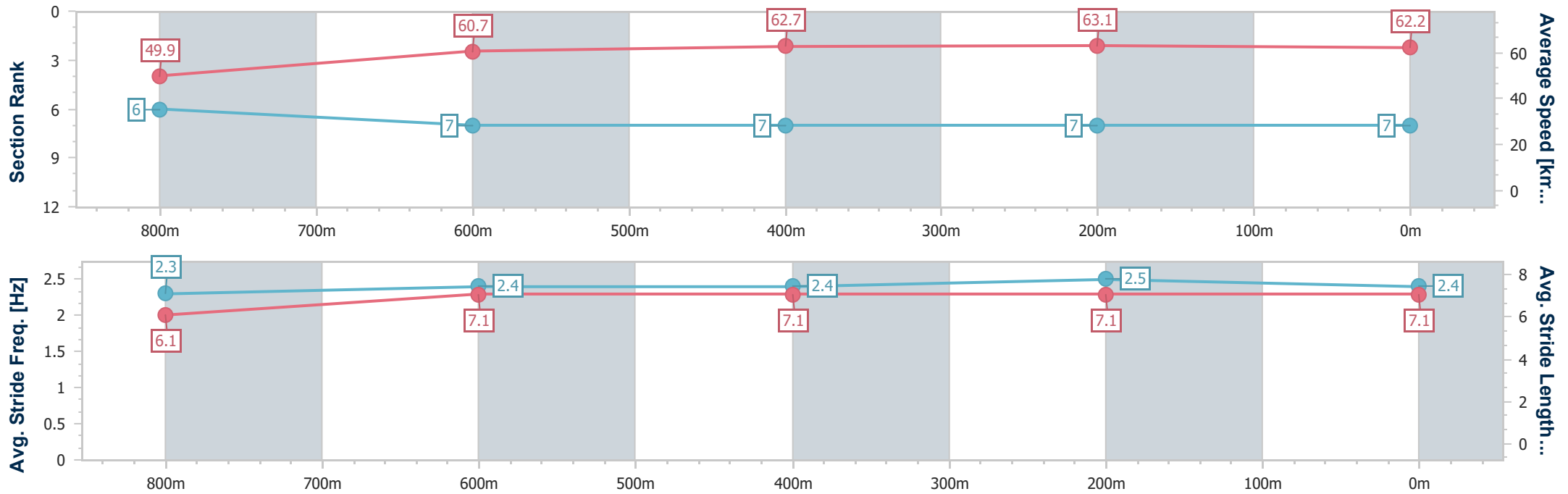
Horse/Jockey Name	Eye Wanted
Final Rank	7
Fastest Section Time (Section)	0:11.49 (400m)
Top Speed [km/h] (Section)	64.0 (400m)
Race State	Finished



Toowoomba QLD Professional
 Race 2: Jess Jones Real Estate Class 2 Handicap - 1000m
 07 September 2024 - 17:20
 Track Rating: Good, Weather: Fine, Rail Position: +2m Entire



Section	Overall	800m	600m	400m	200m
Section Times	1:01.13 [7] (0:14.59)	0:46.54 [6] (0:11.95)	0:34.59 [7] (0:11.53)	0:23.06 [7] (0:11.49)	0:11.57 [7] (0:11.57)
Average Speed [km/h]	49.9	60.7	62.7	63.1	62.2
Top Speed [km/h]	62.6	62.7	63.2	64.0	63.3
Avg. Dist. to Rail [m]	7.3	2.0	0.8	1.8	3.5
Avg. Stride Freq. [Hz]	2.3	2.4	2.4	2.5	2.4
Avg. Stride Length [m]	6.1	7.1	7.1	7.1	7.1



- [] Ranking at each section and finish
- .-.- No data available at this section
- NA No data available



Toowoomba QLD Professional

Race 3: David Dow Landscaping Maiden Handicap - 1200m

07 September 2024 - 18:00



Track Rating: Good, Weather: Fine, Rail Position: +2m Entire

Section		Field Times										Last 600m		
		Overall	1000m	800m	600m	400m	200m						0:36.81	
		1:12.78 (0:13.72)	0:59.06 (0:10.75)	0:48.31 (0:11.50)	0:36.81 (0:11.95)	0:24.86 (0:12.27)	0:12.59 (0:12.59)							
Rank	TAB	Horse/Jockey	Barrier	Top Speed [km/h]	Fastest Section								Margin	Distance Travelled [m]
1	2	KEWELL Shania Willis	14	65.6 1000m	0:11.12 1000m	1:12.78 [1] (0:14.64)	0:58.14 [9] (0:11.12)	0:47.02 [9] (0:11.31)	0:35.71 [9] (0:11.66)	0:24.05 [9] (0:11.87)	0:12.18 [5] (0:12.18)	1:12.78	0:35.71	
2	5	EXPLOSIVE DRAGON Luke Tarrant	3	68.2 Overall	0:10.92 1000m	1:12.88 [2] (0:13.96)	0:58.92 [3] (0:10.92)	0:48.00 [3] (0:11.33)	0:36.67 [3] (0:11.93)	0:24.74 [3] (0:12.25)	0:12.49 [3] (0:12.49)	0.5L	0:36.67	+0
3	13	SCOTTVILLE SCOOTER Georgina Cartwright	12	71.2 Overall	0:10.73 1000m	1:12.98 [3] (0:13.74)	0:59.24 [2] (0:10.73)	0:48.51 [1] (0:11.50)	0:37.01 [1] (0:11.95)	0:25.06 [1] (0:12.27)	0:12.79 [1] (0:12.79)	1L	0:37.01	+1
4	7	MORGANITE Madeleine Wishart	4	66.9 1000m	0:11.02 1000m	1:13.08 [4] (0:14.33)	0:58.75 [7] (0:11.02)	0:47.73 [7] (0:11.37)	0:36.36 [7] (0:11.89)	0:24.47 [8] (0:12.06)	0:12.41 [7] (0:12.41)	1.5L	0:36.36	+8
5	1	MALECON Stacey Callow	2	66.0 1000m	0:11.06 1000m	1:13.09 [5] (0:14.15)	0:58.94 [6] (0:11.06)	0:47.88 [5] (0:11.40)	0:36.48 [5] (0:11.81)	0:24.67 [5] (0:12.18)	0:12.49 [5] (0:12.49)	1.6L	0:36.48	+3
6	11	PREVARICATE Karl Zechner	13	66.7 Overall	0:11.09 1000m	1:13.14 [6] (0:14.35)	0:58.79 [8] (0:11.09)	0:47.70 [8] (0:11.40)	0:36.30 [8] (0:11.69)	0:24.61 [6] (0:12.05)	0:12.56 [4] (0:12.56)	1.8L	0:36.30	+2
7	10	DEEP DAWN Les Tilley	1	65.9 1000m	0:11.19 1000m	1:13.15 [7] (0:14.01)	0:59.14 [4] (0:11.19)	0:47.95 [4] (0:11.26)	0:36.69 [4] (0:11.74)	0:24.95 [4] (0:12.11)	0:12.84 [2] (0:12.84)	1.9L	0:36.69	+1
8	8	JORUM Nozi Tomizawa	18	66.6 Overall	0:11.25 1000m	1:13.46 [8] (0:14.75)	0:58.71 [10] (0:11.25)	0:47.46 [10] (0:11.25)	0:36.21 [10] (0:11.63)	0:24.58 [10] (0:12.00)	0:12.58 [9] (0:12.58)	3.7L	0:36.21	+4
9	19	NYTHE Fiona Sandkuhl	7	64.1 800m	0:11.46 800m	1:13.51 [9] (0:14.86)	0:58.65 [11] (0:11.60)	0:47.05 [11] (0:11.46)	0:35.59 [12] (0:11.76)	0:23.83 [12] (0:11.73)	0:12.10 [11] (0:12.10)	3.9L	0:35.59	+2
10	14	ICHIKA Michael Murphy	5	66.8 1000m	0:10.92 1000m	1:14.16 [10] (0:15.86)	0:58.30 [12] (0:10.92)	0:47.38 [12] (0:11.04)	0:36.34 [11] (0:11.43)	0:24.91 [11] (0:12.23)	0:12.68 [12] (0:12.68)	7.7L	0:36.34	+4

Scratched: Downey (#3), Two Time Girl (#20), Wife Is Right (#17), Contrick (#16), Twopence (#12), Evoleus (#4), Lucky Joker (#6), Proisette (#9)

[] Ranking at each section and finish
 -:-:- No data available at this section
 NA No data available

SCN Saddle cloth number
 DNF Did not finish
 DNT Did not track



Toowoomba QLD Professional

Race 3: David Dow Landscaping Maiden Handicap - 1200m

07 September 2024 - 18:00



Track Rating: Good, Weather: Fine, Rail Position: +2m Entire

Section		Overall	1000m	800m	600m	400m	200m	Last 600m					
Field Times		1:12.78 (0:13.72)	0:59.06 (0:10.75)	0:48.31 (0:11.50)	0:36.81 (0:11.95)	0:24.86 (0:12.27)	0:12.59 (0:12.59)	0:36.81					
Rank	TAB Horse/Jockey	Barrier	Top Speed [km/h]	Fastest Section	Margin							Distance Travelled [m]	
11	15 MINT STREET Rob Thorburn	8	68.0	0:11.05	1:14.37 [11] (0:13.72)	1:00.65 [1] (0:11.05)	0:49.60 [2] (0:11.33)	0:38.27 [2] (0:11.99)	0:26.28 [2] (0:12.69)	0:13.59 [8] (0:13.59)	8.7L	0:38.27	+8
12	18 FORTUNE READY Kenji Yoshida	11	65.6	0:11.20	1:14.40 [12] (0:14.09)	1:00.31 [5] (0:11.20)	0:49.11 [6] (0:11.42)	0:37.69 [6] (0:11.89)	0:25.80 [7] (0:12.59)	0:13.21 [10] (0:13.21)	8.9L	0:37.69	+10

Scratched: Downey (#3), Two Time Girl (#20), Wife Is Right (#17), Contrick (#16), Twopence (#12), Evoleus (#4), Lucky Joker (#6), Proisette (#9)

[] Ranking at each section and finish
 -:-:-:- No data available at this section
 NA No data available

SCN Saddle cloth number
 DNF Did not finish
 DNT Did not track



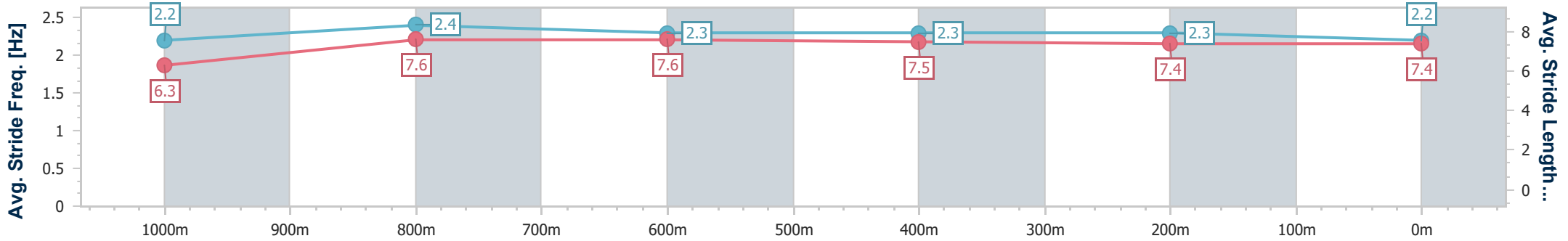
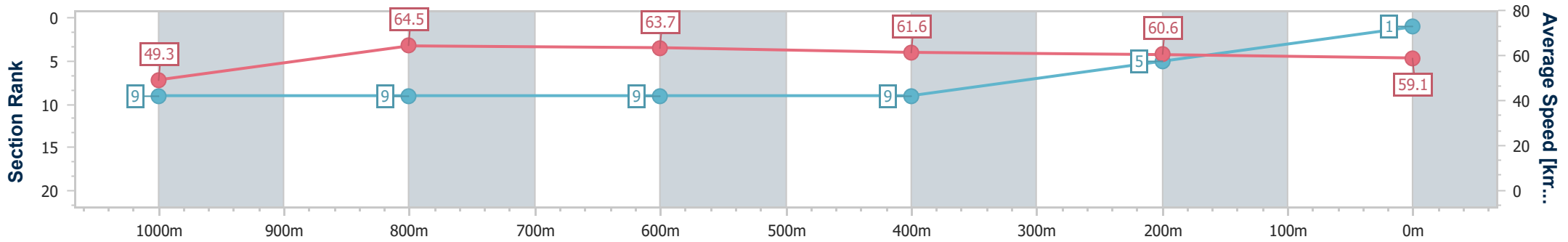
Horse/Jockey Name	Kewell
Final Rank	1
Fastest Section Time (Section)	0:11.12 (1000m)
Top Speed [km/h] (Section)	65.6 (1000m)
Race State	Finished



Toowoomba QLD Professional
 Race 3: David Dow Landscaping Maiden Handicap - 1200m
 07 September 2024 - 18:00
 Track Rating: Good, Weather: Fine, Rail Position: +2m Entire



Section	Overall	1000m	800m	600m	400m	200m
Section Times	1:12.78 [1] (0:14.64)	0:58.14 [9] (0:11.12)	0:47.02 [9] (0:11.31)	0:35.71 [9] (0:11.66)	0:24.05 [9] (0:11.87)	0:12.18 [5] (0:12.18)
Average Speed [km/h]	49.3	64.5	63.7	61.6	60.6	59.1
Top Speed [km/h]	65.4	65.6	64.6	63.9	61.7	60.8
Avg. Dist. to Rail [m]	8.4	0.6	0.4	0.2	1.1	0.6
Avg. Stride Freq. [Hz]	2.2	2.4	2.3	2.3	2.3	2.2
Avg. Stride Length [m]	6.3	7.6	7.6	7.5	7.4	7.4



- [] Ranking at each section and finish
- .-.- No data available at this section
- NA No data available



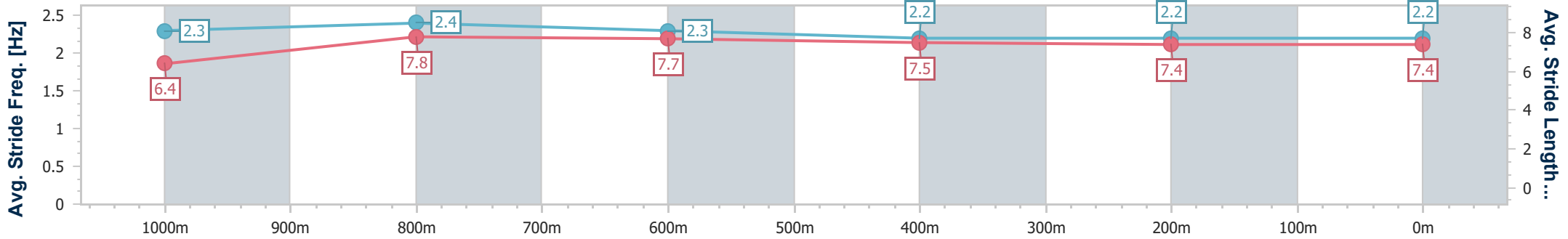
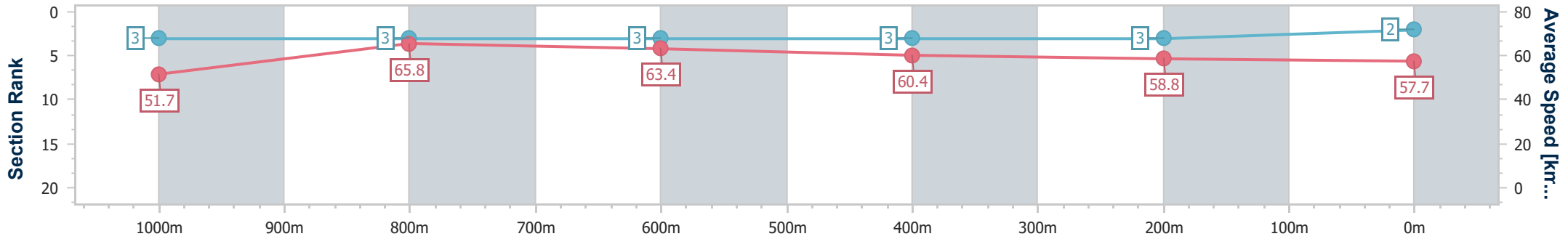
Horse/Jockey Name	Explosive Dragon
Final Rank	2
Fastest Section Time (Section)	0:10.92 (1000m)
Top Speed [km/h] (Section)	68.2 (Overall)
Race State	Finished



Toowoomba QLD Professional
 Race 3: David Dow Landscaping Maiden Handicap - 1200m
 07 September 2024 - 18:00
 Track Rating: Good, Weather: Fine, Rail Position: +2m Entire



Section	Overall	1000m	800m	600m	400m	200m
Section Times	1:12.88 [2] (0:13.96)	0:58.92 [3] (0:10.92)	0:48.00 [3] (0:11.33)	0:36.67 [3] (0:11.93)	0:24.74 [3] (0:12.25)	0:12.49 [3] (0:12.49)
Average Speed [km/h]	51.7	65.8	63.4	60.4	58.8	57.7
Top Speed [km/h]	68.2	66.6	65.3	63.8	59.7	57.9
Avg. Dist. to Rail [m]	3.7	0.4	0.2	0.3	0.4	0.5
Avg. Stride Freq. [Hz]	2.3	2.4	2.3	2.2	2.2	2.2
Avg. Stride Length [m]	6.4	7.8	7.7	7.5	7.4	7.4



- [] Ranking at each section and finish
- .-.- No data available at this section
- NA No data available



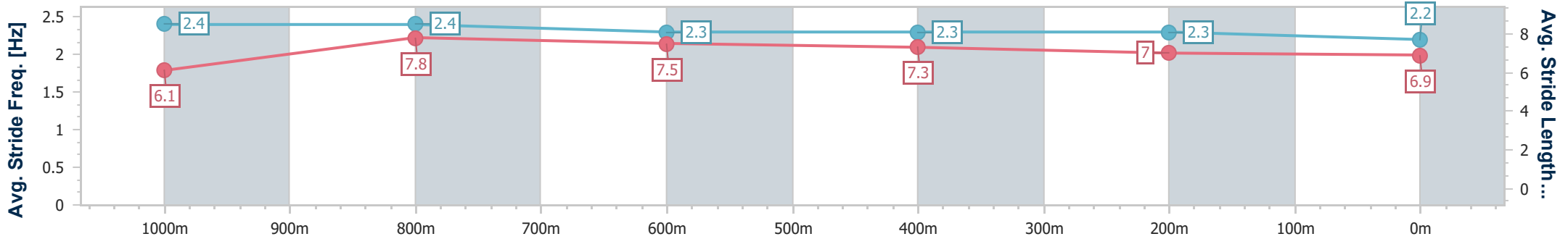
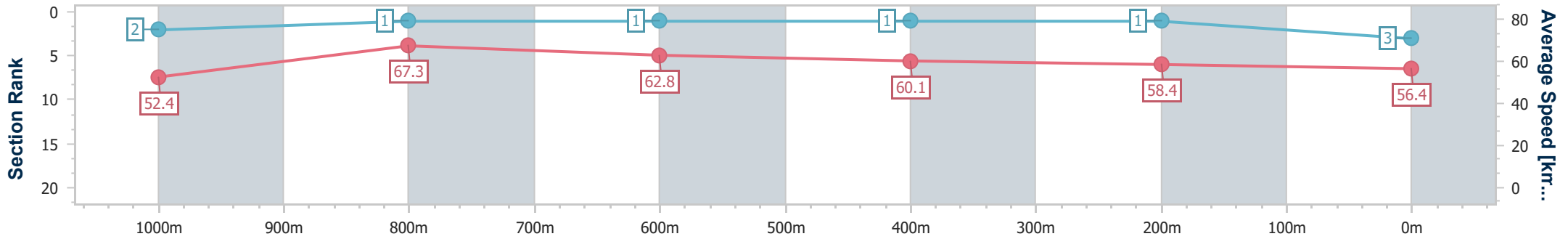
Horse/Jockey Name	Scottville Scooter
Final Rank	3
Fastest Section Time (Section)	0:10.73 (1000m)
Top Speed [km/h] (Section)	71.2 (Overall)
Race State	Finished



Toowoomba QLD Professional
 Race 3: David Dow Landscaping Maiden Handicap - 1200m
 07 September 2024 - 18:00
 Track Rating: Good, Weather: Fine, Rail Position: +2m Entire



Section	Overall	1000m	800m	600m	400m	200m
Section Times	1:12.98 [3] (0:13.74)	0:59.24 [2] (0:10.73)	0:48.51 [1] (0:11.50)	0:37.01 [1] (0:11.95)	0:25.06 [1] (0:12.27)	0:12.79 [1] (0:12.79)
Average Speed [km/h]	52.4	67.3	62.8	60.1	58.4	56.4
Top Speed [km/h]	71.2	70.2	64.1	62.3	60.6	57.8
Avg. Dist. to Rail [m]	7.9	1.3	1.0	0.3	0.8	1.5
Avg. Stride Freq. [Hz]	2.4	2.4	2.3	2.3	2.3	2.2
Avg. Stride Length [m]	6.1	7.8	7.5	7.3	7.0	6.9



- [] Ranking at each section and finish
- .-.- No data available at this section
- NA No data available



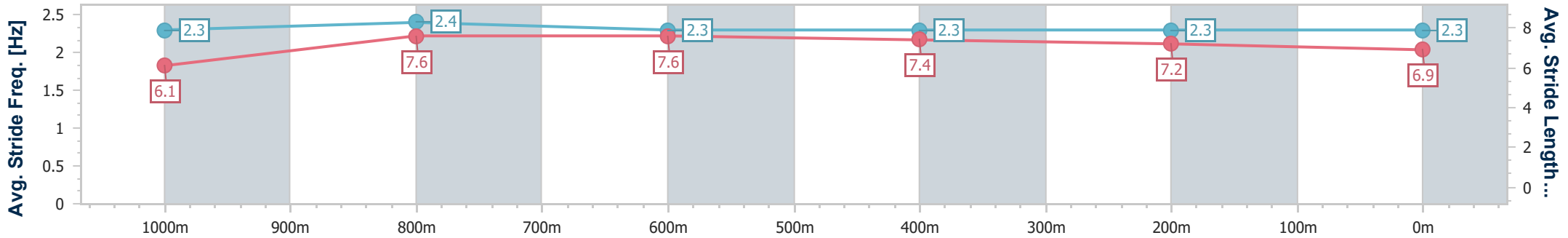
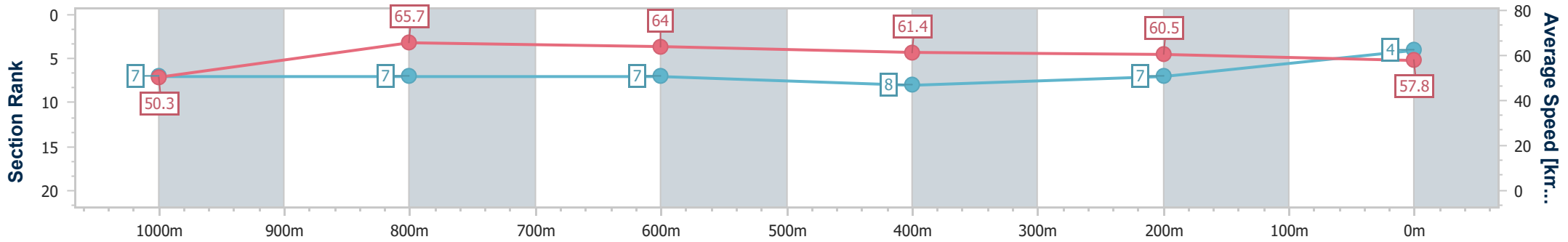
Horse/Jockey Name	Morganite
Final Rank	4
Fastest Section Time (Section)	0:11.02 (1000m)
Top Speed [km/h] (Section)	66.9 (1000m)
Race State	Finished



Toowoomba QLD Professional
Race 3: David Dow Landscaping Maiden Handicap - 1200m
 07 September 2024 - 18:00
 Track Rating: Good, Weather: Fine, Rail Position: +2m Entire



Section	Overall	1000m	800m	600m	400m	200m
Section Times	1:13.08 [4] (0:14.33)	0:58.75 [7] (0:11.02)	0:47.73 [7] (0:11.37)	0:36.36 [7] (0:11.89)	0:24.47 [8] (0:12.06)	0:12.41 [7]
Average Speed [km/h]	50.3	65.7	64.0	61.4	60.5	57.8
Top Speed [km/h]	65.5	66.9	64.6	63.7	61.4	59.4
Avg. Dist. to Rail [m]	3.7	1.9	2.7	2.8	3.4	4.4
Avg. Stride Freq. [Hz]	2.3	2.4	2.3	2.3	2.3	2.3
Avg. Stride Length [m]	6.1	7.6	7.6	7.4	7.2	6.9



- [] Ranking at each section and finish
- .-.- No data available at this section
- NA No data available



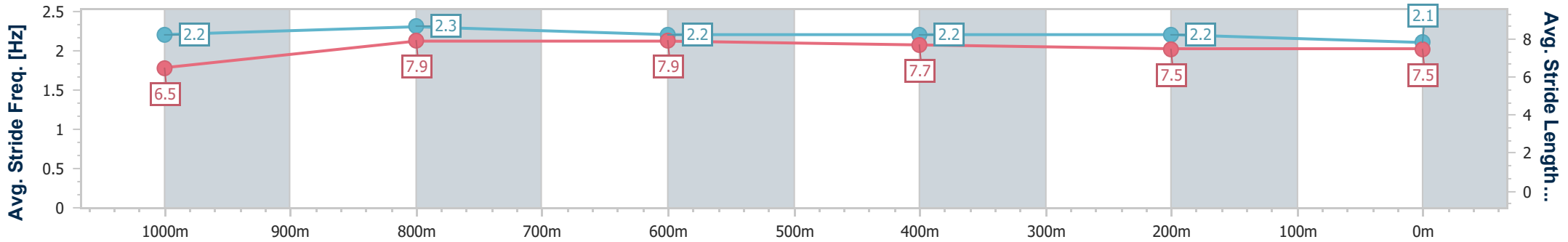
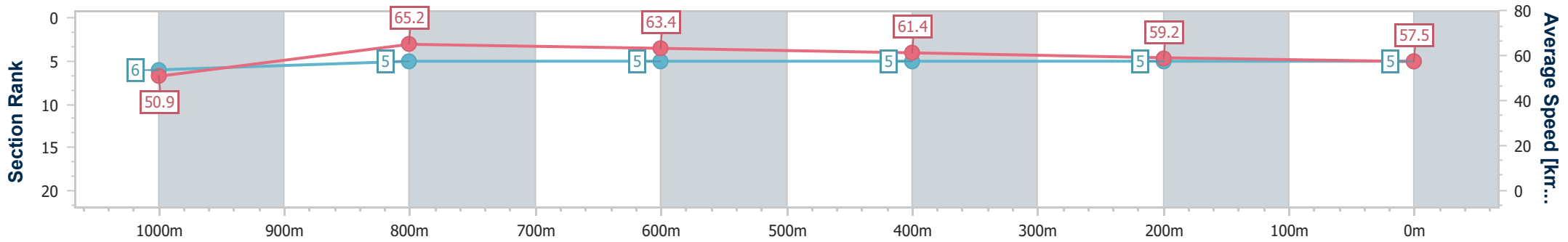
Horse/Jockey Name	Malecon
Final Rank	5
Fastest Section Time (Section)	0:11.06 (1000m)
Top Speed [km/h] (Section)	66.0 (1000m)
Race State	Finished



Toowoomba QLD Professional
 Race 3: David Dow Landscaping Maiden Handicap - 1200m
 07 September 2024 - 18:00
 Track Rating: Good, Weather: Fine, Rail Position: +2m Entire



Section	Overall	1000m	800m	600m	400m	200m
Section Times	1:13.09 [5] (0:14.15)	0:58.94 [6] (0:11.06)	0:47.88 [5] (0:11.40)	0:36.48 [5] (0:11.81)	0:24.67 [5] (0:12.18)	0:12.49 [5] (0:12.49)
Average Speed [km/h]	50.9	65.2	63.4	61.4	59.2	57.5
Top Speed [km/h]	65.8	66.0	64.7	62.5	61.4	57.7
Avg. Dist. to Rail [m]	2.7	0.5	1.3	1.3	2.0	3.2
Avg. Stride Freq. [Hz]	2.2	2.3	2.2	2.2	2.2	2.1
Avg. Stride Length [m]	6.5	7.9	7.9	7.7	7.5	7.5



- [] Ranking at each section and finish
- .-.- No data available at this section
- NA No data available



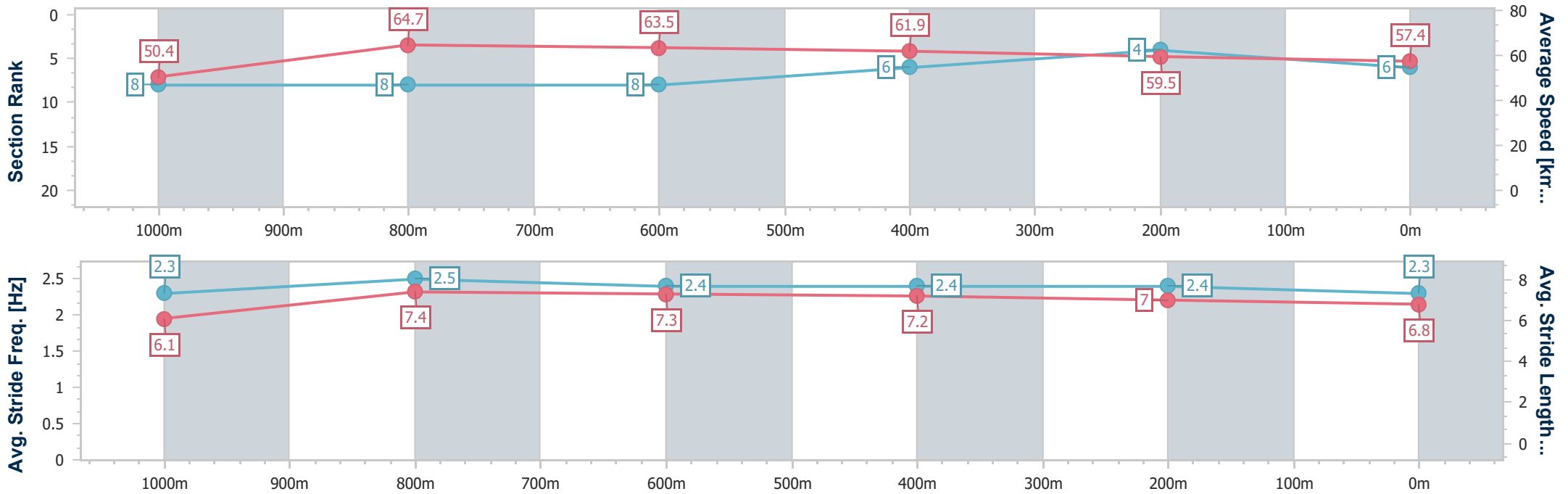
Horse/Jockey Name	Prevaricate
Final Rank	6
Fastest Section Time (Section)	0:11.09 (1000m)
Top Speed [km/h] (Section)	66.7 (Overall)
Race State	Finished



Toowoomba QLD Professional
Race 3: David Dow Landscaping Maiden Handicap - 1200m
07 September 2024 - 18:00
Track Rating: Good, Weather: Fine, Rail Position: +2m Entire



Section	Overall	1000m	800m	600m	400m	200m
Section Times	1:13.14 [6] (0:14.35)	0:58.79 [8] (0:11.09)	0:47.70 [8] (0:11.40)	0:36.30 [8] (0:11.69)	0:24.61 [6] (0:12.05)	0:12.56 [4] (0:12.56)
Average Speed [km/h]	50.4	64.7	63.5	61.9	59.5	57.4
Top Speed [km/h]	66.7	66.1	65.4	63.1	61.3	59.8
Avg. Dist. to Rail [m]	6.1	0.6	1.3	1.2	0.9	0.6
Avg. Stride Freq. [Hz]	2.3	2.5	2.4	2.4	2.4	2.3
Avg. Stride Length [m]	6.1	7.4	7.3	7.2	7.0	6.8



- [] Ranking at each section and finish
- .-.- No data available at this section
- NA No data available



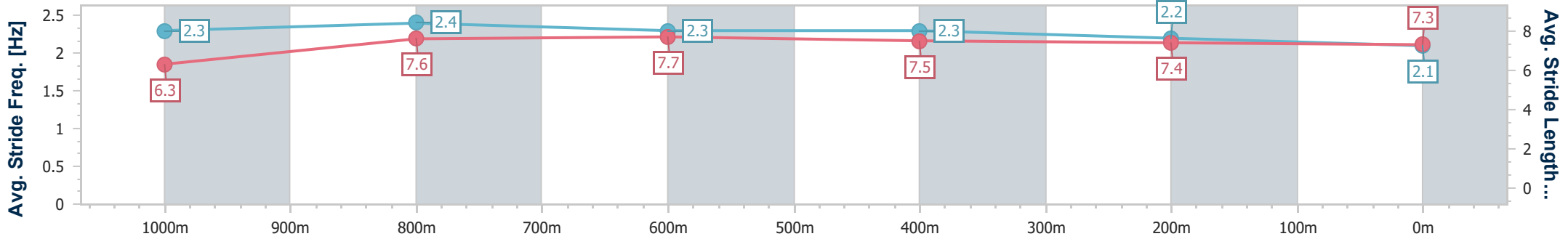
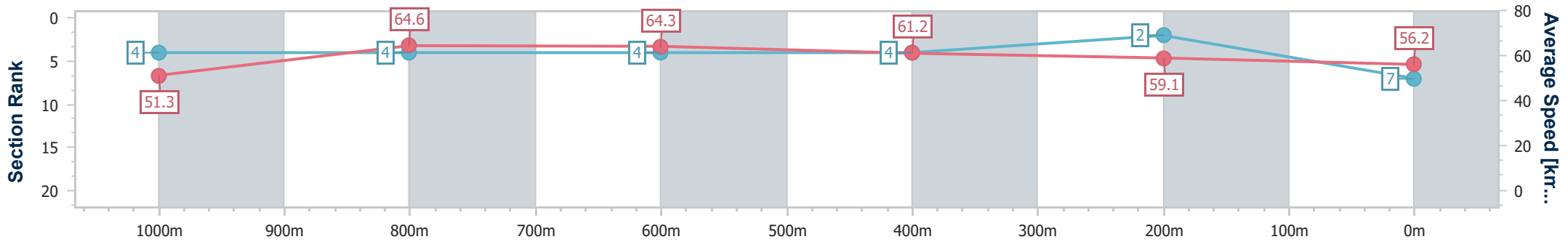
Horse/Jockey Name	Deep Dawn
Final Rank	7
Fastest Section Time (Section)	0:11.19 (1000m)
Top Speed [km/h] (Section)	65.9 (1000m)
Race State	Finished



Toowoomba QLD Professional
Race 3: David Dow Landscaping Maiden Handicap - 1200m
07 September 2024 - 18:00
Track Rating: Good, Weather: Fine, Rail Position: +2m Entire



Section	Overall	1000m	800m	600m	400m	200m
Section Times	1:13.15 [7] (0:14.01)	0:59.14 [4] (0:11.19)	0:47.95 [4] (0:11.26)	0:36.69 [4] (0:11.74)	0:24.95 [4] (0:12.11)	0:12.84 [2] (0:12.84)
Average Speed [km/h]	51.3	64.6	64.3	61.2	59.1	56.2
Top Speed [km/h]	65.3	65.9	65.8	64.1	61.1	57.2
Avg. Dist. to Rail [m]	3.8	1.8	0.7	0.4	1.1	1.2
Avg. Stride Freq. [Hz]	2.3	2.4	2.3	2.3	2.2	2.1
Avg. Stride Length [m]	6.3	7.6	7.7	7.5	7.4	7.3



- [] Ranking at each section and finish
- .-.- No data available at this section
- NA No data available



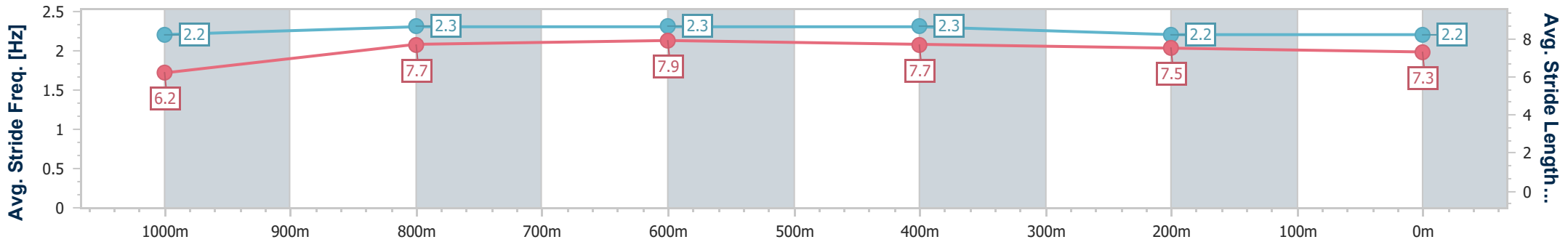
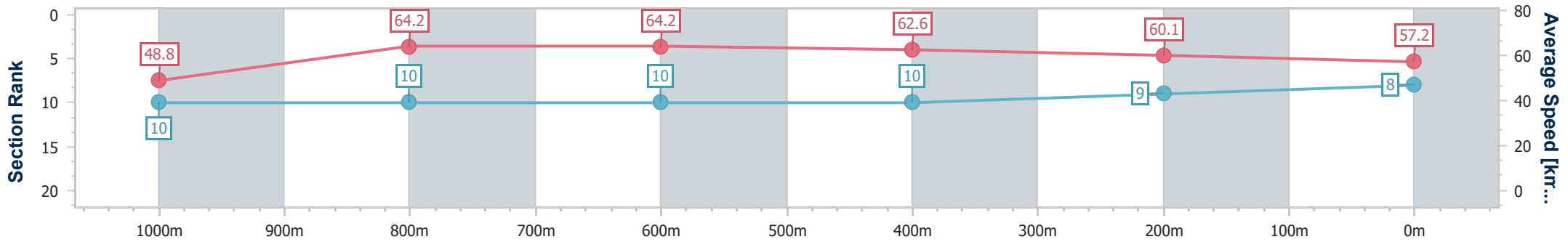
Horse/Jockey Name	Jorum
Final Rank	8
Fastest Section Time (Section)	0:11.25 (1000m)
Top Speed [km/h] (Section)	66.6 (Overall)
Race State	Finished



Toowoomba QLD Professional
Race 3: David Dow Landscaping Maiden Handicap - 1200m
07 September 2024 - 18:00
Track Rating: Good, Weather: Fine, Rail Position: +2m Entire



Section	Overall	1000m	800m	600m	400m	200m
Section Times	1:13.46 [8] (0:14.75)	0:58.71 [10] (0:11.25)	0:47.46 [10] (0:11.25)	0:36.21 [10] (0:11.63)	0:24.58 [10] (0:12.00)	0:12.58 [9] (0:12.58)
Average Speed [km/h]	48.8	64.2	64.2	62.6	60.1	57.2
Top Speed [km/h]	66.6	65.6	65.2	63.9	61.5	58.4
Avg. Dist. to Rail [m]	9.0	1.3	1.2	2.2	0.8	0.5
Avg. Stride Freq. [Hz]	2.2	2.3	2.3	2.3	2.2	2.2
Avg. Stride Length [m]	6.2	7.7	7.9	7.7	7.5	7.3



- [] Ranking at each section and finish
- .-.- No data available at this section
- NA No data available



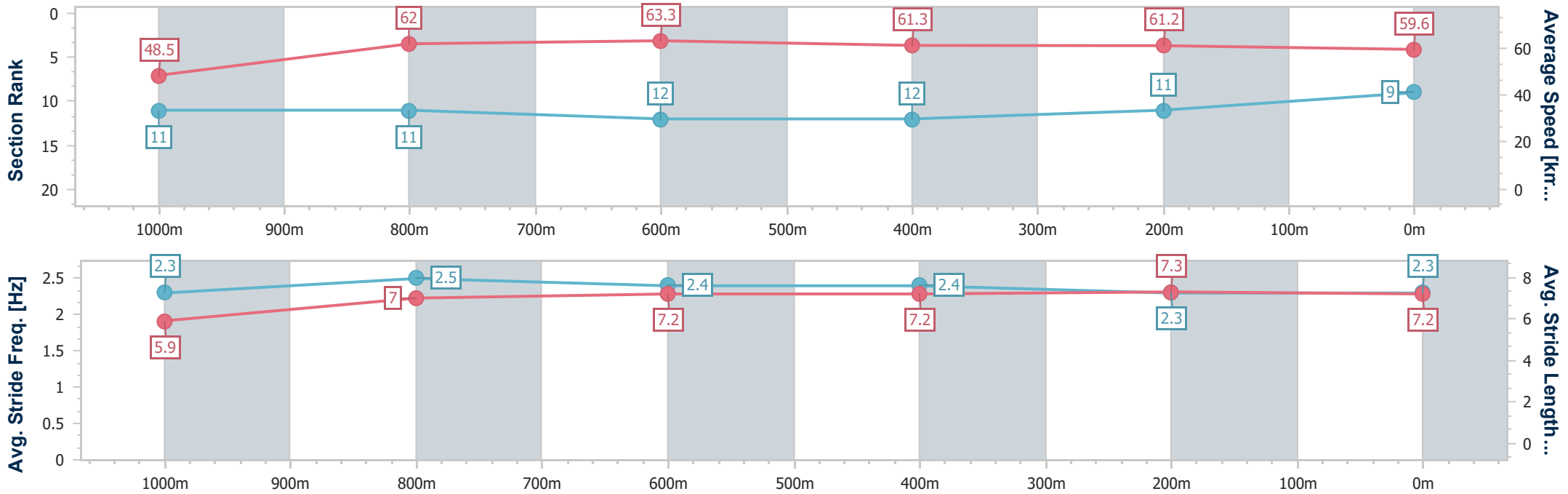
Horse/Jockey Name	Nythe
Final Rank	9
Fastest Section Time (Section)	0:11.46 (800m)
Top Speed [km/h] (Section)	64.1 (800m)
Race State	Finished



Toowoomba QLD Professional
 Race 3: David Dow Landscaping Maiden Handicap - 1200m
 07 September 2024 - 18:00
 Track Rating: Good, Weather: Fine, Rail Position: +2m Entire



Section	Overall	1000m	800m	600m	400m	200m
Section Times	1:13.51 [9] (0:14.86)	0:58.65 [11] (0:11.60)	0:47.05 [11] (0:11.46)	0:35.59 [12] (0:11.76)	0:23.83 [12] (0:11.73)	0:12.10 [11] (0:12.10)
Average Speed [km/h]	48.5	62.0	63.3	61.3	61.2	59.6
Top Speed [km/h]	63.0	62.9	64.1	63.3	62.1	60.9
Avg. Dist. to Rail [m]	5.8	0.3	1.3	0.7	0.4	2.0
Avg. Stride Freq. [Hz]	2.3	2.5	2.4	2.4	2.3	2.3
Avg. Stride Length [m]	5.9	7.0	7.2	7.2	7.3	7.2



- [] Ranking at each section and finish
- .-.- No data available at this section
- NA No data available



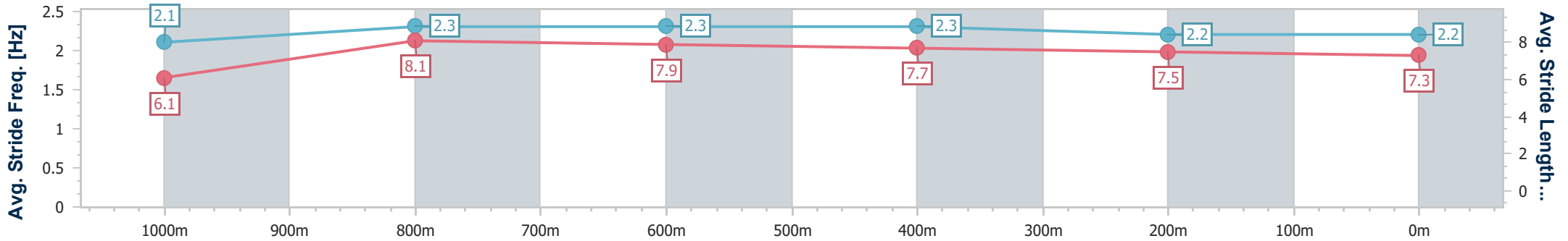
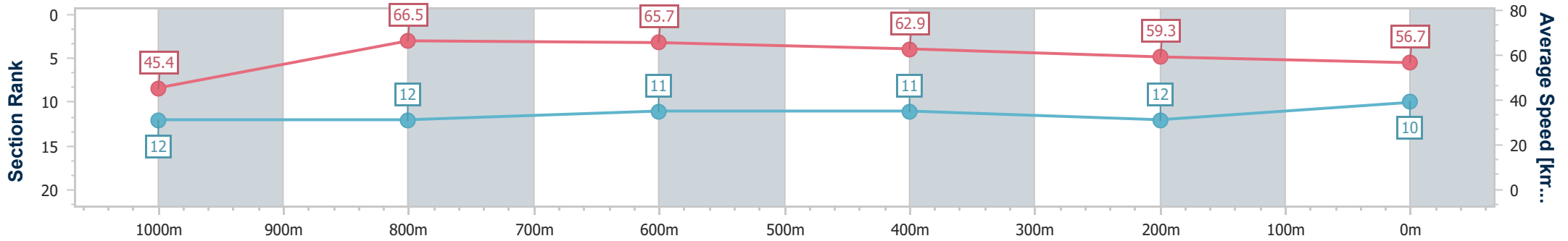
Horse/Jockey Name	Ichika
Final Rank	10
Fastest Section Time (Section)	0:10.92 (1000m)
Top Speed [km/h] (Section)	66.8 (1000m)
Race State	Finished



Toowoomba QLD Professional
Race 3: David Dow Landscaping Maiden Handicap - 1200m
 07 September 2024 - 18:00
 Track Rating: Good, Weather: Fine, Rail Position: +2m Entire



Section	Overall	1000m	800m	600m	400m	200m
Section Times	1:14.16 [10] (0:15.86)	0:58.30 [12] (0:10.92)	0:47.38 [12] (0:11.04)	0:36.34 [11] (0:11.43)	0:24.91 [11] (0:12.23)	0:12.68 [12] (0:12.68)
Average Speed [km/h]	45.4	66.5	65.7	62.9	59.3	56.7
Top Speed [km/h]	65.4	66.8	66.4	65.0	60.5	57.7
Avg. Dist. to Rail [m]	5.8	2.7	2.0	0.7	1.7	1.4
Avg. Stride Freq. [Hz]	2.1	2.3	2.3	2.3	2.2	2.2
Avg. Stride Length [m]	6.1	8.1	7.9	7.7	7.5	7.3



- [] Ranking at each section and finish
- .-.- No data available at this section
- NA No data available



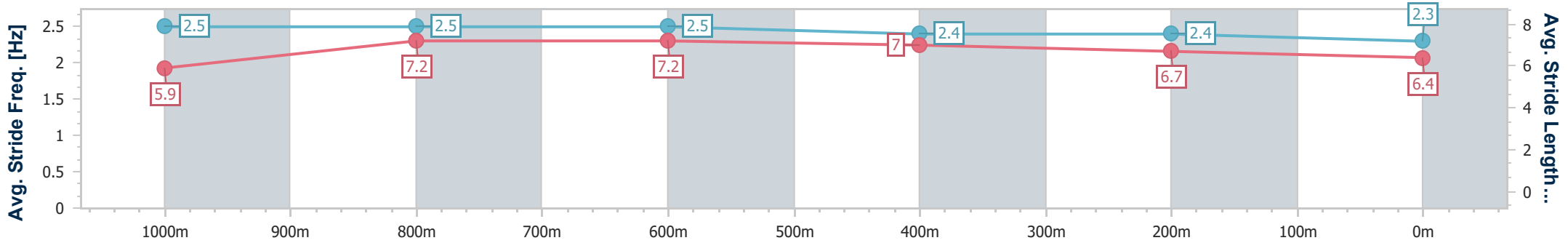
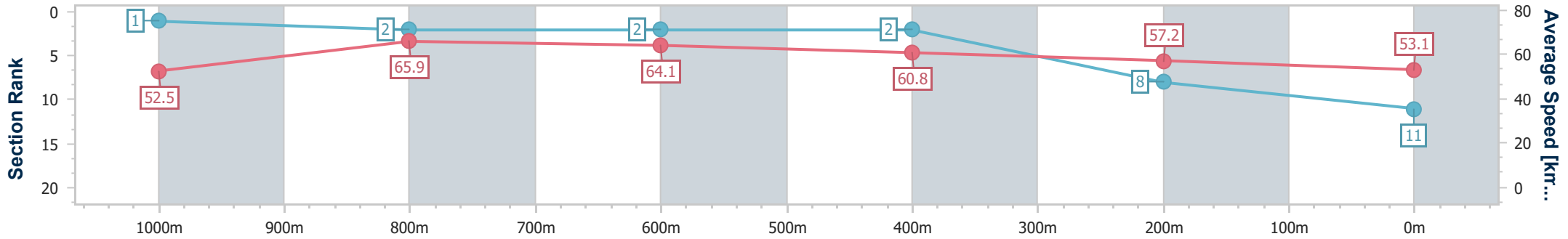
Horse/Jockey Name	Mint Street
Final Rank	11
Fastest Section Time (Section)	0:11.05 (1000m)
Top Speed [km/h] (Section)	68.0 (Overall)
Race State	Finished



Toowoomba QLD Professional
 Race 3: David Dow Landscaping Maiden Handicap - 1200m
 07 September 2024 - 18:00
 Track Rating: Good, Weather: Fine, Rail Position: +2m Entire



Section	Overall	1000m	800m	600m	400m	200m
Section Times	1:14.37 [11] (0:13.72)	1:00.65 [1] (0:11.05)	0:49.60 [2] (0:11.33)	0:38.27 [2] (0:11.99)	0:26.28 [2] (0:12.69)	0:13.59 [8] (0:13.59)
Average Speed [km/h]	52.5	65.9	64.1	60.8	57.2	53.1
Top Speed [km/h]	68.0	67.4	64.5	64.0	58.9	54.7
Avg. Dist. to Rail [m]	6.2	2.6	2.8	2.9	2.6	2.5
Avg. Stride Freq. [Hz]	2.5	2.5	2.5	2.4	2.4	2.3
Avg. Stride Length [m]	5.9	7.2	7.2	7.0	6.7	6.4



- [] Ranking at each section and finish
- .-.- No data available at this section
- NA No data available



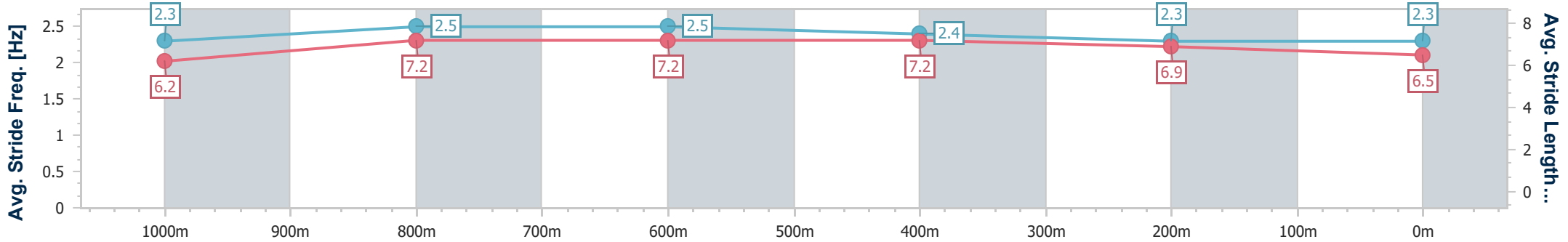
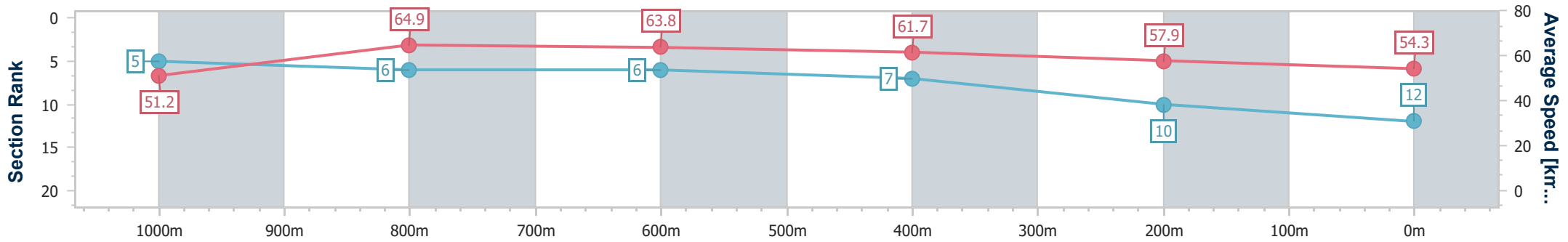
Horse/Jockey Name	Fortune Ready
Final Rank	12
Fastest Section Time (Section)	0:11.20 (1000m)
Top Speed [km/h] (Section)	65.6 (1000m)
Race State	Finished



Toowoomba QLD Professional
Race 3: David Dow Landscaping Maiden Handicap - 1200m
07 September 2024 - 18:00
Track Rating: Good, Weather: Fine, Rail Position: +2m Entire



Section	Overall	1000m	800m	600m	400m	200m
Section Times	1:14.40 [12] (0:14.09)	1:00.31 [5] (0:11.20)	0:49.11 [6] (0:11.42)	0:37.69 [6] (0:11.89)	0:25.80 [7] (0:12.59)	0:13.21 [10] (0:13.21)
Average Speed [km/h]	51.2	64.9	63.8	61.7	57.9	54.3
Top Speed [km/h]	65.6	65.6	65.3	63.5	61.0	56.8
Avg. Dist. to Rail [m]	7.1	2.6	3.5	3.8	3.7	5.0
Avg. Stride Freq. [Hz]	2.3	2.5	2.5	2.4	2.3	2.3
Avg. Stride Length [m]	6.2	7.2	7.2	7.2	6.9	6.5



- [] Ranking at each section and finish
- .-.- No data available at this section
- NA No data available



Toowoomba QLD Professional

Race 4: WILLMOT ACCOUNTING BENCHMARK 58 Handicap - 1625m

07 September 2024 - 18:39



Track Rating: Good, Weather: Fine, Rail Position: +2m Entire

Section		Overall	1400m	1200m	1000m	800m	600m	400m	Last 600m				
Field Times		1:41.84 (0:15.19)	1:26.65 (0:12.07)	1:14.58 (0:12.79)	1:01.79 (0:13.40)	0:48.39 (0:13.19)	0:35.20 (0:11.62)	0:23.58 (0:11.66)	0:35.20				
Rank	TAB Horse/Jockey	Barrier	Top Speed [km/h]	Fastest Section	Distance Travelled [m]								
1	2 SKATER Jasper Franklin	6	66.5	0:11.58	1:41.84 [1] (0:15.19)	1:26.65 [1] (0:12.07)	1:14.58 [1] (0:12.79)	1:01.79 [1] (0:13.40)	0:48.39 [1] (0:13.23)	0:35.16 [2] (0:11.58)	0:23.58 [1] (0:11.66)	0:35.16	
2	8 GOING TO THE SUN Madeleine Wishart	10	65.9	0:11.40	1:41.93 [2] (0:15.84)	1:26.09 [6] (0:12.09)	1:14.00 [6] (0:12.83)	1:01.17 [6] (0:13.31)	0:47.86 [7] (0:13.30)	0:34.56 [7] (0:11.60)	0:22.96 [7] (0:11.40)	0:34.56	+3
3	1 IT'SMEMARIO Landan Sykes	4	66.6	0:11.43	1:41.95 [3] (0:15.82)	1:26.13 [4] (0:11.85)	1:14.28 [5] (0:12.74)	1:01.54 [5] (0:13.47)	0:48.07 [5] (0:13.25)	0:34.82 [6] (0:11.79)	0:23.03 [6] (0:11.43)	0:34.82	+6
4	5 MILAGRO Justin Huxtable	8	64.9	0:11.48	1:42.02 [4] (0:16.01)	1:26.01 [7] (0:12.02)	1:13.99 [7] (0:12.75)	1:01.24 [7] (0:13.26)	0:47.98 [6] (0:13.06)	0:34.92 [5] (0:11.60)	0:23.32 [4] (0:11.48)	0:34.92	+5
5	6 ZOU ZOUAMORE Nozi Tomizawa	2	67.9	0:11.60	1:42.04 [5] (0:15.68)	1:26.36 [3] (0:11.90)	1:14.46 [4] (0:12.82)	1:01.64 [4] (0:13.38)	0:48.26 [4] (0:12.93)	0:35.33 [3] (0:11.66)	0:23.67 [2] (0:11.60)	0:35.33	+4
6	4 DUMA Luke Tarrant	7	64.6	0:11.55	1:42.31 [6] (0:16.60)	1:25.71 [8] (0:11.57)	1:14.14 [8] (0:12.87)	1:01.27 [8] (0:13.24)	0:48.03 [8] (0:13.17)	0:34.86 [8] (0:11.69)	0:23.17 [8] (0:11.55)	0:34.86	+3
7	10 FORCE ME Georgina Cartwright	3	64.3	0:11.71	1:42.32 [7] (0:15.48)	1:26.84 [2] (0:11.85)	1:14.99 [2] (0:12.73)	1:02.26 [2] (0:13.41)	0:48.85 [2] (0:13.17)	0:35.68 [1] (0:11.93)	0:23.75 [3] (0:11.71)	0:35.68	+0
8	7 DUCHESS BREE Nathan Evans	5	65.1	0:11.21	1:42.59 [8] (0:16.74)	1:25.85 [9] (0:11.74)	1:14.11 [9] (0:12.92)	1:01.19 [9] (0:13.32)	0:47.87 [9] (0:13.13)	0:34.74 [9] (0:11.56)	0:23.18 [9] (0:11.21)	0:34.74	-4
9	9 WORLD ATLAS Shania Willis	1	65.7	0:11.68	1:43.70 [9] (0:15.84)	1:27.86 [5] (0:11.68)	1:16.18 [3] (0:12.87)	1:03.31 [3] (0:13.32)	0:49.99 [3] (0:13.29)	0:36.70 [4] (0:11.86)	0:24.84 [5] (0:11.77)	0:36.70	-2

Scratched: One Reason (#3)

[] Ranking at each section and finish
 -:-:- No data available at this section
 NA No data available

SCN Saddle cloth number
 DNF Did not finish
 DNT Did not track



Toowoomba QLD Professional

Race 4: WILLMOT ACCOUNTING BENCHMARK 58 Handicap - 1625m

07 September 2024 - 18:39



Track Rating: Good, Weather: Fine, Rail Position: +2m Entire

Section				200m				Last 600m	
Field Times				0:11.92 (0:11.92)				0:35.20	
Rank	TAB	Horse/Jockey	Barrier	Top Speed [km/h]	Fastest Section	Margin			Distance Travelled [m]
1	2	SKATER Jasper Franklin	6	66.5 Overall	0:11.58 600m	0:11.92 [1] (0:11.92)	1:41.84		0:35.16
2	8	GOING TO THE SUN Madeleine Wishart	10	65.9 1400m	0:11.40 400m	0:11.56 [6] (0:11.56)	0.5L		0:34.56 +3
3	1	IT'SMEMARIO Landan Sykes	4	66.6 Overall	0:11.43 400m	0:11.60 [5] (0:11.60)	0.6L		0:34.82 +6
4	5	MILAGRO Justin Huxtable	8	64.9 Overall	0:11.48 400m	0:11.84 [3] (0:11.84)	1L		0:34.92 +5
5	6	ZOU ZOUAMORE Nozi Tomizawa	2	67.9 Overall	0:11.60 400m	0:12.07 [2] (0:12.07)	1.1L		0:35.33 +4
6	4	DUMA Luke Tarrant	7	64.6 1400m	0:11.55 400m	0:11.62 [9] (0:11.62)	2.6L		0:34.86 +3
7	10	FORCE ME Georgina Cartwright	3	64.3 Overall	0:11.71 400m	0:12.04 [4] (0:12.04)	2.7L		0:35.68 +0
8	7	DUCHESS BREE Nathan Evans	5	65.1 400m	0:11.21 400m	0:11.97 [7] (0:11.97)	4.2L		0:34.74 -4
9	9	WORLD ATLAS Shania Willis	1	65.7 Overall	0:11.68 1400m	0:13.07 [8] (0:13.07)	10.7L		0:36.70 -2

Scratched: One Reason (#3)

[] Ranking at each section and finish
 -:-:- No data available at this section
 NA No data available

SCN Saddle cloth number
 DNF Did not finish
 DNT Did not track



Horse/Jockey Name	Skater
Final Rank	1
Fastest Section Time (Section)	0:11.58 (600m)
Top Speed [km/h] (Section)	66.5 (Overall)
Race State	Finished



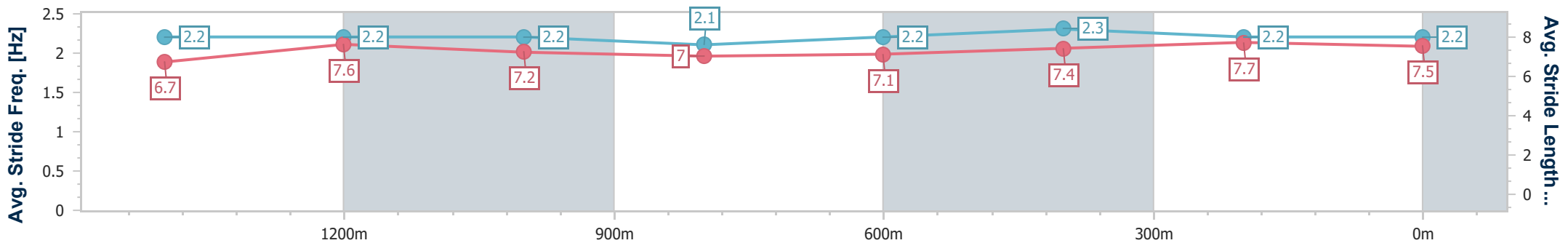
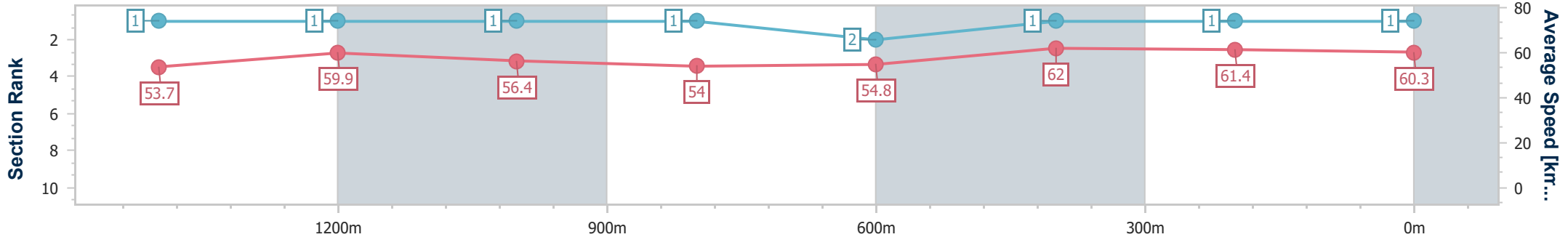
Toowoomba QLD Professional
Race 4: WILLMOT ACCOUNTING BENCHMARK 58 Handicap - 1625m



07 September 2024 - 18:39

Track Rating: Good, Weather: Fine, Rail Position: +2m Entire

Section	Overall	1400m	1200m	1000m	800m	600m	400m	200m					
Section Times	1:41.84 [1] (0:15.19)	1:26.65 [1] (0:12.07)	1:14.58 [1] (0:12.79)	1:01.79 [1] (0:13.40)	0:48.39 [1] (0:13.23)	0:35.16 [2] (0:11.58)	0:23.58 [1] (0:11.66)	0:11.92 [1] (0:11.92)					
Average Speed [km/h]	53.7	59.9	56.4	54.0	54.8	62.0	61.4	60.3					
Top Speed [km/h]	66.5	66.3	58.7	55.5	60.2	63.3	62.7	60.9					
Avg. Dist. to Rail [m]	6.2	1.0	1.3	1.3	1.3	0.6	1.9	2.3					
Avg. Stride Freq. [Hz]	2.2	2.2	2.2	2.1	2.2	2.3	2.2	2.2					
Avg. Stride Length [m]	6.7	7.6	7.2	7.0	7.1	7.4	7.7	7.5					



- [] Ranking at each section and finish
- .-.- No data available at this section
- NA No data available



Horse/Jockey Name	Going To The Sun
Final Rank	2
Fastest Section Time (Section)	0:11.40 (400m)
Top Speed [km/h] (Section)	65.9 (1400m)
Race State	Finished



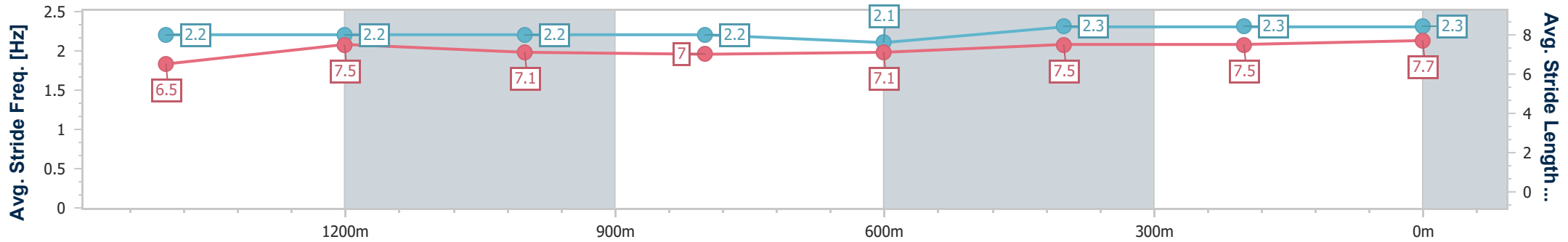
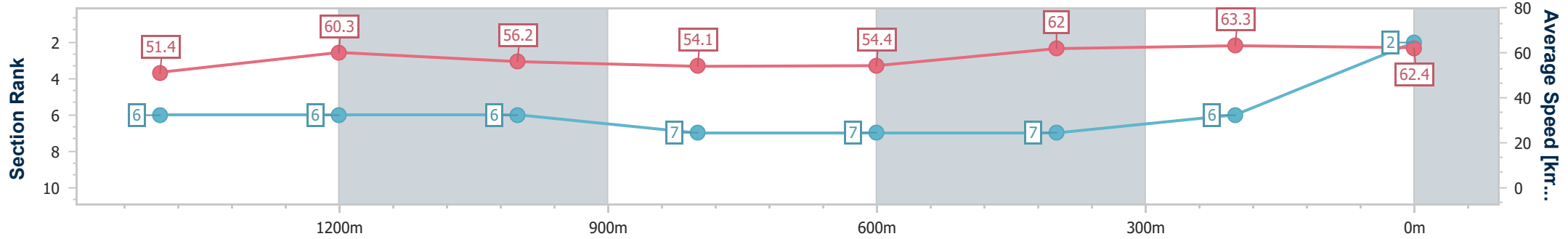
Toowoomba QLD Professional
Race 4: WILLMOT ACCOUNTING BENCHMARK 58 Handicap - 1625m



07 September 2024 - 18:39

Track Rating: Good, Weather: Fine, Rail Position: +2m Entire

Section	Overall	1400m	1200m	1000m	800m	600m	400m	200m					
Section Times	1:41.93 [2] (0:15.84)	1:26.09 [6] (0:12.09)	1:14.00 [6] (0:12.83)	1:01.17 [6] (0:13.31)	0:47.86 [7] (0:13.30)	0:34.56 [7] (0:11.60)	0:22.96 [7] (0:11.40)	0:11.56 [6] (0:11.56)					
Average Speed [km/h]	51.4	60.3	56.2	54.1	54.4	62.0	63.3	62.4					
Top Speed [km/h]	64.8	65.9	58.7	54.8	59.3	64.2	64.1	63.1					
Avg. Dist. to Rail [m]	7.0	1.7	1.0	0.4	0.8	0.4	1.1	0.7					
Avg. Stride Freq. [Hz]	2.2	2.2	2.2	2.2	2.1	2.3	2.3	2.3					
Avg. Stride Length [m]	6.5	7.5	7.1	7.0	7.1	7.5	7.5	7.7					



- [] Ranking at each section and finish
- .-.- No data available at this section
- NA No data available



Horse/Jockey Name	It'smemario
Final Rank	3
Fastest Section Time (Section)	0:11.43 (400m)
Top Speed [km/h] (Section)	66.6 (Overall)
Race State	Finished



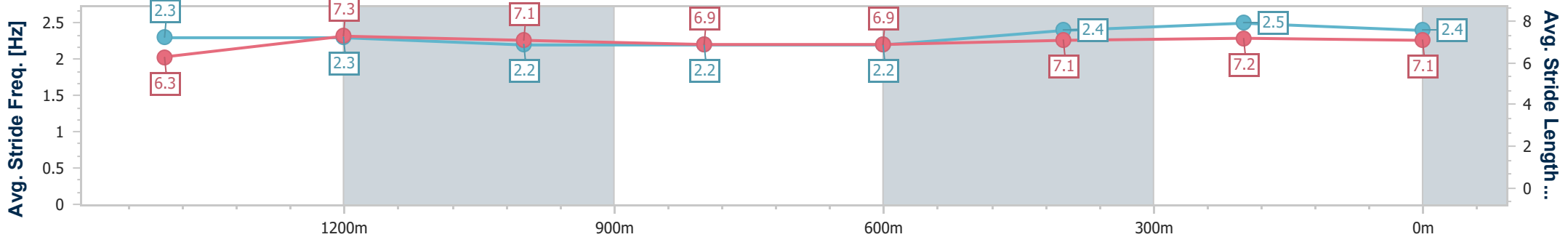
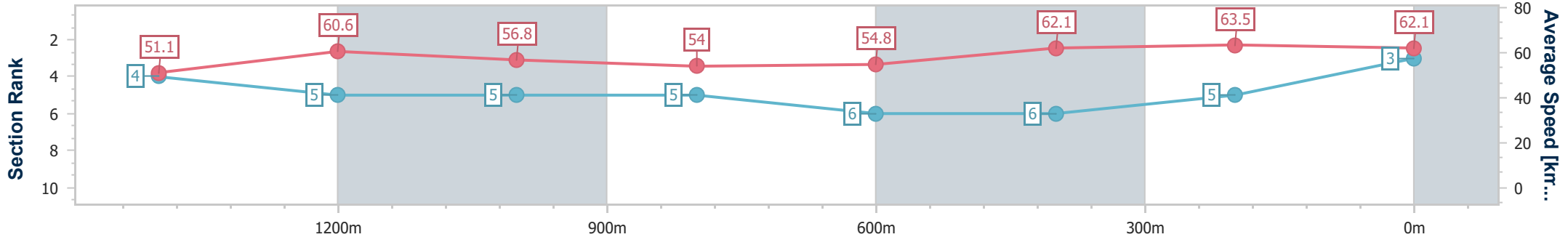
Toowoomba QLD Professional
Race 4: WILLMOT ACCOUNTING BENCHMARK 58 Handicap - 1625m



07 September 2024 - 18:39

Track Rating: Good, Weather: Fine, Rail Position: +2m Entire

Section	Overall	1400m	1200m	1000m	800m	600m	400m	200m					
Section Times	1:41.95 [3] (0:15.82)	1:26.13 [4] (0:11.85)	1:14.28 [5] (0:12.74)	1:01.54 [5] (0:13.47)	0:48.07 [5] (0:13.25)	0:34.82 [6] (0:11.79)	0:23.03 [6] (0:11.43)	0:11.60 [5] (0:11.60)					
Average Speed [km/h]	51.1	60.6	56.8	54.0	54.8	62.1	63.5	62.1					
Top Speed [km/h]	66.6	64.9	58.8	55.3	58.8	63.9	64.6	62.9					
Avg. Dist. to Rail [m]	2.6	0.8	2.5	2.8	3.3	2.9	3.2	5.0					
Avg. Stride Freq. [Hz]	2.3	2.3	2.2	2.2	2.2	2.4	2.5	2.4					
Avg. Stride Length [m]	6.3	7.3	7.1	6.9	6.9	7.1	7.2	7.1					



- [] Ranking at each section and finish
- .-.- No data available at this section
- NA No data available



Horse/Jockey Name	Milagro
Final Rank	4
Fastest Section Time (Section)	0:11.48 (400m)
Top Speed [km/h] (Section)	64.9 (Overall)
Race State	Finished



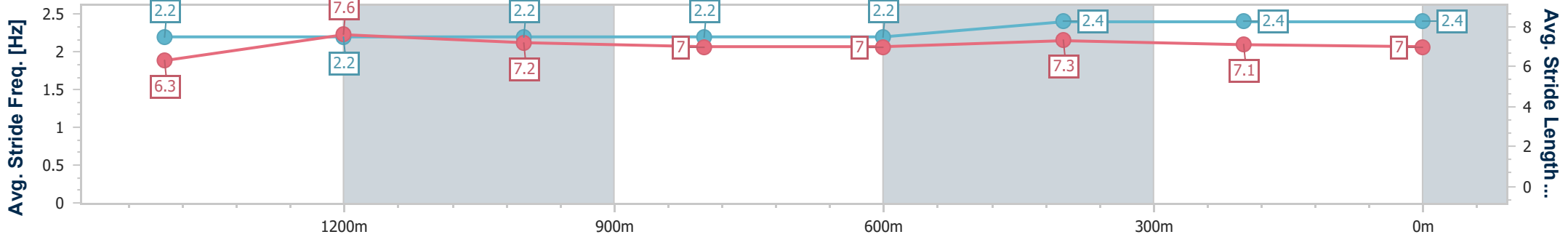
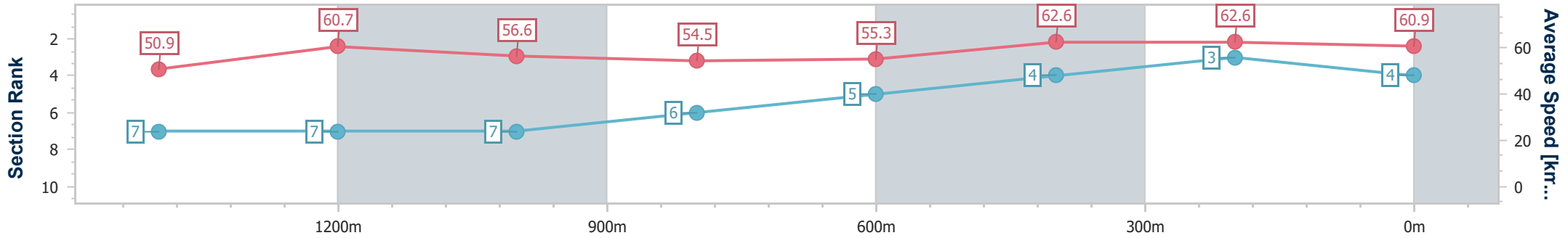
Toowoomba QLD Professional
Race 4: WILLMOT ACCOUNTING BENCHMARK 58 Handicap - 1625m



07 September 2024 - 18:39

Track Rating: Good, Weather: Fine, Rail Position: +2m Entire

Section	Overall	1400m	1200m	1000m	800m	600m	400m	200m
Section Times	1:42.02 [4] (0:16.01)	1:26.01 [7] (0:12.02)	1:13.99 [7] (0:12.75)	1:01.24 [7] (0:13.26)	0:47.98 [6] (0:13.06)	0:34.92 [5] (0:11.60)	0:23.32 [4] (0:11.48)	0:11.84 [3] (0:11.84)
Average Speed [km/h]	50.9	60.7	56.6	54.5	55.3	62.6	62.6	60.9
Top Speed [km/h]	64.9	63.1	58.3	55.3	60.9	63.7	64.0	62.3
Avg. Dist. to Rail [m]	5.3	2.3	1.3	0.9	1.5	1.3	0.5	0.9
Avg. Stride Freq. [Hz]	2.2	2.2	2.2	2.2	2.2	2.4	2.4	2.4
Avg. Stride Length [m]	6.3	7.6	7.2	7.0	7.0	7.3	7.1	7.0



- [] Ranking at each section and finish
- .-.- No data available at this section
- NA No data available



Horse/Jockey Name	Zou Zouamore
Final Rank	5
Fastest Section Time (Section)	0:11.60 (400m)
Top Speed [km/h] (Section)	67.9 (Overall)
Race State	Finished



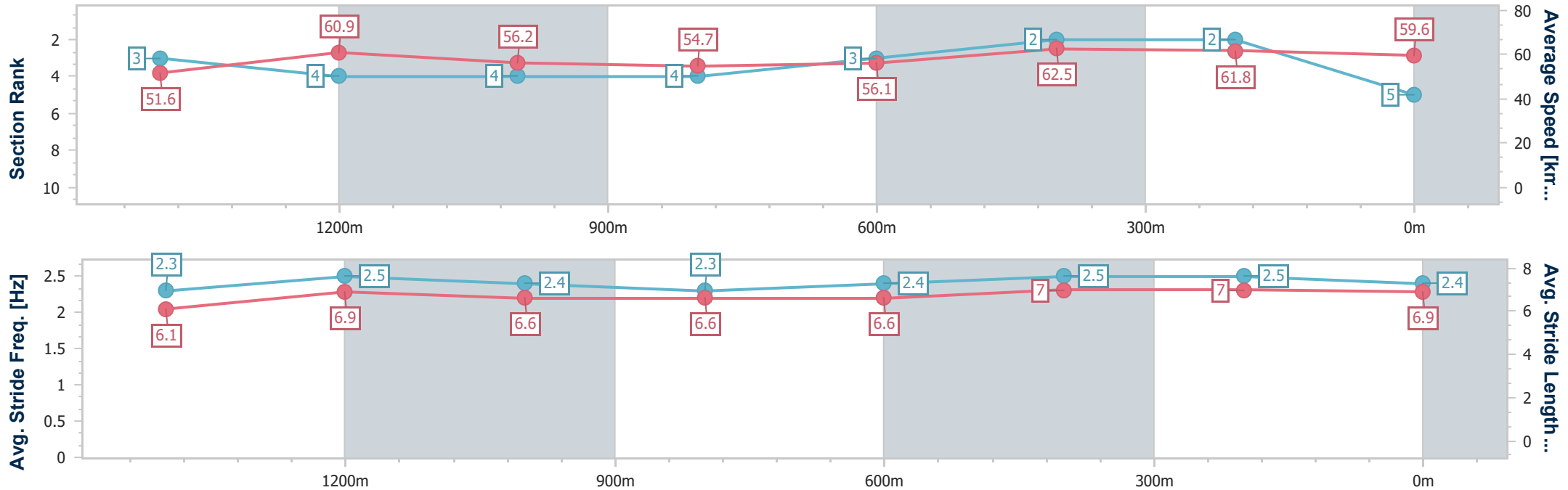
Toowoomba QLD Professional
Race 4: WILLMOT ACCOUNTING BENCHMARK 58 Handicap - 1625m



07 September 2024 - 18:39

Track Rating: Good, Weather: Fine, Rail Position: +2m Entire

Section	Overall	1400m	1200m	1000m	800m	600m	400m	200m					
Section Times	1:42.04 [5] (0:15.68)	1:26.36 [3] (0:11.90)	1:14.46 [4] (0:12.82)	1:01.64 [4] (0:13.38)	0:48.26 [4] (0:12.93)	0:35.33 [3] (0:11.66)	0:23.67 [2] (0:11.60)	0:12.07 [2] (0:12.07)					
Average Speed [km/h]	51.6	60.9	56.2	54.7	56.1	62.5	61.8	59.6					
Top Speed [km/h]	67.9	66.6	58.1	56.2	62.3	64.8	63.5	61.3					
Avg. Dist. to Rail [m]	2.4	1.7	3.1	3.8	3.2	2.1	1.0	1.0					
Avg. Stride Freq. [Hz]	2.3	2.5	2.4	2.3	2.4	2.5	2.5	2.4					
Avg. Stride Length [m]	6.1	6.9	6.6	6.6	6.6	7.0	7.0	6.9					



- [] Ranking at each section and finish
- .-.- No data available at this section
- NA No data available



Horse/Jockey Name	Duma
Final Rank	6
Fastest Section Time (Section)	0:11.55 (400m)
Top Speed [km/h] (Section)	64.6 (1400m)
Race State	Finished



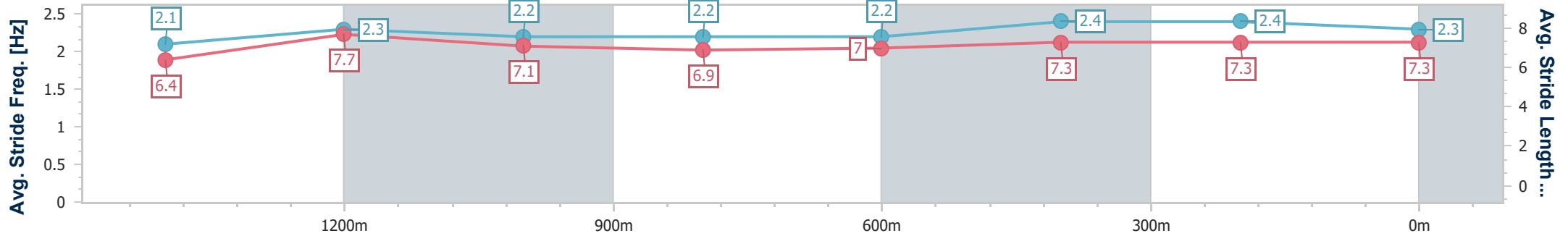
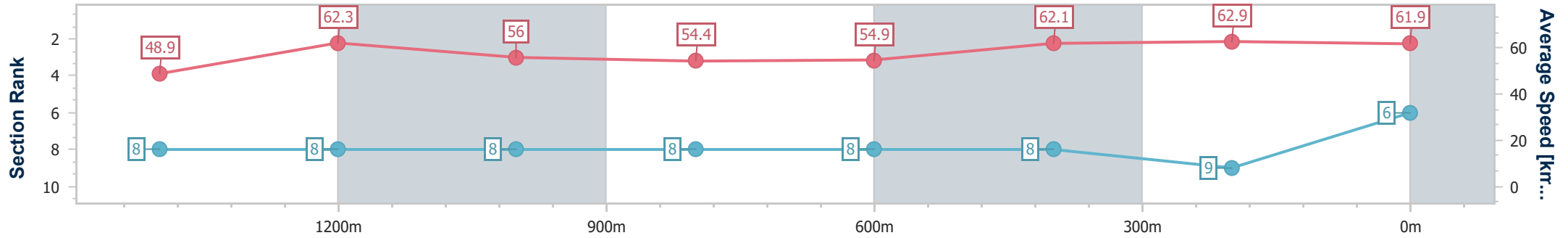
Toowoomba QLD Professional
Race 4: WILLMOT ACCOUNTING BENCHMARK 58 Handicap - 1625m



07 September 2024 - 18:39

Track Rating: Good, Weather: Fine, Rail Position: +2m Entire

Section	Overall	1400m	1200m	1000m	800m	600m	400m	200m
Section Times	1:42.31 [6] (0:16.60)	1:25.71 [8] (0:11.57)	1:14.14 [8] (0:12.87)	1:01.27 [8] (0:13.24)	0:48.03 [8] (0:13.17)	0:34.86 [8] (0:11.69)	0:23.17 [8] (0:11.55)	0:11.62 [9] (0:11.62)
Average Speed [km/h]	48.9	62.3	56.0	54.4	54.9	62.1	62.9	61.9
Top Speed [km/h]	64.6	64.6	58.1	55.1	58.8	64.3	63.9	64.0
Avg. Dist. to Rail [m]	5.3	0.8	1.6	0.9	1.1	1.1	2.5	5.0
Avg. Stride Freq. [Hz]	2.1	2.3	2.2	2.2	2.2	2.4	2.4	2.3
Avg. Stride Length [m]	6.4	7.7	7.1	6.9	7.0	7.3	7.3	7.3



- [] Ranking at each section and finish
- .-.- No data available at this section
- NA No data available



Horse/Jockey Name	Force Me
Final Rank	7
Fastest Section Time (Section)	0:11.71 (400m)
Top Speed [km/h] (Section)	64.3 (Overall)
Race State	Finished



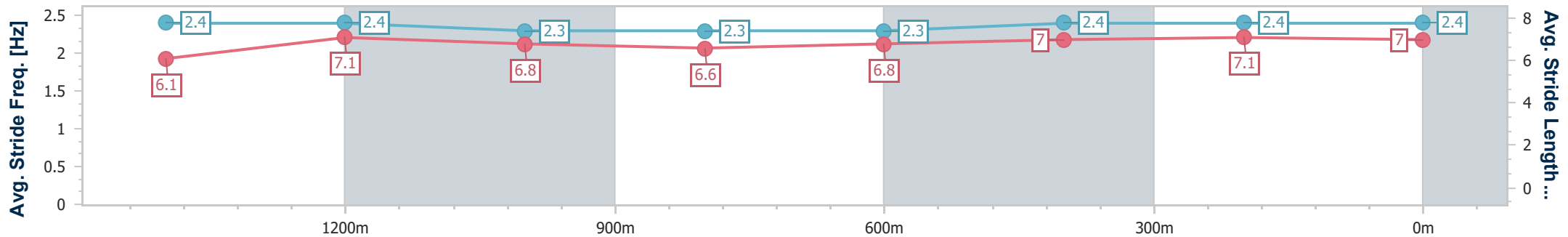
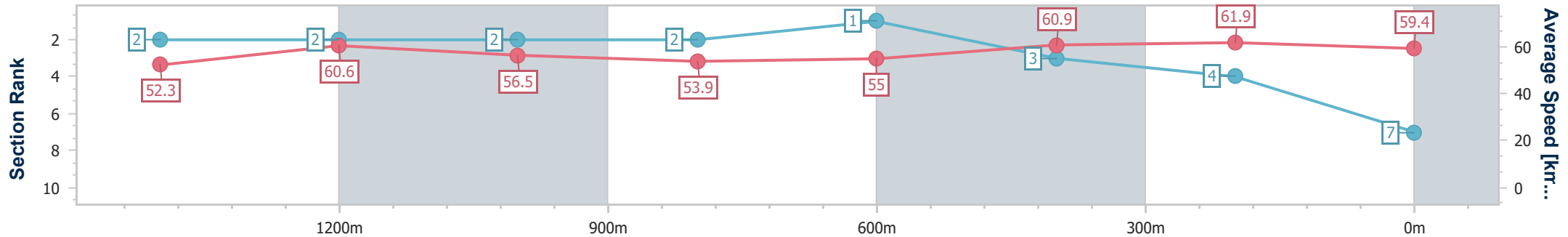
Toowoomba QLD Professional
Race 4: WILLMOT ACCOUNTING BENCHMARK 58 Handicap - 1625m



07 September 2024 - 18:39

Track Rating: Good, Weather: Fine, Rail Position: +2m Entire

Section	Overall	1400m	1200m	1000m	800m	600m	400m	200m					
Section Times	1:42.32 [7] (0:15.48)	1:26.84 [2] (0:11.85)	1:14.99 [2] (0:12.73)	1:02.26 [2] (0:13.41)	0:48.85 [2] (0:13.17)	0:35.68 [1] (0:11.93)	0:23.75 [3] (0:11.71)	0:12.04 [4] (0:12.04)					
Average Speed [km/h]	52.3	60.6	56.5	53.9	55.0	60.9	61.9	59.4					
Top Speed [km/h]	64.3	63.3	58.0	54.8	59.8	63.1	63.1	60.9					
Avg. Dist. to Rail [m]	2.8	0.7	0.1	0.7	2.0	2.1	1.1	0.9					
Avg. Stride Freq. [Hz]	2.4	2.4	2.3	2.3	2.3	2.4	2.4	2.4					
Avg. Stride Length [m]	6.1	7.1	6.8	6.6	6.8	7.0	7.1	7.0					



- [] Ranking at each section and finish
- .-.- No data available at this section
- NA No data available



Horse/Jockey Name	Duchess Bree
Final Rank	8
Fastest Section Time (Section)	0:11.21 (400m)
Top Speed [km/h] (Section)	65.1 (400m)
Race State	Finished



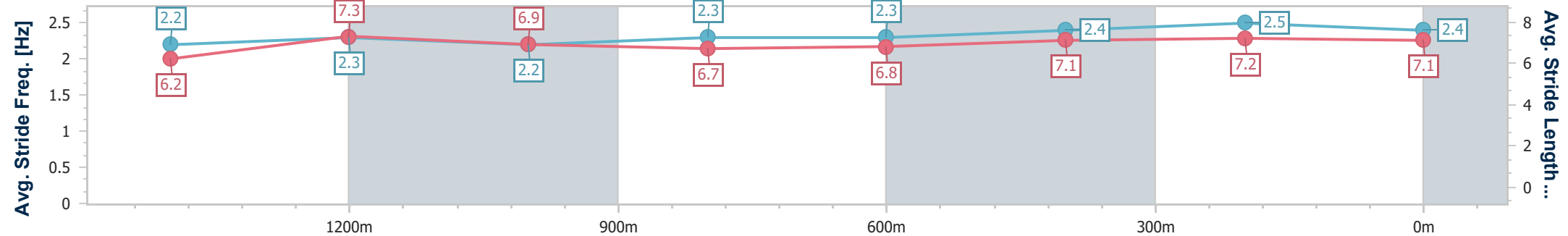
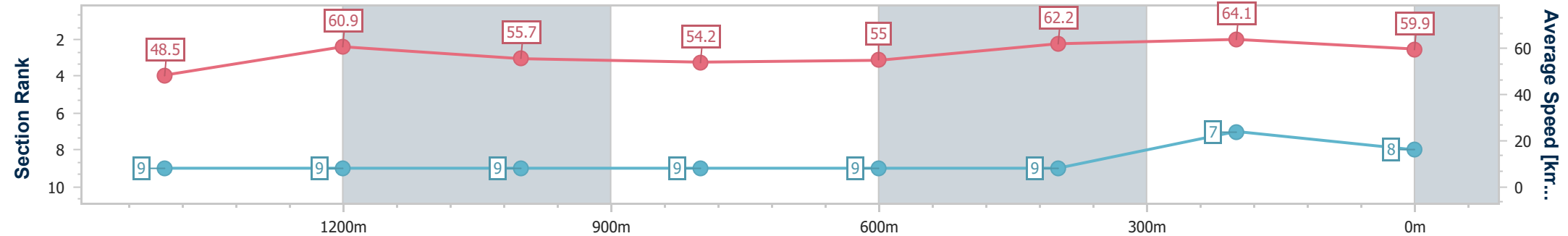
Toowoomba QLD Professional
Race 4: WILLMOT ACCOUNTING BENCHMARK 58 Handicap - 1625m



07 September 2024 - 18:39

Track Rating: Good, Weather: Fine, Rail Position: +2m Entire

Section	Overall	1400m	1200m	1000m	800m	600m	400m	200m					
Section Times	1:42.59 [8] (0:16.74)	1:25.85 [9] (0:11.74)	1:14.11 [9] (0:12.92)	1:01.19 [9] (0:13.32)	0:47.87 [9] (0:13.13)	0:34.74 [9] (0:11.56)	0:23.18 [9] (0:11.21)	0:11.97 [7] (0:11.97)					
Average Speed [km/h]	48.5	60.9	55.7	54.2	55.0	62.2	64.1	59.9					
Top Speed [km/h]	62.8	63.9	57.2	55.2	59.2	64.5	65.1	64.3					
Avg. Dist. to Rail [m]	4.2	1.6	0.5	0.7	0.9	0.3	0.7	0.9					
Avg. Stride Freq. [Hz]	2.2	2.3	2.2	2.3	2.3	2.4	2.5	2.4					
Avg. Stride Length [m]	6.2	7.3	6.9	6.7	6.8	7.1	7.2	7.1					



- [] Ranking at each section and finish
- .-.- No data available at this section
- NA No data available



Horse/Jockey Name	World Atlas
Final Rank	9
Fastest Section Time (Section)	0:11.68 (1400m)
Top Speed [km/h] (Section)	65.7 (Overall)
Race State	Finished



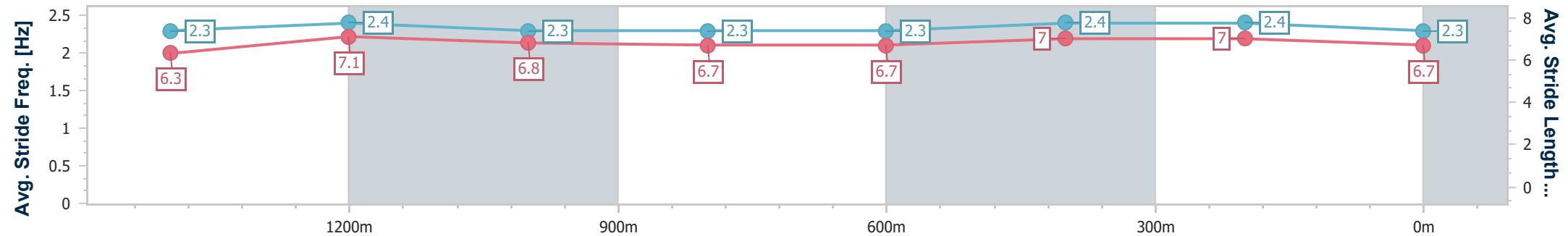
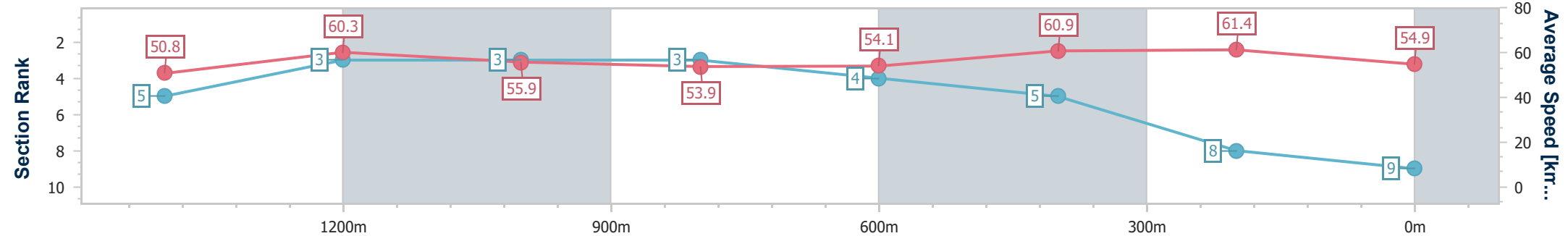
Toowoomba QLD Professional
Race 4: WILLMOT ACCOUNTING BENCHMARK 58 Handicap - 1625m



07 September 2024 - 18:39

Track Rating: Good, Weather: Fine, Rail Position: +2m Entire

Section	Overall	1400m	1200m	1000m	800m	600m	400m	200m					
Section Times	1:43.70 [9] (0:15.84)	1:27.86 [5] (0:11.68)	1:16.18 [3] (0:12.87)	1:03.31 [3] (0:13.32)	0:49.99 [3] (0:13.29)	0:36.70 [4] (0:11.86)	0:24.84 [5] (0:11.77)	0:13.07 [8] (0:13.07)					
Average Speed [km/h]	50.8	60.3	55.9	53.9	54.1	60.9	61.4	54.9					
Top Speed [km/h]	65.7	65.5	57.9	54.8	58.7	62.3	62.1	61.0					
Avg. Dist. to Rail [m]	4.3	3.7	1.0	0.6	0.4	0.4	0.2	1.2					
Avg. Stride Freq. [Hz]	2.3	2.4	2.3	2.3	2.3	2.4	2.4	2.3					
Avg. Stride Length [m]	6.3	7.1	6.8	6.7	6.7	7.0	7.0	6.7					



- [] Ranking at each section and finish
- .-.- No data available at this section
- NA No data available



Toowoomba QLD Professional

Race 5: Newlands Group BenchMark 70 Handicap - 870m

07 September 2024 - 19:13



Track Rating: Good, Weather: Fine, Rail Position: +2m Entire

Section		Overall	800m	600m	400m	200m	Last 600m					
Field Times		0:50.29 (0:06.42)	0:43.87 (0:10.53)	0:33.34 (0:10.49)	0:22.85 (0:11.01)	0:11.84 (0:11.84)	0:33.34					
Rank	TAB Horse/Jockey	Barrier	Top Speed [km/h]	Fastest Section	Margin			Distance Travelled [m]				
1	3 ISLAND TIDE Landan Sykes	7	71.2 600m	0:06.65 Overall	0:50.29 [1] (0:06.65)	0:43.64 [7] (0:10.30)	0:33.34 [1] (0:10.49)	0:22.85 [1] (0:11.01)	0:11.84 [1] (0:11.84)	0:50.29	0:33.34	
2	4 DEVIL'S RITE Shania Willis	3	70.5 600m	0:06.55 Overall	0:50.64 [2] (0:06.55)	0:44.09 [5] (0:10.54)	0:33.55 [3] (0:10.62)	0:22.93 [2] (0:11.08)	0:11.85 [2] (0:11.85)	2L	0:33.55	-1
3	2 CAPITAL REIGN Stacey Callow	1	70.6 600m	0:06.42 Overall	0:50.78 [3] (0:06.42)	0:44.36 [2] (0:10.66)	0:33.70 [2] (0:10.70)	0:23.00 [3] (0:11.17)	0:11.83 [3] (0:11.83)	2.8L	0:33.70	+0
4	7 MY ONE Olivia Kendal	4	67.5 600m	0:06.56 Overall	0:51.16 [4] (0:06.56)	0:44.60 [6] (0:11.03)	0:33.57 [7] (0:10.88)	0:22.69 [6] (0:10.96)	0:11.73 [4] (0:11.73)	4.8L	0:33.57	-1
5	5 VOULAIT Rob Thorburn	8	70.0 800m	0:06.54 Overall	0:51.21 [5] (0:06.54)	0:44.67 [4] (0:10.62)	0:34.05 [4] (0:11.05)	0:23.00 [4] (0:11.34)	0:11.66 [5] (0:11.66)	5L	0:34.05	+3
6	1 COLPO DI TAMBURO Madeleine Wishart	6	67.9 800m	0:06.42 Overall	0:51.41 [6] (0:06.42)	0:44.99 [1] (0:11.03)	0:33.96 [6] (0:11.05)	0:22.91 [7] (0:11.39)	0:11.52 [7] (0:11.52)	6L	0:33.96	+2
7	8 LIVELY LASS Georgina Cartwright	2	69.1 800m	0:06.51 Overall	0:52.10 [7] (0:06.51)	0:45.59 [3] (0:10.78)	0:34.81 [5] (0:10.95)	0:23.86 [5] (0:11.61)	0:12.25 [6] (0:12.25)	10L	0:34.81	+1

Scratched: Russian Diva (#6)

[] Ranking at each section and finish
 -:-:- No data available at this section
 NA No data available

SCN Saddle cloth number
 DNF Did not finish
 DNT Did not track



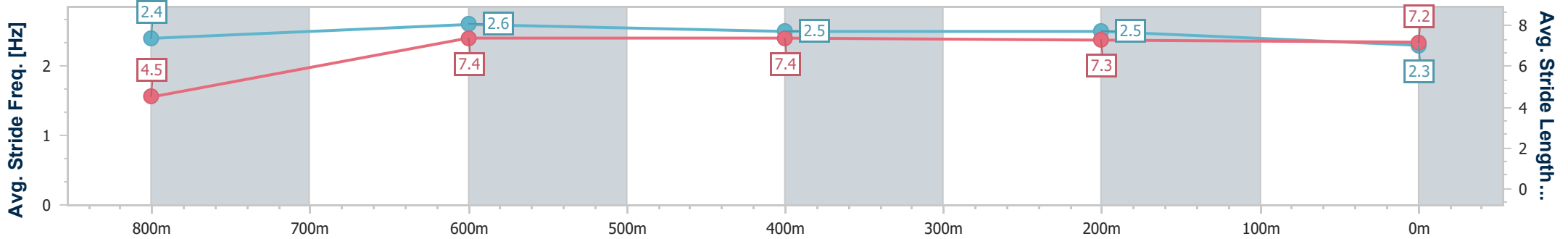
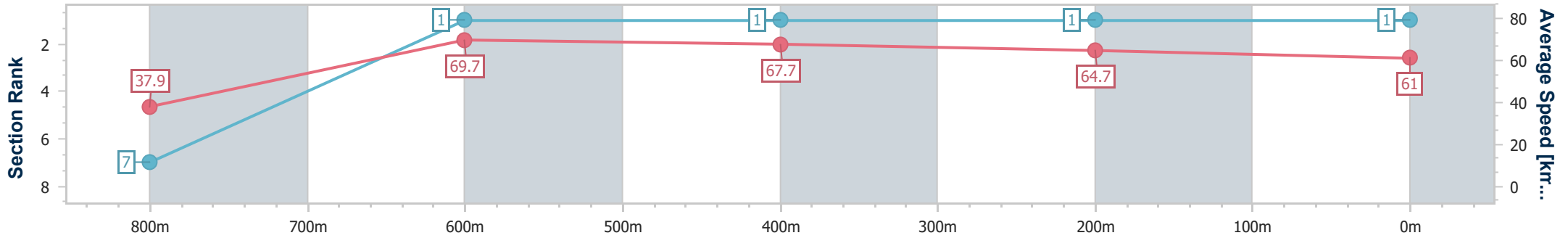
Horse/Jockey Name	Island Tide
Final Rank	1
Fastest Section Time (Section)	0:06.65 (Overall)
Top Speed [km/h] (Section)	71.2 (600m)
Race State	Finished



Toowoomba QLD Professional
Race 5: Newlands Group BenchMark 70 Handicap - 870m
07 September 2024 - 19:13
Track Rating: Good, Weather: Fine, Rail Position: +2m Entire



Section	Overall	800m	600m	400m	200m
Section Times	0:50.29 [1] (0:06.65)	0:43.64 [7] (0:10.30)	0:33.34 [1] (0:10.49)	0:22.85 [1] (0:11.01)	0:11.84 [1] (0:11.84)
Average Speed [km/h]	37.9	69.7	67.7	64.7	61.0
Top Speed [km/h]	67.2	71.1	71.2	66.2	63.9
Avg. Dist. to Rail [m]	2.8	1.6	2.5	2.3	1.7
Avg. Stride Freq. [Hz]	2.4	2.6	2.5	2.5	2.3
Avg. Stride Length [m]	4.5	7.4	7.4	7.3	7.2



- [] Ranking at each section and finish
- .-.- No data available at this section
- NA No data available



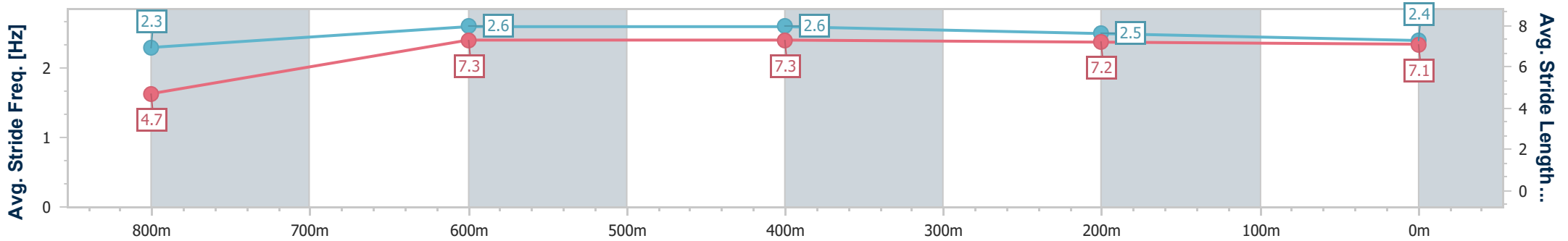
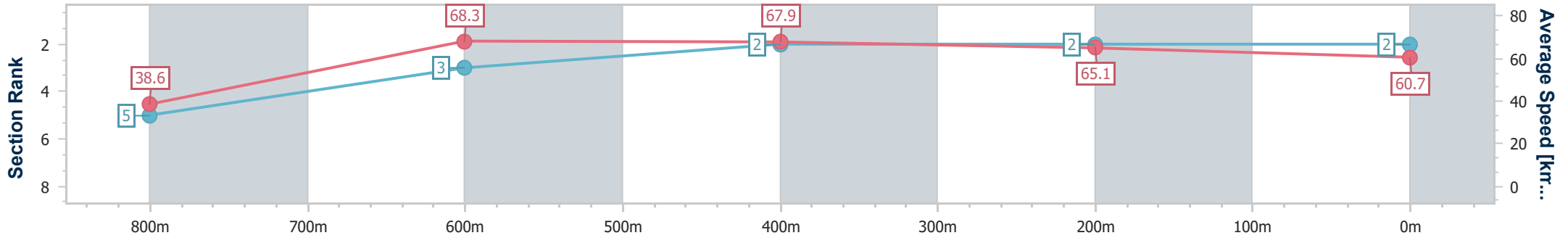
Horse/Jockey Name	Devil's Rite
Final Rank	2
Fastest Section Time (Section)	0:06.55 (Overall)
Top Speed [km/h] (Section)	70.5 (600m)
Race State	Finished



Toowoomba QLD Professional
 Race 5: Newlands Group BenchMark 70 Handicap - 870m
 07 September 2024 - 19:13
 Track Rating: Good, Weather: Fine, Rail Position: +2m Entire



Section	Overall	800m	600m	400m	200m
Section Times	0:50.64 [2] (0:06.55)	0:44.09 [5] (0:10.54)	0:33.55 [3] (0:10.62)	0:22.93 [2] (0:11.08)	0:11.85 [2] (0:11.85)
Average Speed [km/h]	38.6	68.3	67.9	65.1	60.7
Top Speed [km/h]	64.4	70.4	70.5	66.8	62.8
Avg. Dist. to Rail [m]	1.4	0.5	0.6	0.8	0.6
Avg. Stride Freq. [Hz]	2.3	2.6	2.6	2.5	2.4
Avg. Stride Length [m]	4.7	7.3	7.3	7.2	7.1



- [] Ranking at each section and finish
- .-.- No data available at this section
- NA No data available



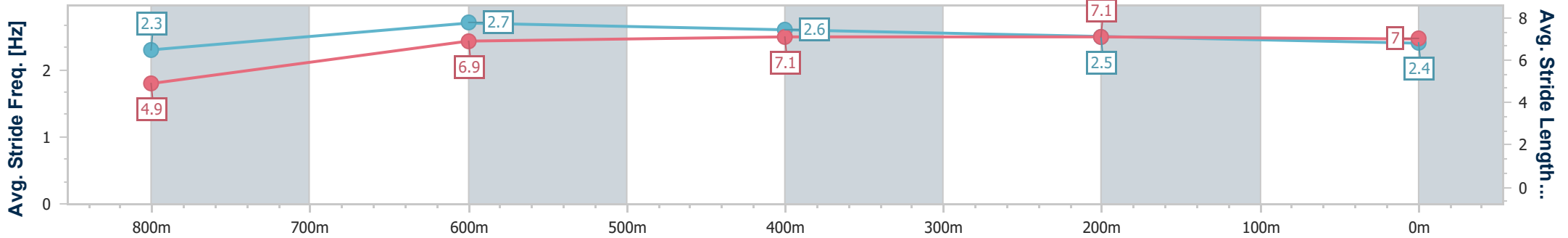
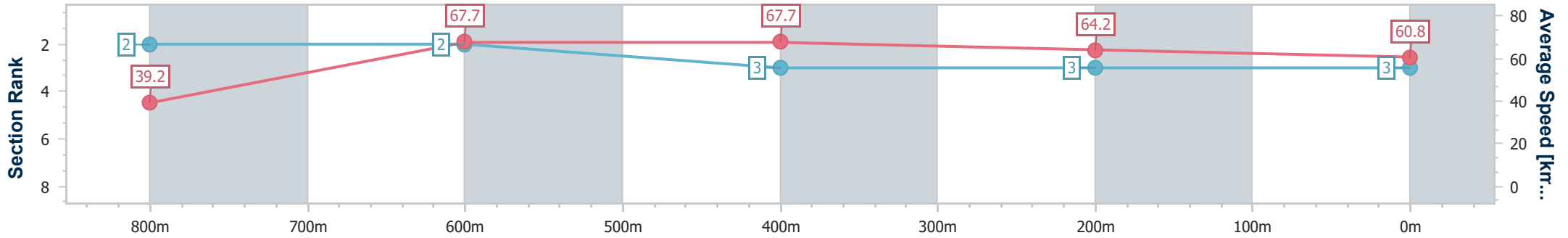
Horse/Jockey Name	Capital Reign
Final Rank	3
Fastest Section Time (Section)	0:06.42 (Overall)
Top Speed [km/h] (Section)	70.6 (600m)
Race State	Finished



Toowoomba QLD Professional
Race 5: Newlands Group BenchMark 70 Handicap - 870m
07 September 2024 - 19:13
Track Rating: Good, Weather: Fine, Rail Position: +2m Entire



Section	Overall	800m	600m	400m	200m
Section Times	0:50.78 [3] (0:06.42)	0:44.36 [2] (0:10.66)	0:33.70 [2] (0:10.70)	0:23.00 [3] (0:11.17)	0:11.83 [3] (0:11.83)
Average Speed [km/h]	39.2	67.7	67.7	64.2	60.8
Top Speed [km/h]	62.1	69.9	70.6	65.7	63.4
Avg. Dist. to Rail [m]	2.6	1.0	1.2	0.6	1.7
Avg. Stride Freq. [Hz]	2.3	2.7	2.6	2.5	2.4
Avg. Stride Length [m]	4.9	6.9	7.1	7.1	7.0



- [] Ranking at each section and finish
- .-.- No data available at this section
- NA No data available



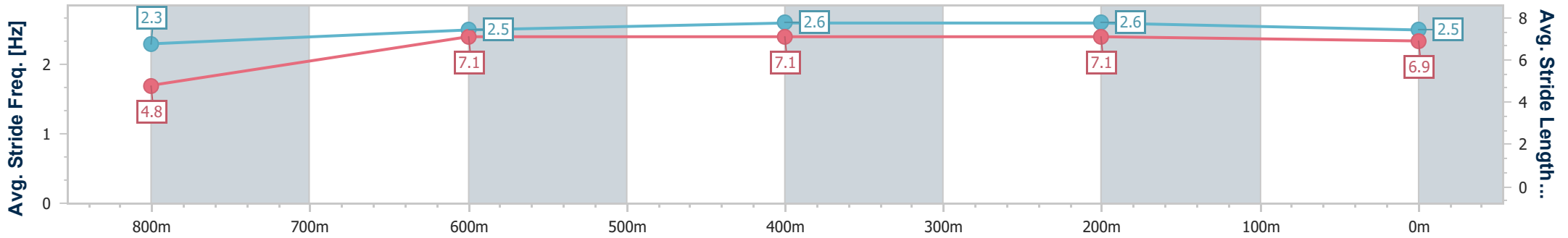
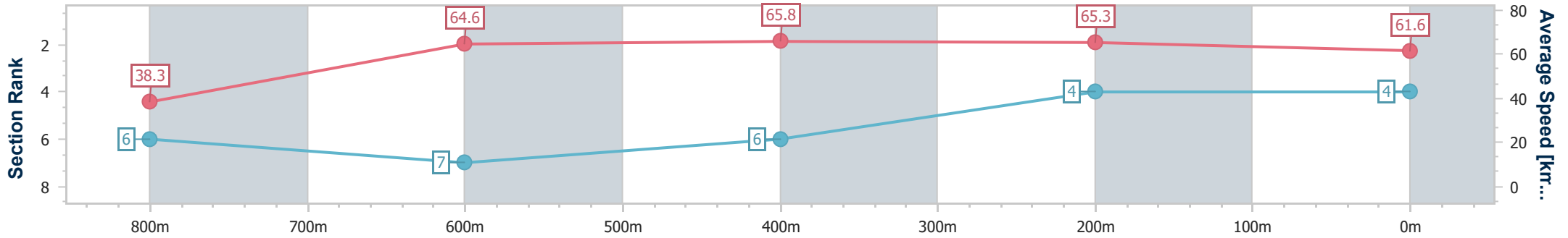
Horse/Jockey Name	My One
Final Rank	4
Fastest Section Time (Section)	0:06.56 (Overall)
Top Speed [km/h] (Section)	67.5 (600m)
Race State	Finished



Toowoomba QLD Professional
 Race 5: Newlands Group BenchMark 70 Handicap - 870m
 07 September 2024 - 19:13
 Track Rating: Good, Weather: Fine, Rail Position: +2m Entire



Section	Overall	800m	600m	400m	200m
Section Times	0:51.16 [4] (0:06.56)	0:44.60 [6] (0:11.03)	0:33.57 [7] (0:10.88)	0:22.69 [6] (0:10.96)	0:11.73 [4] (0:11.73)
Average Speed [km/h]	38.3	64.6	65.8	65.3	61.6
Top Speed [km/h]	61.3	67.3	67.5	66.2	64.4
Avg. Dist. to Rail [m]	3.1	3.2	1.2	1.3	2.0
Avg. Stride Freq. [Hz]	2.3	2.5	2.6	2.6	2.5
Avg. Stride Length [m]	4.8	7.1	7.1	7.1	6.9



- [] Ranking at each section and finish
- .-.- No data available at this section
- NA No data available



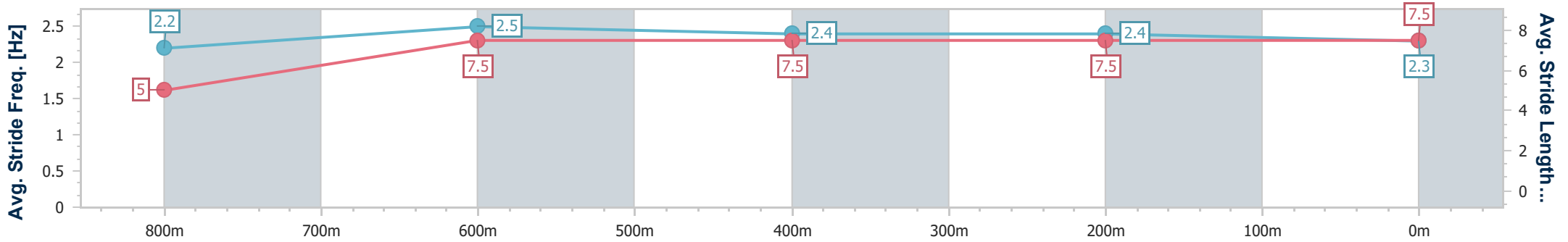
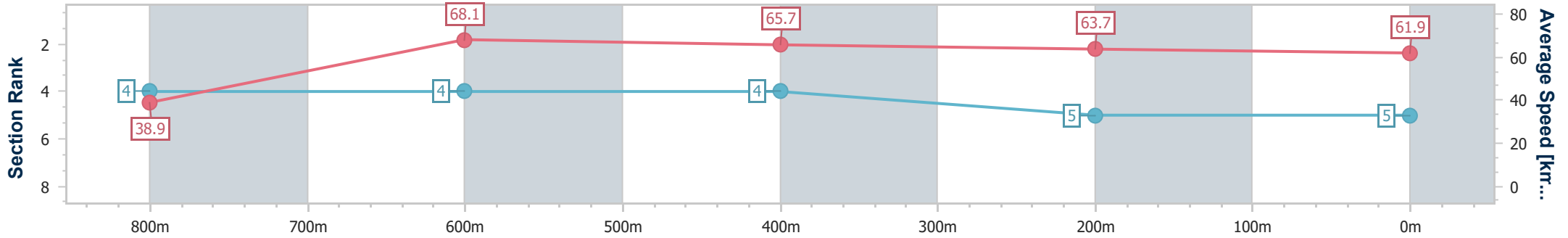
Horse/Jockey Name	Voulait
Final Rank	5
Fastest Section Time (Section)	0:06.54 (Overall)
Top Speed [km/h] (Section)	70.0 (800m)
Race State	Finished



Toowoomba QLD Professional
 Race 5: Newlands Group BenchMark 70 Handicap - 870m
 07 September 2024 - 19:13
 Track Rating: Good, Weather: Fine, Rail Position: +2m Entire



Section	Overall	800m	600m	400m	200m
Section Times	0:51.21 [5] (0:06.54)	0:44.67 [4] (0:10.62)	0:34.05 [4] (0:11.05)	0:23.00 [4] (0:11.34)	0:11.66 [5] (0:11.66)
Average Speed [km/h]	38.9	68.1	65.7	63.7	61.9
Top Speed [km/h]	63.4	70.0	68.2	64.1	63.6
Avg. Dist. to Rail [m]	3.1	2.3	2.1	1.2	1.2
Avg. Stride Freq. [Hz]	2.2	2.5	2.4	2.4	2.3
Avg. Stride Length [m]	5.0	7.5	7.5	7.5	7.5



- [] Ranking at each section and finish
- .-.- No data available at this section
- NA No data available



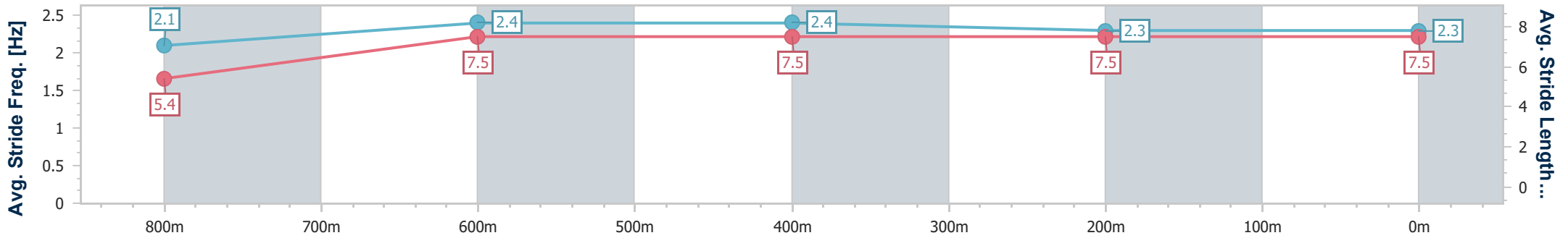
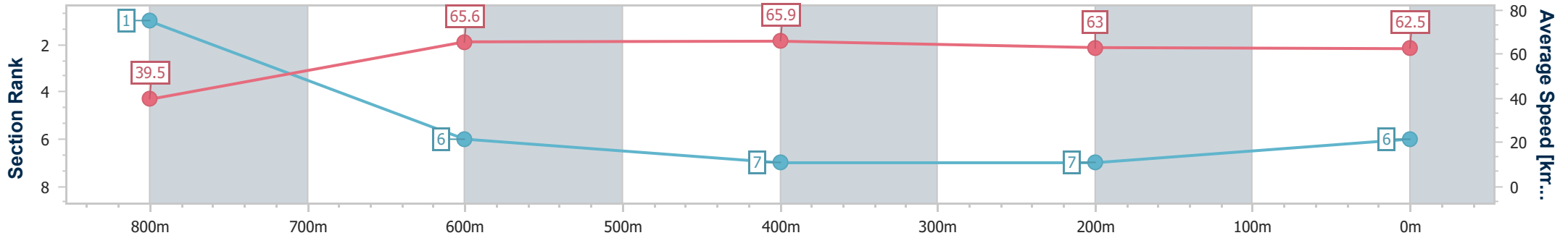
Horse/Jockey Name	Colpo Di Tamburo
Final Rank	6
Fastest Section Time (Section)	0:06.42 (Overall)
Top Speed [km/h] (Section)	67.9 (800m)
Race State	Finished



Toowoomba QLD Professional
 Race 5: Newlands Group BenchMark 70 Handicap - 870m
 07 September 2024 - 19:13
 Track Rating: Good, Weather: Fine, Rail Position: +2m Entire



Section	Overall	800m	600m	400m	200m
Section Times	0:51.41 [6] (0:06.42)	0:44.99 [1] (0:11.03)	0:33.96 [6] (0:11.05)	0:22.91 [7] (0:11.39)	0:11.52 [7] (0:11.52)
Average Speed [km/h]	39.5	65.6	65.9	63.0	62.5
Top Speed [km/h]	60.4	67.9	67.7	63.9	63.3
Avg. Dist. to Rail [m]	2.4	3.1	1.8	0.7	1.5
Avg. Stride Freq. [Hz]	2.1	2.4	2.4	2.3	2.3
Avg. Stride Length [m]	5.4	7.5	7.5	7.5	7.5



- [] Ranking at each section and finish
- .-.- No data available at this section
- NA No data available



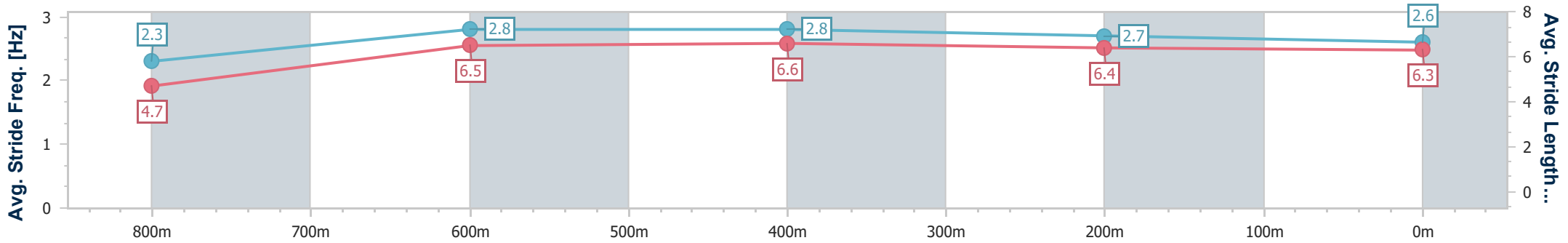
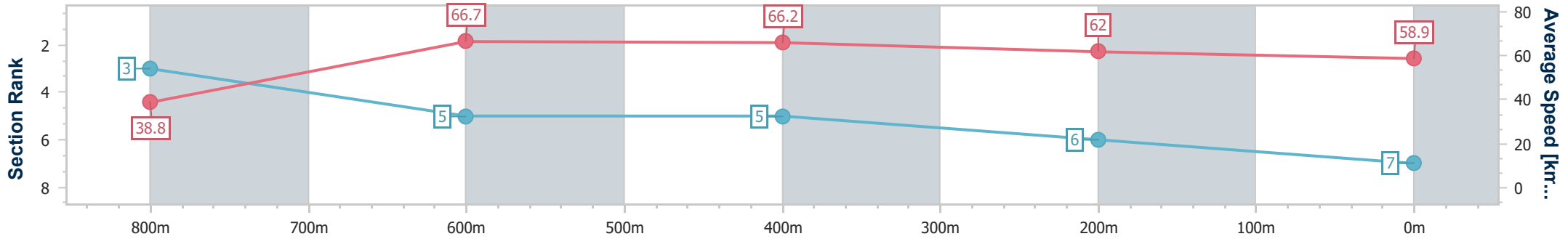
Horse/Jockey Name	Lively Lass
Final Rank	7
Fastest Section Time (Section)	0:06.51 (Overall)
Top Speed [km/h] (Section)	69.1 (800m)
Race State	Finished



Toowoomba QLD Professional
 Race 5: Newlands Group BenchMark 70 Handicap - 870m
 07 September 2024 - 19:13
 Track Rating: Good, Weather: Fine, Rail Position: +2m Entire



Section	Overall	800m	600m	400m	200m
Section Times	0:52.10 [7] (0:06.51)	0:45.59 [3] (0:10.78)	0:34.81 [5] (0:10.95)	0:23.86 [5] (0:11.61)	0:12.25 [6] (0:12.25)
Average Speed [km/h]	38.8	66.7	66.2	62.0	58.9
Top Speed [km/h]	61.7	69.1	69.0	63.2	60.8
Avg. Dist. to Rail [m]	3.3	0.8	0.8	0.5	1.0
Avg. Stride Freq. [Hz]	2.3	2.8	2.8	2.7	2.6
Avg. Stride Length [m]	4.7	6.5	6.6	6.4	6.3



- [] Ranking at each section and finish
- .-.- No data available at this section
- NA No data available



Toowoomba QLD Professional

Race 6: EMPIRE OF JAPAN QTIS Three-Year-Old Handicap - 870m

07 September 2024 - 19:43



Track Rating: Good, Weather: Fine, Rail Position: +2m Entire

Section		Overall									Last 600m		
Field Times		0:49.81 (0:06.37)									0:33.11		
		800m			600m			400m			200m		
		0:43.44 (0:10.33)			0:33.11 (0:10.78)			0:22.33 (0:10.95)			0:11.38 (0:11.38)		
Rank	TAB Horse/Jockey	Barrier	Top Speed [km/h]	Fastest Section	Margin								Distance Travelled [m]
1	8 JOY A PLENTY Georgina Cartwright	2	70.5 600m	0:06.70 Overall	0:49.81 [1] (0:06.70)	0:43.11 [7] (0:10.71)	0:32.40 [6] (0:10.56)	0:21.84 [6] (0:10.85)	0:10.99 [5] (0:10.99)	0:49.81	0:32.40		
2	1 PALEFACE RINGO Micheal Hellyer	1	70.1 600m	0:06.37 Overall	0:49.83 [2] (0:06.37)	0:43.46 [1] (0:10.48)	0:32.98 [2] (0:10.63)	0:22.35 [1] (0:10.95)	0:11.40 [1] (0:11.40)	0.1L	0:32.98	-1	
3	3 MISHANI EGO Madeleine Wishart	8	70.3 600m	0:06.49 Overall	0:50.05 [3] (0:06.49)	0:43.56 [4] (0:10.52)	0:33.04 [3] (0:10.57)	0:22.47 [3] (0:11.12)	0:11.35 [4] (0:11.35)	1.4L	0:33.04	+0	
4	4 STATE IN TEXAS Anthony Allen	5	71.3 800m	0:06.46 Overall	0:50.44 [4] (0:06.46)	0:43.98 [2] (0:10.24)	0:33.74 [1] (0:10.85)	0:22.89 [2] (0:11.08)	0:11.81 [3] (0:11.81)	3.7L	0:33.74	+0	
5	5 TIME TO CRY Michael Murphy	4	70.1 800m	0:06.46 Overall	0:50.53 [5] (0:06.46)	0:44.07 [3] (0:10.62)	0:33.45 [4] (0:10.62)	0:22.83 [4] (0:10.92)	0:11.91 [2] (0:11.91)	4.2L	0:33.45	+0	
6	2 MISHANI SUSPECT Olivia Kendal	3	68.3 800m	0:06.58 Overall	0:50.60 [6] (0:06.58)	0:44.02 [5] (0:10.99)	0:33.03 [7] (0:10.91)	0:22.12 [7] (0:10.87)	0:11.25 [7] (0:11.25)	4.5L	0:33.03	+0	
7	6 RUMI STAR Justin Huxtable	7	70.6 800m	0:06.66 Overall	0:50.85 [7] (0:06.66)	0:44.19 [6] (0:10.49)	0:33.70 [5] (0:10.70)	0:23.00 [5] (0:11.18)	0:11.82 [6] (0:11.82)	5.8L	0:33.70	+1	
8	7 ADDICTIVE PIRANHA Stacey Callow	6	69.1 600m	0:06.96 Overall	0:51.15 [8] (0:06.96)	0:44.19 [8] (0:10.92)	0:33.27 [8] (0:10.71)	0:22.56 [8] (0:10.87)	0:11.69 [8] (0:11.69)	7.6L	0:33.27	-1	

[] Ranking at each section and finish
 -:-:- No data available at this section
 NA No data available

SCN Saddle cloth number
 DNF Did not finish
 DNT Did not track



Horse/Jockey Name	Joy A Plenty
Final Rank	1
Fastest Section Time (Section)	0:06.70 (Overall)
Top Speed [km/h] (Section)	70.5 (600m)
Race State	Finished



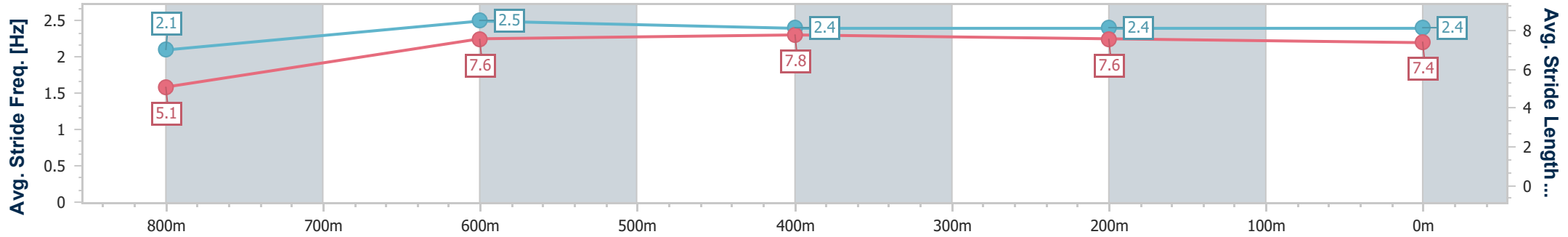
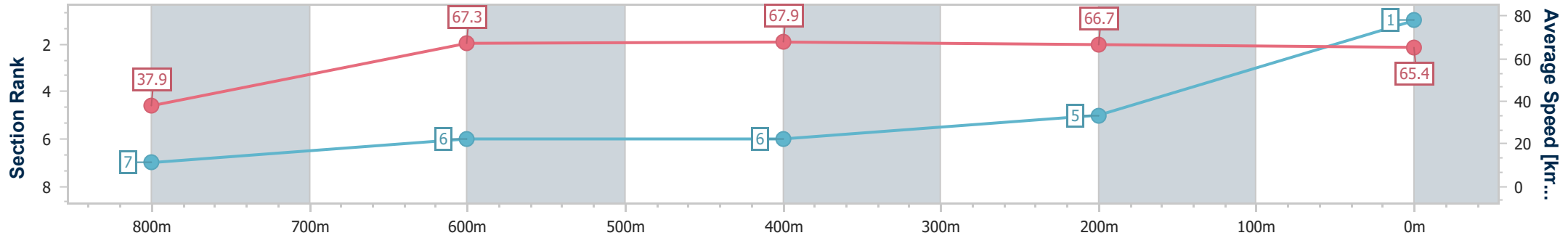
Toowoomba QLD Professional
Race 6: EMPIRE OF JAPAN QTIS Three-Year-Old Handicap - 870m



07 September 2024 - 19:43

Track Rating: Good, Weather: Fine, Rail Position: +2m Entire

Section	Overall	800m	600m	400m	200m
Section Times	0:49.81 [1] (0:06.70)	0:43.11 [7] (0:10.71)	0:32.40 [6] (0:10.56)	0:21.84 [6] (0:10.85)	0:10.99 [5] (0:10.99)
Average Speed [km/h]	37.9	67.3	67.9	66.7	65.4
Top Speed [km/h]	62.5	70.5	70.5	69.1	66.9
Avg. Dist. to Rail [m]	1.6	0.8	0.8	1.7	3.0
Avg. Stride Freq. [Hz]	2.1	2.5	2.4	2.4	2.4
Avg. Stride Length [m]	5.1	7.6	7.8	7.6	7.4



- [] Ranking at each section and finish
- .-.- No data available at this section
- NA No data available



Horse/Jockey Name	Paleface Ringo
Final Rank	2
Fastest Section Time (Section)	0:06.37 (Overall)
Top Speed [km/h] (Section)	70.1 (600m)
Race State	Finished



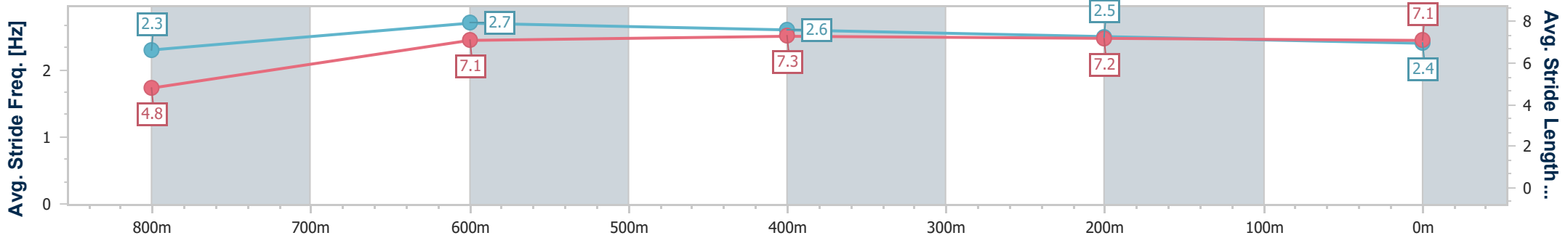
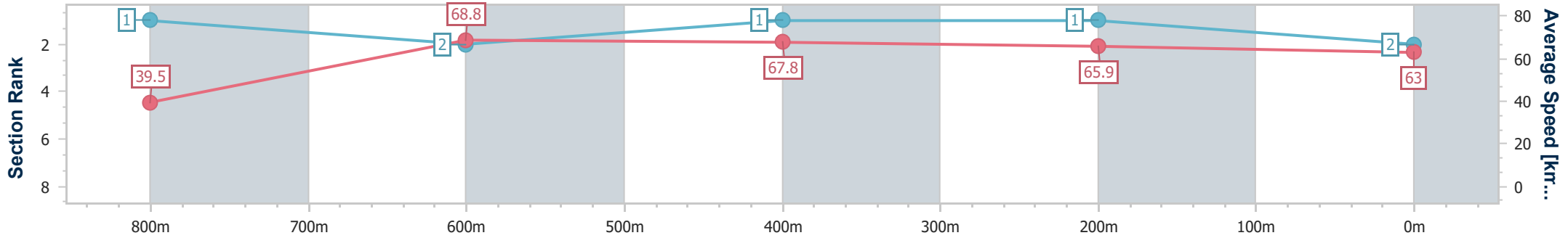
Toowoomba QLD Professional
 Race 6: EMPIRE OF JAPAN QTIS Three-Year-Old Handicap - 870m



07 September 2024 - 19:43

Track Rating: Good, Weather: Fine, Rail Position: +2m Entire

Section	Overall	800m	600m	400m	200m
Section Times	0:49.83 [2] (0:06.37)	0:43.46 [1] (0:10.48)	0:32.98 [2] (0:10.63)	0:22.35 [1] (0:10.95)	0:11.40 [1] (0:11.40)
Average Speed [km/h]	39.5	68.8	67.8	65.9	63.0
Top Speed [km/h]	63.6	70.1	70.1	67.1	64.3
Avg. Dist. to Rail [m]	2.0	0.3	0.1	0.4	0.9
Avg. Stride Freq. [Hz]	2.3	2.7	2.6	2.5	2.4
Avg. Stride Length [m]	4.8	7.1	7.3	7.2	7.1



- [] Ranking at each section and finish
- .-.- No data available at this section
- NA No data available



Horse/Jockey Name	Mishani Ego
Final Rank	3
Fastest Section Time (Section)	0:06.49 (Overall)
Top Speed [km/h] (Section)	70.3 (600m)
Race State	Finished



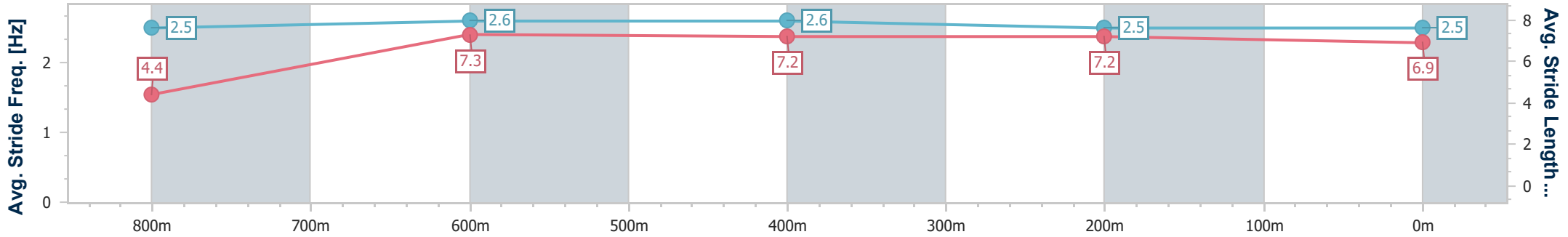
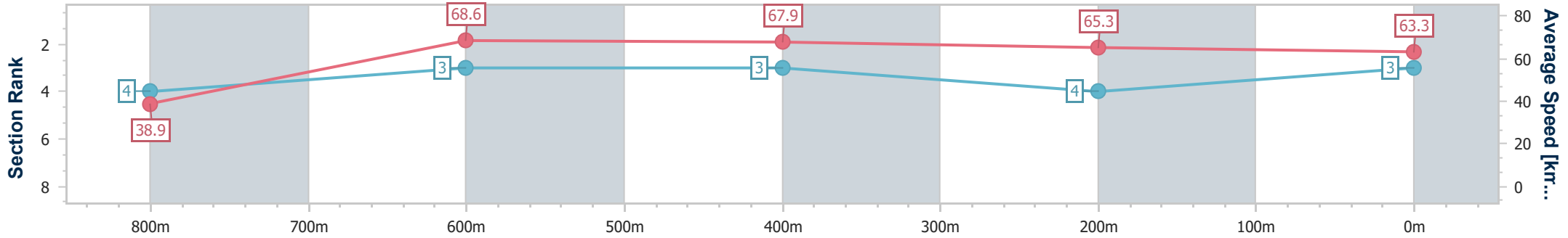
Toowoomba QLD Professional
Race 6: EMPIRE OF JAPAN QTIS Three-Year-Old Handicap - 870m



07 September 2024 - 19:43

Track Rating: Good, Weather: Fine, Rail Position: +2m Entire

Section	Overall	800m	600m	400m	200m
Section Times	0:50.05 [3] (0:06.49)	0:43.56 [4] (0:10.52)	0:33.04 [3] (0:10.57)	0:22.47 [3] (0:11.12)	0:11.35 [4] (0:11.35)
Average Speed [km/h]	38.9	68.6	67.9	65.3	63.3
Top Speed [km/h]	65.8	69.8	70.3	66.1	65.5
Avg. Dist. to Rail [m]	3.8	1.3	0.6	1.8	1.3
Avg. Stride Freq. [Hz]	2.5	2.6	2.6	2.5	2.5
Avg. Stride Length [m]	4.4	7.3	7.2	7.2	6.9



- [] Ranking at each section and finish
- .-.- No data available at this section
- NA No data available



Horse/Jockey Name	State In Texas
Final Rank	4
Fastest Section Time (Section)	0:06.46 (Overall)
Top Speed [km/h] (Section)	71.3 (800m)
Race State	Finished



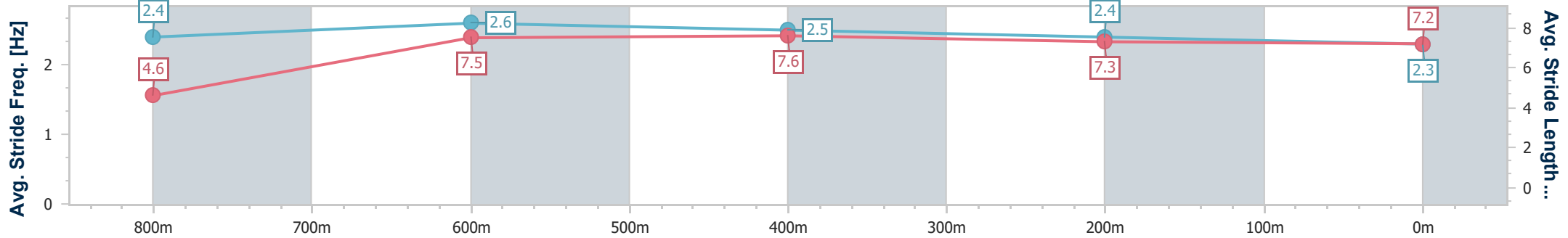
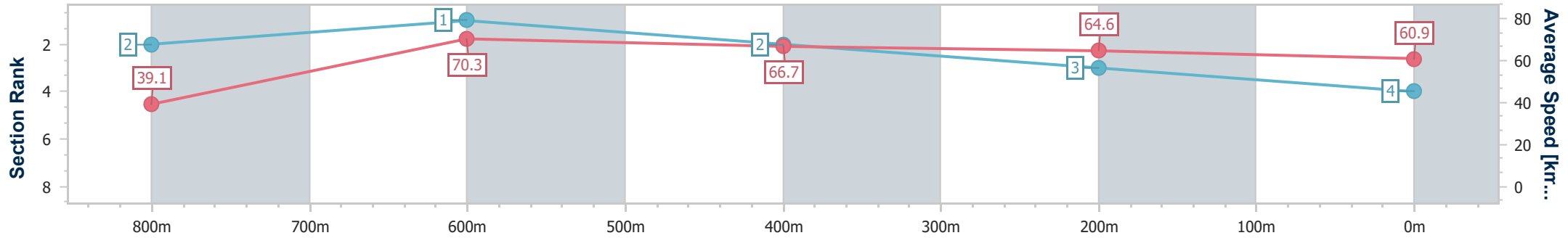
Toowoomba QLD Professional
Race 6: EMPIRE OF JAPAN QTIS Three-Year-Old Handicap - 870m



07 September 2024 - 19:43

Track Rating: Good, Weather: Fine, Rail Position: +2m Entire

Section	Overall	800m	600m	400m	200m
Section Times	0:50.44 [4] (0:06.46)	0:43.98 [2] (0:10.24)	0:33.74 [1] (0:10.85)	0:22.89 [2] (0:11.08)	0:11.81 [3] (0:11.81)
Average Speed [km/h]	39.1	70.3	66.7	64.6	60.9
Top Speed [km/h]	65.4	71.3	69.7	66.2	64.6
Avg. Dist. to Rail [m]	1.0	0.8	1.0	1.2	2.5
Avg. Stride Freq. [Hz]	2.4	2.6	2.5	2.4	2.3
Avg. Stride Length [m]	4.6	7.5	7.6	7.3	7.2



- [] Ranking at each section and finish
- .-.- No data available at this section
- NA No data available



Horse/Jockey Name	Time To Cry
Final Rank	5
Fastest Section Time (Section)	0:06.46 (Overall)
Top Speed [km/h] (Section)	70.1 (800m)
Race State	Finished



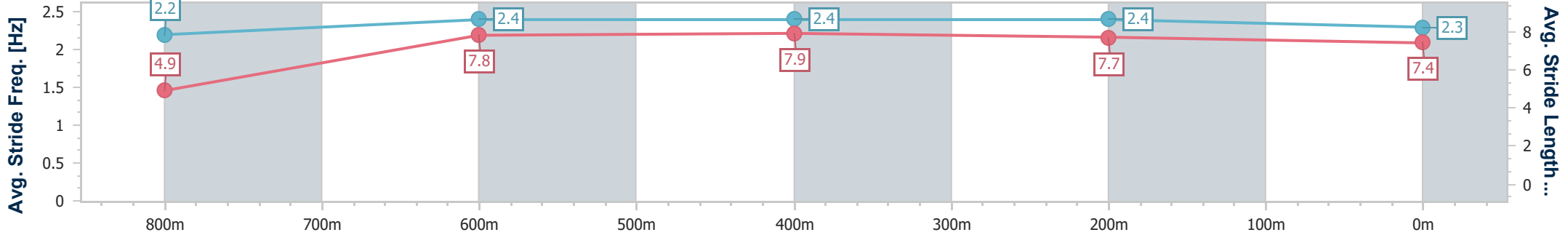
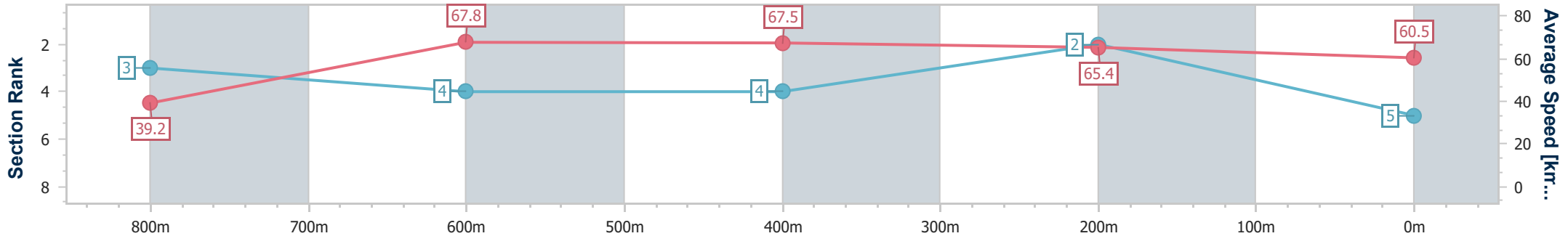
Toowoomba QLD Professional
 Race 6: EMPIRE OF JAPAN QTIS Three-Year-Old Handicap - 870m



07 September 2024 - 19:43

Track Rating: Good, Weather: Fine, Rail Position: +2m Entire

Section	Overall	800m	600m	400m	200m
Section Times	0:50.53 [5] (0:06.46)	0:44.07 [3] (0:10.62)	0:33.45 [4] (0:10.62)	0:22.83 [4] (0:10.92)	0:11.91 [2] (0:11.91)
Average Speed [km/h]	39.2	67.8	67.5	65.4	60.5
Top Speed [km/h]	62.7	70.1	69.4	66.2	65.4
Avg. Dist. to Rail [m]	0.6	0.7	0.7	1.2	2.5
Avg. Stride Freq. [Hz]	2.2	2.4	2.4	2.4	2.3
Avg. Stride Length [m]	4.9	7.8	7.9	7.7	7.4



- [] Ranking at each section and finish
- .-.- No data available at this section
- NA No data available



Horse/Jockey Name	Mishani Suspect
Final Rank	6
Fastest Section Time (Section)	0:06.58 (Overall)
Top Speed [km/h] (Section)	68.3 (800m)
Race State	Finished



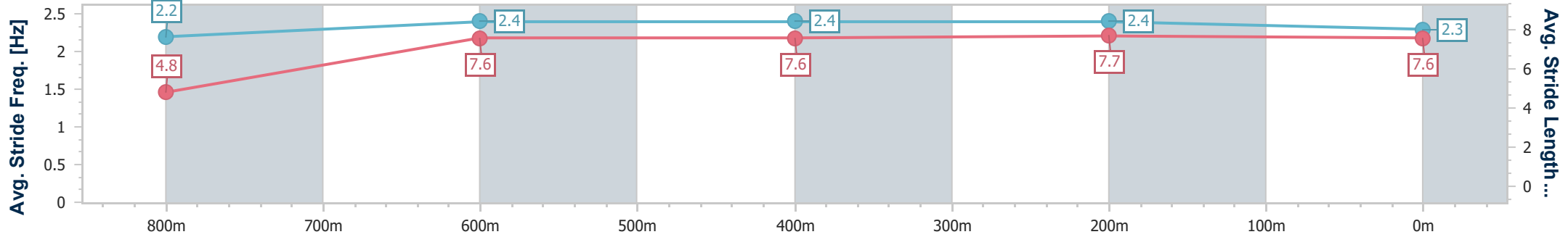
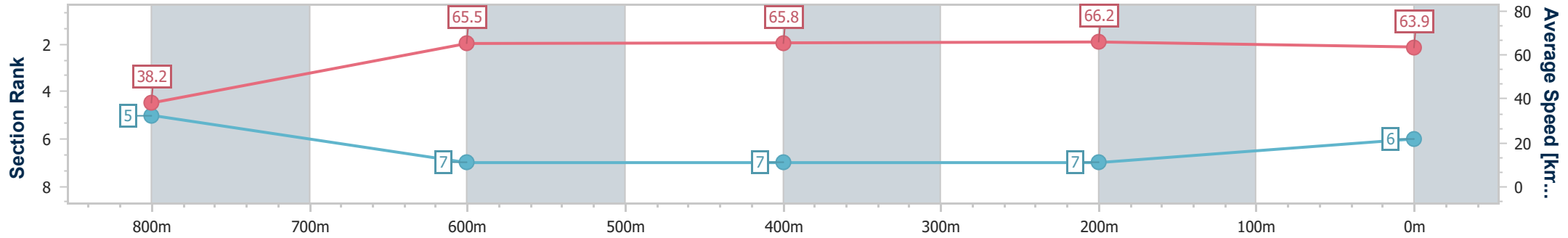
Toowoomba QLD Professional
Race 6: EMPIRE OF JAPAN QTIS Three-Year-Old Handicap - 870m



07 September 2024 - 19:43

Track Rating: Good, Weather: Fine, Rail Position: +2m Entire

Section	Overall	800m	600m	400m	200m
Section Times	0:50.60 [6] (0:06.58)	0:44.02 [5] (0:10.99)	0:33.03 [7] (0:10.91)	0:22.12 [7] (0:10.87)	0:11.25 [7] (0:11.25)
Average Speed [km/h]	38.2	65.5	65.8	66.2	63.9
Top Speed [km/h]	59.3	68.3	67.3	67.3	66.0
Avg. Dist. to Rail [m]	1.1	1.0	0.8	1.2	1.4
Avg. Stride Freq. [Hz]	2.2	2.4	2.4	2.4	2.3
Avg. Stride Length [m]	4.8	7.6	7.6	7.7	7.6



- [] Ranking at each section and finish
- .-.- No data available at this section
- NA No data available



Horse/Jockey Name	Rumi Star
Final Rank	7
Fastest Section Time (Section)	0:06.66 (Overall)
Top Speed [km/h] (Section)	70.6 (800m)
Race State	Finished



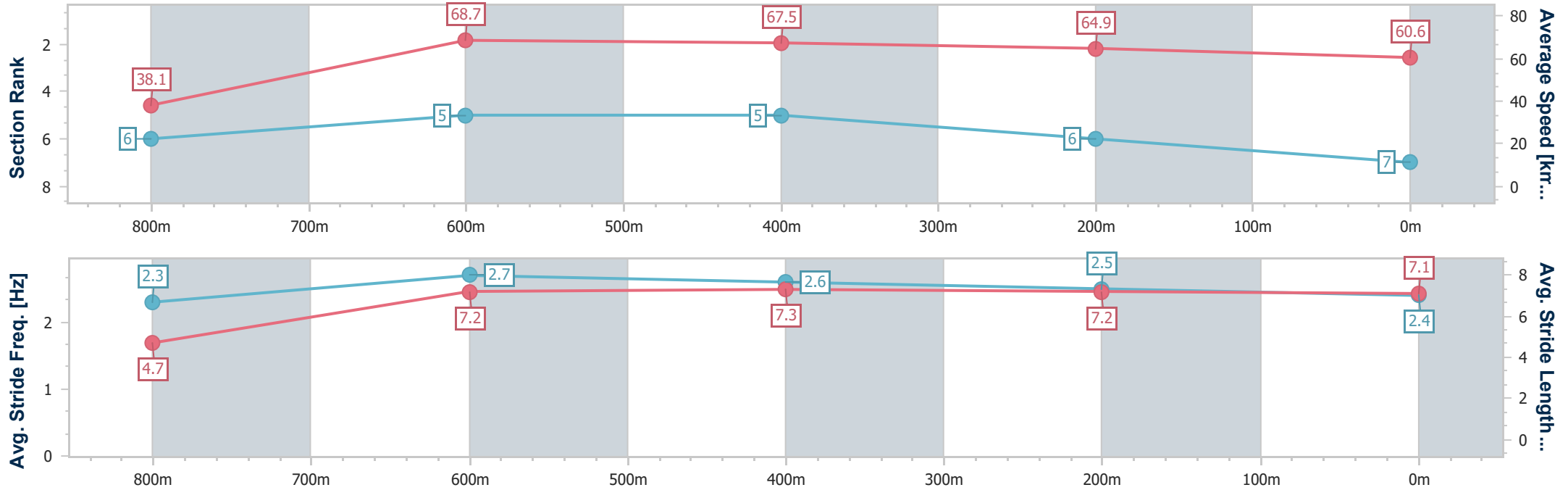
Toowoomba QLD Professional
Race 6: EMPIRE OF JAPAN QTIS Three-Year-Old Handicap - 870m



07 September 2024 - 19:43

Track Rating: Good, Weather: Fine, Rail Position: +2m Entire

Section	Overall	800m	600m	400m	200m
Section Times	0:50.85 [7] (0:06.66)	0:44.19 [6] (0:10.49)	0:33.70 [5] (0:10.70)	0:23.00 [5] (0:11.18)	0:11.82 [6] (0:11.82)
Average Speed [km/h]	38.1	68.7	67.5	64.9	60.6
Top Speed [km/h]	63.9	70.6	69.4	66.8	62.7
Avg. Dist. to Rail [m]	3.6	2.1	0.6	2.4	4.2
Avg. Stride Freq. [Hz]	2.3	2.7	2.6	2.5	2.4
Avg. Stride Length [m]	4.7	7.2	7.3	7.2	7.1



- [] Ranking at each section and finish
- .-.- No data available at this section
- NA No data available



Horse/Jockey Name	Addictive Piranha
Final Rank	8
Fastest Section Time (Section)	0:06.96 (Overall)
Top Speed [km/h] (Section)	69.1 (600m)
Race State	Finished



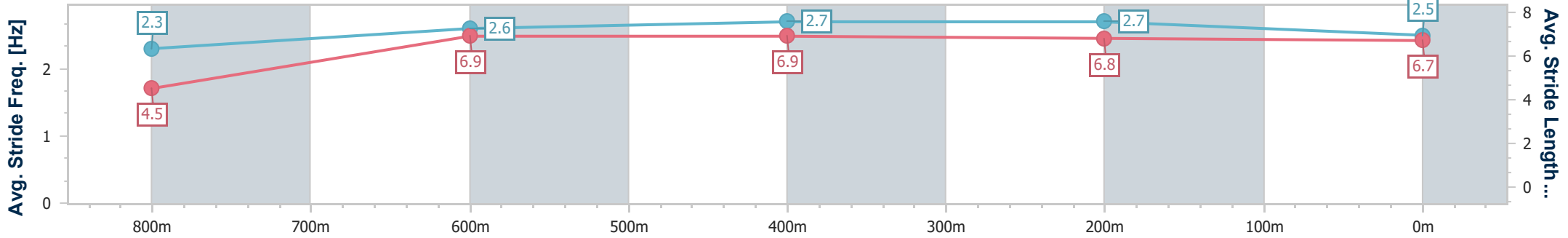
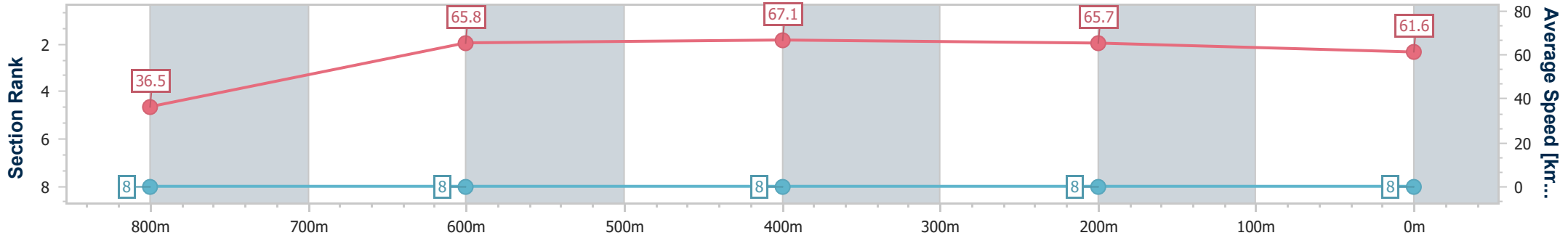
Toowoomba QLD Professional
Race 6: EMPIRE OF JAPAN QTIS Three-Year-Old Handicap - 870m



07 September 2024 - 19:43

Track Rating: Good, Weather: Fine, Rail Position: +2m Entire

Section	Overall	800m	600m	400m	200m
Section Times	0:51.15 [8] (0:06.96)	0:44.19 [8] (0:10.92)	0:33.27 [8] (0:10.71)	0:22.56 [8] (0:10.87)	0:11.69 [8] (0:11.69)
Average Speed [km/h]	36.5	65.8	67.1	65.7	61.6
Top Speed [km/h]	60.6	68.8	69.1	67.2	63.5
Avg. Dist. to Rail [m]	1.0	0.7	0.6	1.2	1.7
Avg. Stride Freq. [Hz]	2.3	2.6	2.7	2.7	2.5
Avg. Stride Length [m]	4.5	6.9	6.9	6.8	6.7



- [] Ranking at each section and finish
- .-.- No data available at this section
- NA No data available



Toowoomba QLD Professional

Race 7: Hannaford Equipment Maiden Plate - 1625m

07 September 2024 - 20:15



Track Rating: Good, Weather: Fine, Rail Position: +2m Entire

Section		Overall	1400m	1200m	1000m	800m	600m	400m	Last 600m				
Field Times		1:39.95 (0:15.33)	1:24.62 (0:11.50)	1:13.12 (0:11.75)	1:01.37 (0:12.43)	0:48.94 (0:12.53)	0:36.41 (0:12.02)	0:24.39 (0:11.90)	0:36.41				
Rank	TAB Horse/Jockey	Barrier	Top Speed [km/h]	Fastest Section									Distance Travelled [m]
1	4 SMOKIN MATCH Justin Huxtable	6	66.7	0:11.49	1:39.95 [1] (0:15.35)	1:24.60 [2] (0:11.49)	1:13.11 [2] (0:11.83)	1:01.28 [2] (0:12.39)	0:48.89 [2] (0:12.48)	0:36.41 [1] (0:12.02)	0:24.39 [1] (0:11.90)	0:36.41	
2	9 LADY BOSSA NOVA Kenji Yoshida	9	65.2	0:11.75	1:40.31 [2] (0:15.33)	1:24.98 [1] (0:11.75)	1:13.23 [3] (0:11.81)	1:01.42 [3] (0:12.34)	0:49.08 [3] (0:12.47)	0:36.61 [3] (0:12.18)	0:24.43 [2] (0:11.85)	0:36.61	+6
3	5 BEAU MONDE Luke Tarrant	3	64.4	0:11.79	1:41.29 [3] (0:15.73)	1:25.56 [4] (0:11.88)	1:13.68 [7] (0:11.79)	1:01.89 [7] (0:12.41)	0:49.48 [7] (0:12.40)	0:37.08 [7] (0:12.22)	0:24.86 [7] (0:12.32)	0:37.08	+5
4	6 CRIMSON ECHO Rob Thorburn	5	67.6	0:11.46	1:41.78 [4] (0:15.80)	1:25.98 [6] (0:11.68)	1:14.30 [5] (0:11.46)	1:02.84 [4] (0:12.46)	0:50.38 [4] (0:12.43)	0:37.95 [4] (0:12.34)	0:25.61 [3] (0:12.50)	0:37.95	+8
5	3 RICH FLEX Michael Murphy	4	65.5	0:11.64	1:42.06 [5] (0:15.65)	1:26.41 [3] (0:11.64)	1:14.77 [4] (0:11.81)	1:02.96 [5] (0:12.36)	0:50.60 [5] (0:12.55)	0:38.05 [5] (0:12.22)	0:25.83 [4] (0:12.47)	0:38.05	-1
6	7 HOT PEACH Shania Willis	8	65.7	0:11.73	1:42.13 [6] (0:15.86)	1:26.27 [7] (0:11.74)	1:14.53 [6] (0:11.73)	1:02.80 [6] (0:12.42)	0:50.38 [6] (0:12.30)	0:38.08 [6] (0:12.24)	0:25.84 [5] (0:12.58)	0:38.08	+11
7	2 OUTTA BEAUTY Karl Zechner	7	68.8	0:11.04	1:43.78 [7] (0:15.79)	1:27.99 [5] (0:11.04)	1:16.95 [1] (0:11.75)	1:05.20 [1] (0:12.43)	0:52.77 [1] (0:12.61)	0:40.16 [2] (0:12.74)	0:27.42 [6] (0:13.14)	0:40.16	+5
8	1 CAPE BOY Nozi Tomizawa	2	66.5	0:11.70	1:44.49 [8] (0:16.34)	1:28.15 [8] (0:11.74)	1:16.41 [8] (0:11.70)	1:04.71 [8] (0:12.35)	0:52.36 [8] (0:12.68)	0:39.68 [8] (0:12.95)	0:26.73 [8] (0:12.72)	0:39.68	-1

Scratched: Belmont Park (#8)

[] Ranking at each section and finish
 -:-:- No data available at this section
 NA No data available

SCN Saddle cloth number
 DNF Did not finish
 DNT Did not track



Toowoomba QLD Professional
Race 7: Hannaford Equipment Maiden Plate - 1625m
07 September 2024 - 20:15



Track Rating: Good, Weather: Fine, Rail Position: +2m Entire

Section				200m				Last 600m	
Field Times				0:12.49 (0:12.49)				0:36.41	
Rank	TAB	Horse/Jockey	Barrier	Top Speed [km/h]	Fastest Section	Margin			Distance Travelled [m]
1	4	SMOKIN MATCH Justin Huxtable	6	66.7 Overall	0:11.49 1400m	0:12.49 [1] (0:12.49)	1:39.95		0:36.41
2	9	LADY BOSSA NOVA Kenji Yoshida	9	65.2 Overall	0:11.75 1400m	0:12.58 [2] (0:12.58)	2L		0:36.61 +6
3	5	BEAU MONDE Luke Tarrant	3	64.4 Overall	0:11.79 1200m	0:12.54 [5] (0:12.54)	7.8L		0:37.08 +5
4	6	CRIMSON ECHO Rob Thorburn	5	67.6 1400m	0:11.46 1200m	0:13.11 [3] (0:13.11)	10.6L		0:37.95 +8
5	3	RICH FLEX Michael Murphy	4	65.5 Overall	0:11.64 1400m	0:13.36 [4] (0:13.36)	12.1L		0:38.05 -1
6	7	HOT PEACH Shania Willis	8	65.7 Overall	0:11.73 1200m	0:13.26 [6] (0:13.26)	12.4L		0:38.08 +11
7	2	OUTTA BEAUTY Karl Zechner	7	68.8 1400m	0:11.04 1400m	0:14.28 [7] (0:14.28)	21.9L		0:40.16 +5
8	1	CAPE BOY Nozi Tomizawa	2	66.5 Overall	0:11.70 1200m	0:14.01 [8] (0:14.01)	25.9L		0:39.68 -1

Scratched: Belmont Park (#8)

[] Ranking at each section and finish
 -:-:- No data available at this section
 NA No data available

SCN Saddle cloth number
 DNF Did not finish
 DNT Did not track



Horse/Jockey Name	Smokin Match
Final Rank	1
Fastest Section Time (Section)	0:11.49 (1400m)
Top Speed [km/h] (Section)	66.7 (Overall)
Race State	Finished



Toowoomba QLD Professional

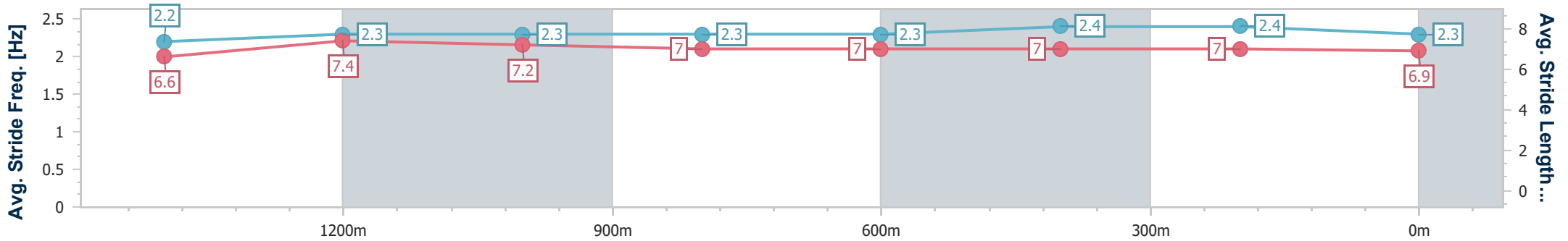
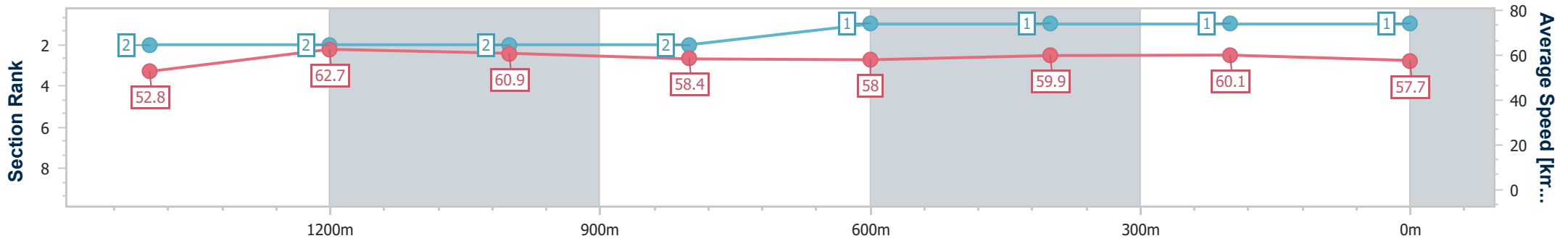
Race 7: Hannaford Equipment Maiden Plate - 1625m

07 September 2024 - 20:15



Track Rating: Good, Weather: Fine, Rail Position: +2m Entire

Section	Overall	1400m	1200m	1000m	800m	600m	400m	200m
Section Times	1:39.95 [1] (0:15.35)	1:24.60 [2] (0:11.49)	1:13.11 [2] (0:11.83)	1:01.28 [2] (0:12.39)	0:48.89 [2] (0:12.48)	0:36.41 [1] (0:12.02)	0:24.39 [1] (0:11.90)	0:12.49 [1] (0:12.49)
Average Speed [km/h]	52.8	62.7	60.9	58.4	58.0	59.9	60.1	57.7
Top Speed [km/h]	66.7	65.8	62.3	58.9	60.2	61.2	62.4	59.0
Avg. Dist. to Rail [m]	4.4	1.0	1.8	1.1	1.3	0.5	1.7	1.2
Avg. Stride Freq. [Hz]	2.2	2.3	2.3	2.3	2.3	2.4	2.4	2.3
Avg. Stride Length [m]	6.6	7.4	7.2	7.0	7.0	7.0	7.0	6.9



- [] Ranking at each section and finish
- .-.- No data available at this section
- NA No data available



Horse/Jockey Name	Lady Bossa Nova
Final Rank	2
Fastest Section Time (Section)	0:11.75 (1400m)
Top Speed [km/h] (Section)	65.2 (Overall)
Race State	Finished



Toowoomba QLD Professional

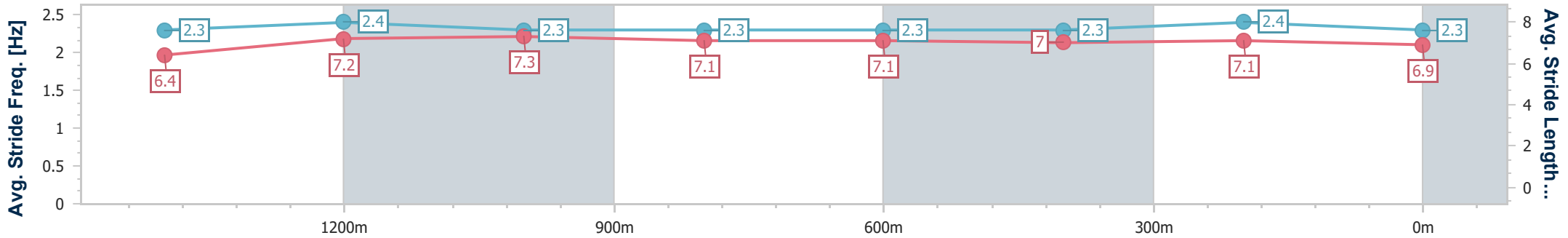
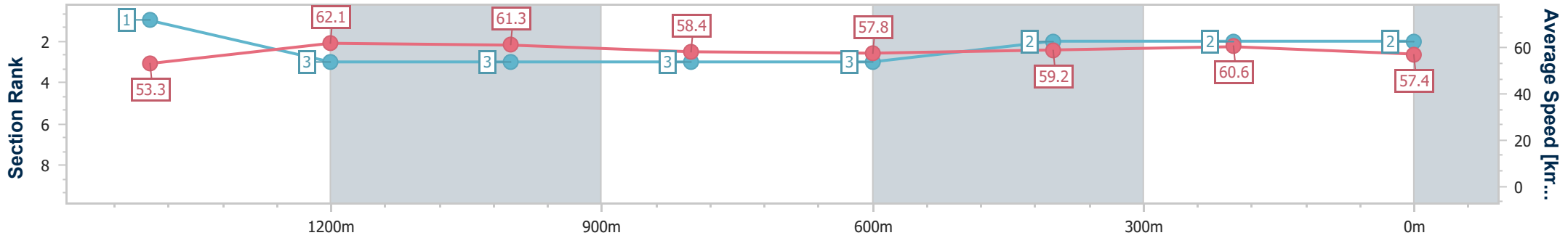
Race 7: Hannaford Equipment Maiden Plate - 1625m

07 September 2024 - 20:15



Track Rating: Good, Weather: Fine, Rail Position: +2m Entire

Section	Overall	1400m	1200m	1000m	800m	600m	400m	200m
Section Times	1:40.31 [2] (0:15.33)	1:24.98 [1] (0:11.75)	1:13.23 [3] (0:11.81)	1:01.42 [3] (0:12.34)	0:49.08 [3] (0:12.47)	0:36.61 [3] (0:12.18)	0:24.43 [2] (0:11.85)	0:12.58 [2] (0:12.58)
Average Speed [km/h]	53.3	62.1	61.3	58.4	57.8	59.2	60.6	57.4
Top Speed [km/h]	65.2	63.2	62.7	59.5	59.8	60.6	61.6	60.1
Avg. Dist. to Rail [m]	8.0	2.3	1.4	1.0	0.4	0.6	0.9	0.4
Avg. Stride Freq. [Hz]	2.3	2.4	2.3	2.3	2.3	2.3	2.4	2.3
Avg. Stride Length [m]	6.4	7.2	7.3	7.1	7.1	7.0	7.1	6.9



- [] Ranking at each section and finish
- .-.- No data available at this section
- NA No data available



Horse/Jockey Name	Beau Monde
Final Rank	3
Fastest Section Time (Section)	0:11.79 (1200m)
Top Speed [km/h] (Section)	64.4 (Overall)
Race State	Finished



Toowoomba QLD Professional

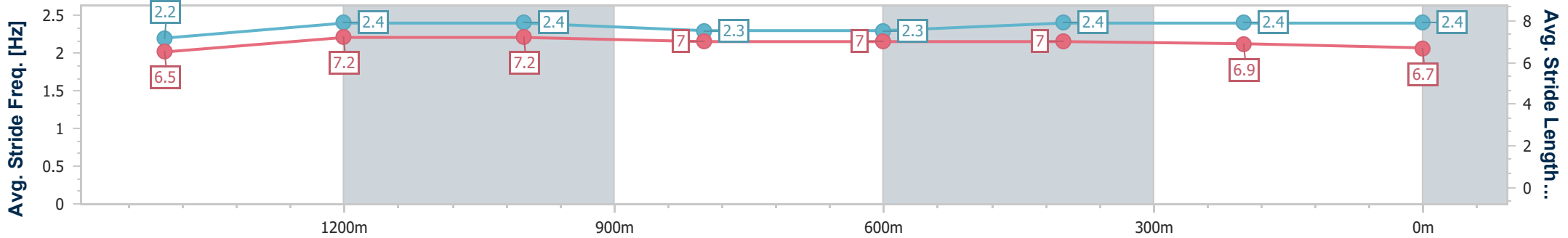
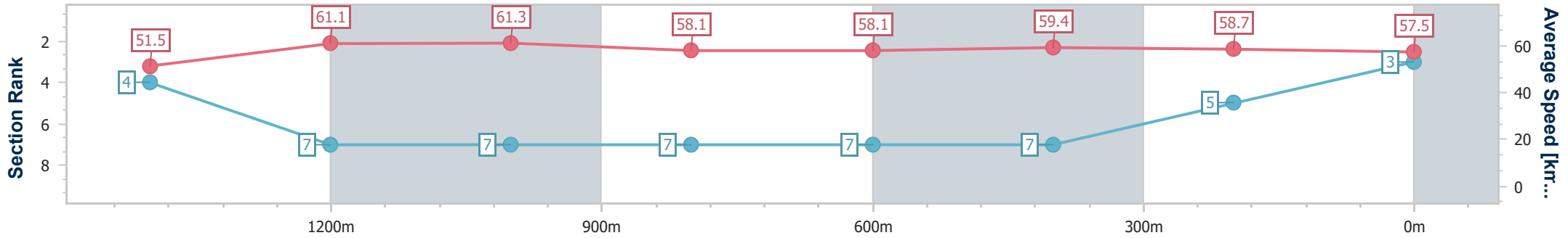
Race 7: Hannaford Equipment Maiden Plate - 1625m

07 September 2024 - 20:15



Track Rating: Good, Weather: Fine, Rail Position: +2m Entire

Section	Overall	1400m	1200m	1000m	800m	600m	400m	200m
Section Times	1:41.29 [3] (0:15.73)	1:25.56 [4] (0:11.88)	1:13.68 [7] (0:11.79)	1:01.89 [7] (0:12.41)	0:49.48 [7] (0:12.40)	0:37.08 [7] (0:12.22)	0:24.86 [7] (0:12.32)	0:12.54 [5] (0:12.54)
Average Speed [km/h]	51.5	61.1	61.3	58.1	58.1	59.4	58.7	57.5
Top Speed [km/h]	64.4	63.4	63.4	59.4	58.5	61.6	60.1	58.2
Avg. Dist. to Rail [m]	2.4	1.3	2.0	0.7	0.4	1.7	2.1	1.6
Avg. Stride Freq. [Hz]	2.2	2.4	2.4	2.3	2.3	2.4	2.4	2.4
Avg. Stride Length [m]	6.5	7.2	7.2	7.0	7.0	7.0	6.9	6.7



- [] Ranking at each section and finish
- .-.- No data available at this section
- NA No data available



Horse/Jockey Name	Crimson Echo
Final Rank	4
Fastest Section Time (Section)	0:11.46 (1200m)
Top Speed [km/h] (Section)	67.6 (1400m)
Race State	Finished



Toowoomba QLD Professional

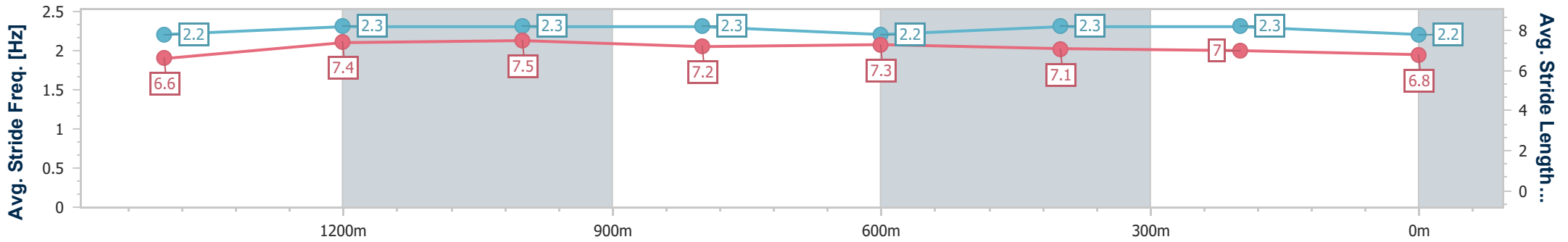
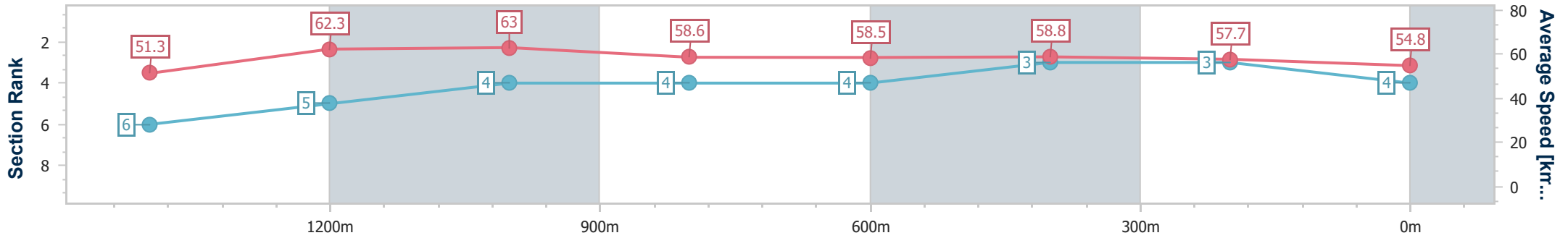
Race 7: Hannaford Equipment Maiden Plate - 1625m

07 September 2024 - 20:15



Track Rating: Good, Weather: Fine, Rail Position: +2m Entire

Section	Overall	1400m	1200m	1000m	800m	600m	400m	200m					
Section Times	1:41.78 [4] (0:15.80)	1:25.98 [6] (0:11.68)	1:14.30 [5] (0:11.46)	1:02.84 [4] (0:12.46)	0:50.38 [4] (0:12.43)	0:37.95 [4] (0:12.34)	0:25.61 [3] (0:12.50)	0:13.11 [3]					
Average Speed [km/h]	51.3	62.3	63.0	58.6	58.5	58.8	57.7	54.8					
Top Speed [km/h]	66.9	67.6	65.6	59.8	59.1	60.1	59.1	56.7					
Avg. Dist. to Rail [m]	4.0	1.7	4.0	3.9	2.3	1.5	0.8	0.9					
Avg. Stride Freq. [Hz]	2.2	2.3	2.3	2.3	2.2	2.3	2.3	2.2					
Avg. Stride Length [m]	6.6	7.4	7.5	7.2	7.3	7.1	7.0	6.8					



- [] Ranking at each section and finish
- .-.- No data available at this section
- NA No data available



Horse/Jockey Name	Rich Flex
Final Rank	5
Fastest Section Time (Section)	0:11.64 (1400m)
Top Speed [km/h] (Section)	65.5 (Overall)
Race State	Finished



Toowoomba QLD Professional

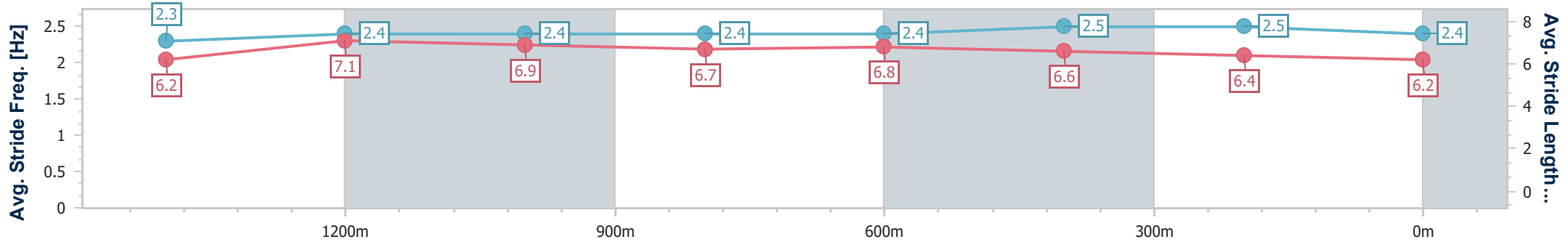
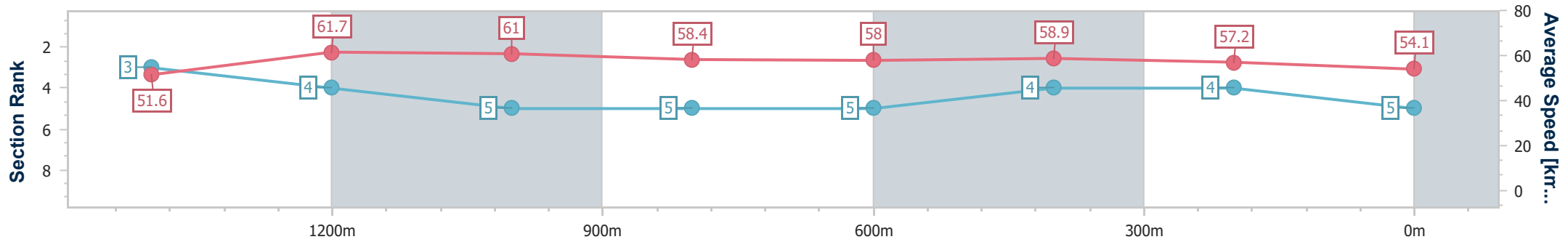
Race 7: Hannaford Equipment Maiden Plate - 1625m

07 September 2024 - 20:15



Track Rating: Good, Weather: Fine, Rail Position: +2m Entire

Section	Overall	1400m	1200m	1000m	800m	600m	400m	200m
Section Times	1:42.06 [5] (0:15.65)	1:26.41 [3] (0:11.64)	1:14.77 [4] (0:11.81)	1:02.96 [5] (0:12.36)	0:50.60 [5] (0:12.55)	0:38.05 [5] (0:12.22)	0:25.83 [4] (0:12.47)	0:13.36 [4] (0:13.36)
Average Speed [km/h]	51.6	61.7	61.0	58.4	58.0	58.9	57.2	54.1
Top Speed [km/h]	65.5	63.5	62.5	59.7	59.5	60.2	58.3	56.4
Avg. Dist. to Rail [m]	2.9	1.2	1.3	1.0	1.6	1.0	2.0	1.9
Avg. Stride Freq. [Hz]	2.3	2.4	2.4	2.4	2.4	2.5	2.5	2.4
Avg. Stride Length [m]	6.2	7.1	6.9	6.7	6.8	6.6	6.4	6.2



- [] Ranking at each section and finish
- .-.- No data available at this section
- NA No data available



Horse/Jockey Name	Hot Peach
Final Rank	6
Fastest Section Time (Section)	0:11.73 (1200m)
Top Speed [km/h] (Section)	65.7 (Overall)
Race State	Finished



Toowoomba QLD Professional

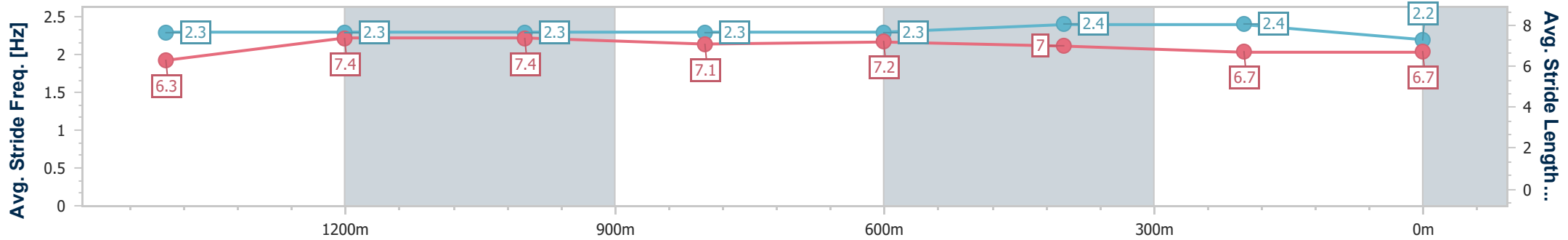
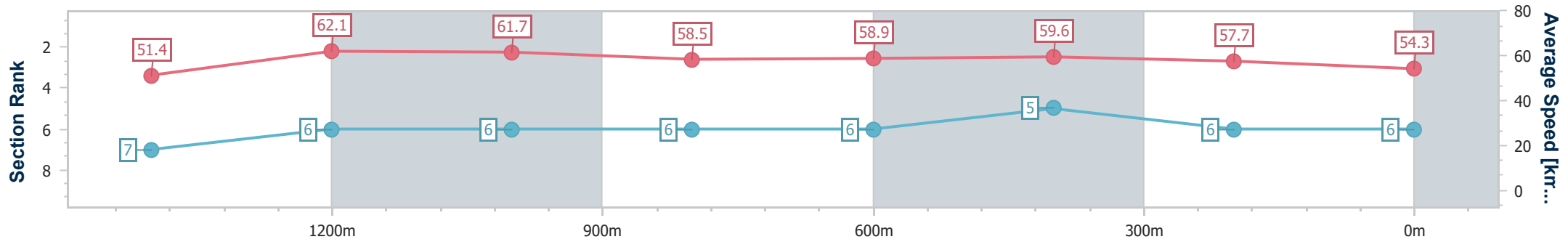
Race 7: Hannaford Equipment Maiden Plate - 1625m

07 September 2024 - 20:15



Track Rating: Good, Weather: Fine, Rail Position: +2m Entire

Section	Overall	1400m	1200m	1000m	800m	600m	400m	200m
Section Times	1:42.13 [6] (0:15.86)	1:26.27 [7] (0:11.74)	1:14.53 [6] (0:11.73)	1:02.80 [6] (0:12.42)	0:50.38 [6] (0:12.30)	0:38.08 [6] (0:12.24)	0:25.84 [5] (0:12.58)	0:13.26 [6] (0:13.26)
Average Speed [km/h]	51.4	62.1	61.7	58.5	58.9	59.6	57.7	54.3
Top Speed [km/h]	65.7	65.4	64.0	59.4	60.5	60.6	58.9	55.8
Avg. Dist. to Rail [m]	5.6	2.2	3.0	3.1	1.5	2.3	2.9	1.4
Avg. Stride Freq. [Hz]	2.3	2.3	2.3	2.3	2.3	2.4	2.4	2.2
Avg. Stride Length [m]	6.3	7.4	7.4	7.1	7.2	7.0	6.7	6.7



- [] Ranking at each section and finish
- .-.- No data available at this section
- NA No data available



Horse/Jockey Name	Outta Beauty
Final Rank	7
Fastest Section Time (Section)	0:11.04 (1400m)
Top Speed [km/h] (Section)	68.8 (1400m)
Race State	Finished



Toowoomba QLD Professional

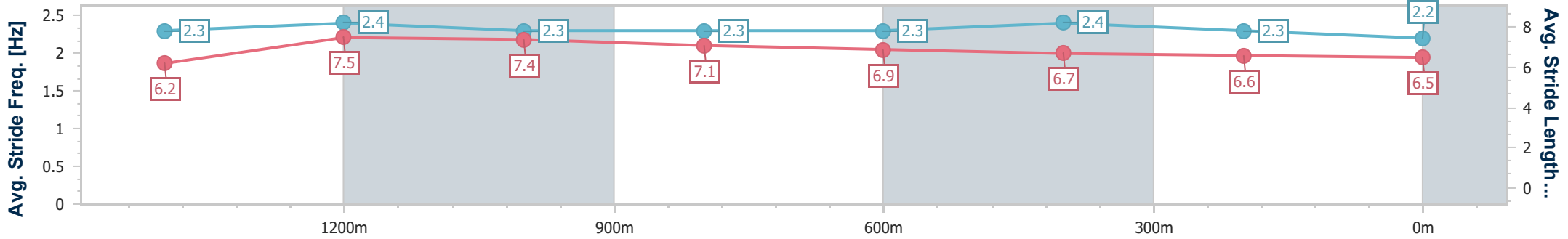
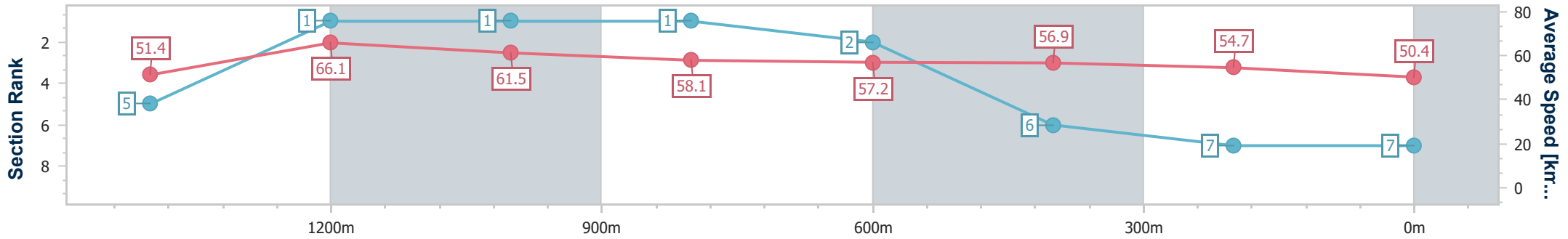
Race 7: Hannaford Equipment Maiden Plate - 1625m

07 September 2024 - 20:15



Track Rating: Good, Weather: Fine, Rail Position: +2m Entire

Section	Overall	1400m	1200m	1000m	800m	600m	400m	200m
Section Times	1:43.78 [7] (0:15.79)	1:27.99 [5] (0:11.04)	1:16.95 [1] (0:11.75)	1:05.20 [1] (0:12.43)	0:52.77 [1] (0:12.61)	0:40.16 [2] (0:12.74)	0:27.42 [6] (0:13.14)	0:14.28 [7] (0:14.28)
Average Speed [km/h]	51.4	66.1	61.5	58.1	57.2	56.9	54.7	50.4
Top Speed [km/h]	68.6	68.8	63.2	59.7	60.1	59.6	56.0	54.2
Avg. Dist. to Rail [m]	4.6	2.1	2.4	0.9	1.2	1.4	0.7	1.7
Avg. Stride Freq. [Hz]	2.3	2.4	2.3	2.3	2.3	2.4	2.3	2.2
Avg. Stride Length [m]	6.2	7.5	7.4	7.1	6.9	6.7	6.6	6.5



- [] Ranking at each section and finish
- .-.-.- No data available at this section
- NA No data available



Horse/Jockey Name	Cape Boy
Final Rank	8
Fastest Section Time (Section)	0:11.70 (1200m)
Top Speed [km/h] (Section)	66.5 (Overall)
Race State	Finished



Toowoomba QLD Professional

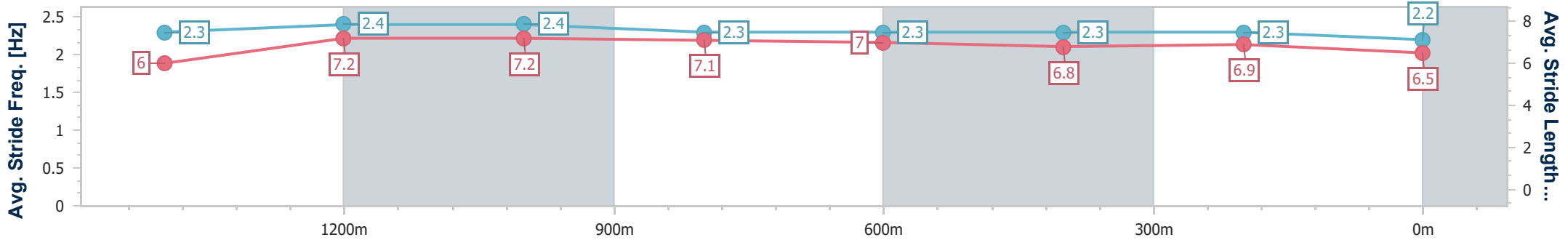
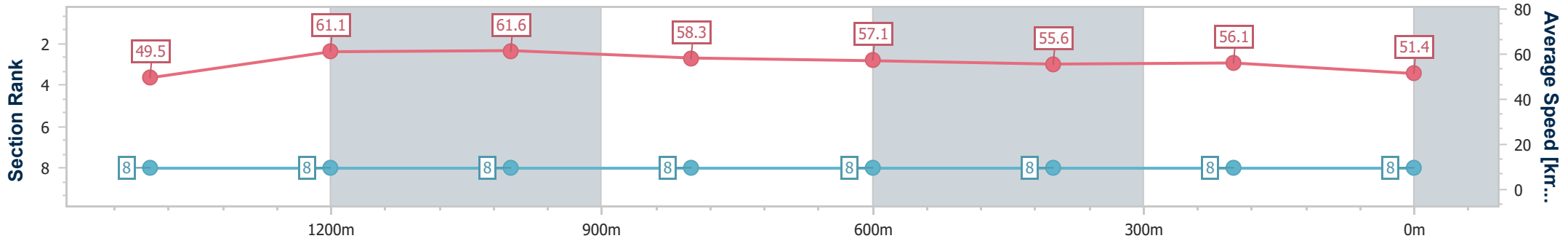
Race 7: Hannaford Equipment Maiden Plate - 1625m

07 September 2024 - 20:15



Track Rating: Good, Weather: Fine, Rail Position: +2m Entire

Section	Overall	1400m	1200m	1000m	800m	600m	400m	200m
Section Times	1:44.49 [8] (0:16.34)	1:28.15 [8] (0:11.74)	1:16.41 [8] (0:11.70)	1:04.71 [8] (0:12.35)	0:52.36 [8] (0:12.68)	0:39.68 [8] (0:12.95)	0:26.73 [8] (0:12.72)	0:14.01 [8] (0:14.01)
Average Speed [km/h]	49.5	61.1	61.6	58.3	57.1	55.6	56.1	51.4
Top Speed [km/h]	66.5	65.0	62.8	59.9	57.7	57.3	57.6	55.1
Avg. Dist. to Rail [m]	3.1	1.1	0.5	0.4	1.6	0.5	1.8	2.0
Avg. Stride Freq. [Hz]	2.3	2.4	2.4	2.3	2.3	2.3	2.3	2.2
Avg. Stride Length [m]	6.0	7.2	7.2	7.1	7.0	6.8	6.9	6.5



- [] Ranking at each section and finish
- .-.- No data available at this section
- NA No data available