



Doomben QLD Professional

Race 5: LADBROKES OWN SPRING Class 6 Plate - 1350m

07 September 2024 - 14:18



BRISBANE
RACING CLUB

Track Rating: Good 3, Weather: Fine, Rail Position: +1m Entire

Section		Overall	1200m	1000m	800m	600m	400m	Last 600m				
Field Times		1:17.88 (0:10.36)	1:07.52 (0:10.39)	0:57.13 (0:10.99)	0:46.14 (0:11.31)	0:34.83 (0:11.03)	0:23.80 (0:11.45)	0:34.83				
Rank	TAB Horse/Jockey	Barrier	Top Speed [km/h]	Fastest Section	Distance Travelled [m]							
1	7 ATMOSPHERE Emily Lang	9	71.5 1200m	0:10.36 1200m	1:17.88 [1] (0:10.39)	1:07.49 [2] (0:10.36)	0:57.13 [1] (0:10.99)	0:46.14 [1] (0:11.31)	0:34.83 [1] (0:11.03)	0:23.80 [1] (0:11.45)	0:34.83	
2	9 NAVAL TRADER Nikita Beriman	4	70.0 1200m	0:10.53 1200m	1:17.97 [2] (0:10.78)	1:07.19 [5] (0:10.53)	0:56.66 [5] (0:10.89)	0:45.77 [4] (0:11.41)	0:34.36 [4] (0:11.08)	0:23.28 [4] (0:11.28)	0:34.36	+1
3	6 HOOT 'N' HOLLER Noel Callow	1	69.0 1200m	0:10.57 Overall	1:18.36 [3] (0:10.57)	1:07.79 [3] (0:10.57)	0:57.22 [3] (0:10.89)	0:46.33 [3] (0:11.36)	0:34.97 [3] (0:11.14)	0:23.83 [3] (0:11.23)	0:34.97	+4
4	8 IVAN'S HERO James Orman	6	69.1 1200m	0:10.59 1200m	1:18.78 [4] (0:10.60)	1:08.18 [4] (0:10.59)	0:57.59 [4] (0:11.02)	0:46.57 [5] (0:11.42)	0:35.15 [5] (0:11.13)	0:24.02 [5] (0:11.32)	0:35.15	+3
5	2 ALBURQ Marnu Potgieter	8	72.0 1200m	0:10.51 1200m	1:19.59 [5] (0:10.82)	1:08.77 [6] (0:10.51)	0:58.26 [6] (0:10.91)	0:47.35 [6] (0:11.44)	0:35.91 [6] (0:11.11)	0:24.80 [6] (0:11.66)	0:35.91	+2
6	5 KANAZAWA Boris Thornton	3	69.5 1200m	0:10.36 Overall	1:21.85 [6] (0:10.36)	1:11.49 [1] (0:10.50)	1:00.99 [2] (0:10.96)	0:50.03 [2] (0:11.37)	0:38.66 [2] (0:11.17)	0:27.49 [2] (0:11.75)	0:38.66	+3

Scratched: Diamond Model (#11), Bluff 'N' Bluster (#1), Devil's Throat (#4), Cloudland (#3), Plundering (#10)

[] Ranking at each section and finish
 -:-:- No data available at this section
 NA No data available

SCN Saddle cloth number
 DNF Did not finish
 DNT Did not track



Doomben QLD Professional

Race 5: LADBROKES OWN SPRING Class 6 Plate - 1350m

07 September 2024 - 14:18



BRISBANE
RACING CLUB

Track Rating: Good 3, Weather: Fine, Rail Position: +1m Entire

Section				200m				Last 600m	
Field Times				0:12.35 (0:12.35)				0:34.83	
Rank	TAB Horse/Jockey	Barrier	Top Speed [km/h]	Fastest Section	Margin				Distance Travelled [m]
1	7 ATMOSPHERE Emily Lang	9	71.5 1200m	0:10.36 1200m	0:12.35 [1] (0:12.35)	1:17.88		0:34.83	
2	9 NAVAL TRADER Nikita Beriman	4	70.0 1200m	0:10.53 1200m	0:12.00 [3] (0:12.00)	0.51L		0:34.36	+1
3	6 HOOT 'N' HOLLER Noel Callow	1	69.0 1200m	0:10.57 Overall	0:12.60 [2] (0:12.60)	2.83L		0:34.97	+4
4	8 IVAN'S HERO James Orman	6	69.1 1200m	0:10.59 1200m	0:12.70 [4] (0:12.70)	5.28L		0:35.15	+3
5	2 ALBURQ Marnu Potgieter	8	72.0 1200m	0:10.51 1200m	0:13.14 [6] (0:13.14)	10.05L		0:35.91	+2
6	5 KANAZAWA Boris Thornton	3	69.5 1200m	0:10.36 Overall	0:15.74 [5] (0:15.74)	23.34L		0:38.66	+3

Scratched: Diamond Model (#11), Bluff 'N' Bluster (#1), Devil's Throat (#4), Cloudland (#3), Plundering (#10)



Horse/Jockey Name	Atmosphere
Final Rank	1
Fastest Section Time (Section)	0:10.36 (1200m)
Top Speed [km/h] (Section)	71.5 (1200m)
Race State	Finished

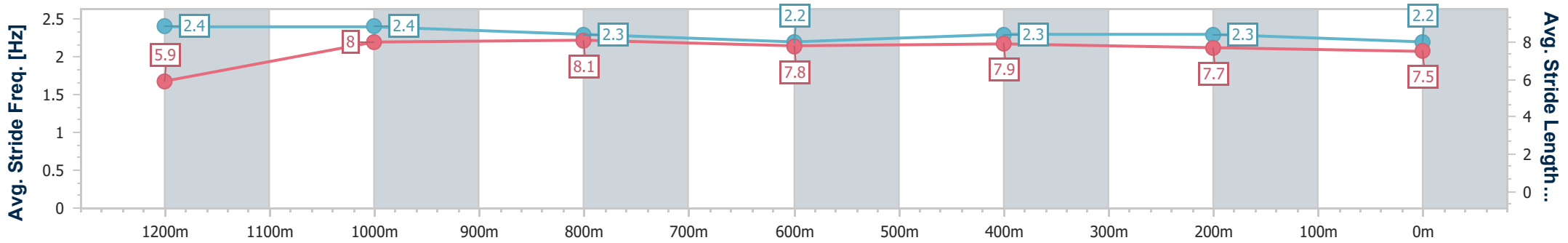
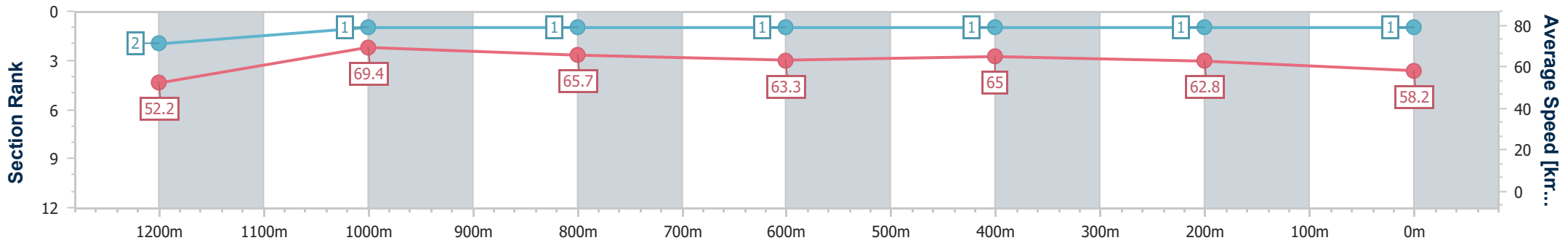


Doomben QLD Professional
Race 5: LADBROKES OWN SPRING Class 6 Plate - 1350m
 07 September 2024 - 14:18
 Track Rating: Good 3, Weather: Fine, Rail Position: +1m Entire



BRISBANE
RACING CLUB

Section	Overall	1200m	1000m	800m	600m	400m	200m
Section Times	1:17.88 [1] (0:10.39)	1:07.49 [2] (0:10.36)	0:57.13 [1] (0:10.99)	0:46.14 [1] (0:11.31)	0:34.83 [1] (0:11.03)	0:23.80 [1] (0:11.45)	0:12.35 [1] (0:12.35)
Average Speed [km/h]	52.2	69.4	65.7	63.3	65.0	62.8	58.2
Top Speed [km/h]	69.7	71.5	67.4	65.2	65.3	64.0	61.2
Avg. Dist. to Rail [m]	7.4	1.4	0.2	0.6	1.1	0.6	0.9
Avg. Stride Freq. [Hz]	2.4	2.4	2.3	2.2	2.3	2.3	2.2
Avg. Stride Length [m]	5.9	8.0	8.1	7.8	7.9	7.7	7.5



- [] Ranking at each section and finish
- .-.- No data available at this section
- NA No data available



Horse/Jockey Name	Naval Trader
Final Rank	2
Fastest Section Time (Section)	0:10.53 (1200m)
Top Speed [km/h] (Section)	70.0 (1200m)
Race State	Finished



Doomben QLD Professional

Race 5: LADBROKES OWN SPRING Class 6 Plate - 1350m

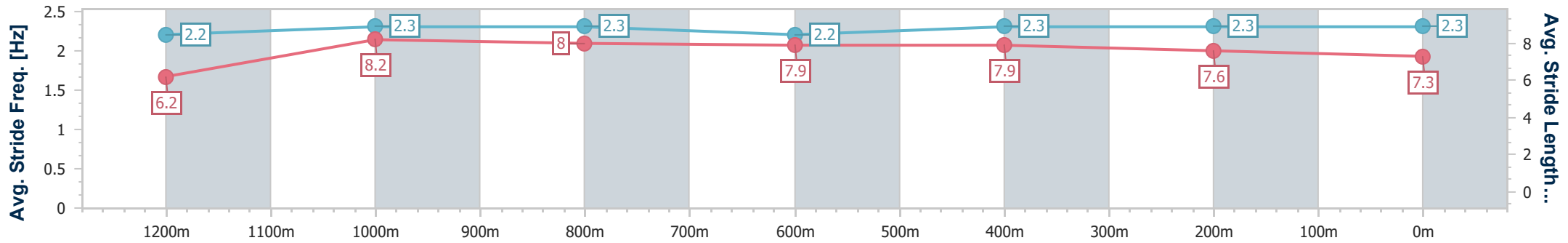
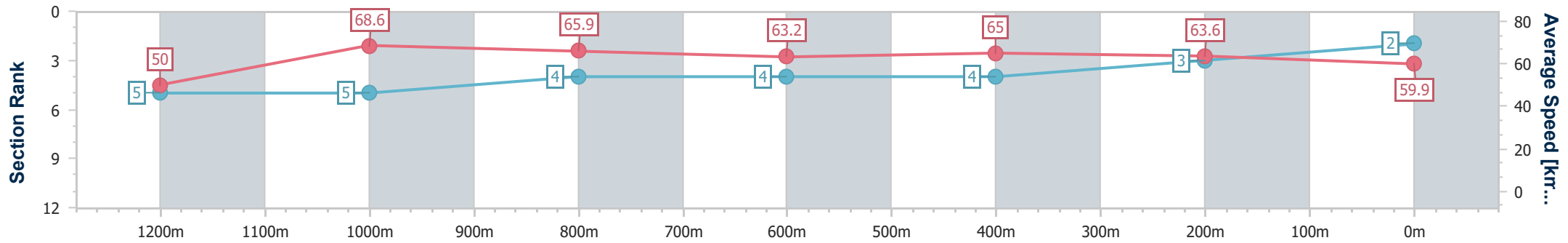
07 September 2024 - 14:18

Track Rating: Good 3, Weather: Fine, Rail Position: +1m Entire



BRISBANE RACING CLUB

Section	Overall	1200m	1000m	800m	600m	400m	200m
Section Times	1:17.97 [2] (0:10.78)	1:07.19 [5] (0:10.53)	0:56.66 [5] (0:10.89)	0:45.77 [4] (0:11.41)	0:34.36 [4] (0:11.08)	0:23.28 [4] (0:11.28)	0:12.00 [3] (0:12.00)
Average Speed [km/h]	50.0	68.6	65.9	63.2	65.0	63.6	59.9
Top Speed [km/h]	68.1	70.0	67.6	64.8	65.8	66.2	62.4
Avg. Dist. to Rail [m]	4.4	0.4	0.4	0.2	0.5	0.7	0.8
Avg. Stride Freq. [Hz]	2.2	2.3	2.3	2.2	2.3	2.3	2.3
Avg. Stride Length [m]	6.2	8.2	8.0	7.9	7.9	7.6	7.3



- [] Ranking at each section and finish
- .-.- No data available at this section
- NA No data available



Horse/Jockey Name	Hoot 'N' Holler
Final Rank	3
Fastest Section Time (Section)	0:10.57 (Overall)
Top Speed [km/h] (Section)	69.0 (1200m)
Race State	Finished



Doomben QLD Professional

Race 5: LADBROKES OWN SPRING Class 6 Plate - 1350m

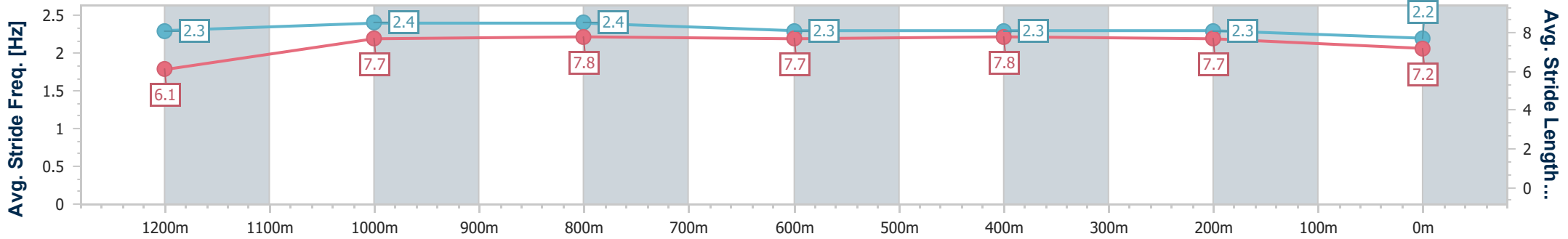
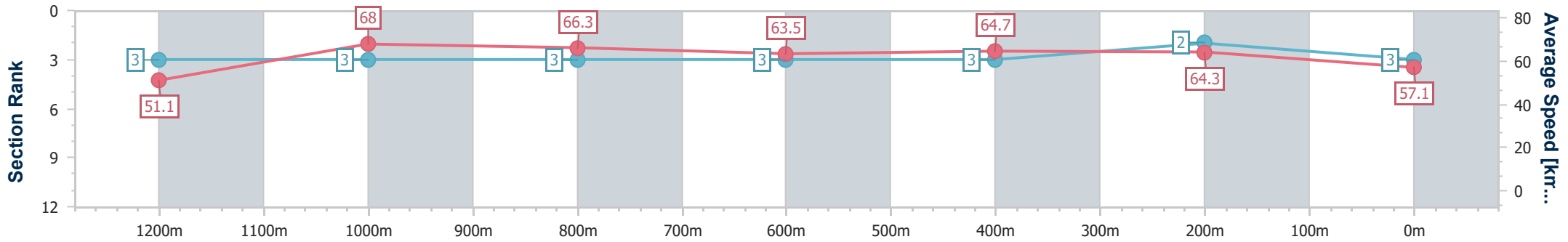
07 September 2024 - 14:18

Track Rating: Good 3, Weather: Fine, Rail Position: +1m Entire



BRISBANE RACING CLUB

Section	Overall	1200m	1000m	800m	600m	400m	200m
Section Times	1:18.36 [3] (0:10.57)	1:07.79 [3] (0:10.57)	0:57.22 [3] (0:10.89)	0:46.33 [3] (0:11.36)	0:34.97 [3] (0:11.14)	0:23.83 [3] (0:11.23)	0:12.60 [2] (0:12.60)
Average Speed [km/h]	51.1	68.0	66.3	63.5	64.7	64.3	57.1
Top Speed [km/h]	66.6	69.0	68.3	64.9	65.7	66.3	61.5
Avg. Dist. to Rail [m]	2.3	0.6	0.2	0.4	0.8	2.3	2.1
Avg. Stride Freq. [Hz]	2.3	2.4	2.4	2.3	2.3	2.3	2.2
Avg. Stride Length [m]	6.1	7.7	7.8	7.7	7.8	7.7	7.2



- [] Ranking at each section and finish
- .-.- No data available at this section
- NA No data available



Horse/Jockey Name	Ivan's Hero
Final Rank	4
Fastest Section Time (Section)	0:10.59 (1200m)
Top Speed [km/h] (Section)	69.1 (1200m)
Race State	Finished



Doomben QLD Professional

Race 5: LADBROKES OWN SPRING Class 6 Plate - 1350m

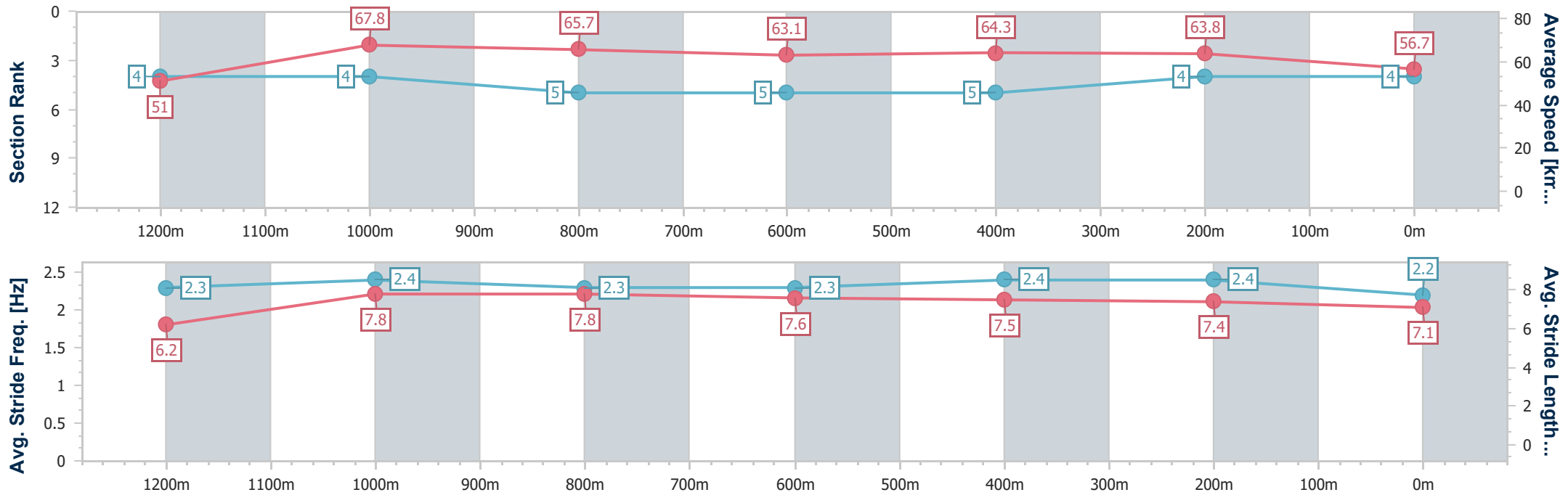
07 September 2024 - 14:18

Track Rating: Good 3, Weather: Fine, Rail Position: +1m Entire



BRISBANE RACING CLUB

Section	Overall	1200m	1000m	800m	600m	400m	200m
Section Times	1:18.78 [4] (0:10.60)	1:08.18 [4] (0:10.59)	0:57.59 [4] (0:11.02)	0:46.57 [5] (0:11.42)	0:35.15 [5] (0:11.13)	0:24.02 [5] (0:11.32)	0:12.70 [4] (0:12.70)
Average Speed [km/h]	51.0	67.8	65.7	63.1	64.3	63.8	56.7
Top Speed [km/h]	66.9	69.1	68.1	65.4	65.8	65.9	60.5
Avg. Dist. to Rail [m]	5.2	1.0	1.2	0.4	0.6	1.3	2.0
Avg. Stride Freq. [Hz]	2.3	2.4	2.3	2.3	2.4	2.4	2.2
Avg. Stride Length [m]	6.2	7.8	7.8	7.6	7.5	7.4	7.1



- [] Ranking at each section and finish
- .-.- No data available at this section
- NA No data available



Horse/Jockey Name	Alburq
Final Rank	5
Fastest Section Time (Section)	0:10.51 (1200m)
Top Speed [km/h] (Section)	72.0 (1200m)
Race State	Finished



Doomben QLD Professional

Race 5: LADBROKES OWN SPRING Class 6 Plate - 1350m

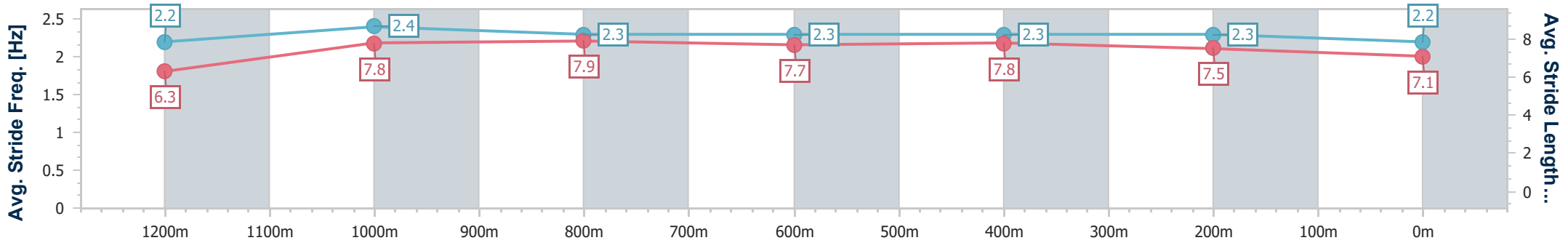
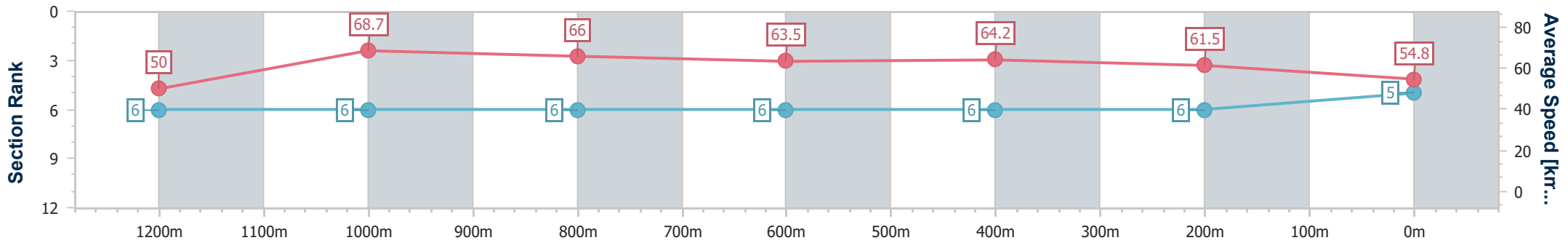
07 September 2024 - 14:18

Track Rating: Good 3, Weather: Fine, Rail Position: +1m Entire



BRISBANE RACING CLUB

Section	Overall	1200m	1000m	800m	600m	400m	200m
Section Times	1:19.59 [5] (0:10.82)	1:08.77 [6] (0:10.51)	0:58.26 [6] (0:10.91)	0:47.35 [6] (0:11.44)	0:35.91 [6] (0:11.11)	0:24.80 [6] (0:11.66)	0:13.14 [6] (0:13.14)
Average Speed [km/h]	50.0	68.7	66.0	63.5	64.2	61.5	54.8
Top Speed [km/h]	66.8	72.0	68.1	63.8	65.4	63.0	58.7
Avg. Dist. to Rail [m]	5.8	1.2	1.3	0.8	0.9	1.4	3.0
Avg. Stride Freq. [Hz]	2.2	2.4	2.3	2.3	2.3	2.3	2.2
Avg. Stride Length [m]	6.3	7.8	7.9	7.7	7.8	7.5	7.1



- [] Ranking at each section and finish
- .-.- No data available at this section
- NA No data available



Horse/Jockey Name	Kanazawa
Final Rank	6
Fastest Section Time (Section)	0:10.36 (Overall)
Top Speed [km/h] (Section)	69.5 (1200m)
Race State	Finished



Doomben QLD Professional

Race 5: LADBROKES OWN SPRING Class 6 Plate - 1350m

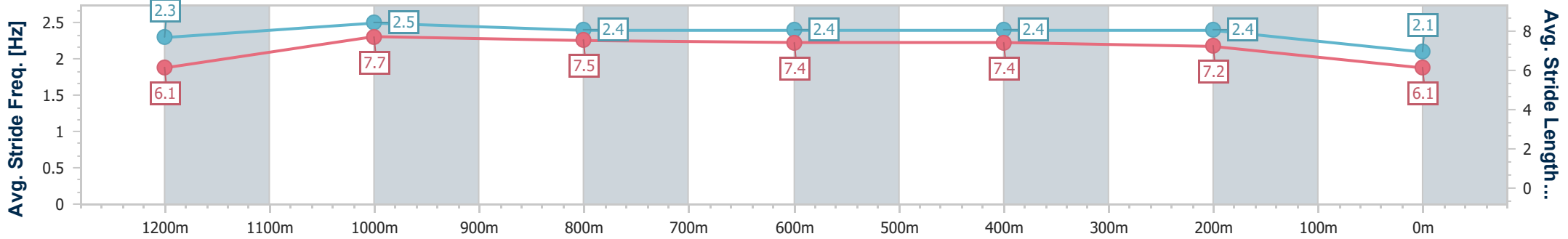
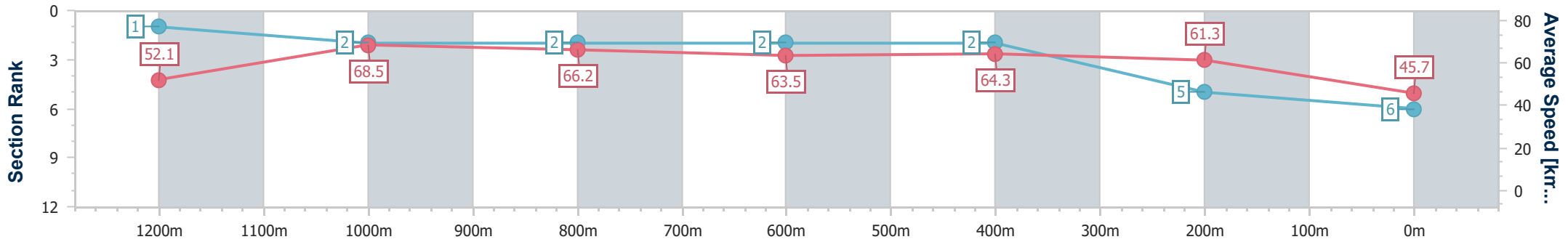
07 September 2024 - 14:18

Track Rating: Good 3, Weather: Fine, Rail Position: +1m Entire



BRISBANE RACING CLUB

Section	Overall	1200m	1000m	800m	600m	400m	200m
Section Times	1:21.85 [6] (0:10.36)	1:11.49 [1] (0:10.50)	1:00.99 [2] (0:10.96)	0:50.03 [2] (0:11.37)	0:38.66 [2] (0:11.17)	0:27.49 [2] (0:11.75)	0:15.74 [5] (0:15.74)
Average Speed [km/h]	52.1	68.5	66.2	63.5	64.3	61.3	45.7
Top Speed [km/h]	68.6	69.5	68.8	65.8	66.2	64.2	55.7
Avg. Dist. to Rail [m]	3.9	0.4	1.5	1.0	0.6	1.7	1.9
Avg. Stride Freq. [Hz]	2.3	2.5	2.4	2.4	2.4	2.4	2.1
Avg. Stride Length [m]	6.1	7.7	7.5	7.4	7.4	7.2	6.1



- [] Ranking at each section and finish
- .-.- No data available at this section
- NA No data available