



Doomben QLD Professional

Race 2: BECOME A BRC MEMBER BENCHMARK 70 Handicap - 1350m

07 September 2024 - 12:33



BRISBANE
RACING CLUB

Track Rating: Good 4, Weather: Fine, Rail Position: +1m Entire

Section		Field Times										Last 600m
		Overall	1200m	1000m	800m	600m	400m					0:34.25
		1:18.39 (0:10.94)	1:07.45 (0:10.73)	0:56.72 (0:11.00)	0:45.72 (0:11.47)	0:34.25 (0:11.45)	0:22.80 (0:11.02)					
Rank	TAB Horse/Jockey	Barrier	Top Speed [km/h]	Fastest Section								Distance Travelled [m]
1	2 SET TO SHINE Emily Lang	2	67.6 1200m	0:10.84 1200m	1:18.39 [1] (0:10.97)	1:07.42 [2] (0:10.84)	0:56.58 [2] (0:10.99)	0:45.59 [2] (0:11.39)	0:34.20 [2] (0:11.41)	0:22.79 [2] (0:11.03)	0:34.20	
2	10 CASTILLIAN Ryan Maloney	6	69.7 1000m	0:10.79 400m	1:18.49 [2] (0:11.43)	1:07.06 [7] (0:10.82)	0:56.24 [6] (0:10.92)	0:45.32 [6] (0:11.49)	0:33.83 [6] (0:11.41)	0:22.42 [7] (0:10.79)	0:33.83 +3	
3	8 DIRT CHEAP James Orman	5	69.1 1200m	0:10.73 1200m	1:18.64 [3] (0:10.94)	1:07.70 [1] (0:10.73)	0:56.97 [1] (0:11.00)	0:45.97 [1] (0:11.47)	0:34.50 [1] (0:11.48)	0:23.02 [3] (0:10.99)	0:34.50 +0	
4	7 READY AZZ EVA Jag Guthmann-Chester	7	69.3 400m	0:10.86 400m	1:18.73 [4] (0:11.22)	1:07.51 [5] (0:11.12)	0:56.39 [7] (0:10.90)	0:45.49 [7] (0:11.42)	0:34.07 [7] (0:11.36)	0:22.71 [6] (0:10.86)	0:34.07 +3	
5	9 DRAMMATICA Angela Jones	3	71.7 1200m	0:10.70 1200m	1:18.74 [5] (0:11.14)	1:07.60 [4] (0:10.70)	0:56.90 [3] (0:11.06)	0:45.84 [3] (0:11.59)	0:34.25 [4] (0:11.49)	0:22.76 [5] (0:10.84)	0:34.25 +13	
6	4 BETTER BE NORDY Noel Callow	4	68.4 1200m	0:10.80 1200m	1:18.82 [6] (0:11.13)	1:07.69 [3] (0:10.80)	0:56.89 [4] (0:11.09)	0:45.80 [5] (0:11.22)	0:34.58 [3] (0:11.35)	0:23.23 [1] (0:11.15)	0:34.58 +5	
7	11 REGAL EDITION Andrew Mallyon	8	68.3 1000m	0:10.87 1000m	1:18.97 [7] (0:11.46)	1:07.51 [8] (0:11.14)	0:56.37 [8] (0:10.87)	0:45.50 [8] (0:11.54)	0:33.96 [8] (0:11.14)	0:22.82 [8] (0:10.97)	0:33.96 +0	
8	5 TEXAS Boris Thornton	1	68.5 1200m	0:10.81 1200m	1:19.64 [8] (0:11.26)	1:08.38 [6] (0:10.81)	0:57.57 [5] (0:10.94)	0:46.63 [4] (0:11.51)	0:35.12 [5] (0:11.32)	0:23.80 [4] (0:11.30)	0:35.12 -3	

Scratched: Orient's Secret (#15), Jubai Pride (#16), Beebee Dazzler (#3), Northern Decree (#1), Living Free (#6), Field Of Myrtle (#12), Zakiyya (#13), Lady Shotgun (#14)



Doomben QLD Professional

Race 2: BECOME A BRC MEMBER BENCHMARK 70 Handicap - 1350m

07 September 2024 - 12:33



BRISBANE
RACING CLUB

Track Rating: Good 4, Weather: Fine, Rail Position: +1m Entire

Section				200m				Last 600m	
Field Times				0:11.78 (0:11.78)				0:34.25	
Rank	TAB	Horse/Jockey	Barrier	Top Speed [km/h]	Fastest Section	Margin			Distance Travelled [m]
1	2	SET TO SHINE Emily Lang	2	67.6 1200m	0:10.84 1200m	0:11.76 [2] (0:11.76)	1:18.39		0:34.20
2	10	CASTILLIAN Ryan Maloney	6	69.7 1000m	0:10.79 400m	0:11.63 [5] (0:11.63)	0.64L		0:33.83 +3
3	8	DIRT CHEAP James Orman	5	69.1 1200m	0:10.73 1200m	0:12.03 [1] (0:12.03)	1.49L		0:34.50 +0
4	7	READY AZZ EVA Jag Guthmann-Chester	7	69.3 400m	0:10.86 400m	0:11.85 [6] (0:11.85)	2.02L		0:34.07 +3
5	9	DRAMMATICA Angela Jones	3	71.7 1200m	0:10.70 1200m	0:11.92 [4] (0:11.92)	2.08L		0:34.25 +13
6	4	BETTER BE NORDY Noel Callow	4	68.4 1200m	0:10.80 1200m	0:12.08 [3] (0:12.08)	2.56L		0:34.58 +5
7	11	REGAL EDITION Andrew Mallyon	8	68.3 1000m	0:10.87 1000m	0:11.85 [7] (0:11.85)	3.4L		0:33.96 +0
8	5	TEXAS Boris Thornton	1	68.5 1200m	0:10.81 1200m	0:12.50 [8] (0:12.50)	7.37L		0:35.12 -3

Scratched: Orient's Secret (#15), Jubai Pride (#16), Beebee Dazzler (#3), Northern Decree (#1), Living Free (#6), Field Of Myrtle (#12), Zakiyya (#13), Lady Shotgun (#14)



Horse/Jockey Name	Set To Shine
Final Rank	1
Fastest Section Time (Section)	0:10.84 (1200m)
Top Speed [km/h] (Section)	67.6 (1200m)
Race State	Finished



Doomben QLD Professional
Race 2: BECOME A BRC MEMBER BENCHMARK 70 Handicap - 1350m

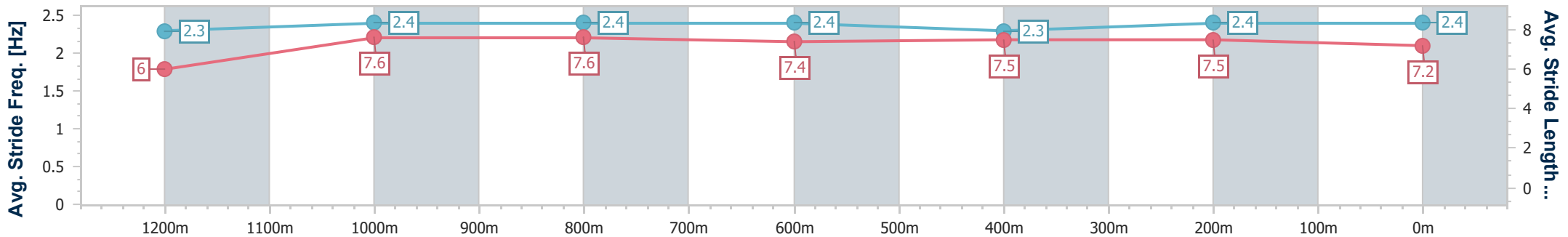
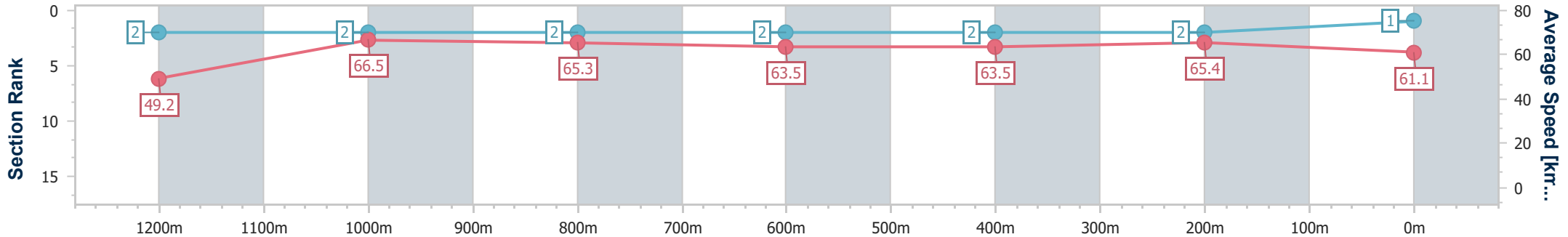


07 September 2024 - 12:33

BRISBANE RACING CLUB

Track Rating: Good 4, Weather: Fine, Rail Position: +1m Entire

Section	Overall	1200m	1000m	800m	600m	400m	200m
Section Times	1:18.39 [1] (0:10.97)	1:07.42 [2] (0:10.84)	0:56.58 [2] (0:10.99)	0:45.59 [2] (0:11.39)	0:34.20 [2] (0:11.41)	0:22.79 [2] (0:11.03)	0:11.76 [2] (0:11.76)
Average Speed [km/h]	49.2	66.5	65.3	63.5	63.5	65.4	61.1
Top Speed [km/h]	64.9	67.6	67.2	64.6	65.2	66.5	64.4
Avg. Dist. to Rail [m]	3.3	0.8	0.6	0.9	1.2	1.4	1.5
Avg. Stride Freq. [Hz]	2.3	2.4	2.4	2.4	2.3	2.4	2.4
Avg. Stride Length [m]	6.0	7.6	7.6	7.4	7.5	7.5	7.2



- [] Ranking at each section and finish
- .-.- No data available at this section
- NA No data available



Horse/Jockey Name	Castillian
Final Rank	2
Fastest Section Time (Section)	0:10.79 (400m)
Top Speed [km/h] (Section)	69.7 (1000m)
Race State	Finished



Doomben QLD Professional
Race 2: BECOME A BRC MEMBER BENCHMARK 70 Handicap - 1350m

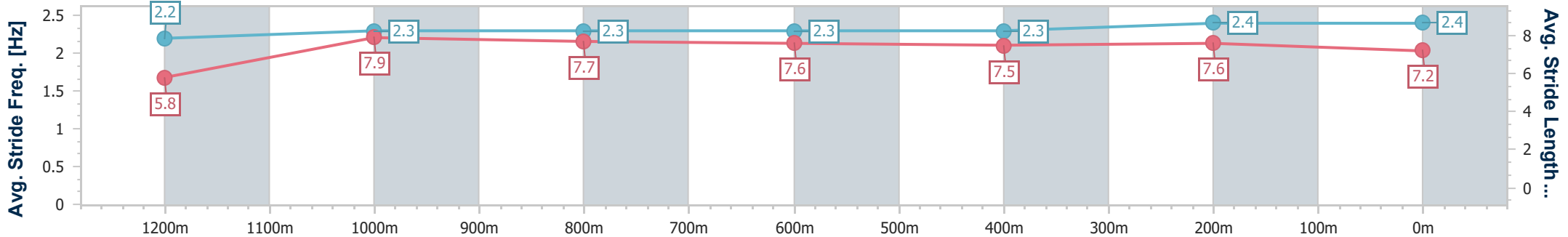
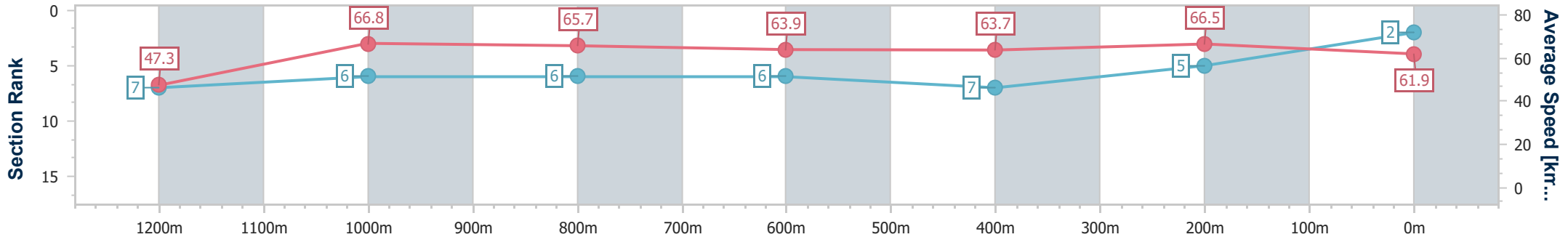


07 September 2024 - 12:33

BRISBANE RACING CLUB

Track Rating: Good 4, Weather: Fine, Rail Position: +1m Entire

Section	Overall	1200m	1000m	800m	600m	400m	200m
Section Times	1:18.49 [2] (0:11.43)	1:07.06 [7] (0:10.82)	0:56.24 [6] (0:10.92)	0:45.32 [6] (0:11.49)	0:33.83 [6] (0:11.41)	0:22.42 [7] (0:10.79)	0:11.63 [5] (0:11.63)
Average Speed [km/h]	47.3	66.8	65.7	63.9	63.7	66.5	61.9
Top Speed [km/h]	64.3	69.4	69.7	66.1	66.0	67.5	65.8
Avg. Dist. to Rail [m]	4.4	1.0	0.6	3.4	2.1	1.0	0.6
Avg. Stride Freq. [Hz]	2.2	2.3	2.3	2.3	2.3	2.4	2.4
Avg. Stride Length [m]	5.8	7.9	7.7	7.6	7.5	7.6	7.2



- [] Ranking at each section and finish
- .-.- No data available at this section
- NA No data available



Horse/Jockey Name	Dirt Cheap
Final Rank	3
Fastest Section Time (Section)	0:10.73 (1200m)
Top Speed [km/h] (Section)	69.1 (1200m)
Race State	Finished

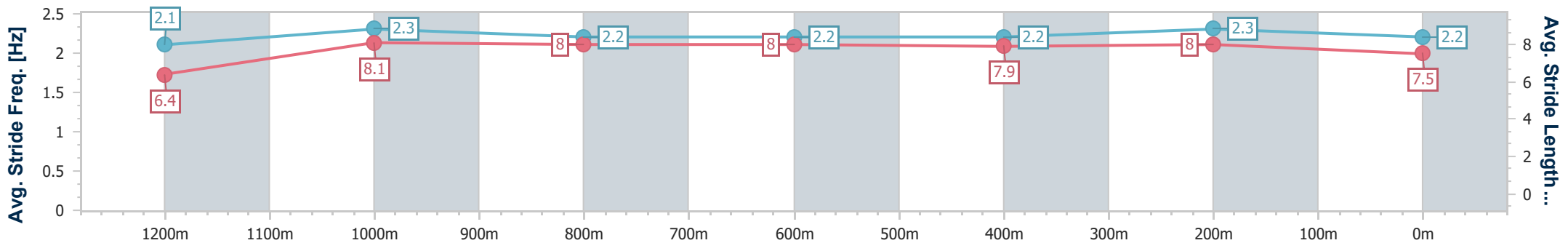
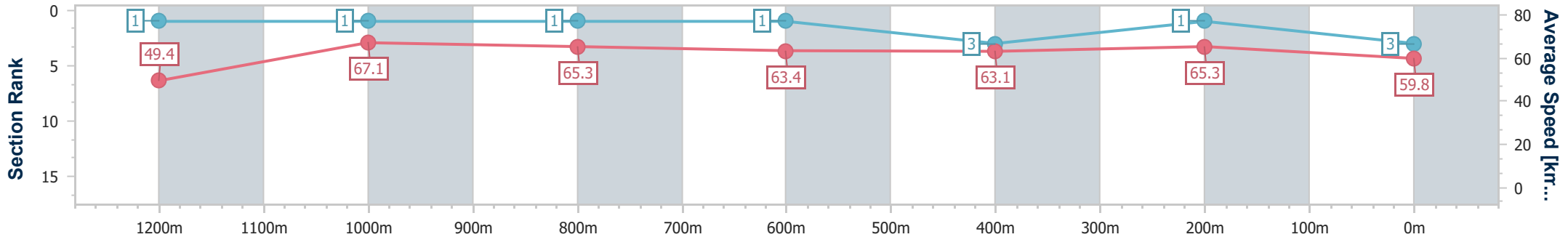


Doomben QLD Professional
Race 2: BECOME A BRC MEMBER BENCHMARK 70 Handicap - 1350m
 07 September 2024 - 12:33
 Track Rating: Good 4, Weather: Fine, Rail Position: +1m Entire



BRISBANE
RACING CLUB

Section	Overall	1200m	1000m	800m	600m	400m	200m
Section Times	1:18.64 [3] (0:10.94)	1:07.70 [1] (0:10.73)	0:56.97 [1] (0:11.00)	0:45.97 [1] (0:11.47)	0:34.50 [1] (0:11.48)	0:23.02 [3] (0:10.99)	0:12.03 [1] (0:12.03)
Average Speed [km/h]	49.4	67.1	65.3	63.4	63.1	65.3	59.8
Top Speed [km/h]	65.0	69.1	66.8	65.1	65.1	66.4	62.9
Avg. Dist. to Rail [m]	5.6	2.0	0.8	2.1	1.7	1.4	1.1
Avg. Stride Freq. [Hz]	2.1	2.3	2.2	2.2	2.2	2.3	2.2
Avg. Stride Length [m]	6.4	8.1	8.0	8.0	7.9	8.0	7.5



- [] Ranking at each section and finish
- .-.- No data available at this section
- NA No data available



Horse/Jockey Name	Ready Azz Eva
Final Rank	4
Fastest Section Time (Section)	0:10.86 (400m)
Top Speed [km/h] (Section)	69.3 (400m)
Race State	Finished



Doomben QLD Professional
Race 2: BECOME A BRC MEMBER BENCHMARK 70 Handicap - 1350m

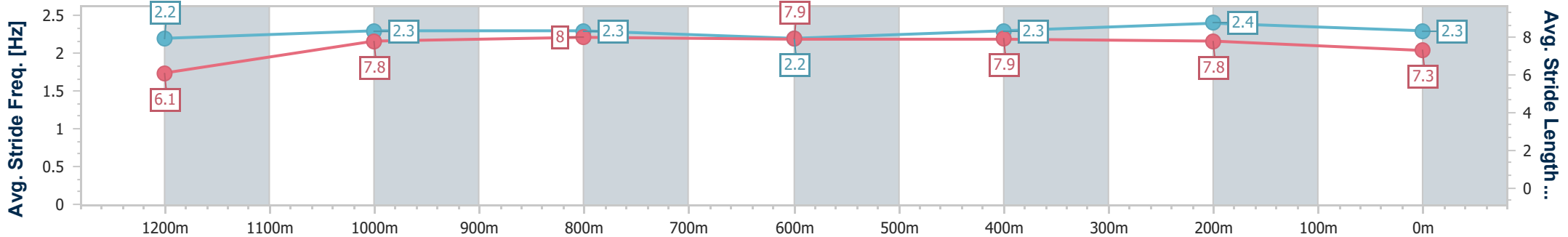
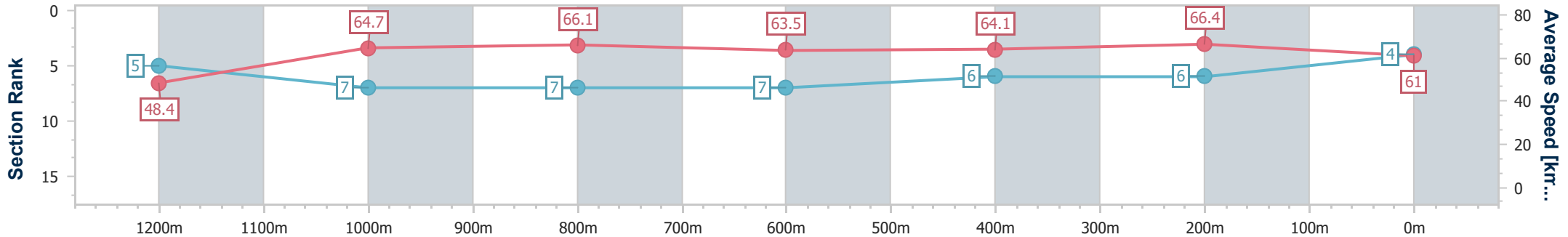


07 September 2024 - 12:33

BRISBANE RACING CLUB

Track Rating: Good 4, Weather: Fine, Rail Position: +1m Entire

Section	Overall	1200m	1000m	800m	600m	400m	200m
Section Times	1:18.73 [4] (0:11.22)	1:07.51 [5] (0:11.12)	0:56.39 [7] (0:10.90)	0:45.49 [7] (0:11.42)	0:34.07 [7] (0:11.36)	0:22.71 [6] (0:10.86)	0:11.85 [6] (0:11.85)
Average Speed [km/h]	48.4	64.7	66.1	63.5	64.1	66.4	61.0
Top Speed [km/h]	62.9	68.2	68.4	65.6	65.7	69.3	64.6
Avg. Dist. to Rail [m]	6.8	1.5	0.3	1.7	2.1	3.4	5.4
Avg. Stride Freq. [Hz]	2.2	2.3	2.3	2.2	2.3	2.4	2.3
Avg. Stride Length [m]	6.1	7.8	8.0	7.9	7.9	7.8	7.3



- [] Ranking at each section and finish
- .-.- No data available at this section
- NA No data available



Horse/Jockey Name	Drammatica
Final Rank	5
Fastest Section Time (Section)	0:10.70 (1200m)
Top Speed [km/h] (Section)	71.7 (1200m)
Race State	Finished

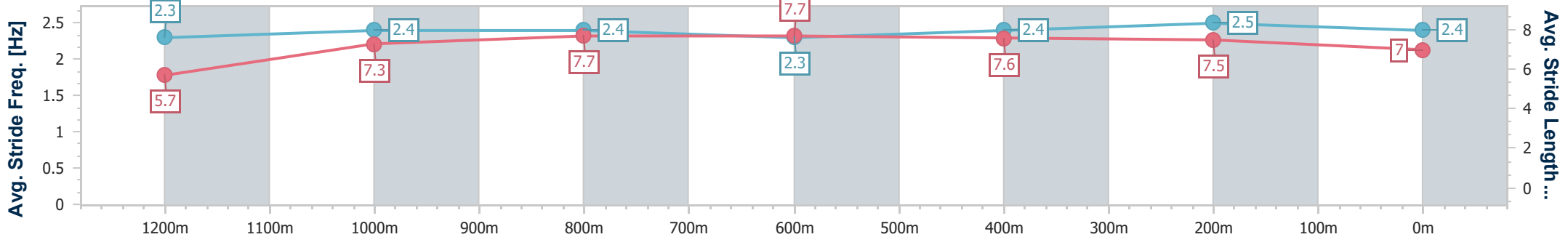
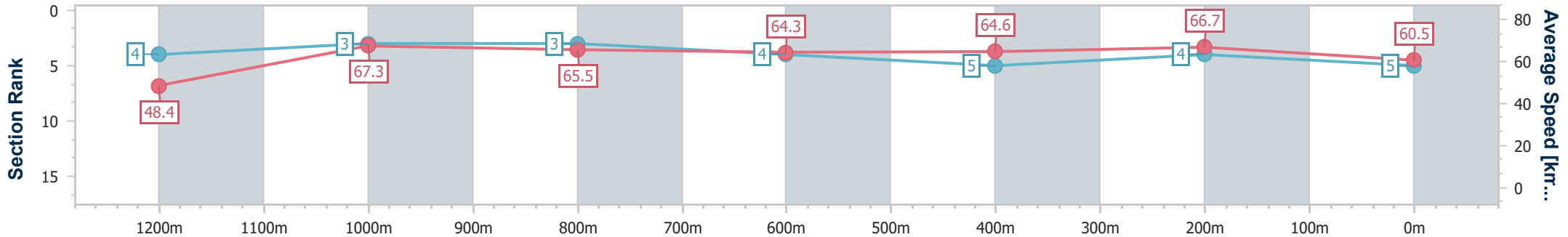


Doomben QLD Professional
Race 2: BECOME A BRC MEMBER BENCHMARK 70 Handicap - 1350m
 07 September 2024 - 12:33
 Track Rating: Good 4, Weather: Fine, Rail Position: +1m Entire



BRISBANE
RACING CLUB

Section	Overall	1200m	1000m	800m	600m	400m	200m
Section Times	1:18.74 [5] (0:11.14)	1:07.60 [4] (0:10.70)	0:56.90 [3] (0:11.06)	0:45.84 [3] (0:11.59)	0:34.25 [4] (0:11.49)	0:22.76 [5] (0:10.84)	0:11.92 [4] (0:11.92)
Average Speed [km/h]	48.4	67.3	65.5	64.3	64.6	66.7	60.5
Top Speed [km/h]	66.1	71.7	68.1	65.7	65.7	68.0	64.1
Avg. Dist. to Rail [m]	3.2	1.5	2.1	6.6	5.3	2.7	3.6
Avg. Stride Freq. [Hz]	2.3	2.4	2.4	2.3	2.4	2.5	2.4
Avg. Stride Length [m]	5.7	7.3	7.7	7.7	7.6	7.5	7.0



- [] Ranking at each section and finish
- .-.- No data available at this section
- NA No data available



Horse/Jockey Name	Better Be Nordy
Final Rank	6
Fastest Section Time (Section)	0:10.80 (1200m)
Top Speed [km/h] (Section)	68.4 (1200m)
Race State	Finished

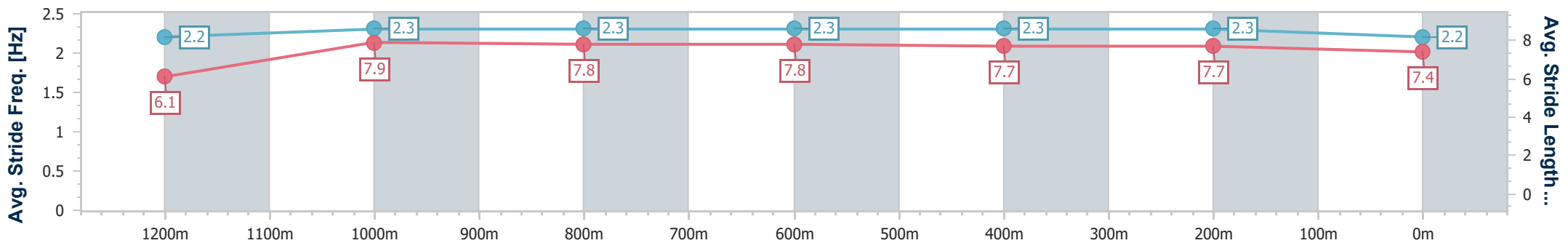
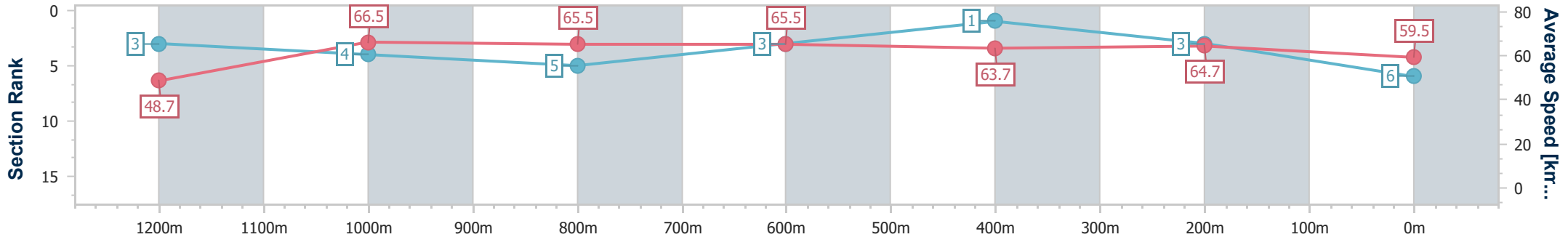


Doomben QLD Professional
Race 2: BECOME A BRC MEMBER BENCHMARK 70 Handicap - 1350m
 07 September 2024 - 12:33
 Track Rating: Good 4, Weather: Fine, Rail Position: +1m Entire



BRISBANE
RACING CLUB

Section	Overall	1200m	1000m	800m	600m	400m	200m
Section Times	1:18.82 [6] (0:11.13)	1:07.69 [3] (0:10.80)	0:56.89 [4] (0:11.09)	0:45.80 [5] (0:11.22)	0:34.58 [3] (0:11.35)	0:23.23 [1] (0:11.15)	0:12.08 [3] (0:12.08)
Average Speed [km/h]	48.7	66.5	65.5	65.5	63.7	64.7	59.5
Top Speed [km/h]	64.9	68.4	67.4	67.4	66.5	65.7	63.5
Avg. Dist. to Rail [m]	4.7	3.6	3.5	3.6	0.8	0.9	0.5
Avg. Stride Freq. [Hz]	2.2	2.3	2.3	2.3	2.3	2.3	2.2
Avg. Stride Length [m]	6.1	7.9	7.8	7.8	7.7	7.7	7.4



- [] Ranking at each section and finish
- .-.- No data available at this section
- NA No data available



Horse/Jockey Name	Regal Edition
Final Rank	7
Fastest Section Time (Section)	0:10.87 (1000m)
Top Speed [km/h] (Section)	68.3 (1000m)
Race State	Finished

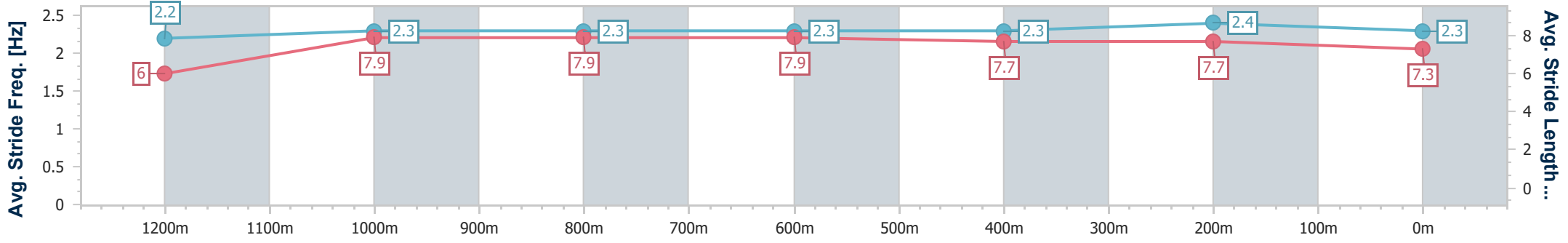
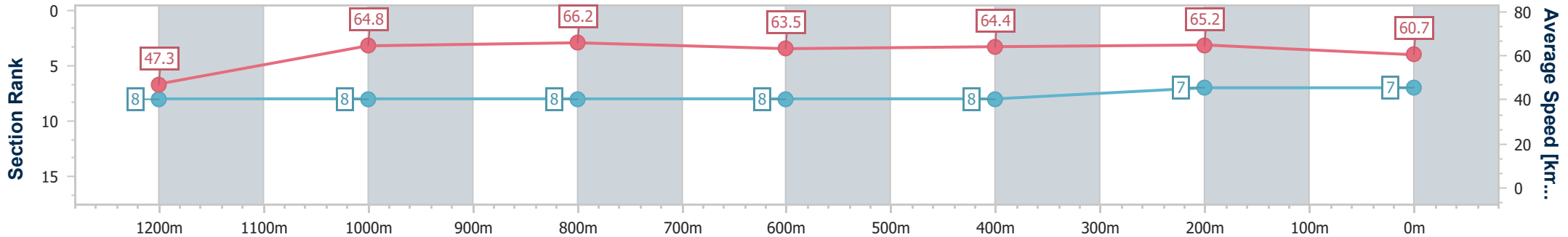


Doomben QLD Professional
Race 2: BECOME A BRC MEMBER BENCHMARK 70 Handicap - 1350m
 07 September 2024 - 12:33
 Track Rating: Good 4, Weather: Fine, Rail Position: +1m Entire



BRISBANE
RACING CLUB

Section	Overall	1200m	1000m	800m	600m	400m	200m
Section Times	1:18.97 [7] (0:11.46)	1:07.51 [8] (0:11.14)	0:56.37 [8] (0:10.87)	0:45.50 [8] (0:11.54)	0:33.96 [8] (0:11.14)	0:22.82 [8] (0:10.97)	0:11.85 [7] (0:11.85)
Average Speed [km/h]	47.3	64.8	66.2	63.5	64.4	65.2	60.7
Top Speed [km/h]	63.6	67.0	68.3	65.0	65.0	66.6	64.0
Avg. Dist. to Rail [m]	7.1	0.9	0.7	3.1	1.6	2.5	0.8
Avg. Stride Freq. [Hz]	2.2	2.3	2.3	2.3	2.3	2.4	2.3
Avg. Stride Length [m]	6.0	7.9	7.9	7.9	7.7	7.7	7.3



- [] Ranking at each section and finish
- .-.- No data available at this section
- NA No data available



Horse/Jockey Name	Texas
Final Rank	8
Fastest Section Time (Section)	0:10.81 (1200m)
Top Speed [km/h] (Section)	68.5 (1200m)
Race State	Finished



Doomben QLD Professional
Race 2: BECOME A BRC MEMBER BENCHMARK 70 Handicap - 1350m

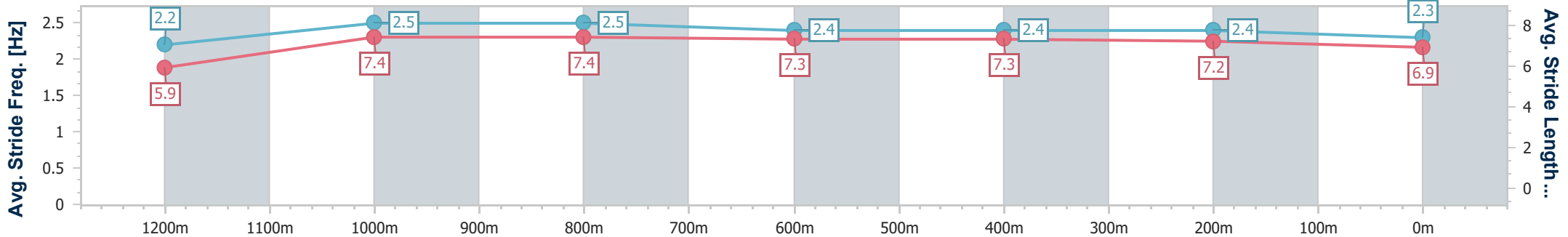
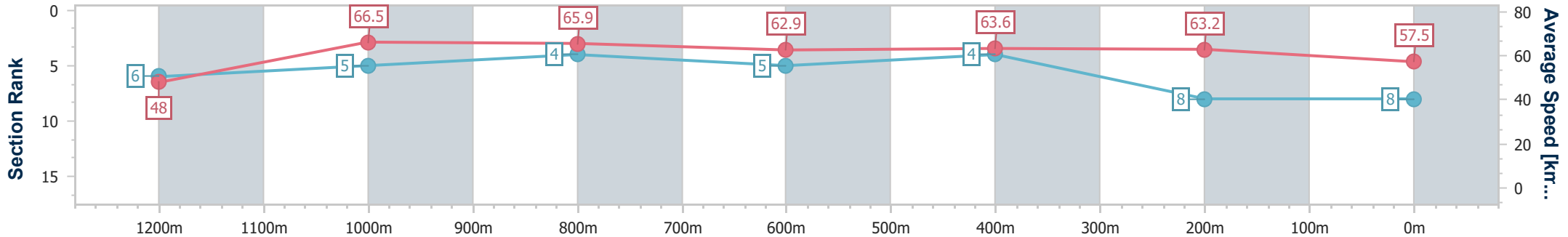


07 September 2024 - 12:33

BRISBANE RACING CLUB

Track Rating: Good 4, Weather: Fine, Rail Position: +1m Entire

Section	Overall	1200m	1000m	800m	600m	400m	200m
Section Times	1:19.64 [8] (0:11.26)	1:08.38 [6] (0:10.81)	0:57.57 [5] (0:10.94)	0:46.63 [4] (0:11.51)	0:35.12 [5] (0:11.32)	0:23.80 [4] (0:11.30)	0:12.50 [8] (0:12.50)
Average Speed [km/h]	48.0	66.5	65.9	62.9	63.6	63.2	57.5
Top Speed [km/h]	64.5	68.5	67.9	64.7	64.8	64.4	61.4
Avg. Dist. to Rail [m]	1.5	1.4	1.8	1.7	1.4	2.4	1.1
Avg. Stride Freq. [Hz]	2.2	2.5	2.5	2.4	2.4	2.4	2.3
Avg. Stride Length [m]	5.9	7.4	7.4	7.3	7.3	7.2	6.9



- [] Ranking at each section and finish
- .-.- No data available at this section
- NA No data available