



Doomben QLD Professional

Race 1: U&U RECRUITMENT BENCHMARK 70 Handicap - 2000m

07 September 2024 - 11:58



BRISBANE
RACING CLUB

Track Rating: Good 4, Weather: Fine, Rail Position: +1m Entire

Section	Field Times													
Section	Overall	1800m	1600m	1400m	1200m	1000m	800m	Last 600m						
Field Times	2:01.34 (0:14.05)	1:47.29 (0:11.22)	1:36.07 (0:12.25)	1:23.82 (0:12.41)	1:11.41 (0:12.69)	0:58.72 (0:11.83)	0:46.89 (0:11.84)	0:35.05						
Rank	TAB	Horse/Jockey	Barrier	Top Speed [km/h]	Fastest Section								Distance Travelled [m]	
1	4	FLEUR DU MONDE Samantha Collett	1	66.2 1800m	0:11.27 600m	2:01.34 [1] (0:14.19)	1:47.15 [3] (0:11.52)	1:35.63 [6] (0:12.17)	1:23.46 [4] (0:12.52)	1:10.94 [4] (0:12.44)	0:58.50 [5] (0:12.33)	0:46.17 [5] (0:11.74)	0:34.43	
2	3	YET HE MOVES Ryan Maloney	7	64.1 1800m	0:11.41 400m	2:01.57 [2] (0:14.22)	1:47.35 [5] (0:11.46)	1:35.89 [5] (0:12.42)	1:23.47 [7] (0:12.53)	1:10.94 [7] (0:11.99)	0:58.95 [1] (0:11.83)	0:47.12 [1] (0:11.84)	0:35.28	+2
3	6	THESECONDATPORTSEA Justin Huxtable	9	68.5 Overall	0:11.36 1800m	2:02.09 [3] (0:14.10)	1:47.99 [2] (0:11.36)	1:36.63 [3] (0:12.20)	1:24.43 [3] (0:12.49)	1:11.94 [3] (0:12.64)	0:59.30 [4] (0:12.22)	0:47.08 [4] (0:11.78)	0:35.30	-4
4	2	UNCOMMON VALOUR Emily Lang	13	65.8 600m	0:11.22 400m	2:02.22 [4] (0:14.83)	1:47.39 [12] (0:12.23)	1:35.16 [13] (0:12.30)	1:22.86 [13] (0:12.37)	1:10.49 [13] (0:12.38)	0:58.11 [13] (0:12.25)	0:45.86 [12] (0:11.51)	0:34.35	+2
5	9	PEROVIC Martin Harley	5	65.2 600m	0:11.26 600m	2:02.40 [5] (0:14.75)	1:47.65 [10] (0:11.70)	1:35.95 [10] (0:12.14)	1:23.81 [10] (0:12.43)	1:11.38 [10] (0:12.55)	0:58.83 [10] (0:12.45)	0:46.38 [10] (0:11.58)	0:34.80	-5
6	15	OLD SONG Robbie Dolan	8	65.6 600m	0:11.19 400m	2:02.48 [6] (0:14.76)	1:47.72 [11] (0:12.06)	1:35.66 [12] (0:12.17)	1:23.49 [12] (0:12.36)	1:11.13 [12] (0:12.51)	0:58.62 [12] (0:12.52)	0:46.10 [13] (0:11.69)	0:34.41	-2
7	16	PLEADEEL Jackson Murphy	3	65.0 1800m	0:11.42 1800m	2:02.55 [7] (0:14.20)	1:48.35 [4] (0:11.42)	1:36.93 [4] (0:12.30)	1:24.63 [5] (0:12.56)	1:12.07 [5] (0:12.44)	0:59.63 [6] (0:12.26)	0:47.37 [6] (0:11.58)	0:35.79	-2
8	12	INTUITU Jag Guthmann-Chester	2	65.9 1800m	0:11.32 600m	2:02.56 [8] (0:14.52)	1:48.04 [8] (0:11.56)	1:36.48 [8] (0:12.15)	1:24.33 [8] (0:12.52)	1:11.81 [8] (0:12.56)	0:59.25 [8] (0:12.37)	0:46.88 [8] (0:11.56)	0:35.32	-9
9	11	ASWAAT Noel Callow	6	64.6 600m	0:11.41 600m	2:02.62 [9] (0:14.63)	1:47.99 [9] (0:11.69)	1:36.30 [9] (0:12.15)	1:24.15 [9] (0:12.42)	1:11.73 [9] (0:12.49)	0:59.24 [9] (0:12.46)	0:46.78 [9] (0:11.66)	0:35.12	+1
10	14	CAPE CRUSADER Cejay Graham	12	65.8 600m	0:11.20 600m	2:02.67 [10] (0:14.92)	1:47.75 [13] (0:11.75)	1:36.00 [11] (0:12.08)	1:23.92 [11] (0:12.43)	1:11.49 [11] (0:12.39)	0:59.10 [11] (0:12.49)	0:46.61 [11] (0:11.61)	0:35.00	+1

Scratched: Spitfire (#5), Counter (#7), Raging Pole (#13)

[] Ranking at each section and finish
 -:-:- No data available at this section
 NA No data available

SCN Saddle cloth number
 DNF Did not finish
 DNT Did not track



Doomben QLD Professional

Race 1: U&U RECRUITMENT BENCHMARK 70 Handicap - 2000m

07 September 2024 - 11:58



BRISBANE
RACING CLUB

Track Rating: Good 4, Weather: Fine, Rail Position: +1m Entire

Section		Overall	1800m	1600m	1400m	1200m	1000m	800m	Last 600m					
Field Times		2:01.34 (0:14.05)	1:47.29 (0:11.22)	1:36.07 (0:12.25)	1:23.82 (0:12.41)	1:11.41 (0:12.69)	0:58.72 (0:11.83)	0:46.89 (0:11.84)	0:35.05					
Rank	TAB Horse/Jockey	Barrier	Top Speed [km/h]	Fastest Section										Distance Travelled [m]
11	8 GRINZINGER KNIGHT Melea Castle	11	66.9 Overall	0:11.22 1800m	2:02.72 [11] (0:14.05)	1:48.67 [1] (0:11.22)	1:37.45 [1] (0:12.33)	1:25.12 [2] (0:12.33)	1:12.79 [1] (0:12.75)	1:00.04 [3] (0:12.15)	0:47.89 [2] (0:11.68)	0:36.21	-10	
12	10 TRIPLE MONEY Andrew Mallyon	4	64.8 600m	0:11.45 600m	2:02.99 [12] (0:14.32)	1:48.67 [7] (0:11.47)	1:37.20 [7] (0:12.21)	1:24.99 [6] (0:12.58)	1:12.41 [6] (0:12.52)	0:59.89 [7] (0:12.32)	0:47.57 [7] (0:11.70)	0:35.87	+0	
13	1 BOLD BOURBON Cody Collis	10	66.7 1800m	0:11.17 1800m	2:03.08 [13] (0:14.24)	1:48.84 [6] (0:11.17)	1:37.67 [2] (0:12.11)	1:25.56 [1] (0:12.50)	1:13.06 [2] (0:12.60)	1:00.46 [2] (0:12.33)	0:48.13 [3] (0:11.93)	0:36.20	-5	

Scratched: Spitfire (#5), Counter (#7), Raging Pole (#13)

[] Ranking at each section and finish
 -:-:- No data available at this section
 NA No data available

SCN Saddle cloth number
 DNF Did not finish
 DNT Did not track



Doomben QLD Professional

Race 1: U&U RECRUITMENT BENCHMARK 70 Handicap - 2000m

07 September 2024 - 11:58



BRISBANE
RACING CLUB

Track Rating: Good 4, Weather: Fine, Rail Position: +1m Entire

Section				600m	400m	200m			Last 600m		
Field Times				0:35.05 (0:11.53)	0:23.52 (0:11.41)	0:12.11 (0:12.11)			0:35.05		
Rank	TAB	Horse/Jockey	Barrier	Top Speed [km/h]	Fastest Section	Margin			Distance Travelled [m]		
1	4	FLEUR DU MONDE Samantha Collett	1	66.2 1800m	0:11.27 600m	0:34.43 [6] (0:11.27)	0:23.16 [2] (0:11.28)	0:11.88 [2] (0:11.88)	2:01.34	0:34.43	
2	3	YET HE MOVES Ryan Maloney	7	64.1 1800m	0:11.41 400m	0:35.28 [1] (0:11.53)	0:23.75 [1] (0:11.41)	0:12.34 [1] (0:12.34)	1.33L	0:35.28	+2
3	6	THESECONDATPORTSEA Justin Huxtable	9	68.5 Overall	0:11.36 1800m	0:35.30 [4] (0:11.54)	0:23.76 [3] (0:11.51)	0:12.25 [3] (0:12.25)	4.37L	0:35.30	-4
4	2	UNCOMMON VALOUR Emily Lang	13	65.8 600m	0:11.22 400m	0:34.35 [12] (0:11.25)	0:23.10 [12] (0:11.22)	0:11.88 [7] (0:11.88)	5.16L	0:34.35	+2
5	9	PEROVIC Martin Harley	5	65.2 600m	0:11.26 600m	0:34.80 [10] (0:11.26)	0:23.54 [9] (0:11.53)	0:12.01 [9] (0:12.01)	6.2L	0:34.80	-5
6	15	OLD SONG Robbie Dolan	8	65.6 600m	0:11.19 400m	0:34.41 [13] (0:11.38)	0:23.03 [13] (0:11.19)	0:11.84 [13] (0:11.84)	6.69L	0:34.41	-2
7	16	PLEADEEL Jackson Murphy	3	65.0 1800m	0:11.42 1800m	0:35.79 [3] (0:11.59)	0:24.20 [5] (0:11.75)	0:12.45 [5] (0:12.45)	7.08L	0:35.79	-2
8	12	INTUITU Jag Guthmann-Chester	2	65.9 1800m	0:11.32 600m	0:35.32 [8] (0:11.32)	0:24.00 [6] (0:11.60)	0:12.40 [6] (0:12.40)	7.17L	0:35.32	-9
9	11	ASWAAT Noel Callow	6	64.6 600m	0:11.41 600m	0:35.12 [9] (0:11.41)	0:23.71 [11] (0:11.53)	0:12.18 [11] (0:12.18)	7.53L	0:35.12	+1
10	14	CAPE CRUSADER Cejay Graham	12	65.8 600m	0:11.20 600m	0:35.00 [11] (0:11.20)	0:23.80 [10] (0:11.55)	0:12.25 [10] (0:12.25)	7.82L	0:35.00	+1

Scratched: Spitfire (#5), Counter (#7), Raging Pole (#13)

[] Ranking at each section and finish
 -:-:- No data available at this section
 NA No data available

SCN Saddle cloth number
 DNF Did not finish
 DNT Did not track



Doomben QLD Professional

Race 1: U&U RECRUITMENT BENCHMARK 70 Handicap - 2000m

07 September 2024 - 11:58



BRISBANE
RACING CLUB

Track Rating: Good 4, Weather: Fine, Rail Position: +1m Entire

Section				600m	400m	200m			Last 600m		
Field Times				0:35.05 (0:11.53)	0:23.52 (0:11.41)	0:12.11 (0:12.11)			0:35.05		
Rank	TAB	Horse/Jockey	Barrier	Top Speed [km/h]	Fastest Section	Margin			Distance Travelled [m]		
11	8	GRINZINGER KNIGHT Melea Castle	11	66.9 Overall	0:11.22 1800m	0:36.21 [2] (0:11.83)	0:24.38 [4] (0:11.71)	0:12.67 [4] (0:12.67)	8.11L	0:36.21	-10
12	10	TRIPLE MONEY Andrew Mallyon	4	64.8 600m	0:11.45 600m	0:35.87 [7] (0:11.45)	0:24.42 [7] (0:11.80)	0:12.62 [8] (0:12.62)	9.71L	0:35.87	+0
13	1	BOLD BOURBON Cody Collis	10	66.7 1800m	0:11.17 1800m	0:36.20 [5] (0:11.80)	0:24.40 [8] (0:11.90)	0:12.50 [12] (0:12.50)	10.23L	0:36.20	-5

Scratched: Spitfire (#5), Counter (#7), Raging Pole (#13)



Horse/Jockey Name	Fleur Du Monde
Final Rank	1
Fastest Section Time (Section)	0:11.27 (600m)
Top Speed [km/h] (Section)	66.2 (1800m)
Race State	Finished



Doomben QLD Professional
Race 1: U&U RECRUITMENT BENCHMARK 70 Handicap - 2000m

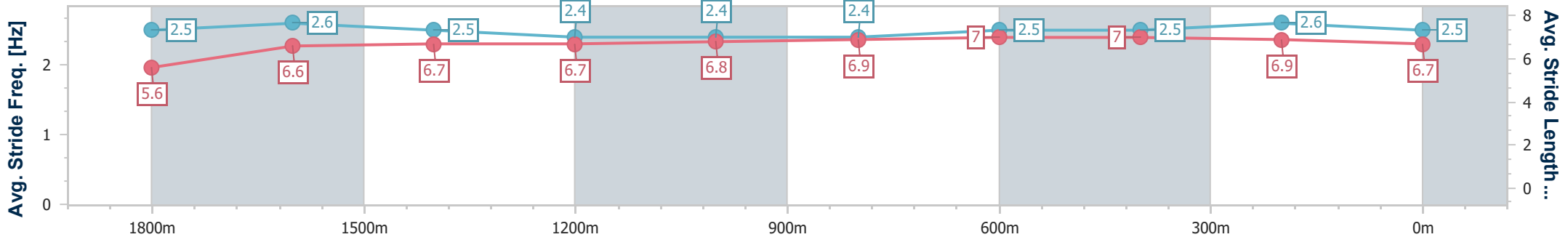
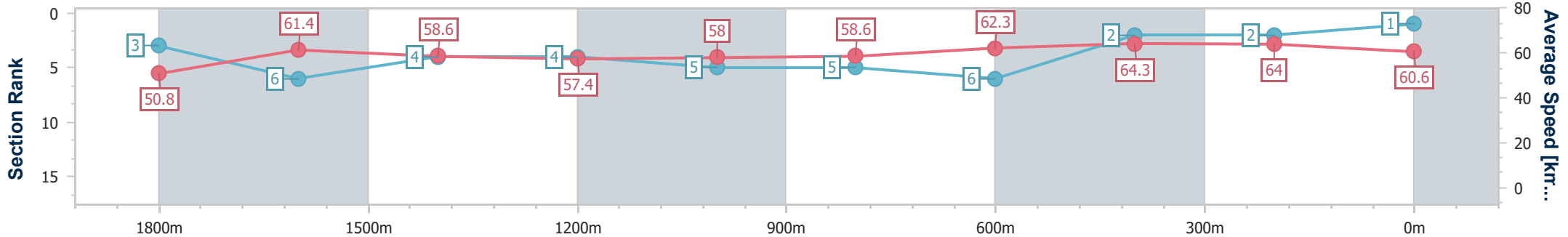


BRISBANE
RACING CLUB

07 September 2024 - 11:58

Track Rating: Good 4, Weather: Fine, Rail Position: +1m Entire

Section	Overall	1800m	1600m	1400m	1200m	1000m	800m	600m	400m	200m
Section Times	2:01.34 [1] (0:14.19)	1:47.15 [3] (0:11.52)	1:35.63 [6] (0:12.17)	1:23.46 [4] (0:12.52)	1:10.94 [4] (0:12.44)	0:58.50 [5] (0:12.33)	0:46.17 [5] (0:11.74)	0:34.43 [6] (0:11.27)	0:23.16 [2] (0:11.28)	0:11.88 [2] (0:11.88)
Average Speed [km/h]	50.8	61.4	58.6	57.4	58.0	58.6	62.3	64.3	64.0	60.6
Top Speed [km/h]	65.4	66.2	59.7	59.1	59.9	60.3	64.9	64.9	65.6	63.3
Avg. Dist. to Rail [m]	2.6	4.2	1.4	1.1	2.3	0.8	2.9	1.7	1.1	1.4
Avg. Stride Freq. [Hz]	2.5	2.6	2.5	2.4	2.4	2.4	2.5	2.5	2.6	2.5
Avg. Stride Length [m]	5.6	6.6	6.7	6.7	6.8	6.9	7.0	7.0	6.9	6.7



- [] Ranking at each section and finish
- .-.- No data available at this section
- NA No data available



Horse/Jockey Name	Yet He Moves
Final Rank	2
Fastest Section Time (Section)	0:11.41 (400m)
Top Speed [km/h] (Section)	64.1 (1800m)
Race State	Finished



Doomben QLD Professional
Race 1: U&U RECRUITMENT BENCHMARK 70 Handicap - 2000m

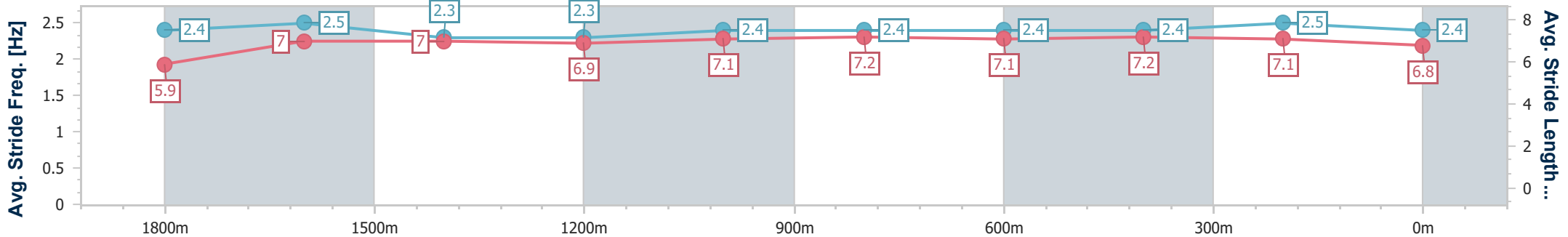
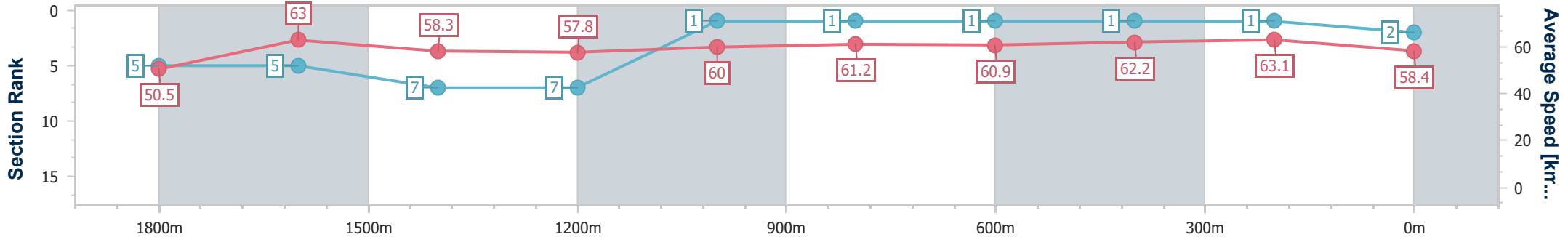
07 September 2024 - 11:58

Track Rating: Good 4, Weather: Fine, Rail Position: +1m Entire



BRISBANE RACING CLUB

Section	Overall	1800m	1600m	1400m	1200m	1000m	800m	600m	400m	200m
Section Times	2:01.57 [2] (0:14.22)	1:47.35 [5] (0:11.46)	1:35.89 [5] (0:12.42)	1:23.47 [7] (0:12.53)	1:10.94 [7] (0:11.99)	0:58.95 [1] (0:11.83)	0:47.12 [1] (0:11.84)	0:35.28 [1] (0:11.53)	0:23.75 [1] (0:11.41)	0:12.34 [1] (0:12.34)
Average Speed [km/h]	50.5	63.0	58.3	57.8	60.0	61.2	60.9	62.2	63.1	58.4
Top Speed [km/h]	63.2	64.1	60.1	59.0	61.2	61.8	62.0	62.9	63.5	62.3
Avg. Dist. to Rail [m]	5.0	0.7	0.3	1.2	2.3	1.3	0.7	0.6	0.9	0.4
Avg. Stride Freq. [Hz]	2.4	2.5	2.3	2.3	2.4	2.4	2.4	2.4	2.5	2.4
Avg. Stride Length [m]	5.9	7.0	7.0	6.9	7.1	7.2	7.1	7.2	7.1	6.8



- [] Ranking at each section and finish
- .-.- No data available at this section
- NA No data available



Horse/Jockey Name	Thesecondatportsea
Final Rank	3
Fastest Section Time (Section)	0:11.36 (1800m)
Top Speed [km/h] (Section)	68.5 (Overall)
Race State	Finished



Doomben QLD Professional
Race 1: U&U RECRUITMENT BENCHMARK 70 Handicap - 2000m

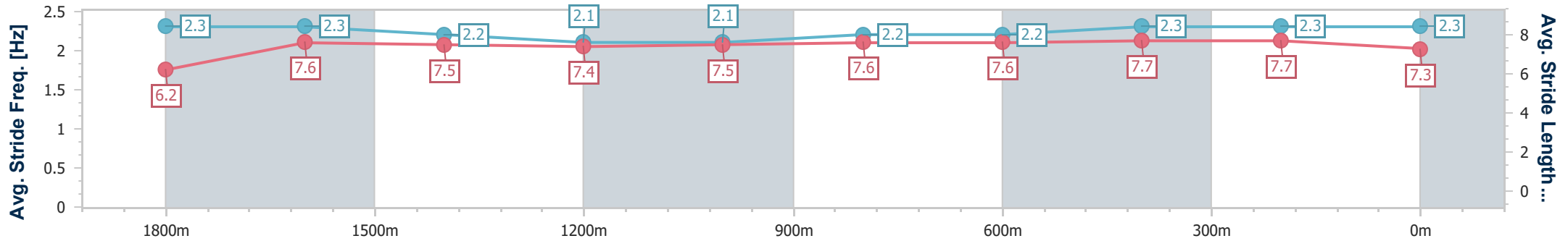
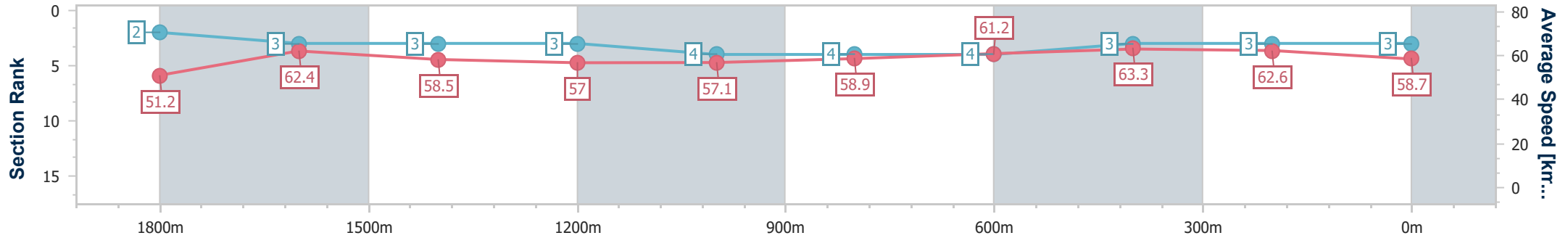


BRISBANE
RACING CLUB

07 September 2024 - 11:58

Track Rating: Good 4, Weather: Fine, Rail Position: +1m Entire

Section	Overall	1800m	1600m	1400m	1200m	1000m	800m	600m	400m	200m
Section Times	2:02.09 [3] (0:14.10)	1:47.99 [2] (0:11.36)	1:36.63 [3] (0:12.20)	1:24.43 [3] (0:12.49)	1:11.94 [3] (0:12.64)	0:59.30 [4] (0:12.22)	0:47.08 [4] (0:11.78)	0:35.30 [4] (0:11.54)	0:23.76 [3] (0:11.51)	0:12.25 [3] (0:12.25)
Average Speed [km/h]	51.2	62.4	58.5	57.0	57.1	58.9	61.2	63.3	62.6	58.7
Top Speed [km/h]	68.5	67.2	60.0	57.7	58.0	60.3	63.1	64.3	63.8	61.1
Avg. Dist. to Rail [m]	5.3	2.8	2.0	1.3	0.4	0.2	0.9	2.3	1.6	1.0
Avg. Stride Freq. [Hz]	2.3	2.3	2.2	2.1	2.1	2.2	2.2	2.3	2.3	2.3
Avg. Stride Length [m]	6.2	7.6	7.5	7.4	7.5	7.6	7.6	7.7	7.7	7.3



- [] Ranking at each section and finish
- .-.- No data available at this section
- NA No data available



Horse/Jockey Name	Uncommon Valour
Final Rank	4
Fastest Section Time (Section)	0:11.22 (400m)
Top Speed [km/h] (Section)	65.8 (600m)
Race State	Finished



Doomben QLD Professional
Race 1: U&U RECRUITMENT BENCHMARK 70 Handicap - 2000m

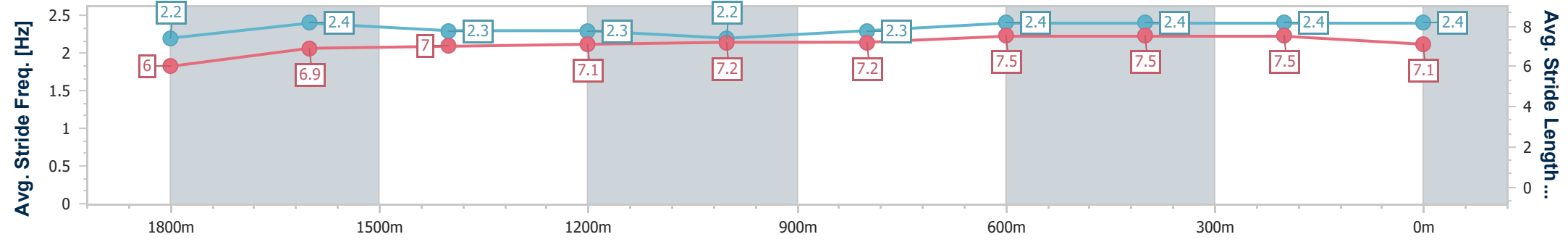
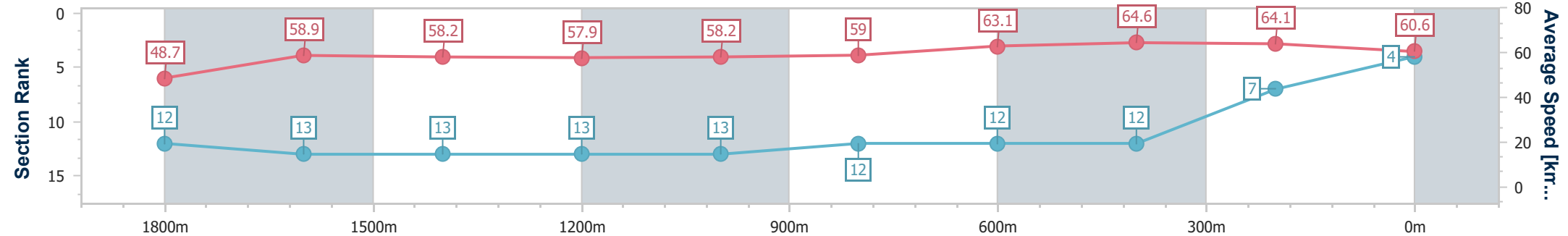
07 September 2024 - 11:58

Track Rating: Good 4, Weather: Fine, Rail Position: +1m Entire



BRISBANE
RACING CLUB

Section	Overall	1800m	1600m	1400m	1200m	1000m	800m	600m	400m	200m
Section Times	2:02.22 [4] (0:14.83)	1:47.39 [12] (0:12.23)	1:35.16 [13] (0:12.30)	1:22.86 [13] (0:12.37)	1:10.49 [13] (0:12.38)	0:58.11 [13] (0:12.25)	0:45.86 [12] (0:11.51)	0:34.35 [12] (0:11.25)	0:23.10 [12] (0:11.22)	0:11.88 [7] (0:11.88)
Average Speed [km/h]	48.7	58.9	58.2	57.9	58.2	59.0	63.1	64.6	64.1	60.6
Top Speed [km/h]	60.9	61.0	59.3	59.7	59.8	61.4	65.1	65.8	65.2	63.3
Avg. Dist. to Rail [m]	9.4	1.1	1.2	0.6	0.9	1.4	1.6	1.4	1.8	4.1
Avg. Stride Freq. [Hz]	2.2	2.4	2.3	2.3	2.2	2.3	2.4	2.4	2.4	2.4
Avg. Stride Length [m]	6.0	6.9	7.0	7.1	7.2	7.2	7.5	7.5	7.5	7.1



- [] Ranking at each section and finish
- .-.- No data available at this section
- NA No data available



Horse/Jockey Name	Perovic
Final Rank	5
Fastest Section Time (Section)	0:11.26 (600m)
Top Speed [km/h] (Section)	65.2 (600m)
Race State	Finished



Doomben QLD Professional
Race 1: U&U RECRUITMENT BENCHMARK 70 Handicap - 2000m

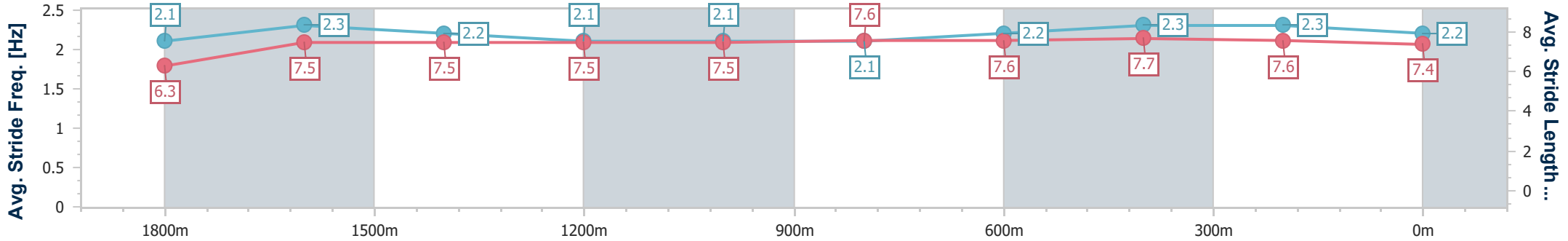
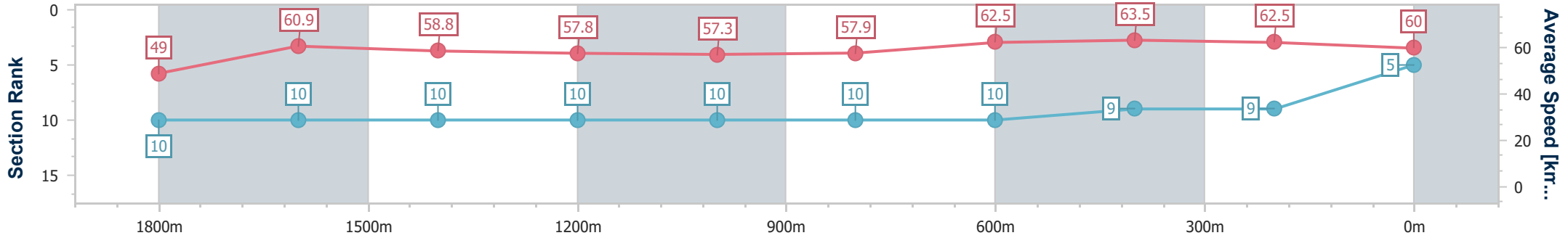


BRISBANE
RACING CLUB

07 September 2024 - 11:58

Track Rating: Good 4, Weather: Fine, Rail Position: +1m Entire

Section	Overall	1800m	1600m	1400m	1200m	1000m	800m	600m	400m	200m
Section Times	2:02.40 [5] (0:14.75)	1:47.65 [10] (0:11.70)	1:35.95 [10] (0:12.14)	1:23.81 [10] (0:12.43)	1:11.38 [10] (0:12.55)	0:58.83 [10] (0:12.45)	0:46.38 [10] (0:11.58)	0:34.80 [10] (0:11.26)	0:23.54 [9] (0:11.53)	0:12.01 [9] (0:12.01)
Average Speed [km/h]	49.0	60.9	58.8	57.8	57.3	57.9	62.5	63.5	62.5	60.0
Top Speed [km/h]	62.9	63.9	59.3	59.1	58.4	61.0	65.1	65.2	63.1	61.7
Avg. Dist. to Rail [m]	2.9	2.0	1.4	0.7	0.2	0.3	0.3	0.3	0.8	0.3
Avg. Stride Freq. [Hz]	2.1	2.3	2.2	2.1	2.1	2.1	2.2	2.3	2.3	2.2
Avg. Stride Length [m]	6.3	7.5	7.5	7.5	7.5	7.6	7.6	7.7	7.6	7.4



- [] Ranking at each section and finish
- .-.- No data available at this section
- NA No data available



Horse/Jockey Name	Old Song
Final Rank	6
Fastest Section Time (Section)	0:11.19 (400m)
Top Speed [km/h] (Section)	65.6 (600m)
Race State	Finished

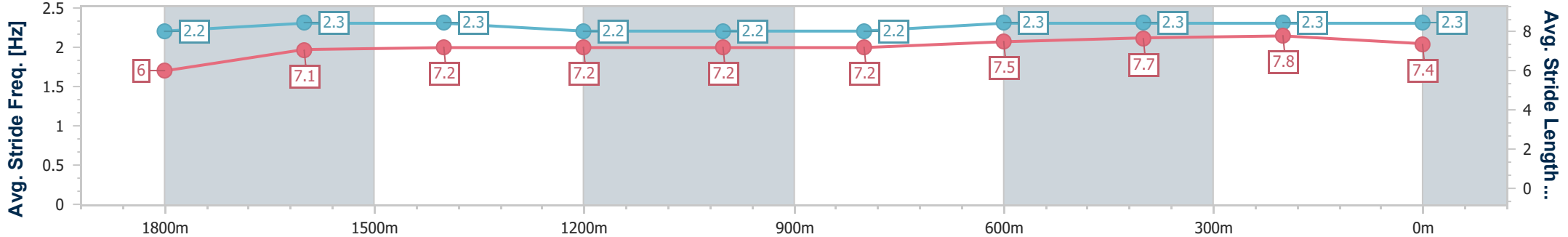
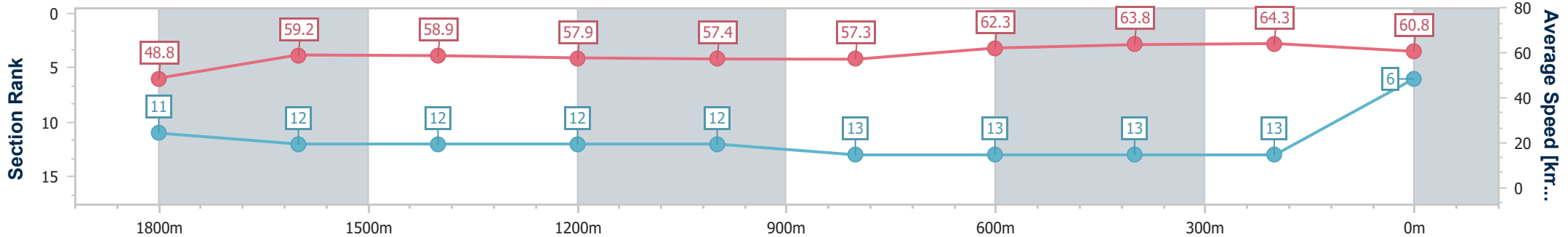


Doomben QLD Professional
Race 1: U&U RECRUITMENT BENCHMARK 70 Handicap - 2000m
 07 September 2024 - 11:58
 Track Rating: Good 4, Weather: Fine, Rail Position: +1m Entire



BRISBANE
RACING CLUB

Section	Overall	1800m	1600m	1400m	1200m	1000m	800m	600m	400m	200m
Section Times	2:02.48 [6] (0:14.76)	1:47.72 [11] (0:12.06)	1:35.66 [12] (0:12.17)	1:23.49 [12] (0:12.36)	1:11.13 [12] (0:12.51)	0:58.62 [12] (0:12.52)	0:46.10 [13] (0:11.69)	0:34.41 [13] (0:11.38)	0:23.03 [13] (0:11.19)	0:11.84 [13] (0:11.84)
Average Speed [km/h]	48.8	59.2	58.9	57.9	57.4	57.3	62.3	63.8	64.3	60.8
Top Speed [km/h]	61.1	61.3	59.9	59.4	58.9	59.7	64.8	65.6	65.4	63.0
Avg. Dist. to Rail [m]	4.3	1.6	0.8	1.1	1.1	1.9	1.9	1.9	1.4	2.0
Avg. Stride Freq. [Hz]	2.2	2.3	2.3	2.2	2.2	2.2	2.3	2.3	2.3	2.3
Avg. Stride Length [m]	6.0	7.1	7.2	7.2	7.2	7.2	7.5	7.7	7.8	7.4



- [] Ranking at each section and finish
- .-.- No data available at this section
- NA No data available



Horse/Jockey Name	Pleadeel
Final Rank	7
Fastest Section Time (Section)	0:11.42 (1800m)
Top Speed [km/h] (Section)	65.0 (1800m)
Race State	Finished



Doomben QLD Professional
Race 1: U&U RECRUITMENT BENCHMARK 70 Handicap - 2000m

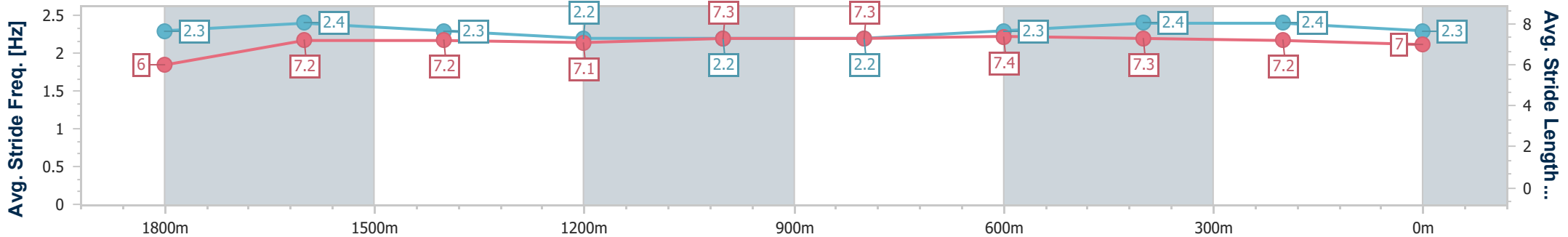
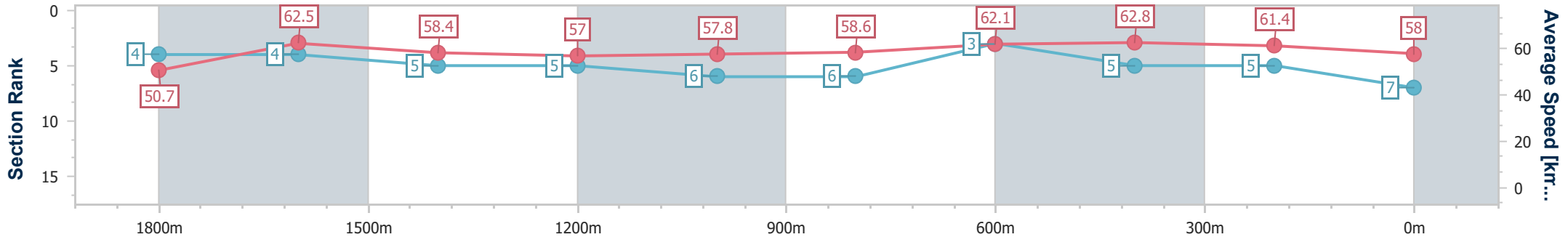
07 September 2024 - 11:58

Track Rating: Good 4, Weather: Fine, Rail Position: +1m Entire



BRISBANE
RACING CLUB

Section	Overall	1800m	1600m	1400m	1200m	1000m	800m	600m	400m	200m
Section Times	2:02.55 [7] (0:14.20)	1:48.35 [4] (0:11.42)	1:36.93 [4] (0:12.30)	1:24.63 [5] (0:12.56)	1:12.07 [5] (0:12.44)	0:59.63 [6] (0:12.26)	0:47.37 [6] (0:11.58)	0:35.79 [3] (0:11.59)	0:24.20 [5] (0:11.75)	0:12.45 [5] (0:12.45)
Average Speed [km/h]	50.7	62.5	58.4	57.0	57.8	58.6	62.1	62.8	61.4	58.0
Top Speed [km/h]	64.5	65.0	59.1	58.3	58.9	60.4	64.2	63.9	62.4	60.0
Avg. Dist. to Rail [m]	1.9	2.5	0.6	1.0	0.7	0.4	1.4	1.7	2.2	2.2
Avg. Stride Freq. [Hz]	2.3	2.4	2.3	2.2	2.2	2.2	2.3	2.4	2.4	2.3
Avg. Stride Length [m]	6.0	7.2	7.2	7.1	7.3	7.3	7.4	7.3	7.2	7.0



- [] Ranking at each section and finish
- .-.- No data available at this section
- NA No data available



Horse/Jockey Name	Intuitu
Final Rank	8
Fastest Section Time (Section)	0:11.32 (600m)
Top Speed [km/h] (Section)	65.9 (1800m)
Race State	Finished



Doomben QLD Professional
Race 1: U&U RECRUITMENT BENCHMARK 70 Handicap - 2000m

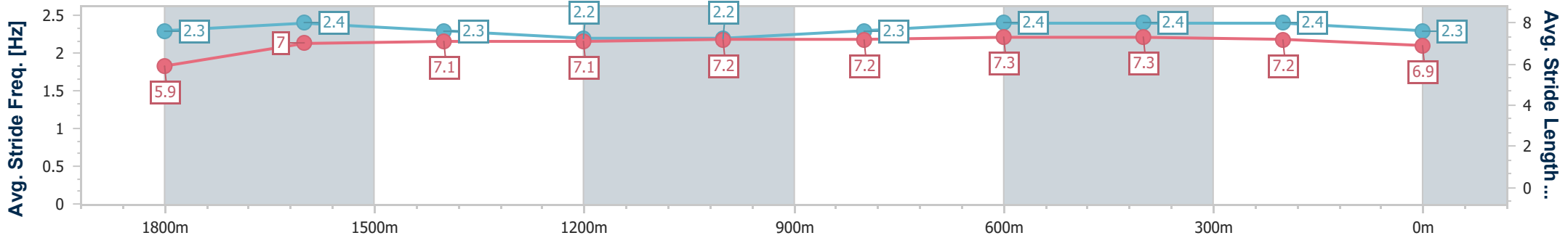
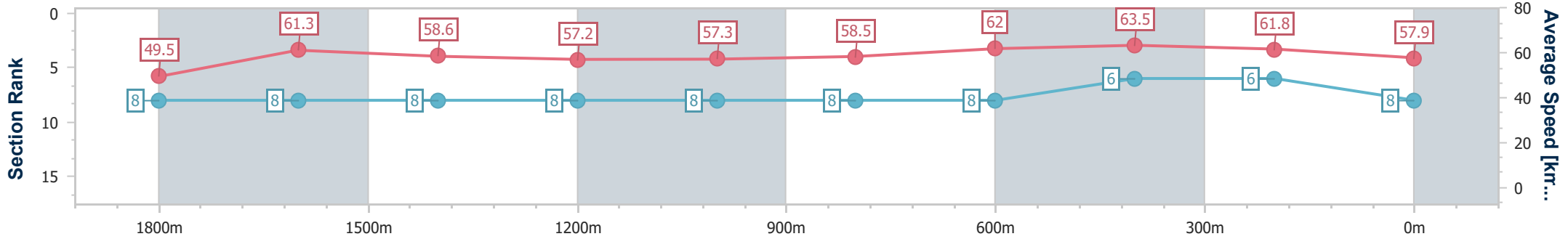
07 September 2024 - 11:58

Track Rating: Good 4, Weather: Fine, Rail Position: +1m Entire



BRISBANE RACING CLUB

Section	Overall	1800m	1600m	1400m	1200m	1000m	800m	600m	400m	200m
Section Times	2:02.56 [8] (0:14.52)	1:48.04 [8] (0:11.56)	1:36.48 [8] (0:12.15)	1:24.33 [8] (0:12.52)	1:11.81 [8] (0:12.56)	0:59.25 [8] (0:12.37)	0:46.88 [8] (0:11.56)	0:35.32 [8] (0:11.32)	0:24.00 [6] (0:11.60)	0:12.40 [6] (0:12.40)
Average Speed [km/h]	49.5	61.3	58.6	57.2	57.3	58.5	62.0	63.5	61.8	57.9
Top Speed [km/h]	64.3	65.9	60.1	58.2	58.1	60.6	64.8	65.1	62.8	61.3
Avg. Dist. to Rail [m]	1.7	3.2	2.6	0.7	0.2	0.2	0.2	0.9	1.4	2.3
Avg. Stride Freq. [Hz]	2.3	2.4	2.3	2.2	2.2	2.3	2.4	2.4	2.4	2.3
Avg. Stride Length [m]	5.9	7.0	7.1	7.1	7.2	7.2	7.3	7.3	7.2	6.9



- [] Ranking at each section and finish
- .-.- No data available at this section
- NA No data available



Horse/Jockey Name	Aswaat
Final Rank	9
Fastest Section Time (Section)	0:11.41 (600m)
Top Speed [km/h] (Section)	64.6 (600m)
Race State	Finished



Doomben QLD Professional
Race 1: U&U RECRUITMENT BENCHMARK 70 Handicap - 2000m

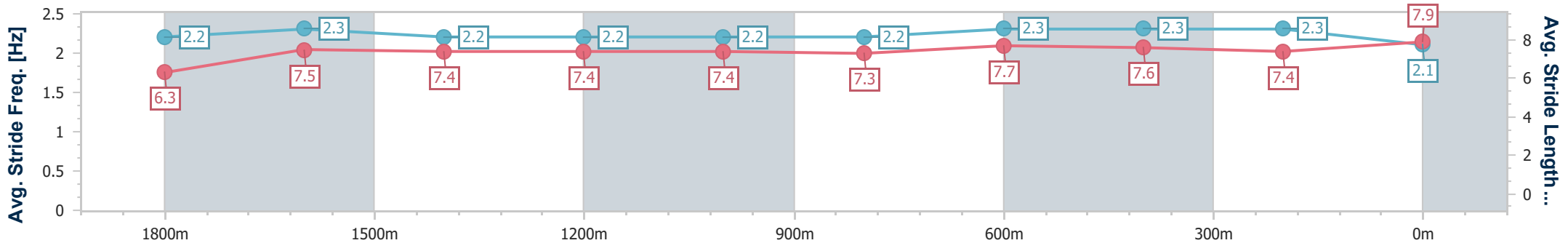
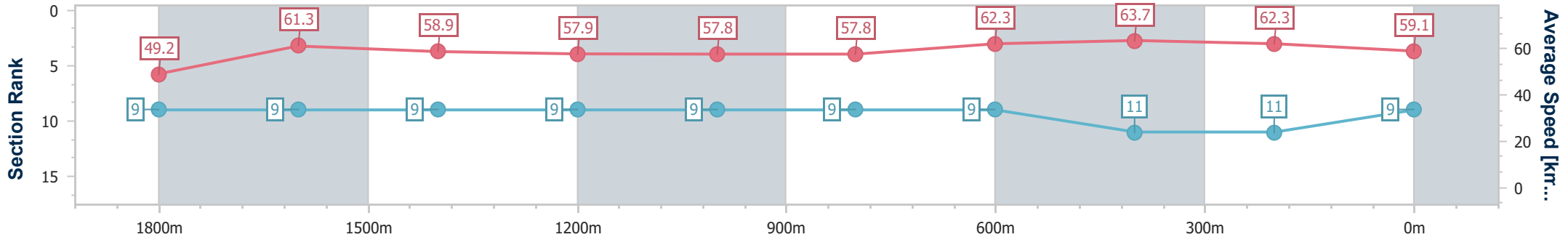
07 September 2024 - 11:58

Track Rating: Good 4, Weather: Fine, Rail Position: +1m Entire



BRISBANE
RACING CLUB

Section	Overall	1800m	1600m	1400m	1200m	1000m	800m	600m	400m	200m
Section Times	2:02.62 [9] (0:14.63)	1:47.99 [9] (0:11.69)	1:36.30 [9] (0:12.15)	1:24.15 [9] (0:12.42)	1:11.73 [9] (0:12.49)	0:59.24 [9] (0:12.46)	0:46.78 [9] (0:11.66)	0:35.12 [9] (0:11.41)	0:23.71 [11] (0:11.53)	0:12.18 [11] (0:12.18)
Average Speed [km/h]	49.2	61.3	58.9	57.9	57.8	57.8	62.3	63.7	62.3	59.1
Top Speed [km/h]	62.6	62.9	59.9	59.1	58.7	61.3	64.6	64.6	63.4	61.1
Avg. Dist. to Rail [m]	3.3	1.4	1.1	0.5	1.0	1.1	1.7	1.8	1.5	4.2
Avg. Stride Freq. [Hz]	2.2	2.3	2.2	2.2	2.2	2.2	2.3	2.3	2.3	2.1
Avg. Stride Length [m]	6.3	7.5	7.4	7.4	7.4	7.3	7.7	7.6	7.4	7.9



- [] Ranking at each section and finish
- .-.- No data available at this section
- NA No data available



Horse/Jockey Name	Cape Crusader
Final Rank	10
Fastest Section Time (Section)	0:11.20 (600m)
Top Speed [km/h] (Section)	65.8 (600m)
Race State	Finished



Doomben QLD Professional
Race 1: U&U RECRUITMENT BENCHMARK 70 Handicap - 2000m

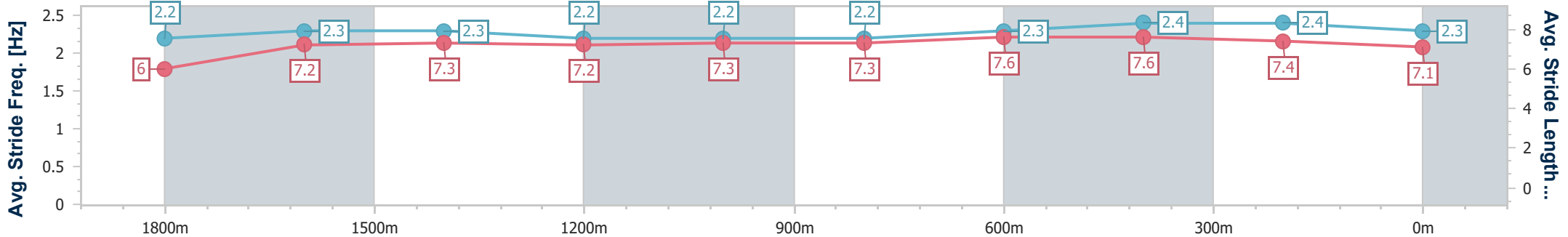
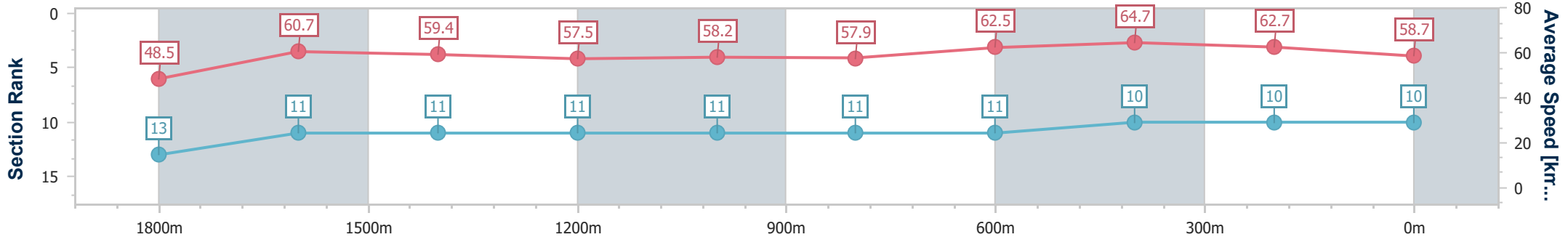
07 September 2024 - 11:58

Track Rating: Good 4, Weather: Fine, Rail Position: +1m Entire



BRISBANE RACING CLUB

Section	Overall	1800m	1600m	1400m	1200m	1000m	800m	600m	400m	200m
Section Times	2:02.67 [10] (0:14.92)	1:47.75 [13] (0:11.75)	1:36.00 [11] (0:12.08)	1:23.92 [11] (0:12.43)	1:11.49 [11] (0:12.39)	0:59.10 [11] (0:12.49)	0:46.61 [11] (0:11.61)	0:35.00 [11] (0:11.20)	0:23.80 [10] (0:11.55)	0:12.25 [10] (0:12.25)
Average Speed [km/h]	48.5	60.7	59.4	57.5	58.2	57.9	62.5	64.7	62.7	58.7
Top Speed [km/h]	60.3	62.5	60.0	59.0	59.1	60.7	64.8	65.8	64.1	61.0
Avg. Dist. to Rail [m]	7.6	1.0	1.2	0.9	0.9	1.4	1.5	1.4	3.7	5.3
Avg. Stride Freq. [Hz]	2.2	2.3	2.3	2.2	2.2	2.2	2.3	2.4	2.4	2.3
Avg. Stride Length [m]	6.0	7.2	7.3	7.2	7.3	7.3	7.6	7.6	7.4	7.1



- [] Ranking at each section and finish
- .-.- No data available at this section
- NA No data available



Horse/Jockey Name	Grinzing Knight
Final Rank	11
Fastest Section Time (Section)	0:11.22 (1800m)
Top Speed [km/h] (Section)	66.9 (Overall)
Race State	Finished



Doomben QLD Professional
Race 1: U&U RECRUITMENT BENCHMARK 70 Handicap - 2000m

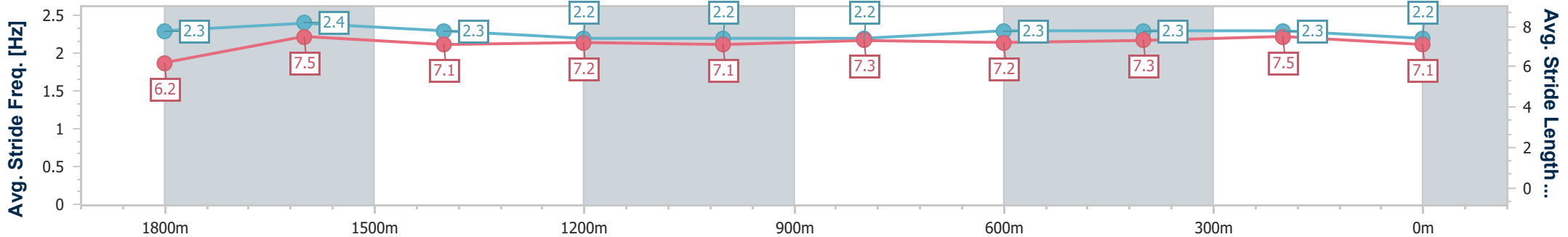
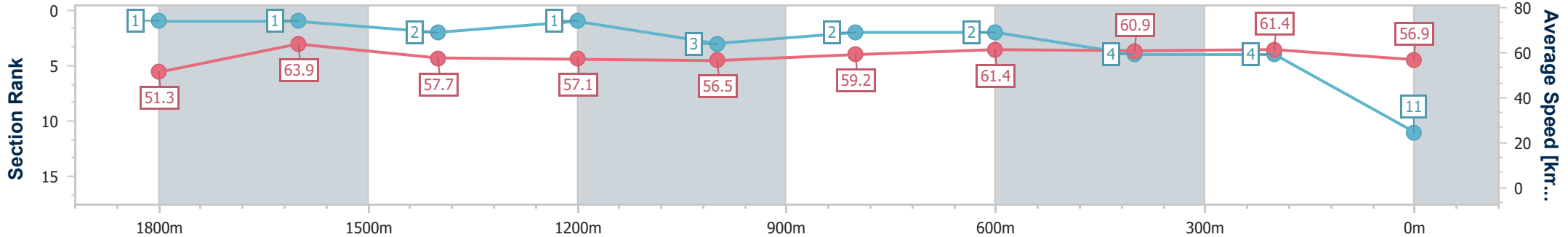


BRISBANE RACING CLUB

07 September 2024 - 11:58

Track Rating: Good 4, Weather: Fine, Rail Position: +1m Entire

Section	Overall	1800m	1600m	1400m	1200m	1000m	800m	600m	400m	200m
Section Times	2:02.72 [11] (0:14.05)	1:48.67 [1] (0:11.22)	1:37.45 [1] (0:12.33)	1:25.12 [2] (0:12.33)	1:12.79 [1] (0:12.75)	1:00.04 [3] (0:12.15)	0:47.89 [2] (0:11.68)	0:36.21 [2] (0:11.83)	0:24.38 [4] (0:11.71)	0:12.67 [4] (0:12.67)
Average Speed [km/h]	51.3	63.9	57.7	57.1	56.5	59.2	61.4	60.9	61.4	56.9
Top Speed [km/h]	66.9	66.7	59.7	58.8	57.5	61.6	63.3	62.2	63.1	59.5
Avg. Dist. to Rail [m]	8.1	1.5	2.3	3.3	1.9	0.4	0.6	0.5	2.1	1.8
Avg. Stride Freq. [Hz]	2.3	2.4	2.3	2.2	2.2	2.2	2.3	2.3	2.3	2.2
Avg. Stride Length [m]	6.2	7.5	7.1	7.2	7.1	7.3	7.2	7.3	7.5	7.1



- [] Ranking at each section and finish
- .-.- No data available at this section
- NA No data available



Horse/Jockey Name	Triple Money
Final Rank	12
Fastest Section Time (Section)	0:11.45 (600m)
Top Speed [km/h] (Section)	64.8 (600m)
Race State	Finished



Doomben QLD Professional
Race 1: U&U RECRUITMENT BENCHMARK 70 Handicap - 2000m

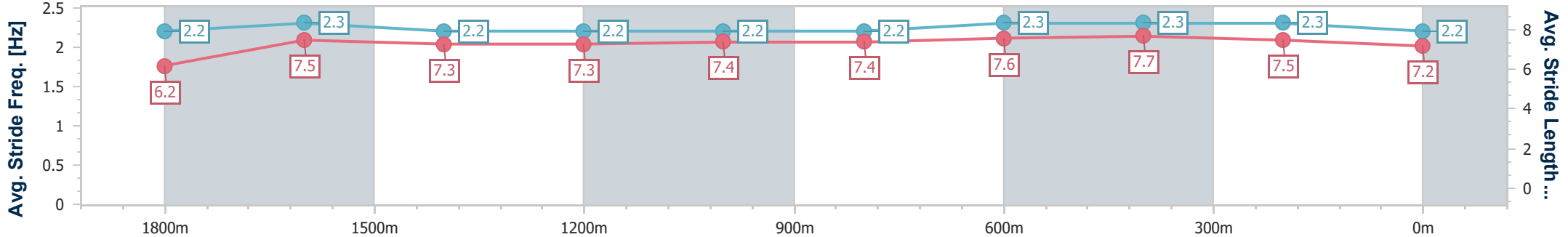
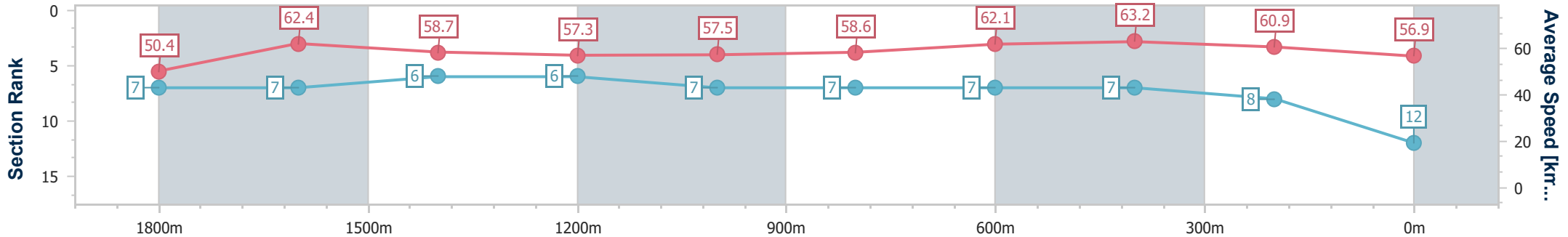
07 September 2024 - 11:58

Track Rating: Good 4, Weather: Fine, Rail Position: +1m Entire



BRISBANE
RACING CLUB

Section	Overall	1800m	1600m	1400m	1200m	1000m	800m	600m	400m	200m
Section Times	2:02.99 [12] (0:14.32)	1:48.67 [7] (0:11.47)	1:37.20 [7] (0:12.21)	1:24.99 [6] (0:12.58)	1:12.41 [6] (0:12.52)	0:59.89 [7] (0:12.32)	0:47.57 [7] (0:11.70)	0:35.87 [7] (0:11.45)	0:24.42 [7] (0:11.80)	0:12.62 [8] (0:12.62)
Average Speed [km/h]	50.4	62.4	58.7	57.3	57.5	58.6	62.1	63.2	60.9	56.9
Top Speed [km/h]	63.8	64.1	59.4	58.1	58.5	60.3	64.5	64.8	62.1	59.9
Avg. Dist. to Rail [m]	2.4	1.1	1.1	0.5	1.7	1.7	1.3	0.9	0.6	0.7
Avg. Stride Freq. [Hz]	2.2	2.3	2.2	2.2	2.2	2.2	2.3	2.3	2.3	2.2
Avg. Stride Length [m]	6.2	7.5	7.3	7.3	7.4	7.4	7.6	7.7	7.5	7.2



- [] Ranking at each section and finish
- .-.- No data available at this section
- NA No data available



Horse/Jockey Name	Bold Bourbon
Final Rank	13
Fastest Section Time (Section)	0:11.17 (1800m)
Top Speed [km/h] (Section)	66.7 (1800m)
Race State	Finished



Doomben QLD Professional
Race 1: U&U RECRUITMENT BENCHMARK 70 Handicap - 2000m

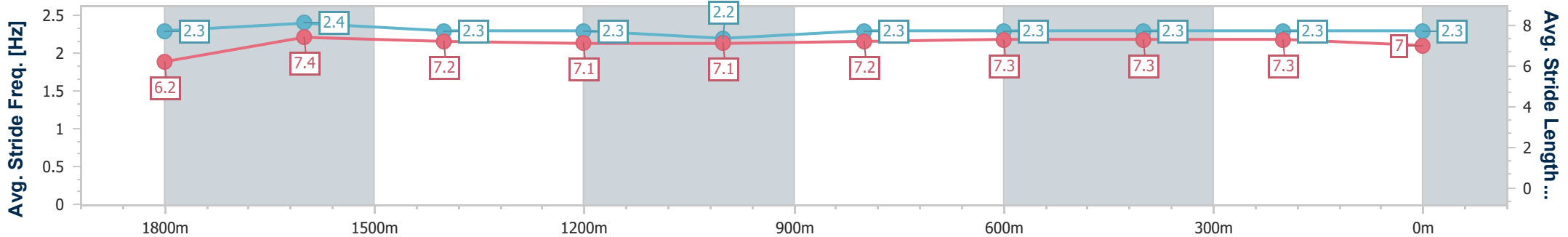
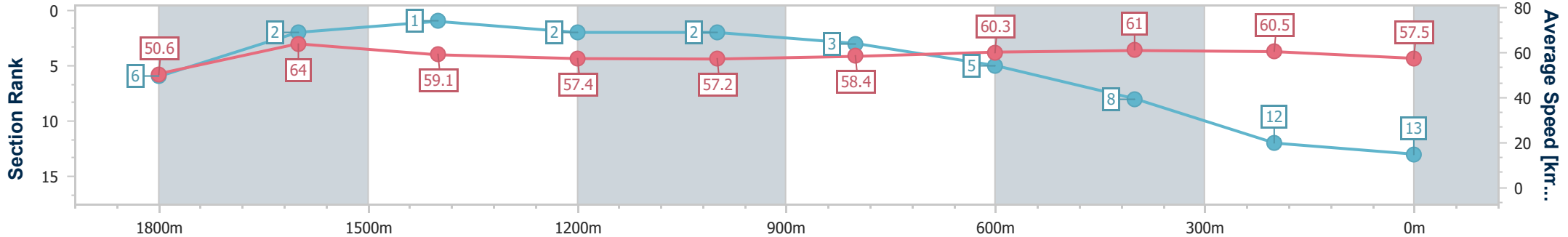
07 September 2024 - 11:58

Track Rating: Good 4, Weather: Fine, Rail Position: +1m Entire



BRISBANE RACING CLUB

Section	Overall	1800m	1600m	1400m	1200m	1000m	800m	600m	400m	200m
Section Times	2:03.08 [13] (0:14.24)	1:48.84 [6] (0:11.17)	1:37.67 [2] (0:12.11)	1:25.56 [1] (0:12.50)	1:13.06 [2] (0:12.60)	1:00.46 [2] (0:12.33)	0:48.13 [3] (0:11.93)	0:36.20 [5] (0:11.80)	0:24.40 [8] (0:11.90)	0:12.50 [12] (0:12.50)
Average Speed [km/h]	50.6	64.0	59.1	57.4	57.2	58.4	60.3	61.0	60.5	57.5
Top Speed [km/h]	65.4	66.7	61.4	58.5	58.1	59.7	61.6	62.8	61.4	59.6
Avg. Dist. to Rail [m]	5.8	1.2	1.1	0.7	0.4	0.5	0.3	0.4	0.8	0.8
Avg. Stride Freq. [Hz]	2.3	2.4	2.3	2.3	2.2	2.3	2.3	2.3	2.3	2.3
Avg. Stride Length [m]	6.2	7.4	7.2	7.1	7.1	7.2	7.3	7.3	7.3	7.0



- [] Ranking at each section and finish
- .-.- No data available at this section
- NA No data available



Doomben QLD Professional

Race 2: BECOME A BRC MEMBER BENCHMARK 70 Handicap - 1350m

07 September 2024 - 12:33



BRISBANE
RACING CLUB

Track Rating: Good 4, Weather: Fine, Rail Position: +1m Entire

Section		Field Times										Last 600m	
		Overall	1200m	1000m	800m	600m	400m						
		1:18.39 (0:10.94)	1:07.45 (0:10.73)	0:56.72 (0:11.00)	0:45.72 (0:11.47)	0:34.25 (0:11.45)	0:22.80 (0:11.02)						0:34.25
Rank	TAB	Horse/Jockey	Barrier	Top Speed [km/h]	Fastest Section							Distance Travelled [m]	
1	2	SET TO SHINE Emily Lang	2	67.6 1200m	0:10.84 1200m	1:18.39 [1] (0:10.97)	1:07.42 [2] (0:10.84)	0:56.58 [2] (0:10.99)	0:45.59 [2] (0:11.39)	0:34.20 [2] (0:11.41)	0:22.79 [2] (0:11.03)	0:34.20	
2	10	CASTILLIAN Ryan Maloney	6	69.7 1000m	0:10.79 400m	1:18.49 [2] (0:11.43)	1:07.06 [7] (0:10.82)	0:56.24 [6] (0:10.92)	0:45.32 [6] (0:11.49)	0:33.83 [6] (0:11.41)	0:22.42 [7] (0:10.79)	0:33.83	+3
3	8	DIRT CHEAP James Orman	5	69.1 1200m	0:10.73 1200m	1:18.64 [3] (0:10.94)	1:07.70 [1] (0:10.73)	0:56.97 [1] (0:11.00)	0:45.97 [1] (0:11.47)	0:34.50 [1] (0:11.48)	0:23.02 [3] (0:10.99)	0:34.50	+0
4	7	READY AZZ EVA Jag Guthmann-Chester	7	69.3 400m	0:10.86 400m	1:18.73 [4] (0:11.22)	1:07.51 [5] (0:11.12)	0:56.39 [7] (0:10.90)	0:45.49 [7] (0:11.42)	0:34.07 [7] (0:11.36)	0:22.71 [6] (0:10.86)	0:34.07	+3
5	9	DRAMMATICA Angela Jones	3	71.7 1200m	0:10.70 1200m	1:18.74 [5] (0:11.14)	1:07.60 [4] (0:10.70)	0:56.90 [3] (0:11.06)	0:45.84 [3] (0:11.59)	0:34.25 [4] (0:11.49)	0:22.76 [5] (0:10.84)	0:34.25	+13
6	4	BETTER BE NORDY Noel Callow	4	68.4 1200m	0:10.80 1200m	1:18.82 [6] (0:11.13)	1:07.69 [3] (0:10.80)	0:56.89 [4] (0:11.09)	0:45.80 [5] (0:11.22)	0:34.58 [3] (0:11.35)	0:23.23 [1] (0:11.15)	0:34.58	+5
7	11	REGAL EDITION Andrew Mallyon	8	68.3 1000m	0:10.87 1000m	1:18.97 [7] (0:11.46)	1:07.51 [8] (0:11.14)	0:56.37 [8] (0:10.87)	0:45.50 [8] (0:11.54)	0:33.96 [8] (0:11.14)	0:22.82 [8] (0:10.97)	0:33.96	+0
8	5	TEXAS Boris Thornton	1	68.5 1200m	0:10.81 1200m	1:19.64 [8] (0:11.26)	1:08.38 [6] (0:10.81)	0:57.57 [5] (0:10.94)	0:46.63 [4] (0:11.51)	0:35.12 [5] (0:11.32)	0:23.80 [4] (0:11.30)	0:35.12	-3

Scratched: Orient's Secret (#15), Jubai Pride (#16), Beebee Dazzler (#3), Northern Decree (#1), Living Free (#6), Field Of Myrtle (#12), Zakiyya (#13), Lady Shotgun (#14)

[] Ranking at each section and finish
 -:-:- No data available at this section
 NA No data available

SCN Saddle cloth number
 DNF Did not finish
 DNT Did not track



Doomben QLD Professional

Race 2: BECOME A BRC MEMBER BENCHMARK 70 Handicap - 1350m

07 September 2024 - 12:33



BRISBANE
RACING CLUB

Track Rating: Good 4, Weather: Fine, Rail Position: +1m Entire

Section				200m				Last 600m	
Field Times				0:11.78 (0:11.78)				0:34.25	
Rank	TAB	Horse/Jockey	Barrier	Top Speed [km/h]	Fastest Section	Margin			Distance Travelled [m]
1	2	SET TO SHINE Emily Lang	2	67.6 1200m	0:10.84 1200m	0:11.76 [2] (0:11.76)	1:18.39		0:34.20
2	10	CASTILLIAN Ryan Maloney	6	69.7 1000m	0:10.79 400m	0:11.63 [5] (0:11.63)	0.64L		0:33.83 +3
3	8	DIRT CHEAP James Orman	5	69.1 1200m	0:10.73 1200m	0:12.03 [1] (0:12.03)	1.49L		0:34.50 +0
4	7	READY AZZ EVA Jag Guthmann-Chester	7	69.3 400m	0:10.86 400m	0:11.85 [6] (0:11.85)	2.02L		0:34.07 +3
5	9	DRAMMATICA Angela Jones	3	71.7 1200m	0:10.70 1200m	0:11.92 [4] (0:11.92)	2.08L		0:34.25 +13
6	4	BETTER BE NORDY Noel Callow	4	68.4 1200m	0:10.80 1200m	0:12.08 [3] (0:12.08)	2.56L		0:34.58 +5
7	11	REGAL EDITION Andrew Mallyon	8	68.3 1000m	0:10.87 1000m	0:11.85 [7] (0:11.85)	3.4L		0:33.96 +0
8	5	TEXAS Boris Thornton	1	68.5 1200m	0:10.81 1200m	0:12.50 [8] (0:12.50)	7.37L		0:35.12 -3

Scratched: Orient's Secret (#15), Jubai Pride (#16), Beebee Dazzler (#3), Northern Decree (#1), Living Free (#6), Field Of Myrtle (#12), Zakiyya (#13), Lady Shotgun (#14)

[] Ranking at each section and finish
 -:-:- No data available at this section
 NA No data available

SCN Saddle cloth number
 DNF Did not finish
 DNT Did not track



Horse/Jockey Name	Set To Shine
Final Rank	1
Fastest Section Time (Section)	0:10.84 (1200m)
Top Speed [km/h] (Section)	67.6 (1200m)
Race State	Finished



Doomben QLD Professional
Race 2: BECOME A BRC MEMBER BENCHMARK 70 Handicap - 1350m

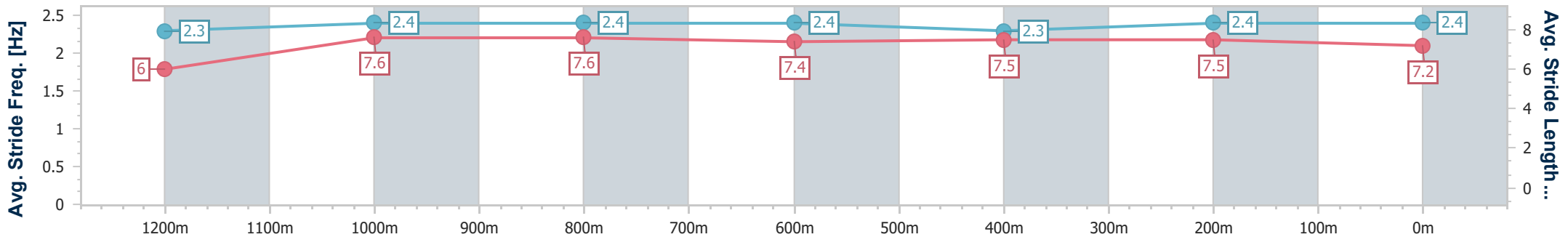
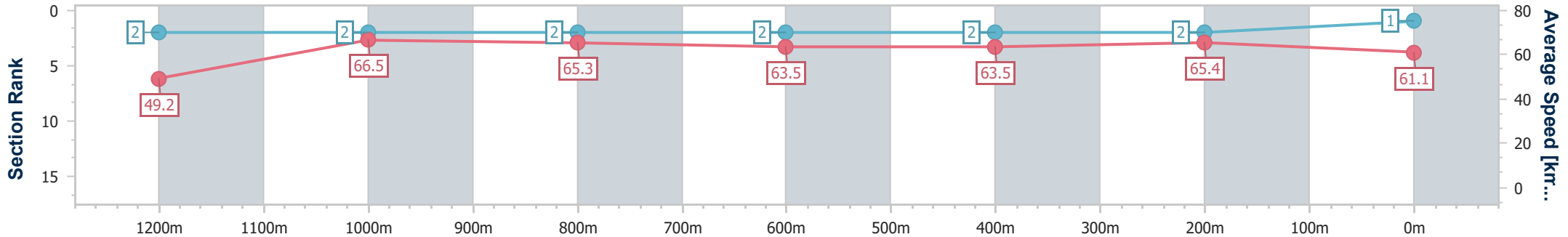


07 September 2024 - 12:33

BRISBANE RACING CLUB

Track Rating: Good 4, Weather: Fine, Rail Position: +1m Entire

Section	Overall	1200m	1000m	800m	600m	400m	200m
Section Times	1:18.39 [1] (0:10.97)	1:07.42 [2] (0:10.84)	0:56.58 [2] (0:10.99)	0:45.59 [2] (0:11.39)	0:34.20 [2] (0:11.41)	0:22.79 [2] (0:11.03)	0:11.76 [2] (0:11.76)
Average Speed [km/h]	49.2	66.5	65.3	63.5	63.5	65.4	61.1
Top Speed [km/h]	64.9	67.6	67.2	64.6	65.2	66.5	64.4
Avg. Dist. to Rail [m]	3.3	0.8	0.6	0.9	1.2	1.4	1.5
Avg. Stride Freq. [Hz]	2.3	2.4	2.4	2.4	2.3	2.4	2.4
Avg. Stride Length [m]	6.0	7.6	7.6	7.4	7.5	7.5	7.2



- [] Ranking at each section and finish
- .-.- No data available at this section
- NA No data available



Horse/Jockey Name	Castillian
Final Rank	2
Fastest Section Time (Section)	0:10.79 (400m)
Top Speed [km/h] (Section)	69.7 (1000m)
Race State	Finished



Doomben QLD Professional
Race 2: BECOME A BRC MEMBER BENCHMARK 70 Handicap - 1350m

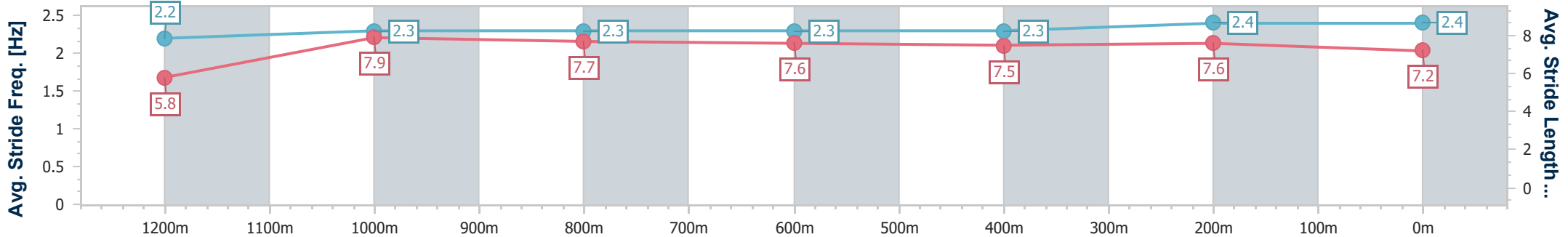
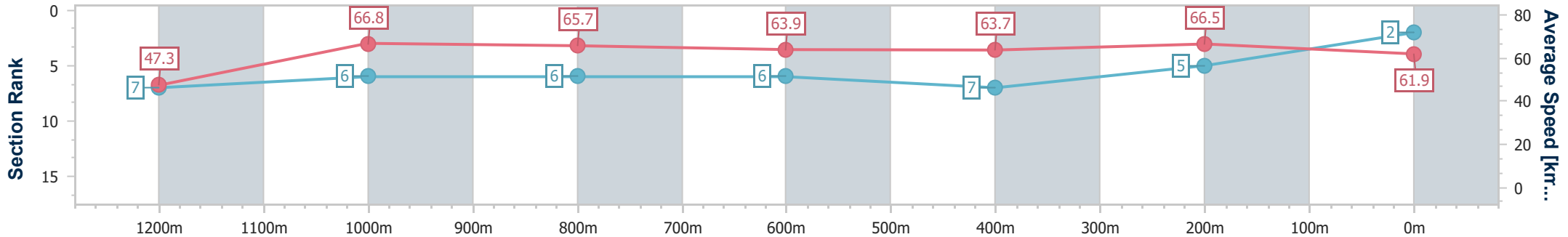


07 September 2024 - 12:33

BRISBANE RACING CLUB

Track Rating: Good 4, Weather: Fine, Rail Position: +1m Entire

Section	Overall	1200m	1000m	800m	600m	400m	200m
Section Times	1:18.49 [2] (0:11.43)	1:07.06 [7] (0:10.82)	0:56.24 [6] (0:10.92)	0:45.32 [6] (0:11.49)	0:33.83 [6] (0:11.41)	0:22.42 [7] (0:10.79)	0:11.63 [5] (0:11.63)
Average Speed [km/h]	47.3	66.8	65.7	63.9	63.7	66.5	61.9
Top Speed [km/h]	64.3	69.4	69.7	66.1	66.0	67.5	65.8
Avg. Dist. to Rail [m]	4.4	1.0	0.6	3.4	2.1	1.0	0.6
Avg. Stride Freq. [Hz]	2.2	2.3	2.3	2.3	2.3	2.4	2.4
Avg. Stride Length [m]	5.8	7.9	7.7	7.6	7.5	7.6	7.2



- [] Ranking at each section and finish
- .-.- No data available at this section
- NA No data available



Horse/Jockey Name	Dirt Cheap
Final Rank	3
Fastest Section Time (Section)	0:10.73 (1200m)
Top Speed [km/h] (Section)	69.1 (1200m)
Race State	Finished

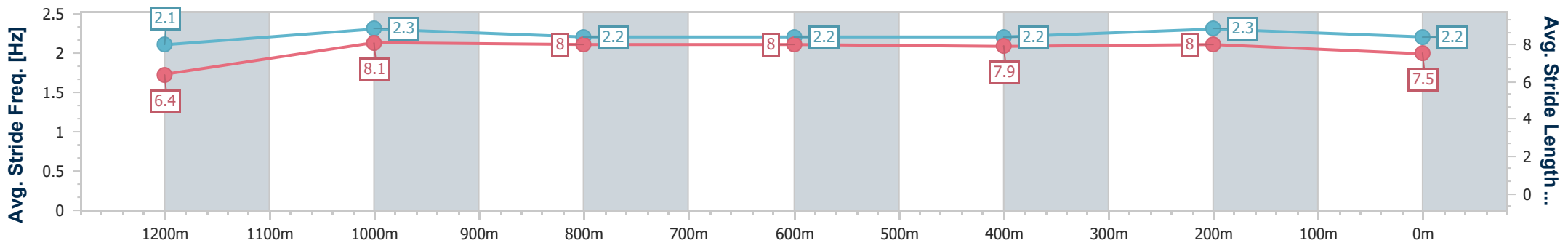
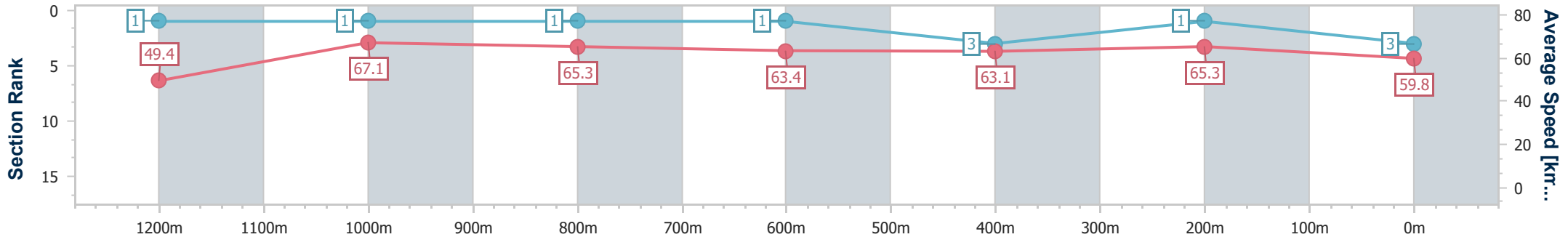


Doomben QLD Professional
Race 2: BECOME A BRC MEMBER BENCHMARK 70 Handicap - 1350m
 07 September 2024 - 12:33
 Track Rating: Good 4, Weather: Fine, Rail Position: +1m Entire



BRISBANE
RACING CLUB

Section	Overall	1200m	1000m	800m	600m	400m	200m
Section Times	1:18.64 [3] (0:10.94)	1:07.70 [1] (0:10.73)	0:56.97 [1] (0:11.00)	0:45.97 [1] (0:11.47)	0:34.50 [1] (0:11.48)	0:23.02 [3] (0:10.99)	0:12.03 [1] (0:12.03)
Average Speed [km/h]	49.4	67.1	65.3	63.4	63.1	65.3	59.8
Top Speed [km/h]	65.0	69.1	66.8	65.1	65.1	66.4	62.9
Avg. Dist. to Rail [m]	5.6	2.0	0.8	2.1	1.7	1.4	1.1
Avg. Stride Freq. [Hz]	2.1	2.3	2.2	2.2	2.2	2.3	2.2
Avg. Stride Length [m]	6.4	8.1	8.0	8.0	7.9	8.0	7.5



- [] Ranking at each section and finish
- .-.- No data available at this section
- NA No data available



Horse/Jockey Name	Ready Azz Eva
Final Rank	4
Fastest Section Time (Section)	0:10.86 (400m)
Top Speed [km/h] (Section)	69.3 (400m)
Race State	Finished

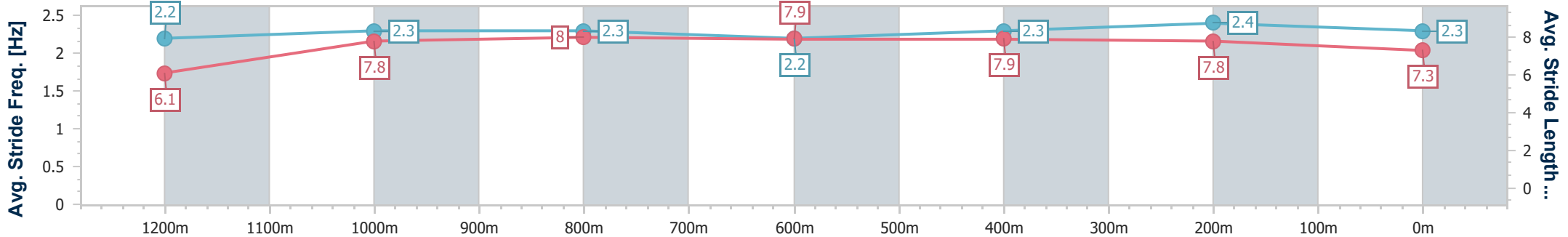
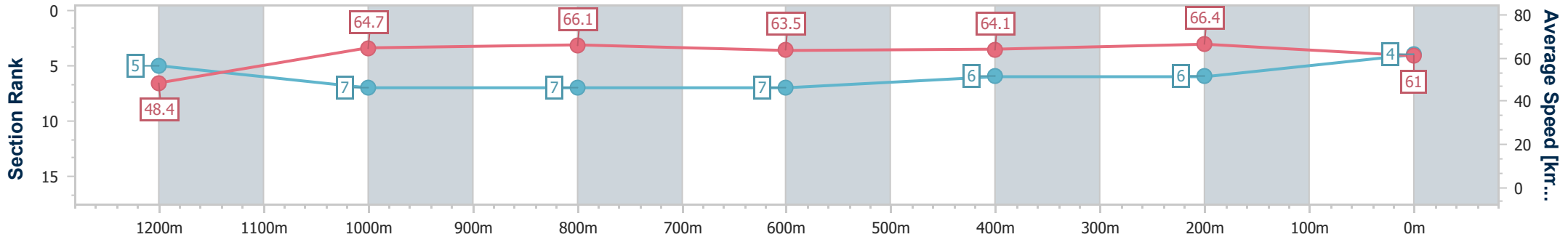


Doomben QLD Professional
Race 2: BECOME A BRC MEMBER BENCHMARK 70 Handicap - 1350m
 07 September 2024 - 12:33
 Track Rating: Good 4, Weather: Fine, Rail Position: +1m Entire



BRISBANE
RACING CLUB

Section	Overall	1200m	1000m	800m	600m	400m	200m
Section Times	1:18.73 [4] (0:11.22)	1:07.51 [5] (0:11.12)	0:56.39 [7] (0:10.90)	0:45.49 [7] (0:11.42)	0:34.07 [7] (0:11.36)	0:22.71 [6] (0:10.86)	0:11.85 [6] (0:11.85)
Average Speed [km/h]	48.4	64.7	66.1	63.5	64.1	66.4	61.0
Top Speed [km/h]	62.9	68.2	68.4	65.6	65.7	69.3	64.6
Avg. Dist. to Rail [m]	6.8	1.5	0.3	1.7	2.1	3.4	5.4
Avg. Stride Freq. [Hz]	2.2	2.3	2.3	2.2	2.3	2.4	2.3
Avg. Stride Length [m]	6.1	7.8	8.0	7.9	7.9	7.8	7.3



- [] Ranking at each section and finish
- .-.- No data available at this section
- NA No data available



Horse/Jockey Name	Drammatica
Final Rank	5
Fastest Section Time (Section)	0:10.70 (1200m)
Top Speed [km/h] (Section)	71.7 (1200m)
Race State	Finished



Doomben QLD Professional
Race 2: BECOME A BRC MEMBER BENCHMARK 70 Handicap - 1350m

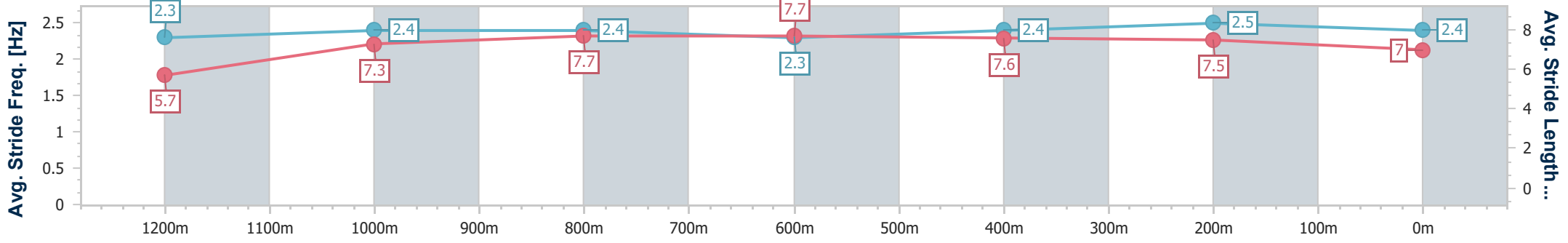
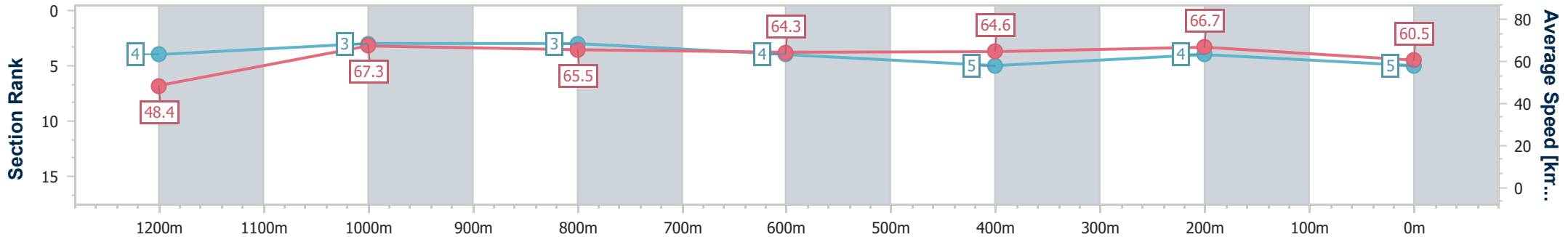


07 September 2024 - 12:33

BRISBANE RACING CLUB

Track Rating: Good 4, Weather: Fine, Rail Position: +1m Entire

Section	Overall	1200m	1000m	800m	600m	400m	200m
Section Times	1:18.74 [5] (0:11.14)	1:07.60 [4] (0:10.70)	0:56.90 [3] (0:11.06)	0:45.84 [3] (0:11.59)	0:34.25 [4] (0:11.49)	0:22.76 [5] (0:10.84)	0:11.92 [4] (0:11.92)
Average Speed [km/h]	48.4	67.3	65.5	64.3	64.6	66.7	60.5
Top Speed [km/h]	66.1	71.7	68.1	65.7	65.7	68.0	64.1
Avg. Dist. to Rail [m]	3.2	1.5	2.1	6.6	5.3	2.7	3.6
Avg. Stride Freq. [Hz]	2.3	2.4	2.4	2.3	2.4	2.5	2.4
Avg. Stride Length [m]	5.7	7.3	7.7	7.7	7.6	7.5	7.0



- [] Ranking at each section and finish
- .-.- No data available at this section
- NA No data available



Horse/Jockey Name	Better Be Nordy
Final Rank	6
Fastest Section Time (Section)	0:10.80 (1200m)
Top Speed [km/h] (Section)	68.4 (1200m)
Race State	Finished

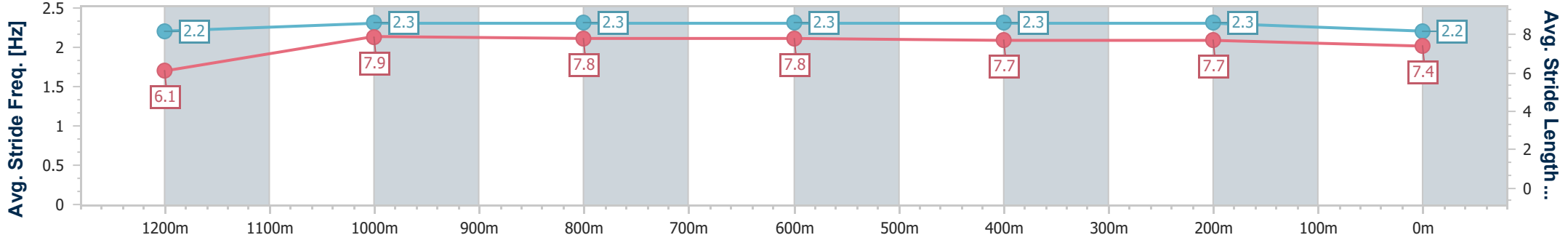
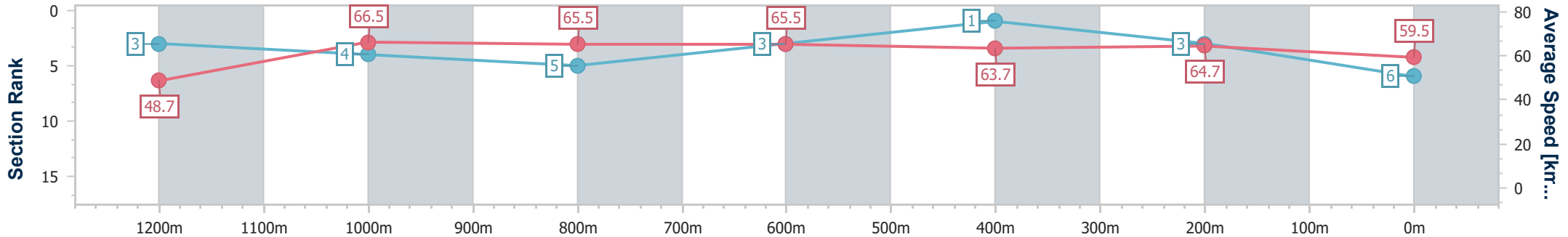


Doomben QLD Professional
Race 2: BECOME A BRC MEMBER BENCHMARK 70 Handicap - 1350m
 07 September 2024 - 12:33
 Track Rating: Good 4, Weather: Fine, Rail Position: +1m Entire



BRISBANE
RACING CLUB

Section	Overall	1200m	1000m	800m	600m	400m	200m
Section Times	1:18.82 [6] (0:11.13)	1:07.69 [3] (0:10.80)	0:56.89 [4] (0:11.09)	0:45.80 [5] (0:11.22)	0:34.58 [3] (0:11.35)	0:23.23 [1] (0:11.15)	0:12.08 [3] (0:12.08)
Average Speed [km/h]	48.7	66.5	65.5	65.5	63.7	64.7	59.5
Top Speed [km/h]	64.9	68.4	67.4	67.4	66.5	65.7	63.5
Avg. Dist. to Rail [m]	4.7	3.6	3.5	3.6	0.8	0.9	0.5
Avg. Stride Freq. [Hz]	2.2	2.3	2.3	2.3	2.3	2.3	2.2
Avg. Stride Length [m]	6.1	7.9	7.8	7.8	7.7	7.7	7.4



- [] Ranking at each section and finish
- .-.- No data available at this section
- NA No data available



Horse/Jockey Name	Regal Edition
Final Rank	7
Fastest Section Time (Section)	0:10.87 (1000m)
Top Speed [km/h] (Section)	68.3 (1000m)
Race State	Finished



Doomben QLD Professional
Race 2: BECOME A BRC MEMBER BENCHMARK 70 Handicap - 1350m

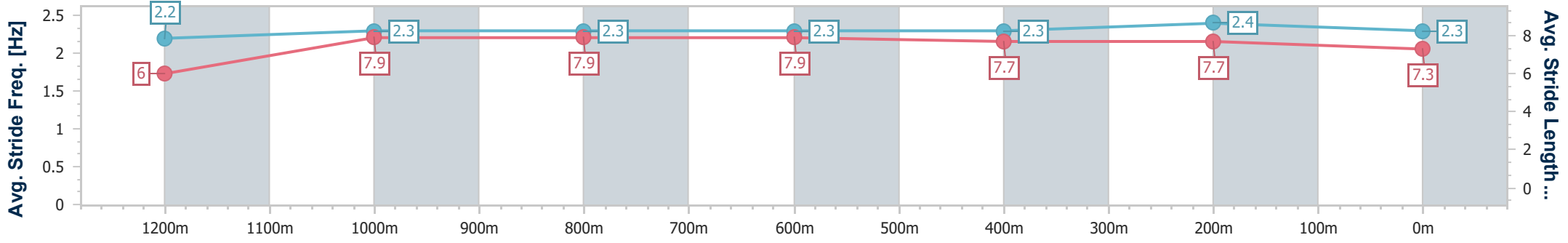
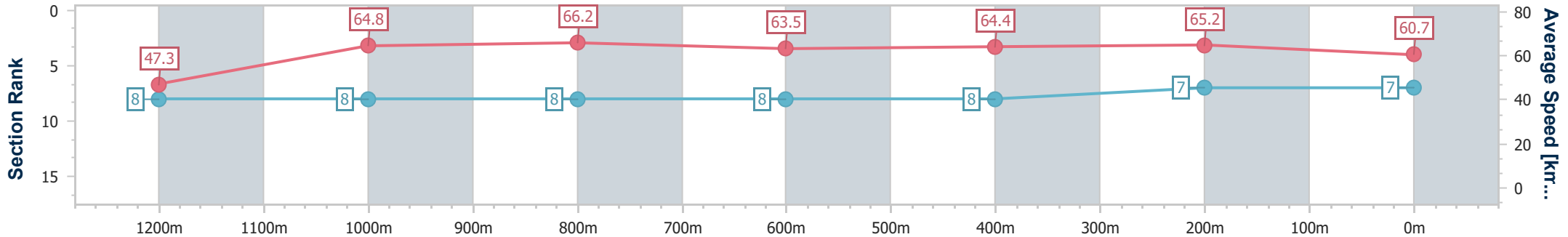


07 September 2024 - 12:33

BRISBANE RACING CLUB

Track Rating: Good 4, Weather: Fine, Rail Position: +1m Entire

Section	Overall	1200m	1000m	800m	600m	400m	200m
Section Times	1:18.97 [7] (0:11.46)	1:07.51 [8] (0:11.14)	0:56.37 [8] (0:10.87)	0:45.50 [8] (0:11.54)	0:33.96 [8] (0:11.14)	0:22.82 [8] (0:10.97)	0:11.85 [7] (0:11.85)
Average Speed [km/h]	47.3	64.8	66.2	63.5	64.4	65.2	60.7
Top Speed [km/h]	63.6	67.0	68.3	65.0	65.0	66.6	64.0
Avg. Dist. to Rail [m]	7.1	0.9	0.7	3.1	1.6	2.5	0.8
Avg. Stride Freq. [Hz]	2.2	2.3	2.3	2.3	2.3	2.4	2.3
Avg. Stride Length [m]	6.0	7.9	7.9	7.9	7.7	7.7	7.3



- [] Ranking at each section and finish
- .-.- No data available at this section
- NA No data available



Horse/Jockey Name	Texas
Final Rank	8
Fastest Section Time (Section)	0:10.81 (1200m)
Top Speed [km/h] (Section)	68.5 (1200m)
Race State	Finished



Doomben QLD Professional
Race 2: BECOME A BRC MEMBER BENCHMARK 70 Handicap - 1350m

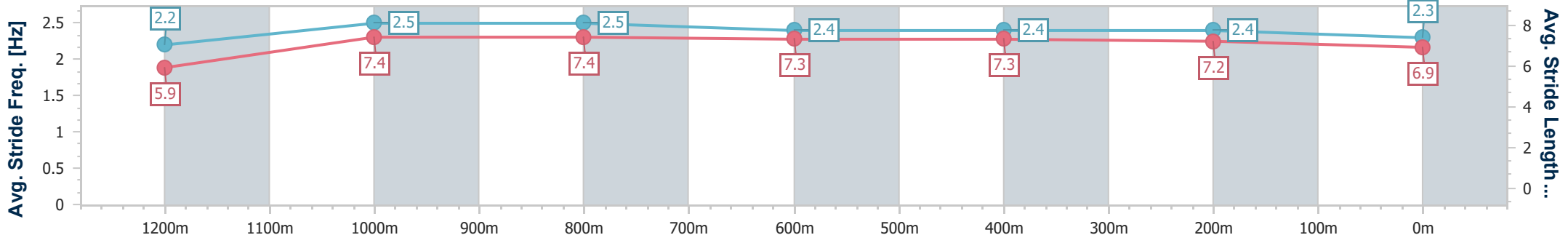
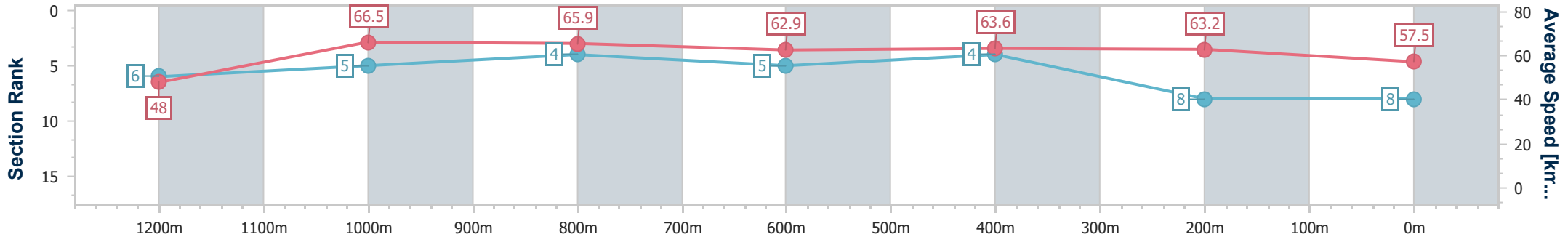


07 September 2024 - 12:33

BRISBANE RACING CLUB

Track Rating: Good 4, Weather: Fine, Rail Position: +1m Entire

Section	Overall	1200m	1000m	800m	600m	400m	200m
Section Times	1:19.64 [8] (0:11.26)	1:08.38 [6] (0:10.81)	0:57.57 [5] (0:10.94)	0:46.63 [4] (0:11.51)	0:35.12 [5] (0:11.32)	0:23.80 [4] (0:11.30)	0:12.50 [8] (0:12.50)
Average Speed [km/h]	48.0	66.5	65.9	62.9	63.6	63.2	57.5
Top Speed [km/h]	64.5	68.5	67.9	64.7	64.8	64.4	61.4
Avg. Dist. to Rail [m]	1.5	1.4	1.8	1.7	1.4	2.4	1.1
Avg. Stride Freq. [Hz]	2.2	2.5	2.5	2.4	2.4	2.4	2.3
Avg. Stride Length [m]	5.9	7.4	7.4	7.3	7.3	7.2	6.9



- [] Ranking at each section and finish
- .-.- No data available at this section
- NA No data available



Doomben QLD Professional

Race 3: MORETON HIRE Class 3 Plate - 1110m

07 September 2024 - 13:08



BRISBANE
RACING CLUB

Track Rating: Good 4, Weather: Fine, Rail Position: +1m Entire

Section		Field Times										Last 600m	
		Overall	1000m	800m	600m	400m	200m						0:33.90
		1:03.71 (0:08.24)	0:55.47 (0:10.66)	0:44.81 (0:10.91)	0:33.90 (0:11.29)	0:22.61 (0:11.04)	0:11.57 (0:11.57)						
Rank	TAB Horse/Jockey	Barrier	Top Speed [km/h]	Fastest Section								Margin	Distance Travelled [m]
1	5 SIMBU Angela Jones	9	68.5 1000m	0:08.32 Overall	1:03.71 [1] (0:08.32)	0:55.39 [4] (0:10.67)	0:44.72 [2] (0:10.95)	0:33.77 [2] (0:11.33)	0:22.44 [2] (0:10.95)	0:11.49 [2] (0:11.49)	1:03.71	0:33.77	
2	10 CATWALK CRIMINAL Ryan Maloney	8	69.0 1000m	0:08.24 Overall	1:03.83 [2] (0:08.24)	0:55.59 [1] (0:10.66)	0:44.93 [1] (0:10.91)	0:34.02 [1] (0:11.29)	0:22.73 [1] (0:11.04)	0:11.69 [1] (0:11.69)	0.68L	0:34.02	+0
3	2 HELLUVA BARTY Boris Thornton	1	68.1 800m	0:08.46 Overall	1:03.86 [3] (0:08.46)	0:55.40 [5] (0:10.98)	0:44.42 [5] (0:10.90)	0:33.52 [5] (0:11.18)	0:22.34 [5] (0:10.76)	0:11.58 [3] (0:11.58)	0.86L	0:33.52	+1
4	7 RUSSIAN SUB Marnu Potgieter	4	68.2 1000m	0:08.28 Overall	1:03.90 [4] (0:08.28)	0:55.62 [2] (0:10.90)	0:44.72 [3] (0:10.93)	0:33.79 [3] (0:11.23)	0:22.56 [3] (0:11.03)	0:11.53 [4] (0:11.53)	1.09L	0:33.79	-7
5	8 THELWELL Justin Stanley	2	67.7 400m	0:08.61 Overall	1:03.95 [5] (0:08.61)	0:55.34 [6] (0:11.06)	0:44.28 [7] (0:10.89)	0:33.39 [7] (0:11.10)	0:22.29 [7] (0:10.79)	0:11.50 [5] (0:11.50)	1.38L	0:33.39	-6
6	1 DEVASTATING Emily Lang	3	69.5 400m	0:08.65 Overall	1:04.05 [6] (0:08.65)	0:55.40 [7] (0:11.16)	0:44.24 [9] (0:10.99)	0:33.25 [10] (0:11.28)	0:21.97 [10] (0:10.67)	0:11.30 [10] (0:11.30)	2.01L	0:33.25	+3
7	12 INSTAGOOD James Orman	5	69.2 1000m	0:08.81 Overall	1:04.12 [7] (0:08.81)	0:55.31 [10] (0:10.78)	0:44.53 [6] (0:10.76)	0:33.77 [6] (0:11.18)	0:22.59 [6] (0:11.11)	0:11.48 [7] (0:11.48)	2.39L	0:33.77	-6
8	4 RAINBOW CONNECTION Andrew Mallyon	10	68.9 800m	0:08.78 Overall	1:04.23 [8] (0:08.78)	0:55.45 [9] (0:11.11)	0:44.34 [10] (0:10.73)	0:33.61 [9] (0:11.19)	0:22.42 [9] (0:10.92)	0:11.50 [9] (0:11.50)	3.04L	0:33.61	+3
9	3 HIGHBAR Stacey Callow	11	68.6 800m	0:08.68 Overall	1:04.50 [9] (0:08.68)	0:55.82 [8] (0:11.08)	0:44.74 [8] (0:10.84)	0:33.90 [8] (0:11.17)	0:22.73 [8] (0:10.86)	0:11.87 [6] (0:11.87)	4.63L	0:33.90	+5
10	6 INTRODUCING Cody Collis	6	67.8 1000m	0:08.32 Overall	1:04.64 [10] (0:08.32)	0:56.32 [3] (0:10.88)	0:45.44 [4] (0:11.01)	0:34.43 [4] (0:11.29)	0:23.14 [4] (0:11.22)	0:11.92 [8] (0:11.92)	5.43L	0:34.43	-2

Scratched: Beachside Babe (#9), Helikedempretty (#11), Wingardium (#13)

Report Created: Sat 7 September 2024 13:30 GMT (Note: Timing is based on position data)

Page 1/11

[] Ranking at each section and finish
 -:-:- No data available at this section
 NA No data available

SCN Saddle cloth number
 DNF Did not finish
 DNT Did not track

data processed by TRIPLES DATA



Horse/Jockey Name	Simbu
Final Rank	1
Fastest Section Time (Section)	0:08.32 (Overall)
Top Speed [km/h] (Section)	68.5 (1000m)
Race State	Finished



Doomben QLD Professional

Race 3: MORETON HIRE Class 3 Plate - 1110m

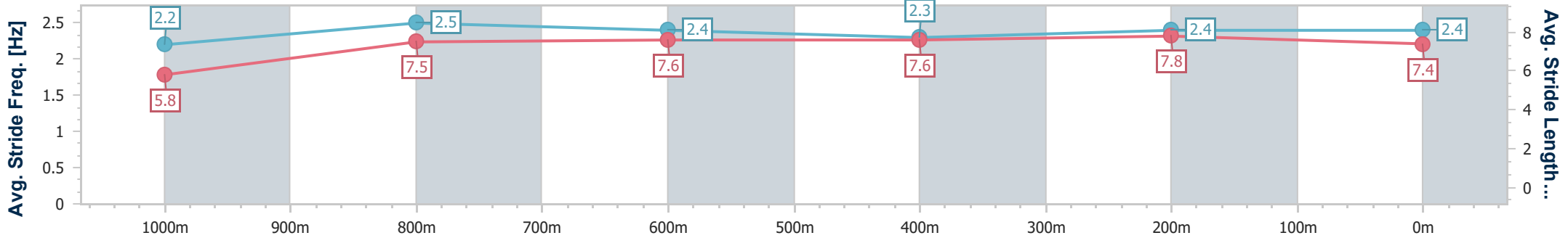
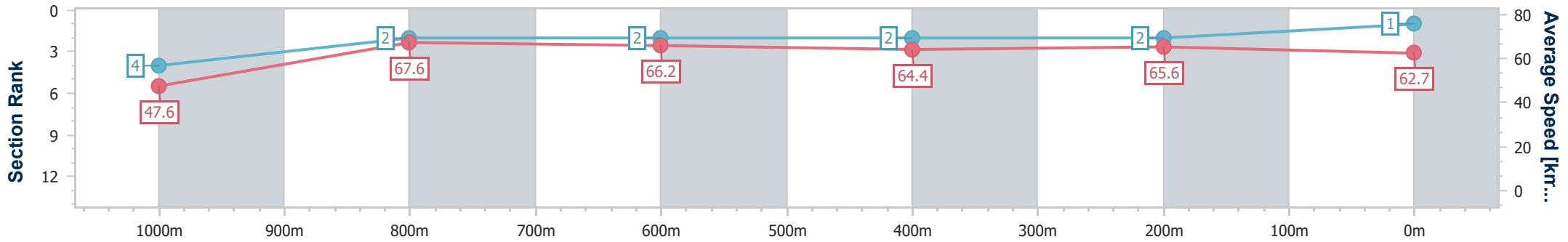
07 September 2024 - 13:08

Track Rating: Good 4, Weather: Fine, Rail Position: +1m Entire



BRISBANE RACING CLUB

Section	Overall	1000m	800m	600m	400m	200m
Section Times	1:03.71 [1] (0:08.32)	0:55.39 [4] (0:10.67)	0:44.72 [2] (0:10.95)	0:33.77 [2] (0:11.33)	0:22.44 [2] (0:10.95)	0:11.49 [2] (0:11.49)
Average Speed [km/h]	47.6	67.6	66.2	64.4	65.6	62.7
Top Speed [km/h]	66.4	68.5	67.3	65.5	66.8	65.4
Avg. Dist. to Rail [m]	7.7	1.9	1.8	2.2	0.7	0.3
Avg. Stride Freq. [Hz]	2.2	2.5	2.4	2.3	2.4	2.4
Avg. Stride Length [m]	5.8	7.5	7.6	7.6	7.8	7.4



- [] Ranking at each section and finish
- .-.- No data available at this section
- NA No data available



Horse/Jockey Name	Catwalk Criminal
Final Rank	2
Fastest Section Time (Section)	0:08.24 (Overall)
Top Speed [km/h] (Section)	69.0 (1000m)
Race State	Finished



Doomben QLD Professional

Race 3: MORETON HIRE Class 3 Plate - 1110m

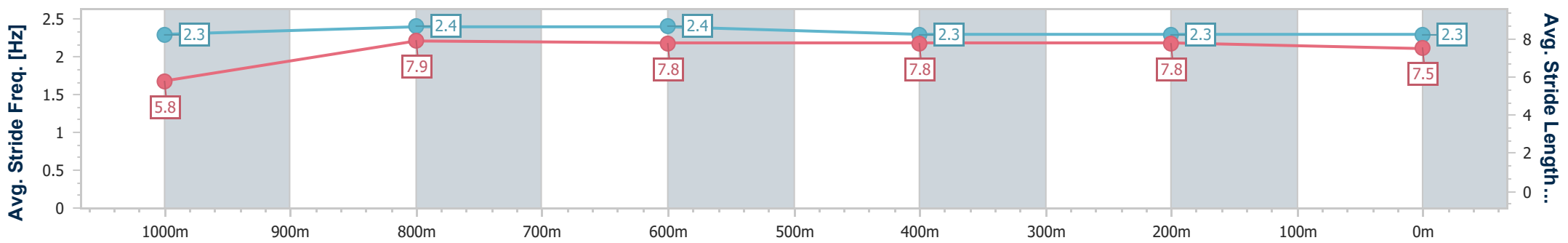
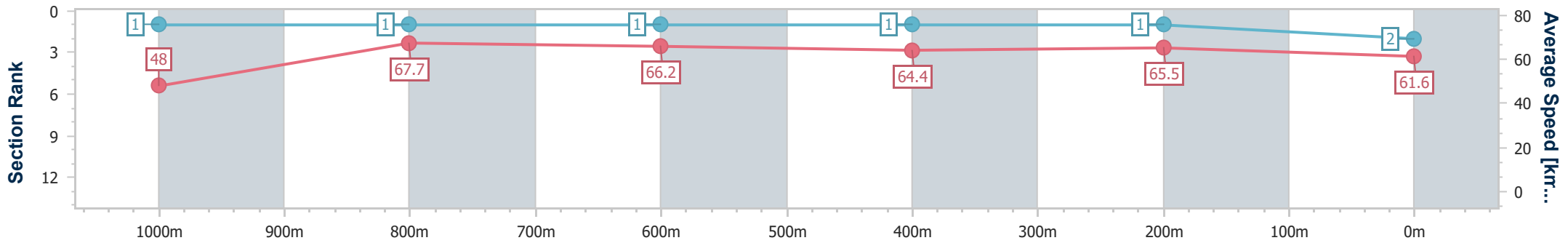
07 September 2024 - 13:08

Track Rating: Good 4, Weather: Fine, Rail Position: +1m Entire



BRISBANE RACING CLUB

Section	Overall	1000m	800m	600m	400m	200m
Section Times	1:03.83 [2] (0:08.24)	0:55.59 [1] (0:10.66)	0:44.93 [1] (0:10.91)	0:34.02 [1] (0:11.29)	0:22.73 [1] (0:11.04)	0:11.69 [1] (0:11.69)
Average Speed [km/h]	48.0	67.7	66.2	64.4	65.5	61.6
Top Speed [km/h]	66.4	69.0	68.5	66.0	67.6	64.9
Avg. Dist. to Rail [m]	7.1	1.6	1.4	2.3	1.2	0.7
Avg. Stride Freq. [Hz]	2.3	2.4	2.4	2.3	2.3	2.3
Avg. Stride Length [m]	5.8	7.9	7.8	7.8	7.8	7.5



- [] Ranking at each section and finish
- .-.- No data available at this section
- NA No data available



Horse/Jockey Name	Helluva Barty
Final Rank	3
Fastest Section Time (Section)	0:08.46 (Overall)
Top Speed [km/h] (Section)	68.1 (800m)
Race State	Finished



Doomben QLD Professional

Race 3: MORETON HIRE Class 3 Plate - 1110m

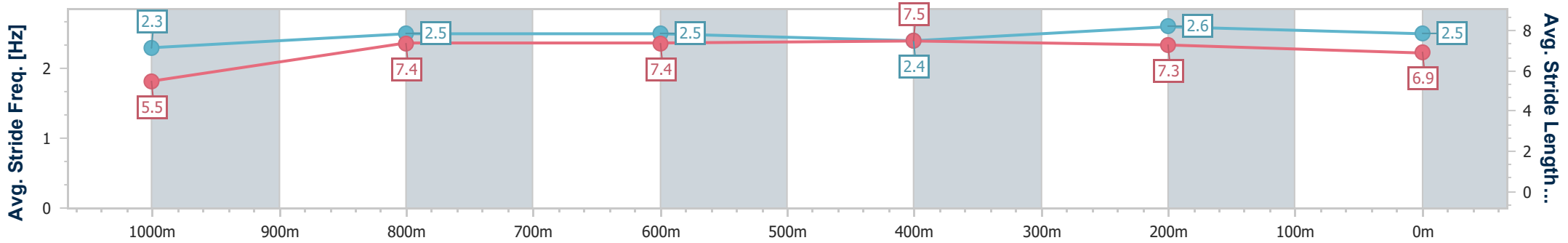
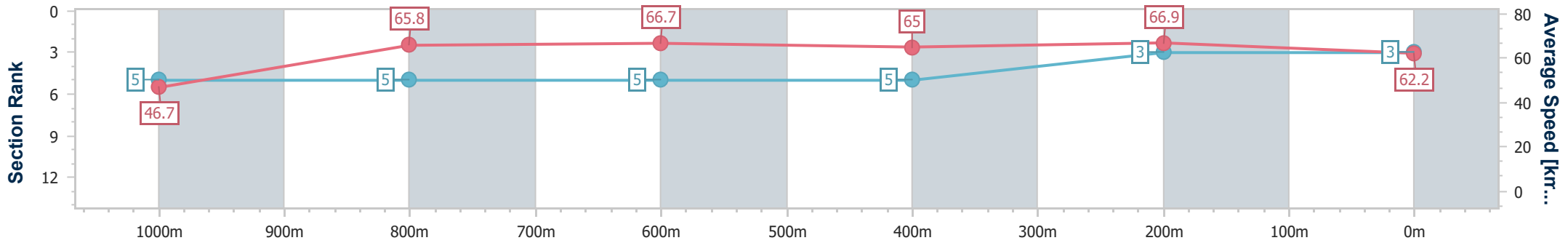
07 September 2024 - 13:08

Track Rating: Good 4, Weather: Fine, Rail Position: +1m Entire



BRISBANE RACING CLUB

Section	Overall	1000m	800m	600m	400m	200m
Section Times	1:03.86 [3] (0:08.46)	0:55.40 [5] (0:10.98)	0:44.42 [5] (0:10.90)	0:33.52 [5] (0:11.18)	0:22.34 [5] (0:10.76)	0:11.58 [3] (0:11.58)
Average Speed [km/h]	46.7	65.8	66.7	65.0	66.9	62.2
Top Speed [km/h]	62.6	66.8	68.1	66.6	67.6	66.6
Avg. Dist. to Rail [m]	1.3	0.6	1.9	2.1	0.8	1.6
Avg. Stride Freq. [Hz]	2.3	2.5	2.5	2.4	2.6	2.5
Avg. Stride Length [m]	5.5	7.4	7.4	7.5	7.3	6.9



- [] Ranking at each section and finish
- .-.- No data available at this section
- NA No data available



Horse/Jockey Name	Russian Sub
Final Rank	4
Fastest Section Time (Section)	0:08.28 (Overall)
Top Speed [km/h] (Section)	68.2 (1000m)
Race State	Finished



Doomben QLD Professional

Race 3: MORETON HIRE Class 3 Plate - 1110m

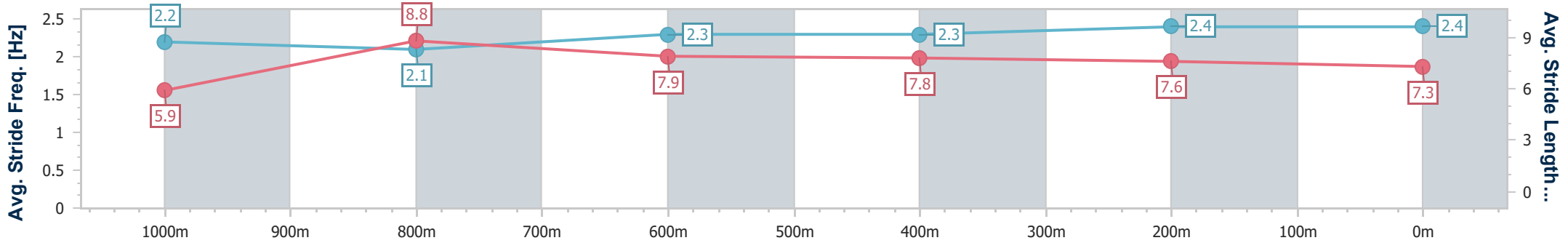
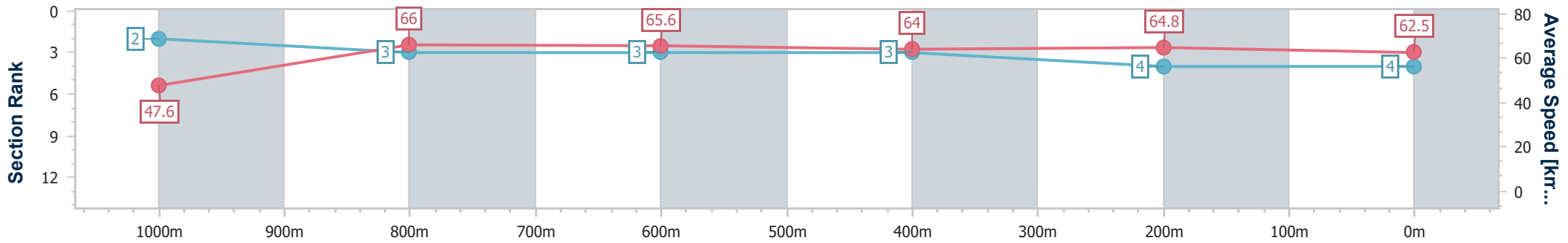
07 September 2024 - 13:08

Track Rating: Good 4, Weather: Fine, Rail Position: +1m Entire



BRISBANE RACING CLUB

Section	Overall	1000m	800m	600m	400m	200m
Section Times	1:03.90 [4] (0:08.28)	0:55.62 [2] (0:10.90)	0:44.72 [3] (0:10.93)	0:33.79 [3] (0:11.23)	0:22.56 [3] (0:11.03)	0:11.53 [4] (0:11.53)
Average Speed [km/h]	47.6	66.0	65.6	64.0	64.8	62.5
Top Speed [km/h]	64.5	68.2	67.4	64.9	66.1	64.6
Avg. Dist. to Rail [m]	3.4	1.0	0.8	0.8	1.9	1.3
Avg. Stride Freq. [Hz]	2.2	2.1	2.3	2.3	2.4	2.4
Avg. Stride Length [m]	5.9	8.8	7.9	7.8	7.6	7.3



- [] Ranking at each section and finish
- .-.- No data available at this section
- NA No data available



Horse/Jockey Name	Thelwell
Final Rank	5
Fastest Section Time (Section)	0:08.61 (Overall)
Top Speed [km/h] (Section)	67.7 (400m)
Race State	Finished



Doomben QLD Professional

Race 3: MORETON HIRE Class 3 Plate - 1110m

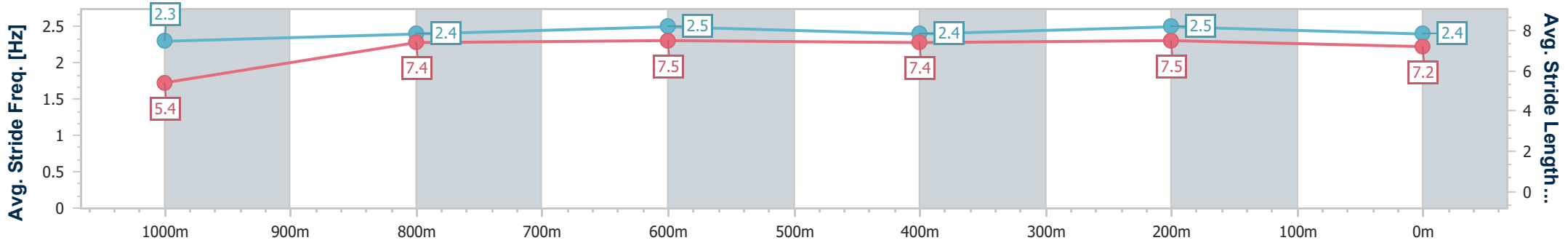
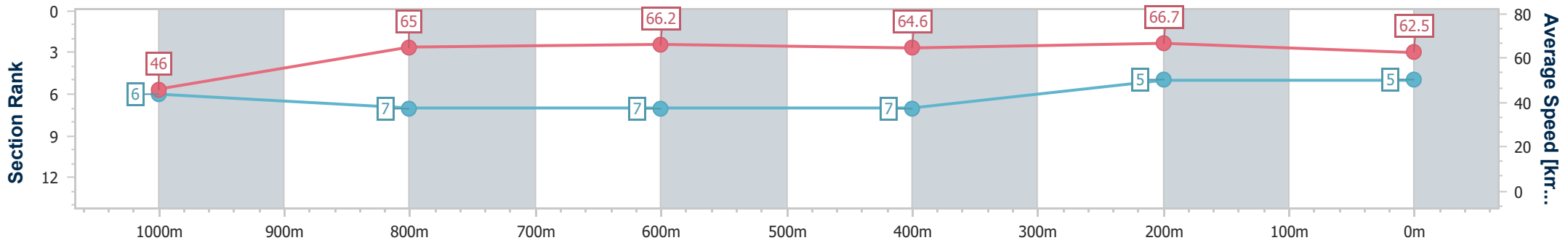
07 September 2024 - 13:08

Track Rating: Good 4, Weather: Fine, Rail Position: +1m Entire



BRISBANE RACING CLUB

Section	Overall	1000m	800m	600m	400m	200m
Section Times	1:03.95 [5] (0:08.61)	0:55.34 [6] (0:11.06)	0:44.28 [7] (0:10.89)	0:33.39 [7] (0:11.10)	0:22.29 [7] (0:10.79)	0:11.50 [5] (0:11.50)
Average Speed [km/h]	46.0	65.0	66.2	64.6	66.7	62.5
Top Speed [km/h]	64.2	66.8	67.5	67.3	67.7	65.7
Avg. Dist. to Rail [m]	2.0	0.8	0.6	0.7	1.0	2.4
Avg. Stride Freq. [Hz]	2.3	2.4	2.5	2.4	2.5	2.4
Avg. Stride Length [m]	5.4	7.4	7.5	7.4	7.5	7.2



- [] Ranking at each section and finish
- .-.- No data available at this section
- NA No data available



Horse/Jockey Name	Devastating
Final Rank	6
Fastest Section Time (Section)	0:08.65 (Overall)
Top Speed [km/h] (Section)	69.5 (400m)
Race State	Finished



Doomben QLD Professional

Race 3: MORETON HIRE Class 3 Plate - 1110m

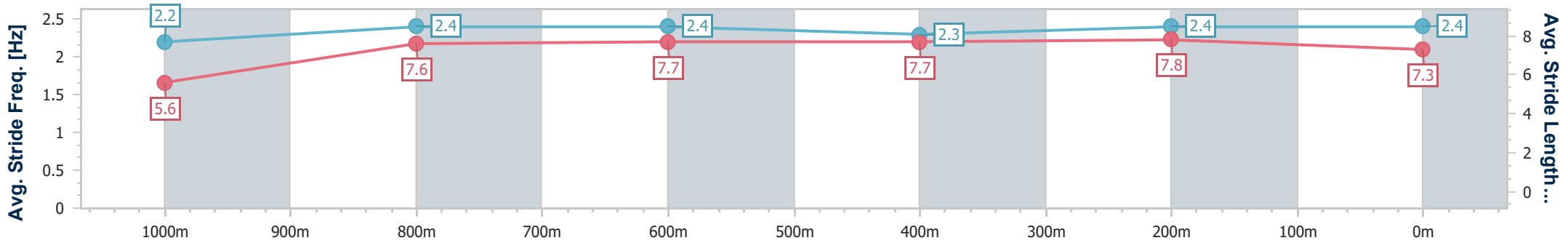
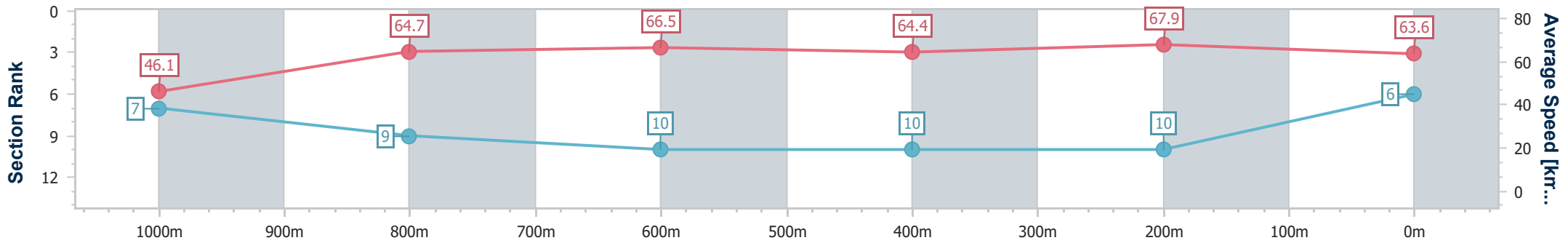
07 September 2024 - 13:08

Track Rating: Good 4, Weather: Fine, Rail Position: +1m Entire



BRISBANE RACING CLUB

Section	Overall	1000m	800m	600m	400m	200m
Section Times	1:04.05 [6] (0:08.65)	0:55.40 [7] (0:11.16)	0:44.24 [9] (0:10.99)	0:33.25 [10] (0:11.28)	0:21.97 [10] (0:10.67)	0:11.30 [10] (0:11.30)
Average Speed [km/h]	46.1	64.7	66.5	64.4	67.9	63.6
Top Speed [km/h]	63.2	66.1	67.6	67.2	69.5	67.9
Avg. Dist. to Rail [m]	3.0	2.1	2.4	2.3	3.4	4.6
Avg. Stride Freq. [Hz]	2.2	2.4	2.4	2.3	2.4	2.4
Avg. Stride Length [m]	5.6	7.6	7.7	7.7	7.8	7.3



- [] Ranking at each section and finish
- .-.- No data available at this section
- NA No data available



Horse/Jockey Name	Instagood
Final Rank	7
Fastest Section Time (Section)	0:08.81 (Overall)
Top Speed [km/h] (Section)	69.2 (1000m)
Race State	Finished



Doomben QLD Professional

Race 3: MORETON HIRE Class 3 Plate - 1110m

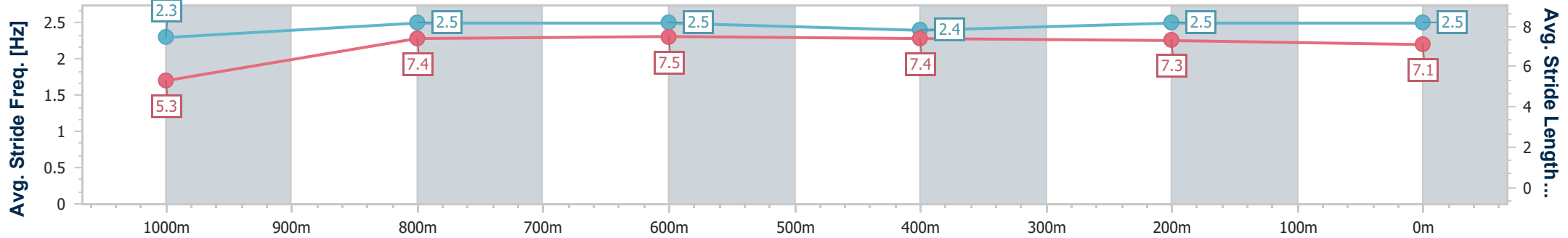
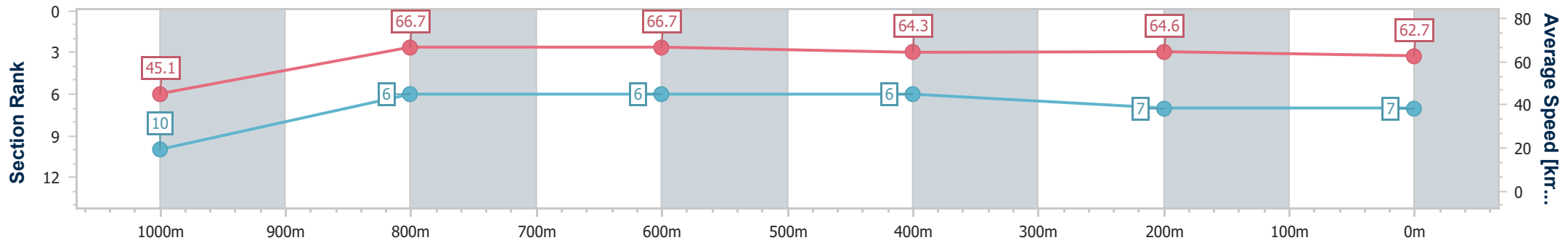
07 September 2024 - 13:08

Track Rating: Good 4, Weather: Fine, Rail Position: +1m Entire



BRISBANE RACING CLUB

Section	Overall	1000m	800m	600m	400m	200m
Section Times	1:04.12 [7] (0:08.81)	0:55.31 [10] (0:10.78)	0:44.53 [6] (0:10.76)	0:33.77 [6] (0:11.18)	0:22.59 [6] (0:11.11)	0:11.48 [7] (0:11.48)
Average Speed [km/h]	45.1	66.7	66.7	64.3	64.6	62.7
Top Speed [km/h]	60.8	69.2	67.5	66.2	65.6	67.1
Avg. Dist. to Rail [m]	5.0	0.2	0.5	0.4	1.0	0.5
Avg. Stride Freq. [Hz]	2.3	2.5	2.5	2.4	2.5	2.5
Avg. Stride Length [m]	5.3	7.4	7.5	7.4	7.3	7.1



- [] Ranking at each section and finish
- .-.- No data available at this section
- NA No data available



Horse/Jockey Name	Rainbow Connection
Final Rank	8
Fastest Section Time (Section)	0:08.78 (Overall)
Top Speed [km/h] (Section)	68.9 (800m)
Race State	Finished



Doomben QLD Professional

Race 3: MORETON HIRE Class 3 Plate - 1110m

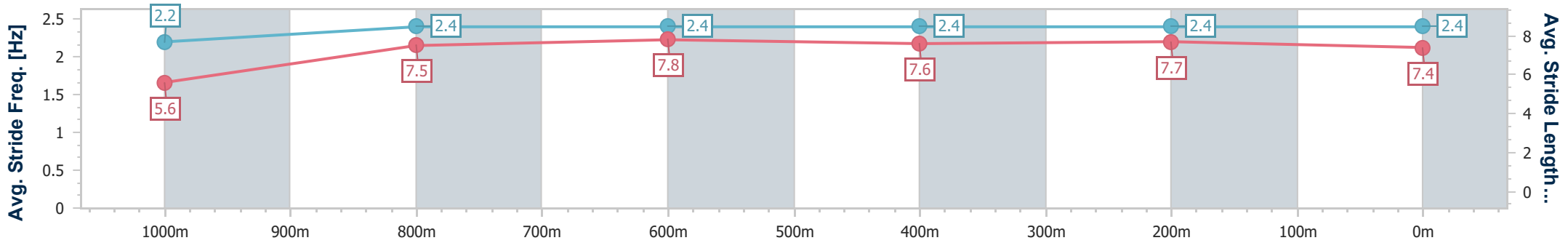
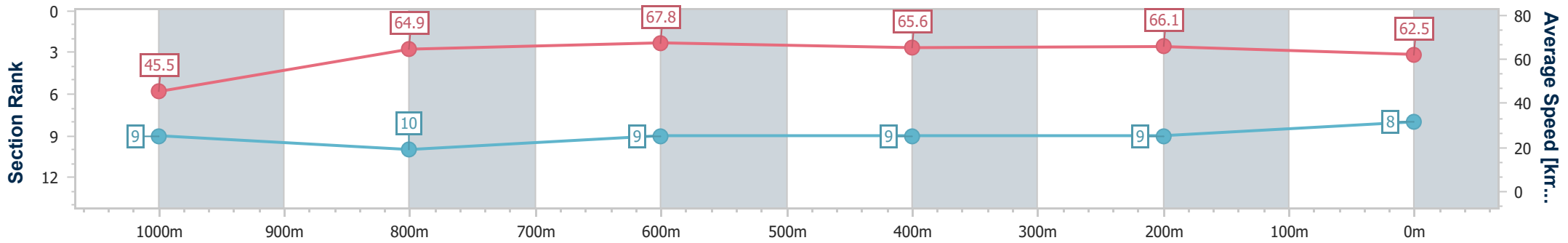
07 September 2024 - 13:08

Track Rating: Good 4, Weather: Fine, Rail Position: +1m Entire



BRISBANE RACING CLUB

Section	Overall	1000m	800m	600m	400m	200m
Section Times	1:04.23 [8] (0:08.78)	0:55.45 [9] (0:11.11)	0:44.34 [10] (0:10.73)	0:33.61 [9] (0:11.19)	0:22.42 [9] (0:10.92)	0:11.50 [9] (0:11.50)
Average Speed [km/h]	45.5	64.9	67.8	65.6	66.1	62.5
Top Speed [km/h]	62.6	68.5	68.9	68.5	67.3	65.4
Avg. Dist. to Rail [m]	8.0	1.1	2.5	3.0	2.9	4.0
Avg. Stride Freq. [Hz]	2.2	2.4	2.4	2.4	2.4	2.4
Avg. Stride Length [m]	5.6	7.5	7.8	7.6	7.7	7.4



- [] Ranking at each section and finish
- .-.- No data available at this section
- NA No data available



Horse/Jockey Name	Highbar
Final Rank	9
Fastest Section Time (Section)	0:08.68 (Overall)
Top Speed [km/h] (Section)	68.6 (800m)
Race State	Finished



Doomben QLD Professional

Race 3: MORETON HIRE Class 3 Plate - 1110m

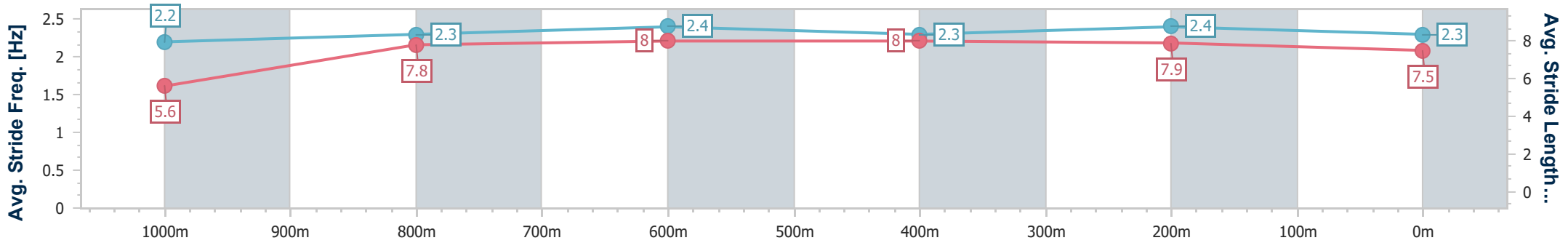
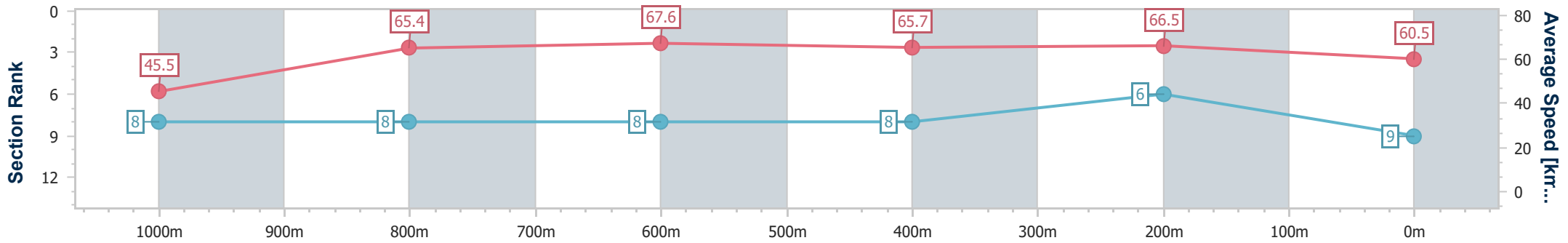
07 September 2024 - 13:08

Track Rating: Good 4, Weather: Fine, Rail Position: +1m Entire



BRISBANE RACING CLUB

Section	Overall	1000m	800m	600m	400m	200m
Section Times	1:04.50 [9] (0:08.68)	0:55.82 [8] (0:11.08)	0:44.74 [8] (0:10.84)	0:33.90 [8] (0:11.17)	0:22.73 [8] (0:10.86)	0:11.87 [6] (0:11.87)
Average Speed [km/h]	45.5	65.4	67.6	65.7	66.5	60.5
Top Speed [km/h]	63.4	65.9	68.6	67.7	68.6	64.1
Avg. Dist. to Rail [m]	9.4	2.0	3.6	3.1	3.1	3.7
Avg. Stride Freq. [Hz]	2.2	2.3	2.4	2.3	2.4	2.3
Avg. Stride Length [m]	5.6	7.8	8.0	8.0	7.9	7.5



- [] Ranking at each section and finish
- .-.- No data available at this section
- NA No data available



Horse/Jockey Name	Introducing
Final Rank	10
Fastest Section Time (Section)	0:08.32 (Overall)
Top Speed [km/h] (Section)	67.8 (1000m)
Race State	Finished



Doomben QLD Professional

Race 3: MORETON HIRE Class 3 Plate - 1110m

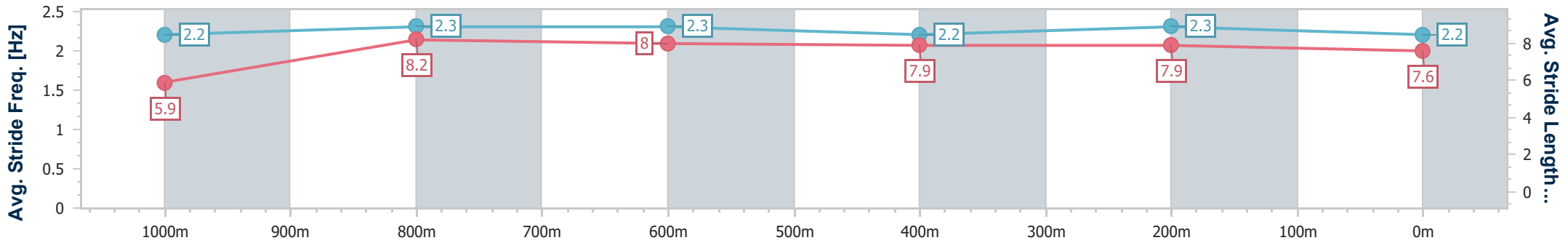
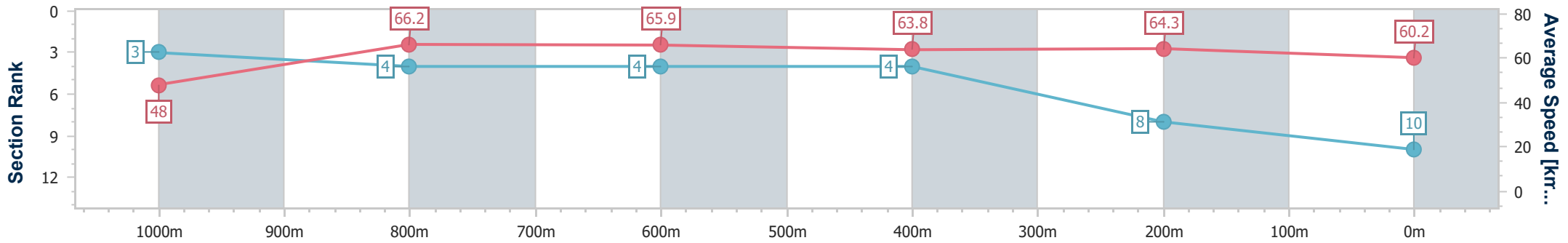
07 September 2024 - 13:08

Track Rating: Good 4, Weather: Fine, Rail Position: +1m Entire



BRISBANE RACING CLUB

Section	Overall	1000m	800m	600m	400m	200m
Section Times	1:04.64 [10] (0:08.32)	0:56.32 [3] (0:10.88)	0:45.44 [4] (0:11.01)	0:34.43 [4] (0:11.29)	0:23.14 [4] (0:11.22)	0:11.92 [8] (0:11.92)
Average Speed [km/h]	48.0	66.2	65.9	63.8	64.3	60.2
Top Speed [km/h]	64.5	67.8	66.9	66.2	64.7	63.1
Avg. Dist. to Rail [m]	4.9	0.5	1.3	1.0	0.8	0.8
Avg. Stride Freq. [Hz]	2.2	2.3	2.3	2.2	2.3	2.2
Avg. Stride Length [m]	5.9	8.2	8.0	7.9	7.9	7.6



- [] Ranking at each section and finish
- .-.- No data available at this section
- NA No data available



Doomben QLD Professional

Race 4: SKY RACING BENCHMARK 78 Handicap - 1200m

07 September 2024 - 13:43



BRISBANE
RACING CLUB

Track Rating: Good 3, Weather: Fine, Rail Position: +1m Entire

Section												Last 600m		
Field Times		Overall	1000m	800m	600m	400m	200m						0:34.44	
		1:08.92 (0:12.99)	0:55.93 (0:10.52)	0:45.41 (0:10.97)	0:34.44 (0:11.11)	0:23.33 (0:11.45)	0:11.88 (0:11.88)							
Rank	TAB	Horse/Jockey	Barrier	Top Speed [km/h]	Fastest Section							Margin	Distance Travelled [m]	
1	7	SAFEWORK Noel Callow	10	67.3 1000m	0:10.78 1000m	1:08.92 [1] (0:13.81)	0:55.11 [11] (0:10.78)	0:44.33 [11] (0:10.83)	0:33.50 [11] (0:10.88)	0:22.62 [11] (0:10.98)	0:11.64 [9] (0:11.64)	1:08.92	0:33.50	
2	4	DAYTONA Ryan Maloney	4	69.9 1000m	0:10.52 1000m	1:08.93 [2] (0:13.67)	0:55.26 [10] (0:10.52)	0:44.74 [10] (0:11.03)	0:33.71 [10] (0:10.91)	0:22.80 [9] (0:11.07)	0:11.73 [7] (0:11.73)	0.03L	0:33.71	+10
3	3	RALPHIE Andrew Mallyon	7	70.4 1000m	0:10.51 1000m	1:08.95 [3] (0:13.57)	0:55.38 [9] (0:10.51)	0:44.87 [9] (0:10.84)	0:34.03 [8] (0:10.98)	0:23.05 [7] (0:11.21)	0:11.84 [5] (0:11.84)	0.13L	0:34.03	+7
4	8	HE'S HEAVEN Samantha Collett	5	70.0 1000m	0:10.43 1000m	1:09.06 [4] (0:13.32)	0:55.74 [7] (0:10.43)	0:45.31 [6] (0:10.91)	0:34.40 [5] (0:11.18)	0:23.22 [5] (0:11.20)	0:12.02 [1] (0:12.02)	0.81L	0:34.40	+15
5	10	MEMORIA Melea Castle	9	69.6 1000m	0:10.56 1000m	1:09.48 [5] (0:12.99)	0:56.49 [1] (0:10.56)	0:45.93 [2] (0:10.93)	0:35.00 [1] (0:11.25)	0:23.75 [2] (0:11.31)	0:12.44 [2] (0:12.44)	3.26L	0:35.00	+8
6	18	LIVING FREE Emily Lang	11	71.4 1000m	0:10.48 1000m	1:09.59 [6] (0:13.10)	0:56.49 [3] (0:10.48)	0:46.01 [3] (0:10.95)	0:35.06 [2] (0:11.25)	0:23.81 [3] (0:11.42)	0:12.39 [7] (0:12.39)	3.89L	0:35.06	+8
7	11	HEROIC MISS Cejay Graham	1	70.2 1000m	0:10.60 1000m	1:09.63 [7] (0:13.20)	0:56.43 [5] (0:10.60)	0:45.83 [7] (0:11.06)	0:34.77 [7] (0:10.98)	0:23.79 [6] (0:11.34)	0:12.45 [6] (0:12.45)	4.15L	0:34.77	-1
8	1	DEVIL'S THROAT Cody Collis	2	69.5 1000m	0:10.51 1000m	1:09.69 [8] (0:13.45)	0:56.24 [8] (0:10.51)	0:45.73 [8] (0:11.09)	0:34.64 [9] (0:11.07)	0:23.57 [8] (0:11.24)	0:12.33 [10] (0:12.33)	4.48L	0:34.64	+0
9	12	I SEE YOU COMING Angela Jones	3	71.7 1000m	0:10.43 1000m	1:09.71 [9] (0:13.22)	0:56.49 [6] (0:10.43)	0:46.06 [5] (0:10.90)	0:35.16 [4] (0:11.28)	0:23.88 [4] (0:11.28)	0:12.60 [4] (0:12.60)	4.6L	0:35.16	+12
10	13	THIS IS ONE Les Tilley	16	71.5 Overall	0:10.50 1000m	1:09.72 [10] (0:13.01)	0:56.71 [2] (0:10.50)	0:46.21 [1] (0:11.04)	0:35.17 [3] (0:11.04)	0:24.13 [1] (0:11.50)	0:12.63 [3] (0:12.63)	4.67L	0:35.17	-6

Scratched: Ivan's Hero (#9), Beautantes (#17), En Pointe (#5), Caderas (#16), Hoot 'N' Holler (#15), Munitions (#2), Mahbaby (#6)

[] Ranking at each section and finish
 -:-:- No data available at this section
 NA No data available

SCN Saddle cloth number
 DNF Did not finish
 DNT Did not track



Doomben QLD Professional

Race 4: SKY RACING BENCHMARK 78 Handicap - 1200m

07 September 2024 - 13:43



BRISBANE
RACING CLUB

Track Rating: Good 3, Weather: Fine, Rail Position: +1m Entire

Section	Overall	1000m	800m	600m	400m	200m	Last 600m
Field Times	1:08.92 (0:12.99)	0:55.93 (0:10.52)	0:45.41 (0:10.97)	0:34.44 (0:11.11)	0:23.33 (0:11.45)	0:11.88 (0:11.88)	0:34.44

Rank	TAB	Horse/Jockey	Barrier	Top Speed [km/h]	Fastest Section	Margin	Distance Travelled [m]
11	14	SISTINE EXPLORER	6	72.0	0:10.46	8.59L	+13
		Boris Thornton		1000m	1000m		

Scratched: Ivan's Hero (#9), Beautantes (#17), En Pointe (#5), Caderas (#16), Hoot 'N' Holler (#15), Munitions (#2), Mahbaby (#6)

[] Ranking at each section and finish
 -:-:- No data available at this section
 NA No data available

SCN Saddle cloth number
 DNF Did not finish
 DNT Did not track



Horse/Jockey Name	Safework
Final Rank	1
Fastest Section Time (Section)	0:10.78 (1000m)
Top Speed [km/h] (Section)	67.3 (1000m)
Race State	Finished

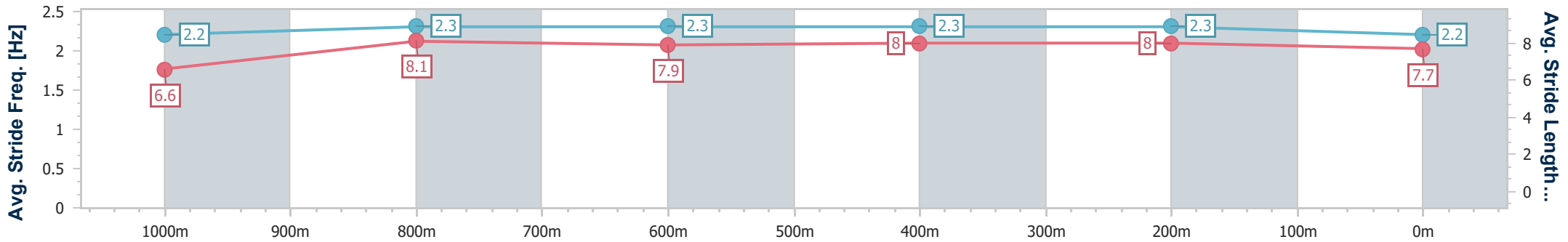
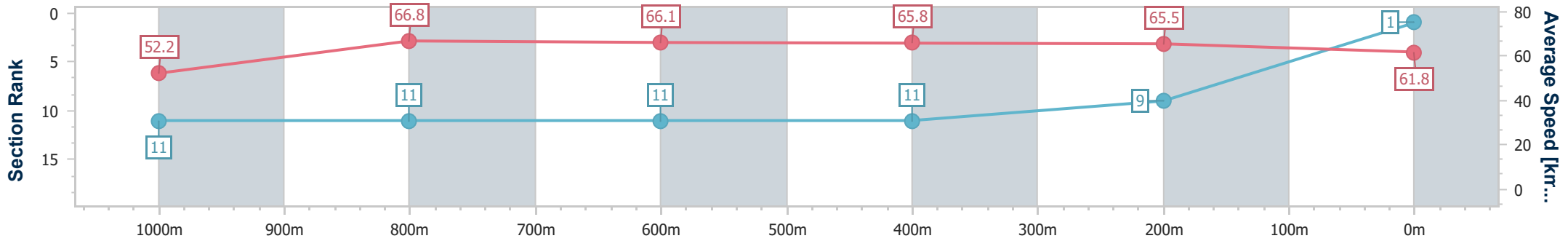


Doomben QLD Professional
Race 4: SKY RACING BENCHMARK 78 Handicap - 1200m
 07 September 2024 - 13:43
 Track Rating: Good 3, Weather: Fine, Rail Position: +1m Entire



BRISBANE
RACING CLUB

Section	Overall	1000m	800m	600m	400m	200m
Section Times	1:08.92 [1] (0:13.81)	0:55.11 [11] (0:10.78)	0:44.33 [11] (0:10.83)	0:33.50 [11] (0:10.88)	0:22.62 [11] (0:10.98)	0:11.64 [9] (0:11.64)
Average Speed [km/h]	52.2	66.8	66.1	65.8	65.5	61.8
Top Speed [km/h]	65.7	67.3	66.9	66.5	67.2	63.5
Avg. Dist. to Rail [m]	6.3	0.9	0.7	1.2	1.3	1.8
Avg. Stride Freq. [Hz]	2.2	2.3	2.3	2.3	2.3	2.2
Avg. Stride Length [m]	6.6	8.1	7.9	8.0	8.0	7.7



- [] Ranking at each section and finish
- .-.- No data available at this section
- NA No data available



Horse/Jockey Name	Daytona
Final Rank	2
Fastest Section Time (Section)	0:10.52 (1000m)
Top Speed [km/h] (Section)	69.9 (1000m)
Race State	Finished



Doomben QLD Professional

Race 4: SKY RACING BENCHMARK 78 Handicap - 1200m

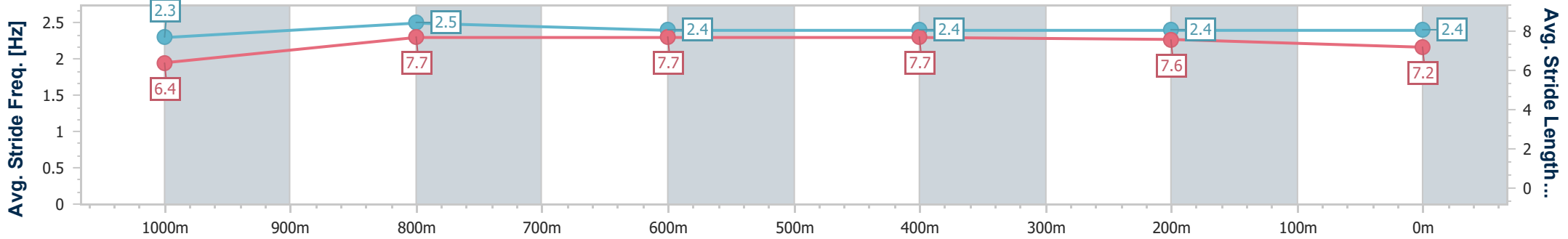
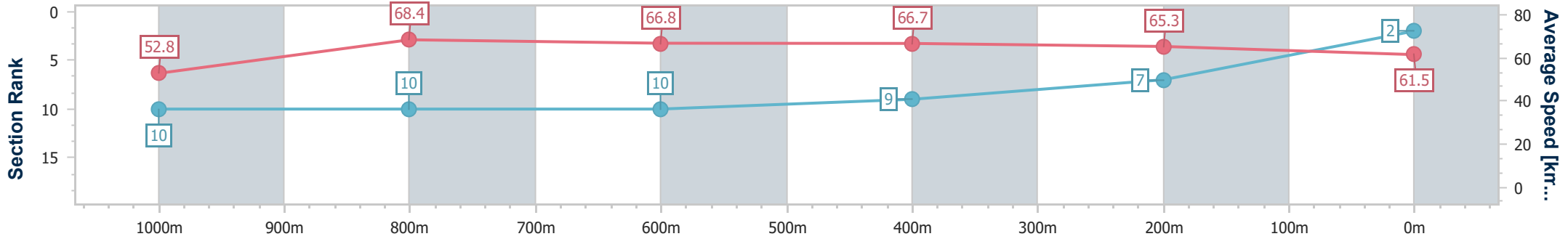
07 September 2024 - 13:43

Track Rating: Good 3, Weather: Fine, Rail Position: +1m Entire



BRISBANE RACING CLUB

Section	Overall	1000m	800m	600m	400m	200m
Section Times	1:08.93 [2] (0:13.67)	0:55.26 [10] (0:10.52)	0:44.74 [10] (0:11.03)	0:33.71 [10] (0:10.91)	0:22.80 [9] (0:11.07)	0:11.73 [7] (0:11.73)
Average Speed [km/h]	52.8	68.4	66.8	66.7	65.3	61.5
Top Speed [km/h]	67.7	69.9	69.9	68.6	66.5	63.5
Avg. Dist. to Rail [m]	2.7	0.7	4.0	2.5	2.7	3.8
Avg. Stride Freq. [Hz]	2.3	2.5	2.4	2.4	2.4	2.4
Avg. Stride Length [m]	6.4	7.7	7.7	7.7	7.6	7.2



- [] Ranking at each section and finish
- .-.- No data available at this section
- NA No data available



Horse/Jockey Name	Ralphie
Final Rank	3
Fastest Section Time (Section)	0:10.51 (1000m)
Top Speed [km/h] (Section)	70.4 (1000m)
Race State	Finished

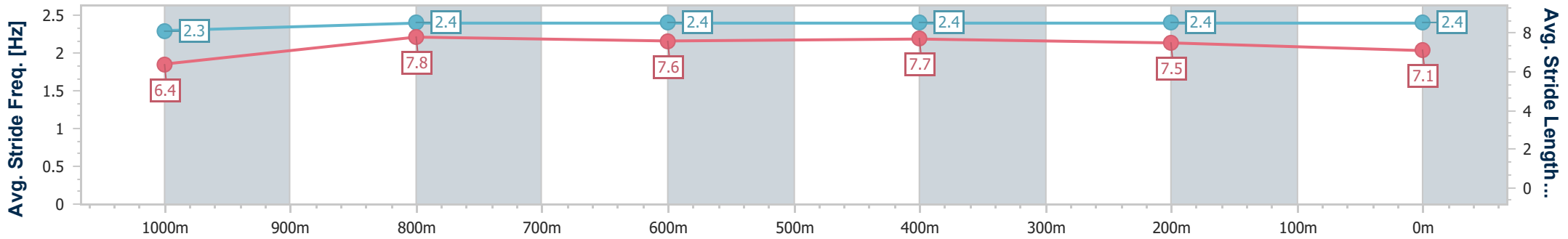
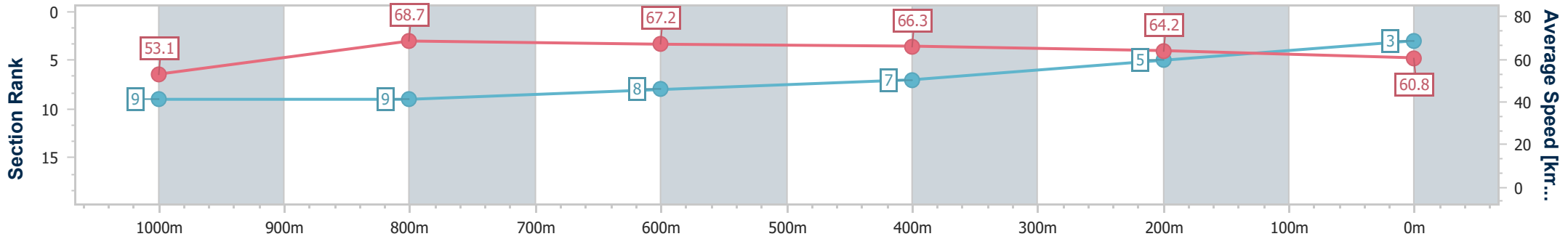


Doomben QLD Professional
Race 4: SKY RACING BENCHMARK 78 Handicap - 1200m
 07 September 2024 - 13:43
 Track Rating: Good 3, Weather: Fine, Rail Position: +1m Entire



BRISBANE
RACING CLUB

Section	Overall	1000m	800m	600m	400m	200m
Section Times	1:08.95 [3] (0:13.57)	0:55.38 [9] (0:10.51)	0:44.87 [9] (0:10.84)	0:34.03 [8] (0:10.98)	0:23.05 [7] (0:11.21)	0:11.84 [5] (0:11.84)
Average Speed [km/h]	53.1	68.7	67.2	66.3	64.2	60.8
Top Speed [km/h]	67.4	70.4	68.1	67.9	65.8	63.4
Avg. Dist. to Rail [m]	4.7	0.9	1.9	1.5	1.0	1.2
Avg. Stride Freq. [Hz]	2.3	2.4	2.4	2.4	2.4	2.4
Avg. Stride Length [m]	6.4	7.8	7.6	7.7	7.5	7.1



- [] Ranking at each section and finish
- .-.- No data available at this section
- NA No data available



Horse/Jockey Name	He's Heaven
Final Rank	4
Fastest Section Time (Section)	0:10.43 (1000m)
Top Speed [km/h] (Section)	70.0 (1000m)
Race State	Finished



Doomben QLD Professional

Race 4: SKY RACING BENCHMARK 78 Handicap - 1200m

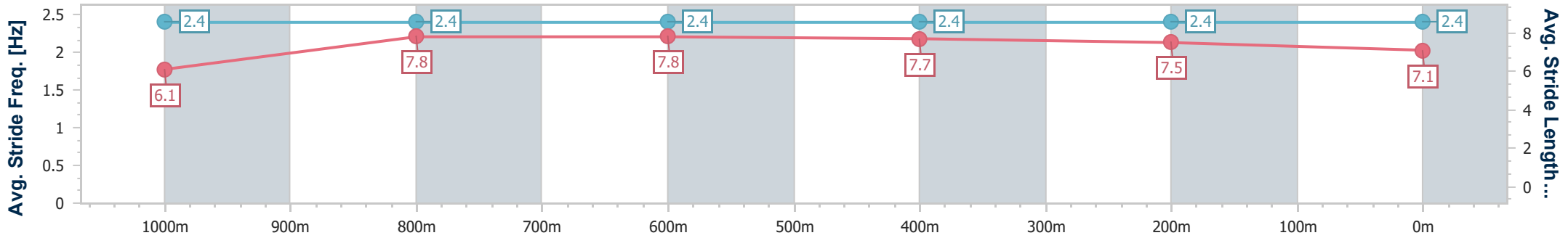
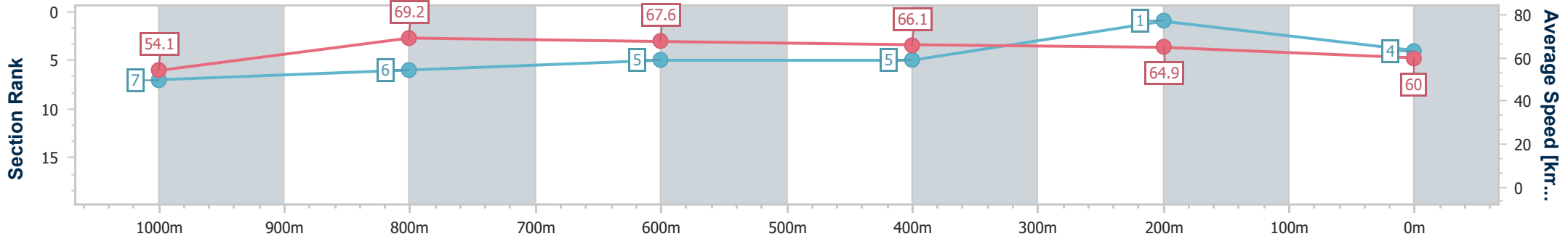
07 September 2024 - 13:43

Track Rating: Good 3, Weather: Fine, Rail Position: +1m Entire



BRISBANE RACING CLUB

Section	Overall	1000m	800m	600m	400m	200m
Section Times	1:09.06 [4] (0:13.32)	0:55.74 [7] (0:10.43)	0:45.31 [6] (0:10.91)	0:34.40 [5] (0:11.18)	0:23.22 [5] (0:11.20)	0:12.02 [1] (0:12.02)
Average Speed [km/h]	54.1	69.2	67.6	66.1	64.9	60.0
Top Speed [km/h]	68.9	70.0	68.5	66.8	66.4	64.2
Avg. Dist. to Rail [m]	3.9	1.4	4.4	4.9	4.8	3.3
Avg. Stride Freq. [Hz]	2.4	2.4	2.4	2.4	2.4	2.4
Avg. Stride Length [m]	6.1	7.8	7.8	7.7	7.5	7.1



- [] Ranking at each section and finish
- .-.- No data available at this section
- NA No data available



Horse/Jockey Name	Memoria
Final Rank	5
Fastest Section Time (Section)	0:10.56 (1000m)
Top Speed [km/h] (Section)	69.6 (1000m)
Race State	Finished



Doomben QLD Professional

Race 4: SKY RACING BENCHMARK 78 Handicap - 1200m

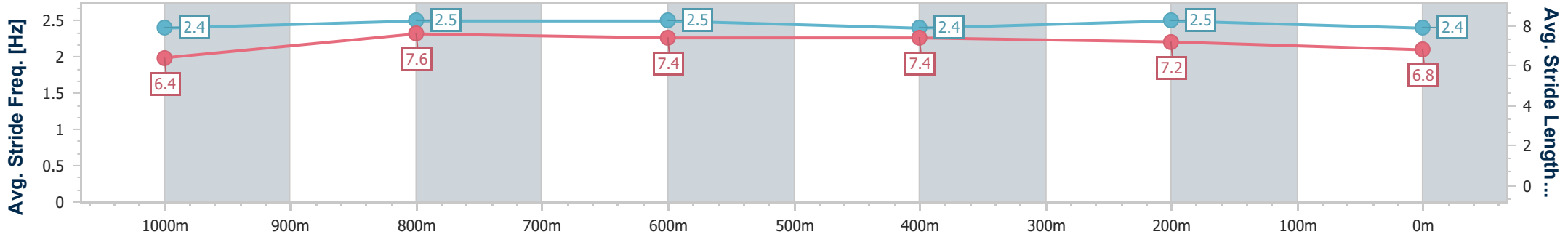
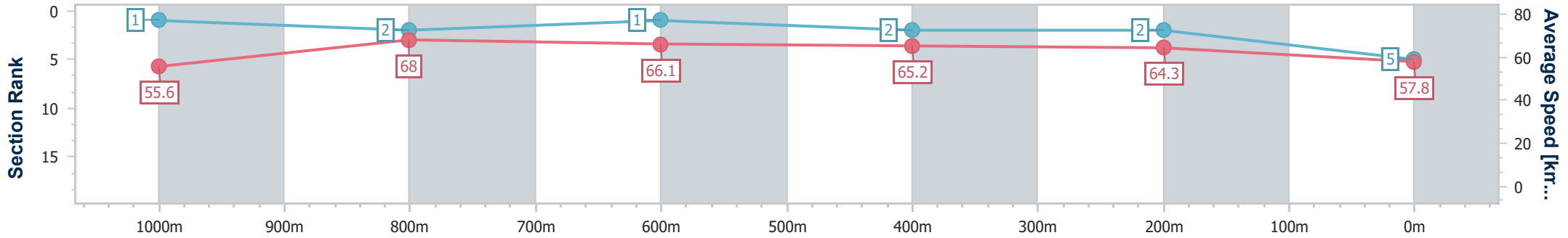
07 September 2024 - 13:43

Track Rating: Good 3, Weather: Fine, Rail Position: +1m Entire



BRISBANE RACING CLUB

Section	Overall	1000m	800m	600m	400m	200m
Section Times	1:09.48 [5] (0:12.99)	0:56.49 [1] (0:10.56)	0:45.93 [2] (0:10.93)	0:35.00 [1] (0:11.25)	0:23.75 [2] (0:11.31)	0:12.44 [2] (0:12.44)
Average Speed [km/h]	55.6	68.0	66.1	65.2	64.3	57.8
Top Speed [km/h]	69.4	69.6	67.2	67.2	65.2	62.5
Avg. Dist. to Rail [m]	5.2	0.8	1.3	3.3	1.7	0.4
Avg. Stride Freq. [Hz]	2.4	2.5	2.5	2.4	2.5	2.4
Avg. Stride Length [m]	6.4	7.6	7.4	7.4	7.2	6.8



- [] Ranking at each section and finish
- .-.-.- No data available at this section
- NA No data available



Horse/Jockey Name	Living Free
Final Rank	6
Fastest Section Time (Section)	0:10.48 (1000m)
Top Speed [km/h] (Section)	71.4 (1000m)
Race State	Finished

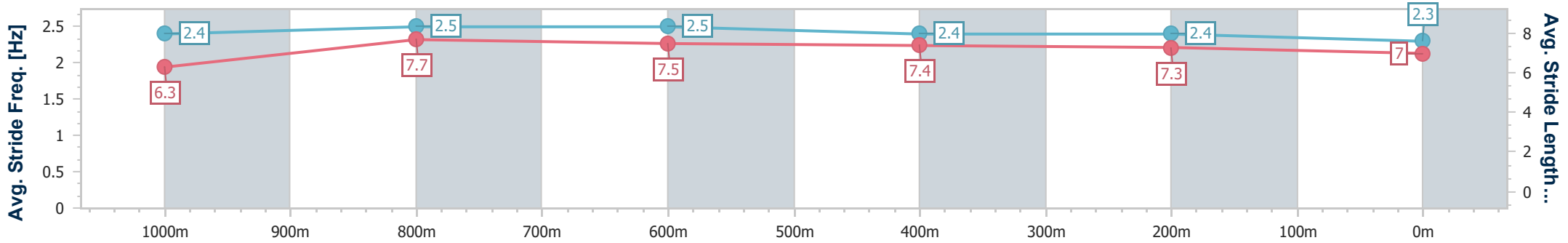
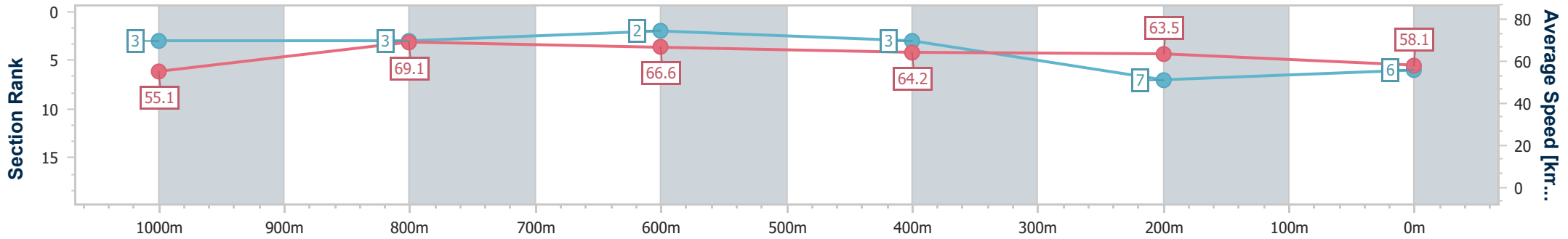


Doomben QLD Professional
Race 4: SKY RACING BENCHMARK 78 Handicap - 1200m
 07 September 2024 - 13:43
 Track Rating: Good 3, Weather: Fine, Rail Position: +1m Entire



BRISBANE
RACING CLUB

Section	Overall	1000m	800m	600m	400m	200m
Section Times	1:09.59 [6] (0:13.10)	0:56.49 [3] (0:10.48)	0:46.01 [3] (0:10.95)	0:35.06 [2] (0:11.25)	0:23.81 [3] (0:11.42)	0:12.39 [7] (0:12.39)
Average Speed [km/h]	55.1	69.1	66.6	64.2	63.5	58.1
Top Speed [km/h]	70.0	71.4	67.7	67.3	64.1	61.1
Avg. Dist. to Rail [m]	7.8	2.3	2.1	1.0	3.3	5.9
Avg. Stride Freq. [Hz]	2.4	2.5	2.5	2.4	2.4	2.3
Avg. Stride Length [m]	6.3	7.7	7.5	7.4	7.3	7.0



- [] Ranking at each section and finish
- .-.- No data available at this section
- NA No data available



Horse/Jockey Name	Heroic Miss
Final Rank	7
Fastest Section Time (Section)	0:10.60 (1000m)
Top Speed [km/h] (Section)	70.2 (1000m)
Race State	Finished

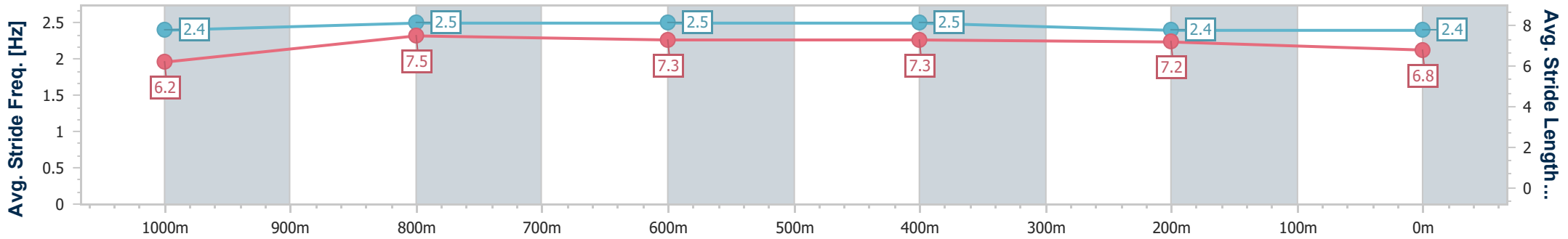
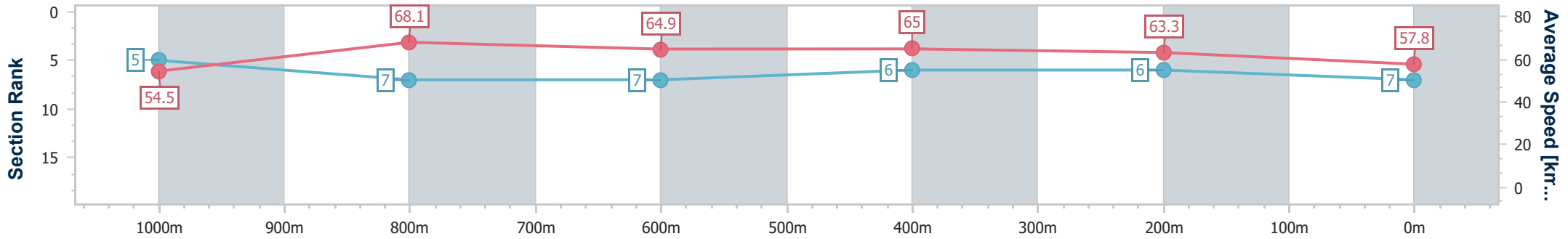


Doomben QLD Professional
Race 4: SKY RACING BENCHMARK 78 Handicap - 1200m
 07 September 2024 - 13:43
 Track Rating: Good 3, Weather: Fine, Rail Position: +1m Entire



BRISBANE
RACING CLUB

Section	Overall	1000m	800m	600m	400m	200m
Section Times	1:09.63 [7] (0:13.20)	0:56.43 [5] (0:10.60)	0:45.83 [7] (0:11.06)	0:34.77 [7] (0:10.98)	0:23.79 [6] (0:11.34)	0:12.45 [6] (0:12.45)
Average Speed [km/h]	54.5	68.1	64.9	65.0	63.3	57.8
Top Speed [km/h]	69.0	70.2	66.9	66.9	64.9	61.3
Avg. Dist. to Rail [m]	0.9	0.3	0.6	1.1	1.0	0.4
Avg. Stride Freq. [Hz]	2.4	2.5	2.5	2.5	2.4	2.4
Avg. Stride Length [m]	6.2	7.5	7.3	7.3	7.2	6.8



- [] Ranking at each section and finish
- .-.- No data available at this section
- NA No data available



Horse/Jockey Name	Devil's Throat
Final Rank	8
Fastest Section Time (Section)	0:10.51 (1000m)
Top Speed [km/h] (Section)	69.5 (1000m)
Race State	Finished



Doomben QLD Professional

Race 4: SKY RACING BENCHMARK 78 Handicap - 1200m

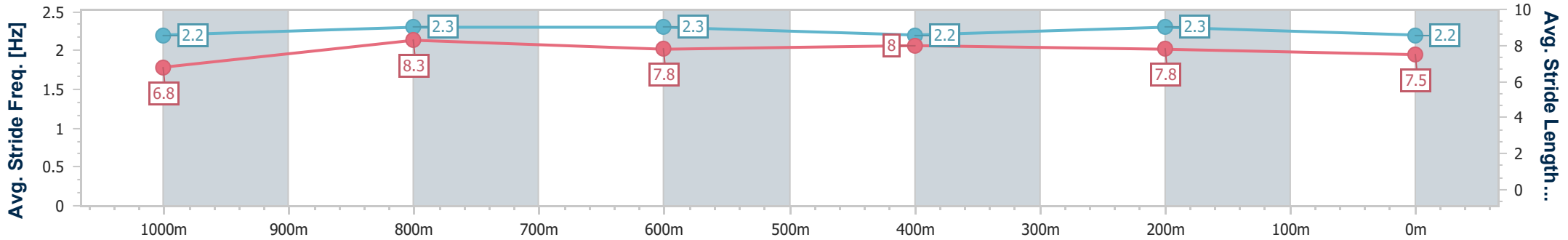
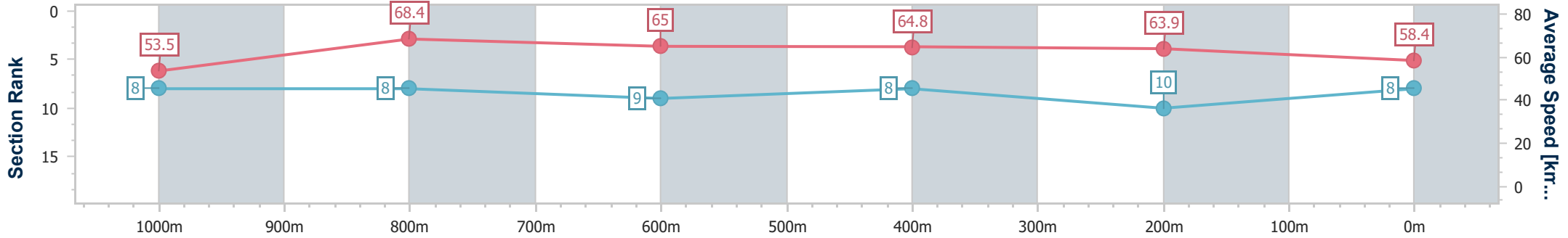
07 September 2024 - 13:43

Track Rating: Good 3, Weather: Fine, Rail Position: +1m Entire



BRISBANE RACING CLUB

Section	Overall	1000m	800m	600m	400m	200m
Section Times	1:09.69 [8] (0:13.45)	0:56.24 [8] (0:10.51)	0:45.73 [8] (0:11.09)	0:34.64 [9] (0:11.07)	0:23.57 [8] (0:11.24)	0:12.33 [10] (0:12.33)
Average Speed [km/h]	53.5	68.4	65.0	64.8	63.9	58.4
Top Speed [km/h]	68.4	69.5	66.7	65.7	65.0	62.4
Avg. Dist. to Rail [m]	1.7	0.3	0.3	0.8	0.7	1.4
Avg. Stride Freq. [Hz]	2.2	2.3	2.3	2.2	2.3	2.2
Avg. Stride Length [m]	6.8	8.3	7.8	8.0	7.8	7.5



- [] Ranking at each section and finish
- .-.- No data available at this section
- NA No data available



Horse/Jockey Name	I See You Coming
Final Rank	9
Fastest Section Time (Section)	0:10.43 (1000m)
Top Speed [km/h] (Section)	71.7 (1000m)
Race State	Finished



Doomben QLD Professional

Race 4: SKY RACING BENCHMARK 78 Handicap - 1200m

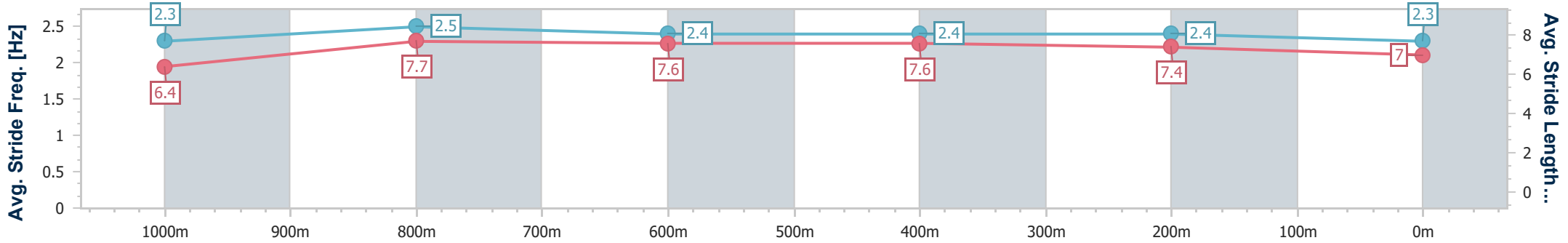
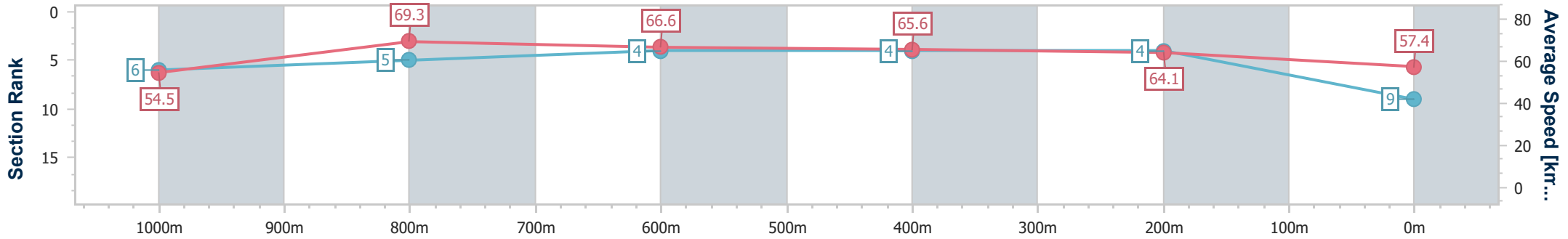
07 September 2024 - 13:43

Track Rating: Good 3, Weather: Fine, Rail Position: +1m Entire



BRISBANE RACING CLUB

Section	Overall	1000m	800m	600m	400m	200m
Section Times	1:09.71 [9] (0:13.22)	0:56.49 [6] (0:10.43)	0:46.06 [5] (0:10.90)	0:35.16 [4] (0:11.28)	0:23.88 [4] (0:11.28)	0:12.60 [4] (0:12.60)
Average Speed [km/h]	54.5	69.3	66.6	65.6	64.1	57.4
Top Speed [km/h]	69.3	71.7	67.8	67.0	65.2	62.1
Avg. Dist. to Rail [m]	2.0	0.6	2.5	4.3	4.0	4.1
Avg. Stride Freq. [Hz]	2.3	2.5	2.4	2.4	2.4	2.3
Avg. Stride Length [m]	6.4	7.7	7.6	7.6	7.4	7.0



- [] Ranking at each section and finish
- .-.- No data available at this section
- NA No data available



Horse/Jockey Name	This Is One
Final Rank	10
Fastest Section Time (Section)	0:10.50 (1000m)
Top Speed [km/h] (Section)	71.5 (Overall)
Race State	Finished



Doomben QLD Professional

Race 4: SKY RACING BENCHMARK 78 Handicap - 1200m

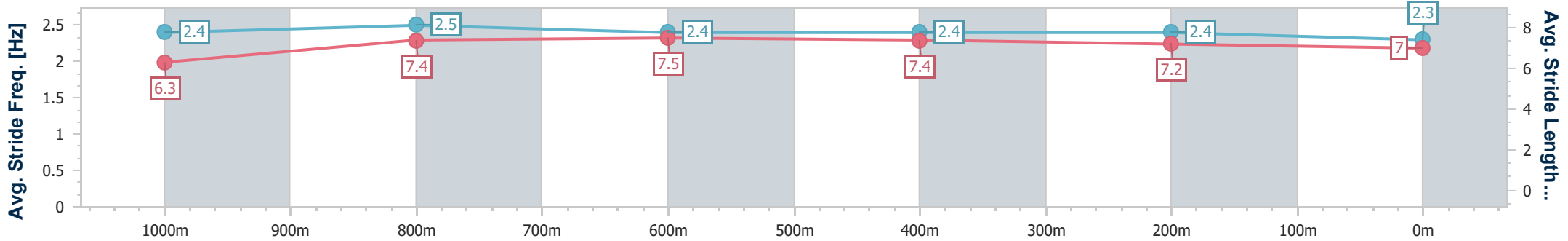
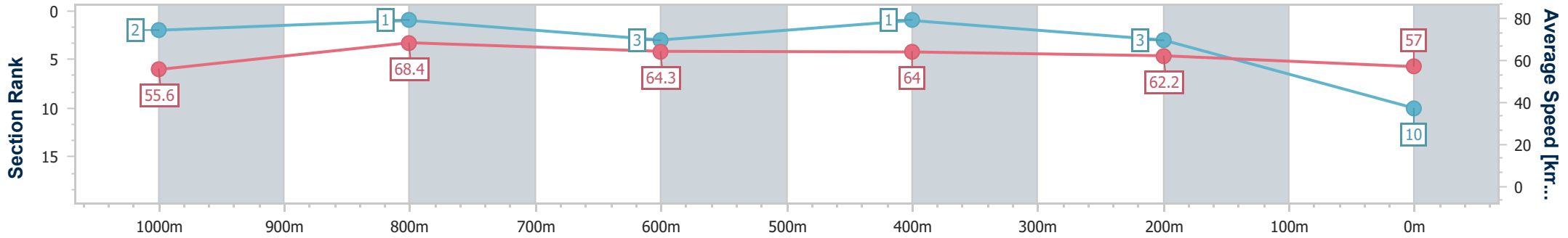
07 September 2024 - 13:43

Track Rating: Good 3, Weather: Fine, Rail Position: +1m Entire



BRISBANE RACING CLUB

Section	Overall	1000m	800m	600m	400m	200m
Section Times	1:09.72 [10] (0:13.01)	0:56.71 [2] (0:10.50)	0:46.21 [1] (0:11.04)	0:35.17 [3] (0:11.04)	0:24.13 [1] (0:11.50)	0:12.63 [3] (0:12.63)
Average Speed [km/h]	55.6	68.4	64.3	64.0	62.2	57.0
Top Speed [km/h]	71.5	71.3	67.3	67.4	64.1	61.6
Avg. Dist. to Rail [m]	10.8	1.1	2.6	3.8	2.1	1.3
Avg. Stride Freq. [Hz]	2.4	2.5	2.4	2.4	2.4	2.3
Avg. Stride Length [m]	6.3	7.4	7.5	7.4	7.2	7.0



- [] Ranking at each section and finish
- .-.- No data available at this section
- NA No data available



Horse/Jockey Name	Sistine Explorer
Final Rank	11
Fastest Section Time (Section)	0:10.46 (1000m)
Top Speed [km/h] (Section)	72.0 (1000m)
Race State	Finished

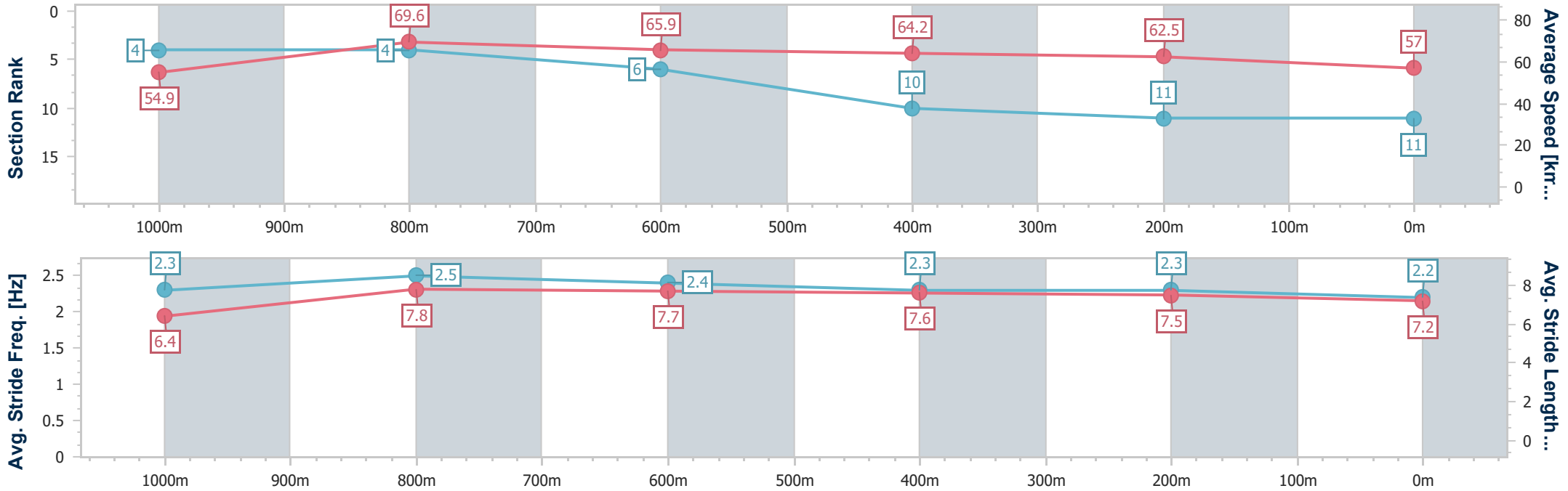


Doomben QLD Professional
Race 4: SKY RACING BENCHMARK 78 Handicap - 1200m
 07 September 2024 - 13:43
 Track Rating: Good 3, Weather: Fine, Rail Position: +1m Entire



BRISBANE
RACING CLUB

Section	Overall	1000m	800m	600m	400m	200m
Section Times	1:10.38 [11] (0:13.14)	0:57.24 [4] (0:10.46)	0:46.78 [4] (0:11.18)	0:35.60 [6] (0:11.39)	0:24.21 [10] (0:11.58)	0:12.63 [11] (0:12.63)
Average Speed [km/h]	54.9	69.6	65.9	64.2	62.5	57.0
Top Speed [km/h]	69.8	72.0	67.6	65.7	63.5	61.2
Avg. Dist. to Rail [m]	4.3	2.6	4.3	3.1	2.2	2.9
Avg. Stride Freq. [Hz]	2.3	2.5	2.4	2.3	2.3	2.2
Avg. Stride Length [m]	6.4	7.8	7.7	7.6	7.5	7.2



- [] Ranking at each section and finish
- .-.- No data available at this section
- NA No data available



Doomben QLD Professional

Race 5: LADBROKES OWN SPRING Class 6 Plate - 1350m

07 September 2024 - 14:18



BRISBANE
RACING CLUB

Track Rating: Good 3, Weather: Fine, Rail Position: +1m Entire

Section		Overall	1200m	1000m	800m	600m	400m	Last 600m				
Field Times		1:17.88 (0:10.36)	1:07.52 (0:10.39)	0:57.13 (0:10.99)	0:46.14 (0:11.31)	0:34.83 (0:11.03)	0:23.80 (0:11.45)	0:34.83				
Rank	TAB Horse/Jockey	Barrier	Top Speed [km/h]	Fastest Section	Distance Travelled [m]							
1	7 ATMOSPHERE Emily Lang	9	71.5 1200m	0:10.36 1200m	1:17.88 [1] (0:10.39)	1:07.49 [2] (0:10.36)	0:57.13 [1] (0:10.99)	0:46.14 [1] (0:11.31)	0:34.83 [1] (0:11.03)	0:23.80 [1] (0:11.45)	0:34.83	
2	9 NAVAL TRADER Nikita Beriman	4	70.0 1200m	0:10.53 1200m	1:17.97 [2] (0:10.78)	1:07.19 [5] (0:10.53)	0:56.66 [5] (0:10.89)	0:45.77 [4] (0:11.41)	0:34.36 [4] (0:11.08)	0:23.28 [4] (0:11.28)	0:34.36	+1
3	6 HOOT 'N' HOLLER Noel Callow	1	69.0 1200m	0:10.57 Overall	1:18.36 [3] (0:10.57)	1:07.79 [3] (0:10.57)	0:57.22 [3] (0:10.89)	0:46.33 [3] (0:11.36)	0:34.97 [3] (0:11.14)	0:23.83 [3] (0:11.23)	0:34.97	+4
4	8 IVAN'S HERO James Orman	6	69.1 1200m	0:10.59 1200m	1:18.78 [4] (0:10.60)	1:08.18 [4] (0:10.59)	0:57.59 [4] (0:11.02)	0:46.57 [5] (0:11.42)	0:35.15 [5] (0:11.13)	0:24.02 [5] (0:11.32)	0:35.15	+3
5	2 ALBURQ Marnu Potgieter	8	72.0 1200m	0:10.51 1200m	1:19.59 [5] (0:10.82)	1:08.77 [6] (0:10.51)	0:58.26 [6] (0:10.91)	0:47.35 [6] (0:11.44)	0:35.91 [6] (0:11.11)	0:24.80 [6] (0:11.66)	0:35.91	+2
6	5 KANAZAWA Boris Thornton	3	69.5 1200m	0:10.36 Overall	1:21.85 [6] (0:10.36)	1:11.49 [1] (0:10.50)	1:00.99 [2] (0:10.96)	0:50.03 [2] (0:11.37)	0:38.66 [2] (0:11.17)	0:27.49 [2] (0:11.75)	0:38.66	+3

Scratched: Diamond Model (#11), Bluff 'N' Bluster (#1), Devil's Throat (#4), Cloudland (#3), Plundering (#10)

[] Ranking at each section and finish
 -:-:-:- No data available at this section
 NA No data available

SCN Saddle cloth number
 DNF Did not finish
 DNT Did not track



Doomben QLD Professional

Race 5: LADBROKES OWN SPRING Class 6 Plate - 1350m

07 September 2024 - 14:18



BRISBANE
RACING CLUB

Track Rating: Good 3, Weather: Fine, Rail Position: +1m Entire

Section				200m				Last 600m	
Field Times				0:12.35 (0:12.35)				0:34.83	
Rank	TAB Horse/Jockey	Barrier	Top Speed [km/h]	Fastest Section	Margin				Distance Travelled [m]
1	7 ATMOSPHERE Emily Lang	9	71.5 1200m	0:10.36 1200m	0:12.35 [1] (0:12.35)	1:17.88		0:34.83	
2	9 NAVAL TRADER Nikita Beriman	4	70.0 1200m	0:10.53 1200m	0:12.00 [3] (0:12.00)	0.51L		0:34.36	+1
3	6 HOOT 'N' HOLLER Noel Callow	1	69.0 1200m	0:10.57 Overall	0:12.60 [2] (0:12.60)	2.83L		0:34.97	+4
4	8 IVAN'S HERO James Orman	6	69.1 1200m	0:10.59 1200m	0:12.70 [4] (0:12.70)	5.28L		0:35.15	+3
5	2 ALBURQ Marnu Potgieter	8	72.0 1200m	0:10.51 1200m	0:13.14 [6] (0:13.14)	10.05L		0:35.91	+2
6	5 KANAZAWA Boris Thornton	3	69.5 1200m	0:10.36 Overall	0:15.74 [5] (0:15.74)	23.34L		0:38.66	+3

Scratched: Diamond Model (#11), Bluff 'N' Bluster (#1), Devil's Throat (#4), Cloudland (#3), Plundering (#10)



Horse/Jockey Name	Atmosphere
Final Rank	1
Fastest Section Time (Section)	0:10.36 (1200m)
Top Speed [km/h] (Section)	71.5 (1200m)
Race State	Finished



Doomben QLD Professional

Race 5: LADBROKES OWN SPRING Class 6 Plate - 1350m

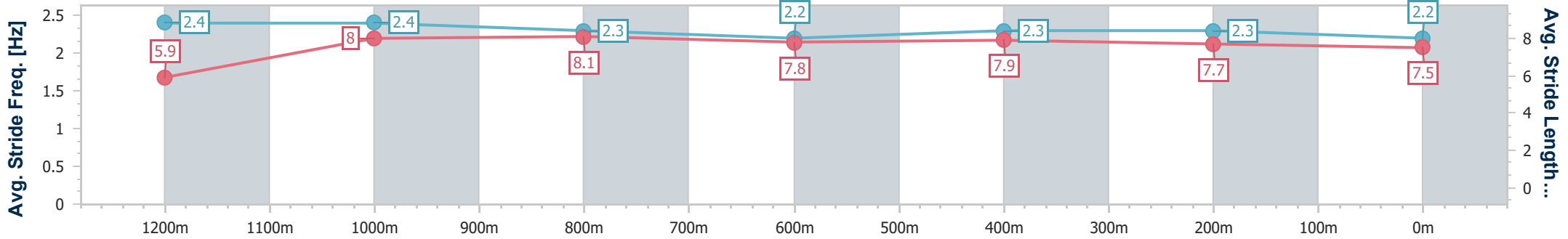
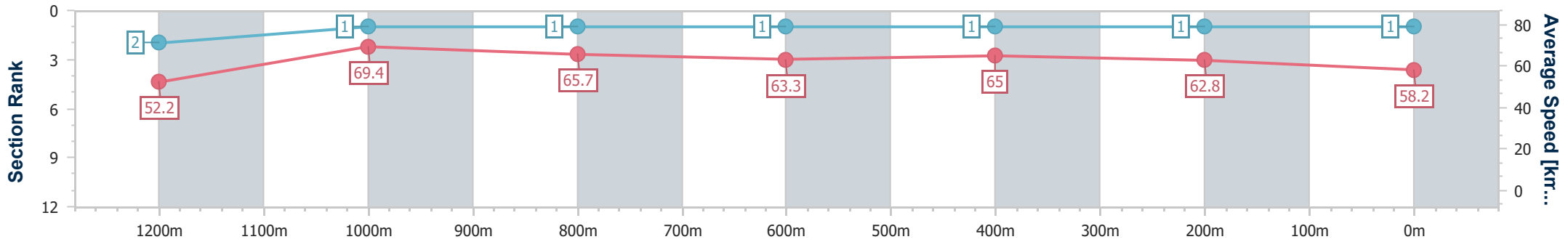
07 September 2024 - 14:18

Track Rating: Good 3, Weather: Fine, Rail Position: +1m Entire



BRISBANE RACING CLUB

Section	Overall	1200m	1000m	800m	600m	400m	200m
Section Times	1:17.88 [1] (0:10.39)	1:07.49 [2] (0:10.36)	0:57.13 [1] (0:10.99)	0:46.14 [1] (0:11.31)	0:34.83 [1] (0:11.03)	0:23.80 [1] (0:11.45)	0:12.35 [1] (0:12.35)
Average Speed [km/h]	52.2	69.4	65.7	63.3	65.0	62.8	58.2
Top Speed [km/h]	69.7	71.5	67.4	65.2	65.3	64.0	61.2
Avg. Dist. to Rail [m]	7.4	1.4	0.2	0.6	1.1	0.6	0.9
Avg. Stride Freq. [Hz]	2.4	2.4	2.3	2.2	2.3	2.3	2.2
Avg. Stride Length [m]	5.9	8.0	8.1	7.8	7.9	7.7	7.5



- [] Ranking at each section and finish
- .-.- No data available at this section
- NA No data available



Horse/Jockey Name	Naval Trader
Final Rank	2
Fastest Section Time (Section)	0:10.53 (1200m)
Top Speed [km/h] (Section)	70.0 (1200m)
Race State	Finished



Doomben QLD Professional

Race 5: LADBROKES OWN SPRING Class 6 Plate - 1350m

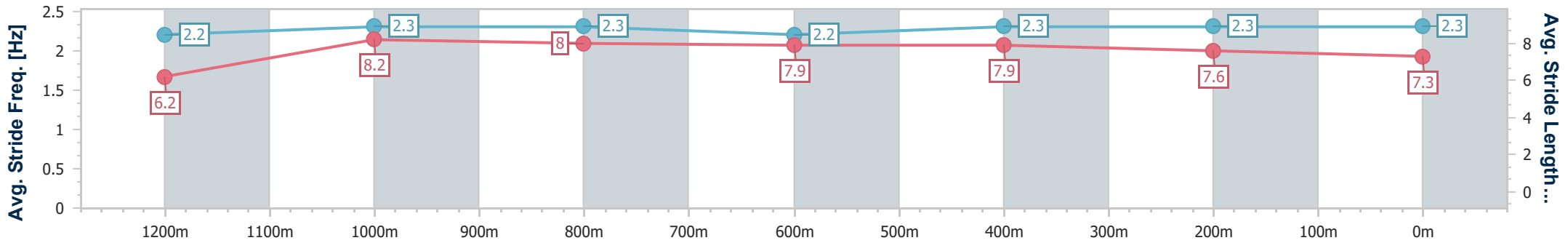
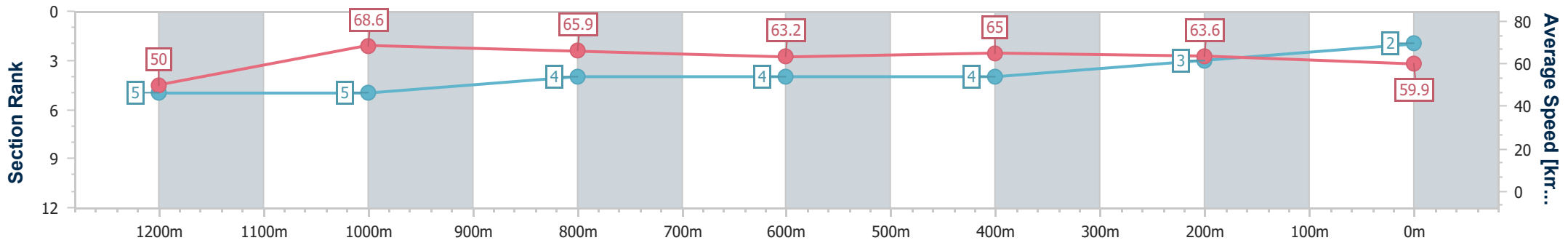
07 September 2024 - 14:18

Track Rating: Good 3, Weather: Fine, Rail Position: +1m Entire



BRISBANE RACING CLUB

Section	Overall	1200m	1000m	800m	600m	400m	200m
Section Times	1:17.97 [2] (0:10.78)	1:07.19 [5] (0:10.53)	0:56.66 [5] (0:10.89)	0:45.77 [4] (0:11.41)	0:34.36 [4] (0:11.08)	0:23.28 [4] (0:11.28)	0:12.00 [3] (0:12.00)
Average Speed [km/h]	50.0	68.6	65.9	63.2	65.0	63.6	59.9
Top Speed [km/h]	68.1	70.0	67.6	64.8	65.8	66.2	62.4
Avg. Dist. to Rail [m]	4.4	0.4	0.4	0.2	0.5	0.7	0.8
Avg. Stride Freq. [Hz]	2.2	2.3	2.3	2.2	2.3	2.3	2.3
Avg. Stride Length [m]	6.2	8.2	8.0	7.9	7.9	7.6	7.3



- [] Ranking at each section and finish
- .-.- No data available at this section
- NA No data available



Horse/Jockey Name	Hoot 'N' Holler
Final Rank	3
Fastest Section Time (Section)	0:10.57 (Overall)
Top Speed [km/h] (Section)	69.0 (1200m)
Race State	Finished



Doomben QLD Professional

Race 5: LADBROKES OWN SPRING Class 6 Plate - 1350m

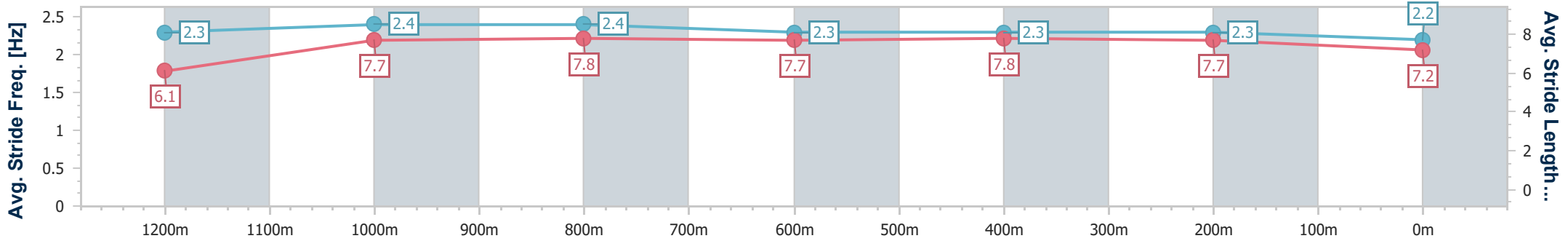
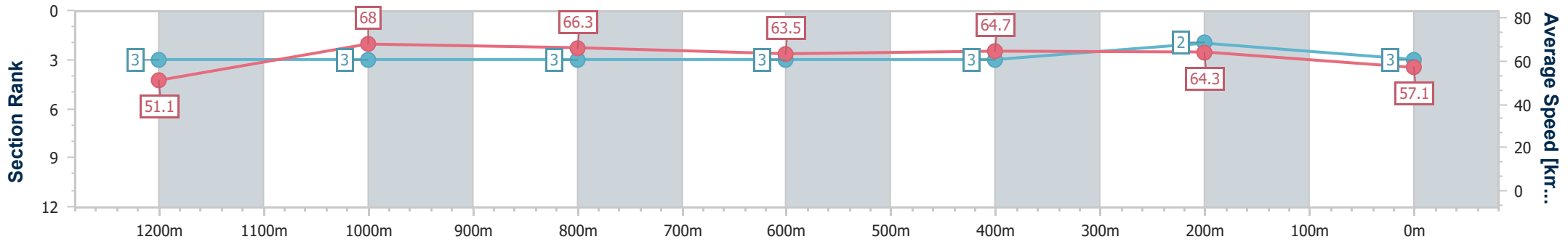
07 September 2024 - 14:18

Track Rating: Good 3, Weather: Fine, Rail Position: +1m Entire



BRISBANE RACING CLUB

Section	Overall	1200m	1000m	800m	600m	400m	200m
Section Times	1:18.36 [3] (0:10.57)	1:07.79 [3] (0:10.57)	0:57.22 [3] (0:10.89)	0:46.33 [3] (0:11.36)	0:34.97 [3] (0:11.14)	0:23.83 [3] (0:11.23)	0:12.60 [2] (0:12.60)
Average Speed [km/h]	51.1	68.0	66.3	63.5	64.7	64.3	57.1
Top Speed [km/h]	66.6	69.0	68.3	64.9	65.7	66.3	61.5
Avg. Dist. to Rail [m]	2.3	0.6	0.2	0.4	0.8	2.3	2.1
Avg. Stride Freq. [Hz]	2.3	2.4	2.4	2.3	2.3	2.3	2.2
Avg. Stride Length [m]	6.1	7.7	7.8	7.7	7.8	7.7	7.2



- [] Ranking at each section and finish
- .-.- No data available at this section
- NA No data available



Horse/Jockey Name	Ivan's Hero
Final Rank	4
Fastest Section Time (Section)	0:10.59 (1200m)
Top Speed [km/h] (Section)	69.1 (1200m)
Race State	Finished



Doomben QLD Professional

Race 5: LADBROKES OWN SPRING Class 6 Plate - 1350m

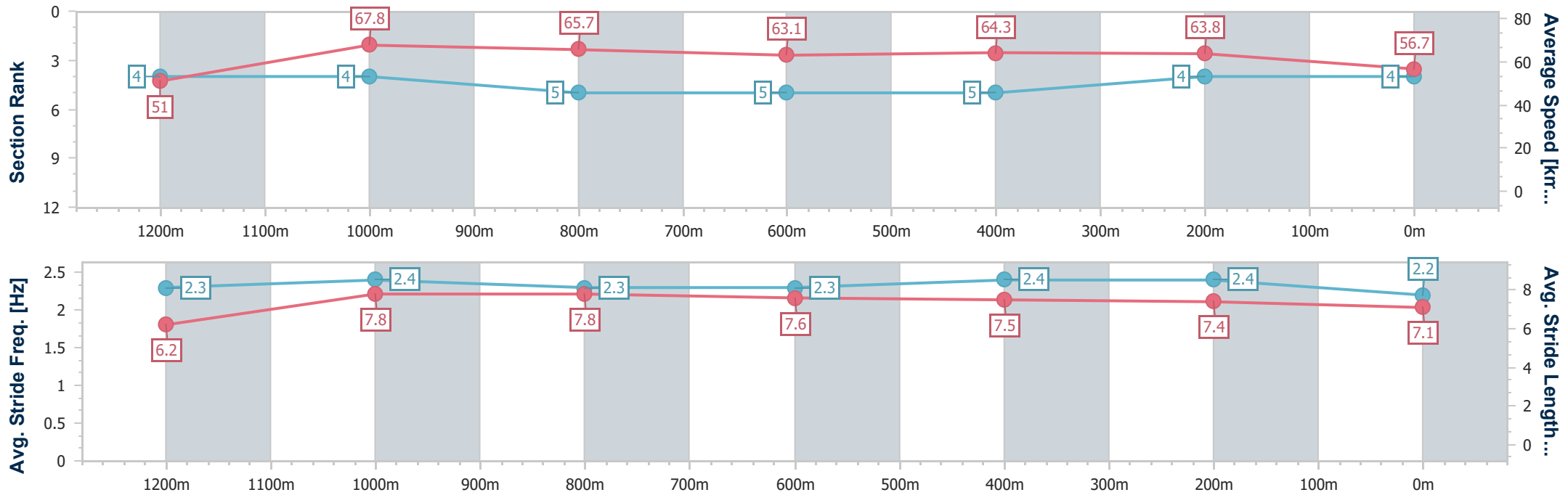
07 September 2024 - 14:18

Track Rating: Good 3, Weather: Fine, Rail Position: +1m Entire



BRISBANE RACING CLUB

Section	Overall	1200m	1000m	800m	600m	400m	200m
Section Times	1:18.78 [4] (0:10.60)	1:08.18 [4] (0:10.59)	0:57.59 [4] (0:11.02)	0:46.57 [5] (0:11.42)	0:35.15 [5] (0:11.13)	0:24.02 [5] (0:11.32)	0:12.70 [4] (0:12.70)
Average Speed [km/h]	51.0	67.8	65.7	63.1	64.3	63.8	56.7
Top Speed [km/h]	66.9	69.1	68.1	65.4	65.8	65.9	60.5
Avg. Dist. to Rail [m]	5.2	1.0	1.2	0.4	0.6	1.3	2.0
Avg. Stride Freq. [Hz]	2.3	2.4	2.3	2.3	2.4	2.4	2.2
Avg. Stride Length [m]	6.2	7.8	7.8	7.6	7.5	7.4	7.1



- [] Ranking at each section and finish
- .-.- No data available at this section
- NA No data available



Horse/Jockey Name	Alburq
Final Rank	5
Fastest Section Time (Section)	0:10.51 (1200m)
Top Speed [km/h] (Section)	72.0 (1200m)
Race State	Finished



Doomben QLD Professional

Race 5: LADBROKES OWN SPRING Class 6 Plate - 1350m

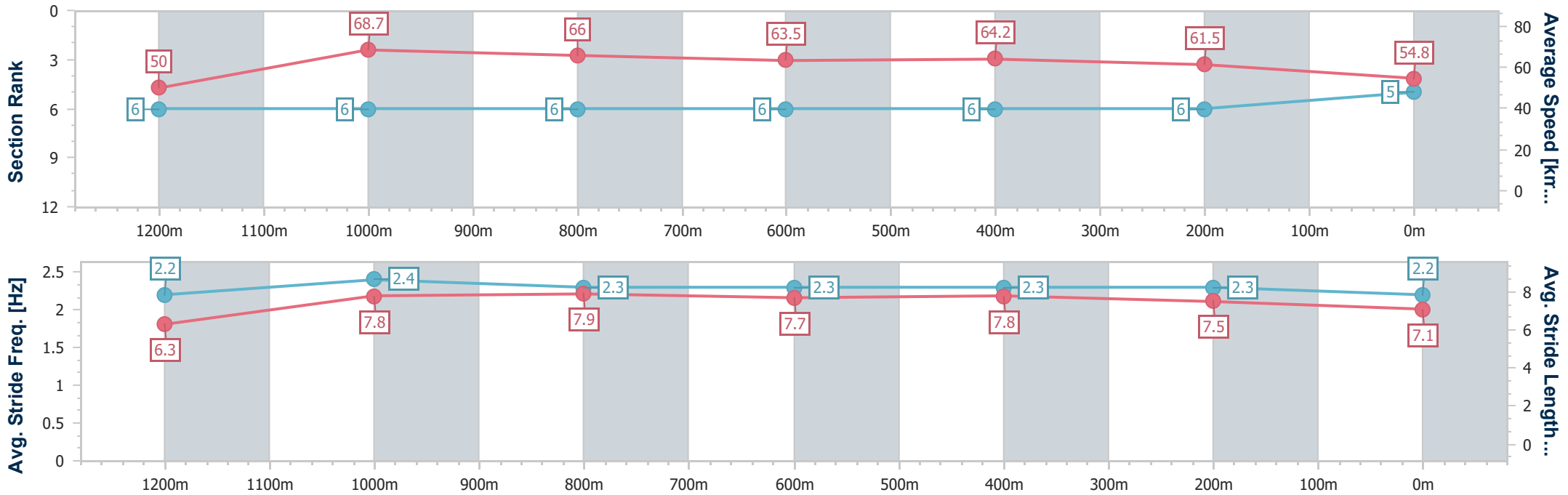
07 September 2024 - 14:18

Track Rating: Good 3, Weather: Fine, Rail Position: +1m Entire



BRISBANE RACING CLUB

Section	Overall	1200m	1000m	800m	600m	400m	200m
Section Times	1:19.59 [5] (0:10.82)	1:08.77 [6] (0:10.51)	0:58.26 [6] (0:10.91)	0:47.35 [6] (0:11.44)	0:35.91 [6] (0:11.11)	0:24.80 [6] (0:11.66)	0:13.14 [6] (0:13.14)
Average Speed [km/h]	50.0	68.7	66.0	63.5	64.2	61.5	54.8
Top Speed [km/h]	66.8	72.0	68.1	63.8	65.4	63.0	58.7
Avg. Dist. to Rail [m]	5.8	1.2	1.3	0.8	0.9	1.4	3.0
Avg. Stride Freq. [Hz]	2.2	2.4	2.3	2.3	2.3	2.3	2.2
Avg. Stride Length [m]	6.3	7.8	7.9	7.7	7.8	7.5	7.1



- [] Ranking at each section and finish
- .-.- No data available at this section
- NA No data available



Horse/Jockey Name	Kanazawa
Final Rank	6
Fastest Section Time (Section)	0:10.36 (Overall)
Top Speed [km/h] (Section)	69.5 (1200m)
Race State	Finished



Doomben QLD Professional

Race 5: LADBROKES OWN SPRING Class 6 Plate - 1350m

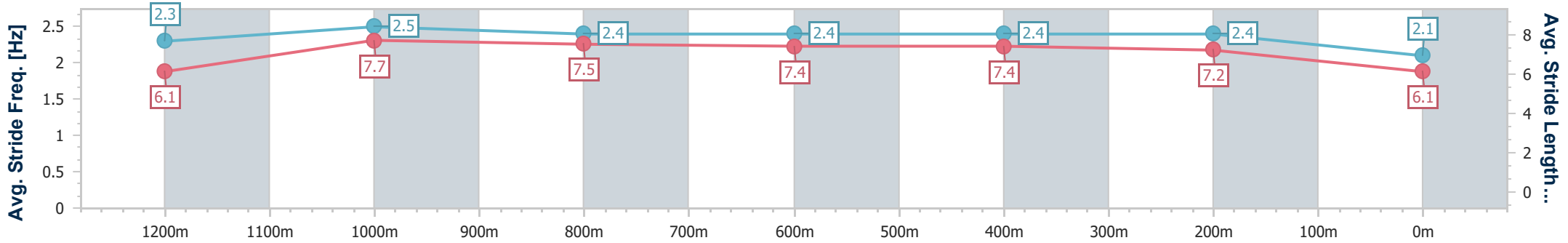
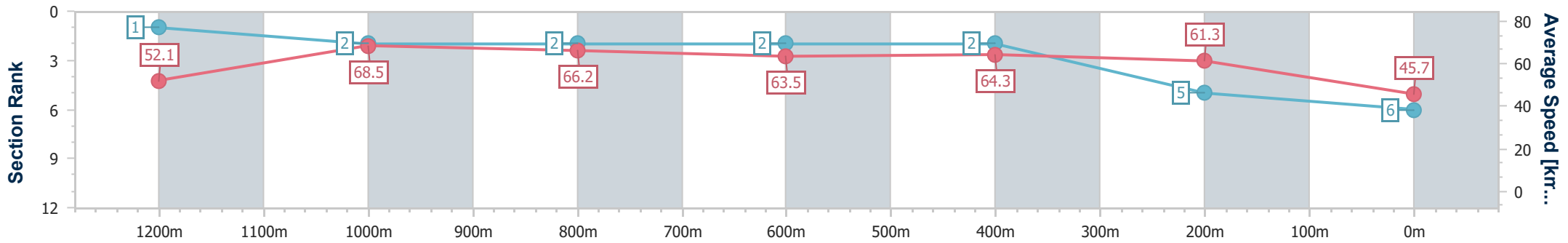
07 September 2024 - 14:18

Track Rating: Good 3, Weather: Fine, Rail Position: +1m Entire



BRISBANE RACING CLUB

Section	Overall	1200m	1000m	800m	600m	400m	200m
Section Times	1:21.85 [6] (0:10.36)	1:11.49 [1] (0:10.50)	1:00.99 [2] (0:10.96)	0:50.03 [2] (0:11.37)	0:38.66 [2] (0:11.17)	0:27.49 [2] (0:11.75)	0:15.74 [5] (0:15.74)
Average Speed [km/h]	52.1	68.5	66.2	63.5	64.3	61.3	45.7
Top Speed [km/h]	68.6	69.5	68.8	65.8	66.2	64.2	55.7
Avg. Dist. to Rail [m]	3.9	0.4	1.5	1.0	0.6	1.7	1.9
Avg. Stride Freq. [Hz]	2.3	2.5	2.4	2.4	2.4	2.4	2.1
Avg. Stride Length [m]	6.1	7.7	7.5	7.4	7.4	7.2	6.1



- [] Ranking at each section and finish
- .-.- No data available at this section
- NA No data available



Doomben QLD Professional

Race 6: DRINKWISE BENCHMARK 90 Handicap - 2000m

07 September 2024 - 14:54



BRISBANE
RACING CLUB

Track Rating: Good 3, Weather: Fine, Rail Position: +1m Entire

Section		Overall	1800m	1600m	1400m	1200m	1000m	800m	Last 600m				
Field Times		2:01.86 (0:13.82)	1:48.04 (0:11.69)	1:36.35 (0:12.53)	1:23.82 (0:12.58)	1:11.24 (0:12.35)	0:58.89 (0:12.25)	0:46.64 (0:11.71)	0:34.93				
Rank	TAB Horse/Jockey	Barrier	Top Speed [km/h]	Fastest Section									Distance Travelled [m]
1	8 CABOCHE James Orman	11	66.7 400m	0:11.01 400m	2:01.86 [1] (0:14.29)	1:47.57 [6] (0:12.02)	1:35.55 [6] (0:12.50)	1:23.05 [6] (0:12.51)	1:10.54 [6] (0:12.30)	0:58.24 [6] (0:12.18)	0:46.06 [6] (0:11.69)	0:34.37	
2	3 TIDAL CREEK Cody Collis	13	65.6 Overall	0:11.35 600m	2:01.93 [2] (0:14.13)	1:47.80 [3] (0:11.69)	1:36.11 [3] (0:12.44)	1:23.67 [3] (0:12.41)	1:11.26 [2] (0:12.36)	0:58.90 [2] (0:12.21)	0:46.69 [2] (0:11.83)	0:34.86	-3
3	1 RED WAVE Melea Castle	6	64.0 400m	0:11.39 400m	2:02.08 [3] (0:14.27)	1:47.81 [5] (0:11.67)	1:36.14 [4] (0:12.60)	1:23.54 [5] (0:12.59)	1:10.95 [5] (0:12.33)	0:58.62 [5] (0:12.26)	0:46.36 [5] (0:11.72)	0:34.64	-4
4	11 ARTS OBJECT Cejay Graham	7	64.7 400m	0:11.37 400m	2:02.21 [4] (0:14.16)	1:48.05 [4] (0:11.88)	1:36.17 [5] (0:12.48)	1:23.69 [4] (0:12.56)	1:11.13 [4] (0:12.34)	0:58.79 [4] (0:12.23)	0:46.56 [4] (0:11.67)	0:34.89	+1
5	14 THIS'LLBETHEONE Taylor Marshall	12	65.9 Overall	0:11.37 400m	2:02.23 [5] (0:13.82)	1:48.41 [1] (0:11.69)	1:36.72 [1] (0:12.53)	1:24.19 [1] (0:12.58)	1:11.61 [1] (0:12.35)	0:59.26 [1] (0:12.25)	0:47.01 [1] (0:11.71)	0:35.30	-4
6	12 WAIRERE FALLS Robbie Dolan	3	66.6 600m	0:11.06 400m	2:02.25 [6] (0:14.74)	1:47.51 [9] (0:12.04)	1:35.47 [9] (0:12.56)	1:22.91 [9] (0:12.40)	1:10.51 [9] (0:12.37)	0:58.14 [9] (0:12.21)	0:45.93 [9] (0:11.63)	0:34.30	-1
7	10 HOT SPRING GOLD Nikita Beriman	10	65.4 Overall	0:11.41 600m	2:02.57 [7] (0:13.92)	1:48.65 [2] (0:11.71)	1:36.94 [2] (0:12.61)	1:24.33 [2] (0:12.63)	1:11.70 [3] (0:12.37)	0:59.33 [3] (0:12.24)	0:47.09 [3] (0:11.76)	0:35.33	-7
8	6 ROGUE BEAR Andrew Mallyon	5	65.0 600m	0:11.35 400m	2:02.59 [8] (0:14.48)	1:48.11 [8] (0:12.07)	1:36.04 [8] (0:12.51)	1:23.53 [8] (0:12.44)	1:11.09 [8] (0:12.32)	0:58.77 [8] (0:12.22)	0:46.55 [8] (0:11.69)	0:34.86	-4
9	5 LORD ARDMORE Jag Guthmann-Chester	1	63.9 600m	0:11.46 600m	2:02.59 [9] (0:14.47)	1:48.12 [7] (0:11.89)	1:36.23 [7] (0:12.55)	1:23.68 [7] (0:12.53)	1:11.15 [7] (0:12.38)	0:58.77 [7] (0:12.18)	0:46.59 [7] (0:11.63)	0:34.96	-4
10	7 OTYRAR Ryan Maloney	4	64.9 400m	0:11.25 400m	2:02.83 [10] (0:14.89)	1:47.94 [10] (0:12.02)	1:35.92 [10] (0:12.62)	1:23.30 [11] (0:12.29)	1:11.01 [10] (0:12.36)	0:58.65 [10] (0:12.21)	0:46.44 [10] (0:11.73)	0:34.71	+3

Scratched: Caprice Des Dieux (#9)

[] Ranking at each section and finish
 -:-:- No data available at this section
 NA No data available

SCN Saddle cloth number
 DNF Did not finish
 DNT Did not track



Doomben QLD Professional

Race 6: DRINKWISE BENCHMARK 90 Handicap - 2000m

07 September 2024 - 14:54



BRISBANE
RACING CLUB

Track Rating: Good 3, Weather: Fine, Rail Position: +1m Entire

Section														
Field Times	Overall	1800m	1600m	1400m	1200m	1000m	800m	Last 600m						
	2:01.86 (0:13.82)	1:48.04 (0:11.69)	1:36.35 (0:12.53)	1:23.82 (0:12.58)	1:11.24 (0:12.35)	0:58.89 (0:12.25)	0:46.64 (0:11.71)	0:34.93						
Rank	TAB	Horse/Jockey	Barrier	Top Speed [km/h]	Fastest Section									Distance Travelled [m]
11	2	SNEAK PREVIEW Emily Lang	15	66.0 600m	0:11.24 400m	2:02.93 [11] (0:15.42)	1:47.51 [14] (0:12.02)	1:35.49 [14] (0:12.61)	1:22.88 [14] (0:12.40)	1:10.48 [14] (0:12.32)	0:58.16 [13] (0:12.04)	0:46.12 [13] (0:11.71)	0:34.41	+1
12	15	TONY BE Ron Stewart	8	64.8 600m	0:11.31 400m	2:02.98 [12] (0:15.00)	1:47.98 [11] (0:12.01)	1:35.97 [11] (0:12.50)	1:23.47 [10] (0:12.55)	1:10.92 [11] (0:12.37)	0:58.55 [11] (0:12.14)	0:46.41 [12] (0:11.56)	0:34.85	-6
13	13	OSTERMEIER Angela Jones	14	65.2 400m	0:11.25 400m	2:03.61 [13] (0:15.39)	1:48.22 [13] (0:11.84)	1:36.38 [13] (0:12.56)	1:23.82 [13] (0:12.59)	1:11.23 [13] (0:12.46)	0:58.77 [14] (0:12.11)	0:46.66 [14] (0:11.86)	0:34.80	-3
14	4	YOUTH SPIRIT Noel Callow	9	64.6 800m	0:11.46 400m	2:03.81 [14] (0:15.11)	1:48.70 [12] (0:12.07)	1:36.63 [12] (0:12.56)	1:24.07 [12] (0:12.38)	1:11.69 [12] (0:12.34)	0:59.35 [12] (0:12.07)	0:47.28 [11] (0:11.62)	0:35.66	-1

Scratched: Caprice Des Dieux (#9)

[] Ranking at each section and finish
 -:-:-:- No data available at this section
 NA No data available

SCN Saddle cloth number
 DNF Did not finish
 DNT Did not track



Doomben QLD Professional

Race 6: DRINKWISE BENCHMARK 90 Handicap - 2000m

07 September 2024 - 14:54



BRISBANE
RACING CLUB

Track Rating: Good 3, Weather: Fine, Rail Position: +1m Entire

Section					600m	400m	200m				
Field Times					0:34.93 (0:11.47)	0:23.46 (0:11.37)	0:12.09 (0:12.09)	Last 600m			
								0:34.93			
Rank	TAB	Horse/Jockey	Barrier	Top Speed [km/h]	Fastest Section	Margin			Distance Travelled [m]		
1	8	CABOCHE James Orman	11	66.7 400m	0:11.01 400m	0:34.37 [6] (0:11.31)	0:23.06 [5] (0:11.01)	0:12.05 [3] (0:12.05)	2:01.86	0:34.37	
2	3	TIDAL CREEK Cody Collis	13	65.6 Overall	0:11.35 600m	0:34.86 [2] (0:11.35)	0:23.51 [2] (0:11.37)	0:12.14 [2] (0:12.14)	0.4L	0:34.86	-3
3	1	RED WAVE Melea Castle	6	64.0 400m	0:11.39 400m	0:34.64 [5] (0:11.40)	0:23.24 [6] (0:11.39)	0:11.85 [6] (0:11.85)	1.32L	0:34.64	-4
4	11	ARTS OBJECT Cejay Graham	7	64.7 400m	0:11.37 400m	0:34.89 [4] (0:11.41)	0:23.48 [4] (0:11.37)	0:12.11 [4] (0:12.11)	2.07L	0:34.89	+1
5	14	THIS'LLBETHEONE Taylor Marshall	12	65.9 Overall	0:11.37 400m	0:35.30 [1] (0:11.47)	0:23.83 [1] (0:11.37)	0:12.46 [1] (0:12.46)	2.18L	0:35.30	-4
6	12	WAIRERE FALLS Robbie Dolan	3	66.6 600m	0:11.06 400m	0:34.30 [9] (0:11.45)	0:22.85 [9] (0:11.06)	0:11.79 [8] (0:11.79)	2.31L	0:34.30	-1
7	10	HOT SPRING GOLD Nikita Beriman	10	65.4 Overall	0:11.41 600m	0:35.33 [3] (0:11.41)	0:23.92 [3] (0:11.45)	0:12.47 [5] (0:12.47)	4.17L	0:35.33	-7
8	6	ROGUE BEAR Andrew Mallyon	5	65.0 600m	0:11.35 400m	0:34.86 [8] (0:11.38)	0:23.48 [8] (0:11.35)	0:12.13 [7] (0:12.13)	4.29L	0:34.86	-4
9	5	LORD ARDMORE Jag Guthmann-Chester	1	63.9 600m	0:11.46 600m	0:34.96 [7] (0:11.46)	0:23.50 [7] (0:11.50)	0:12.00 [9] (0:12.00)	4.31L	0:34.96	-4
10	7	OTYRAR Ryan Maloney	4	64.9 400m	0:11.25 400m	0:34.71 [10] (0:11.38)	0:23.33 [11] (0:11.25)	0:12.08 [10] (0:12.08)	5.72L	0:34.71	+3

Scratched: Caprice Des Dieux (#9)

Report Created: Sat 7 September 2024 15:13 GMT (Note: Timing is based on position data)

Page 3/18

[] Ranking at each section and finish
 -:-:- No data available at this section
 NA No data available

SCN Saddle cloth number
 DNF Did not finish
 DNT Did not track

data processed by  TRIPLESDATA



Doomben QLD Professional

Race 6: DRINKWISE BENCHMARK 90 Handicap - 2000m

07 September 2024 - 14:54



BRISBANE
RACING CLUB

Track Rating: Good 3, Weather: Fine, Rail Position: +1m Entire

Section				600m	400m	200m			Last 600m	
Field Times				0:34.93 (0:11.47)	0:23.46 (0:11.37)	0:12.09 (0:12.09)			0:34.93	
Rank	TAB Horse/Jockey	Barrier	Top Speed [km/h]	Fastest Section	Margin			Distance Travelled [m]		
11	2 SNEAK PREVIEW Emily Lang	15	66.0 600m	0:11.24 400m	0:34.41 [13] (0:11.33)	0:23.08 [13] (0:11.24)	0:11.84 [12] (0:11.84)	6.29L	0:34.41	+1
12	15 TONY BE Ron Stewart	8	64.8 600m	0:11.31 400m	0:34.85 [11] (0:11.32)	0:23.53 [10] (0:11.31)	0:12.22 [11] (0:12.22)	6.59L	0:34.85	-6
13	13 OSTERMEIER Angela Jones	14	65.2 400m	0:11.25 400m	0:34.80 [14] (0:11.46)	0:23.34 [14] (0:11.25)	0:12.09 [14] (0:12.09)	10.27L	0:34.80	-3
14	4 YOUTH SPIRIT Noel Callow	9	64.6 800m	0:11.46 400m	0:35.66 [12] (0:11.50)	0:24.16 [12] (0:11.46)	0:12.70 [13] (0:12.70)	11.48L	0:35.66	-1

Scratched: Caprice Des Dieux (#9)

[] Ranking at each section and finish
 -:-:-:- No data available at this section
 NA No data available

SCN Saddle cloth number
 DNF Did not finish
 DNT Did not track



Horse/Jockey Name	Caboche
Final Rank	1
Fastest Section Time (Section)	0:11.01 (400m)
Top Speed [km/h] (Section)	66.7 (400m)
Race State	Finished



Doomben QLD Professional

Race 6: DRINKWISE BENCHMARK 90 Handicap - 2000m

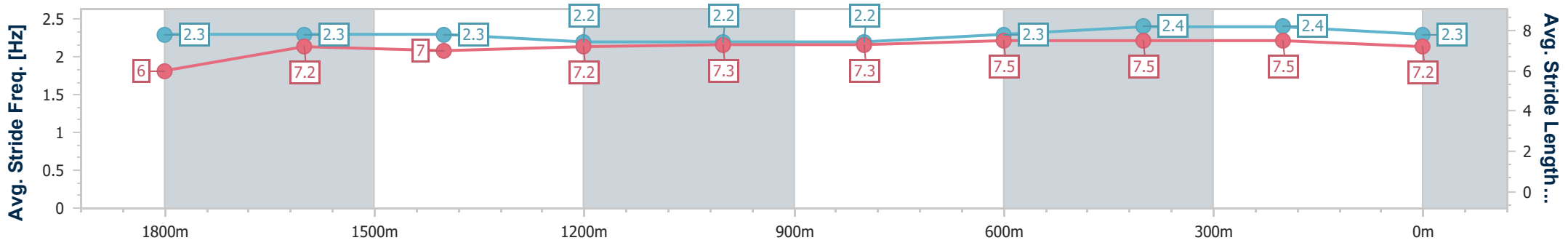
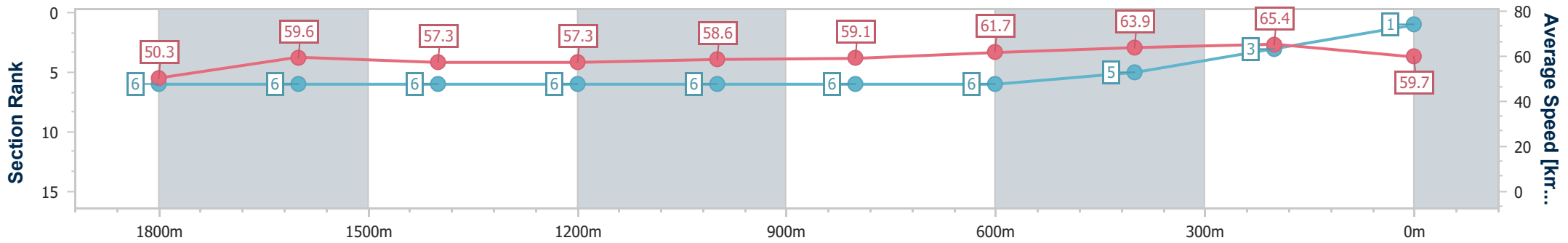
07 September 2024 - 14:54

Track Rating: Good 3, Weather: Fine, Rail Position: +1m Entire



BRISBANE RACING CLUB

Section	Overall	1800m	1600m	1400m	1200m	1000m	800m	600m	400m	200m
Section Times	2:01.86 [1] (0:14.29)	1:47.57 [6] (0:12.02)	1:35.55 [6] (0:12.50)	1:23.05 [6] (0:12.51)	1:10.54 [6] (0:12.30)	0:58.24 [6] (0:12.18)	0:46.06 [6] (0:11.69)	0:34.37 [6] (0:11.31)	0:23.06 [5] (0:11.01)	0:12.05 [3] (0:12.05)
Average Speed [km/h]	50.3	59.6	57.3	57.3	58.6	59.1	61.7	63.9	65.4	59.7
Top Speed [km/h]	63.4	62.7	58.6	58.4	59.3	61.5	63.2	65.3	66.7	63.6
Avg. Dist. to Rail [m]	5.5	1.3	1.0	0.6	0.2	0.3	0.2	0.5	0.7	1.1
Avg. Stride Freq. [Hz]	2.3	2.3	2.3	2.2	2.2	2.2	2.3	2.4	2.4	2.3
Avg. Stride Length [m]	6.0	7.2	7.0	7.2	7.3	7.3	7.5	7.5	7.5	7.2



- [] Ranking at each section and finish
- .-.- No data available at this section
- NA No data available



Horse/Jockey Name	Tidal Creek
Final Rank	2
Fastest Section Time (Section)	0:11.35 (600m)
Top Speed [km/h] (Section)	65.6 (Overall)
Race State	Finished



Doomben QLD Professional

Race 6: DRINKWISE BENCHMARK 90 Handicap - 2000m

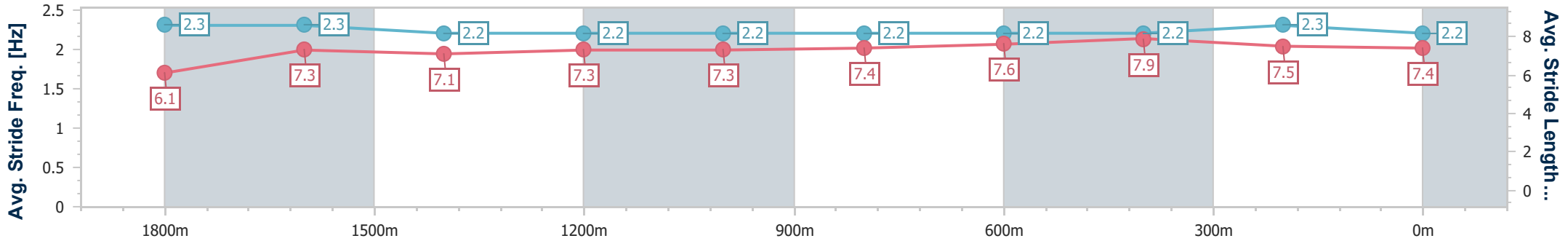
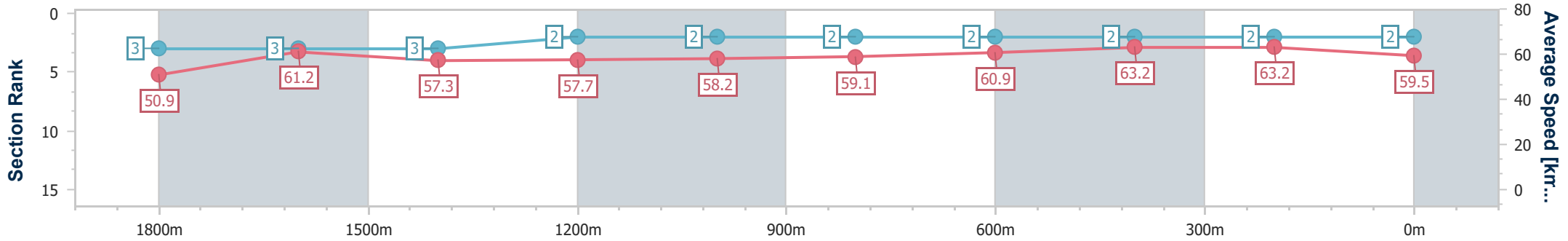
07 September 2024 - 14:54

Track Rating: Good 3, Weather: Fine, Rail Position: +1m Entire



BRISBANE RACING CLUB

Section	Overall	1800m	1600m	1400m	1200m	1000m	800m	600m	400m	200m
Section Times	2:01.93 [2] (0:14.13)	1:47.80 [3] (0:11.69)	1:36.11 [3] (0:12.44)	1:23.67 [3] (0:12.41)	1:11.26 [2] (0:12.36)	0:58.90 [2] (0:12.21)	0:46.69 [2] (0:11.83)	0:34.86 [2] (0:11.35)	0:23.51 [2] (0:11.37)	0:12.14 [2] (0:12.14)
Average Speed [km/h]	50.9	61.2	57.3	57.7	58.2	59.1	60.9	63.2	63.2	59.5
Top Speed [km/h]	65.6	64.6	59.1	58.5	59.0	59.8	63.2	64.6	64.5	62.5
Avg. Dist. to Rail [m]	8.8	1.6	1.5	1.2	0.7	0.6	0.2	0.5	0.7	1.0
Avg. Stride Freq. [Hz]	2.3	2.3	2.2	2.2	2.2	2.2	2.2	2.2	2.3	2.2
Avg. Stride Length [m]	6.1	7.3	7.1	7.3	7.3	7.4	7.6	7.9	7.5	7.4



- [] Ranking at each section and finish
- .-.- No data available at this section
- NA No data available



Horse/Jockey Name	Red Wave
Final Rank	3
Fastest Section Time (Section)	0:11.39 (400m)
Top Speed [km/h] (Section)	64.0 (400m)
Race State	Finished



Doomben QLD Professional

Race 6: DRINKWISE BENCHMARK 90 Handicap - 2000m

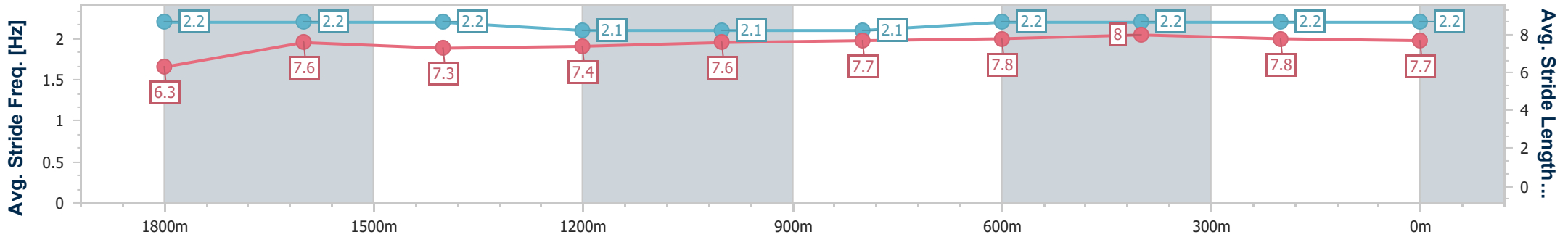
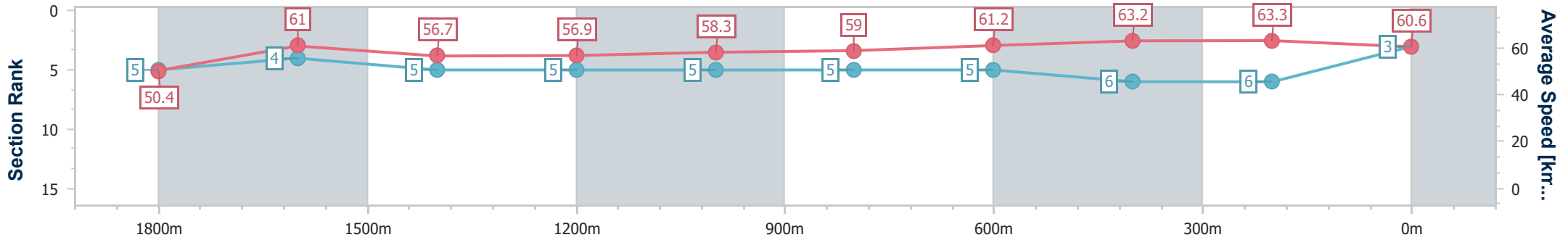
07 September 2024 - 14:54

Track Rating: Good 3, Weather: Fine, Rail Position: +1m Entire



BRISBANE RACING CLUB

Section	Overall	1800m	1600m	1400m	1200m	1000m	800m	600m	400m	200m
Section Times	2:02.08 [3] (0:14.27)	1:47.81 [5] (0:11.67)	1:36.14 [4] (0:12.60)	1:23.54 [5] (0:12.59)	1:10.95 [5] (0:12.33)	0:58.62 [5] (0:12.26)	0:46.36 [5] (0:11.72)	0:34.64 [5] (0:11.40)	0:23.24 [6] (0:11.39)	0:11.85 [6] (0:11.85)
Average Speed [km/h]	50.4	61.0	56.7	56.9	58.3	59.0	61.2	63.2	63.3	60.6
Top Speed [km/h]	63.4	63.1	57.8	57.6	61.2	60.1	62.3	63.7	64.0	63.9
Avg. Dist. to Rail [m]	2.6	2.9	1.5	0.9	0.4	0.2	0.1	0.3	1.1	3.5
Avg. Stride Freq. [Hz]	2.2	2.2	2.2	2.1	2.1	2.1	2.2	2.2	2.2	2.2
Avg. Stride Length [m]	6.3	7.6	7.3	7.4	7.6	7.7	7.8	8.0	7.8	7.7



- [] Ranking at each section and finish
- .-.- No data available at this section
- NA No data available



Horse/Jockey Name	Arts Object
Final Rank	4
Fastest Section Time (Section)	0:11.37 (400m)
Top Speed [km/h] (Section)	64.7 (400m)
Race State	Finished



Doomben QLD Professional

Race 6: DRINKWISE BENCHMARK 90 Handicap - 2000m

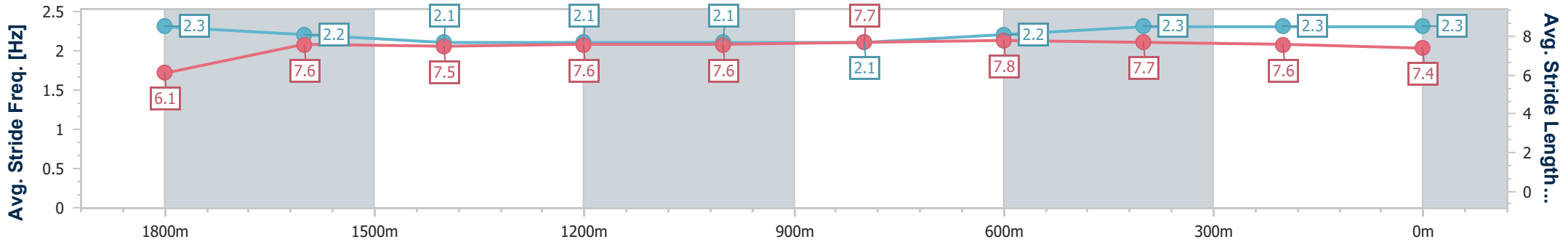
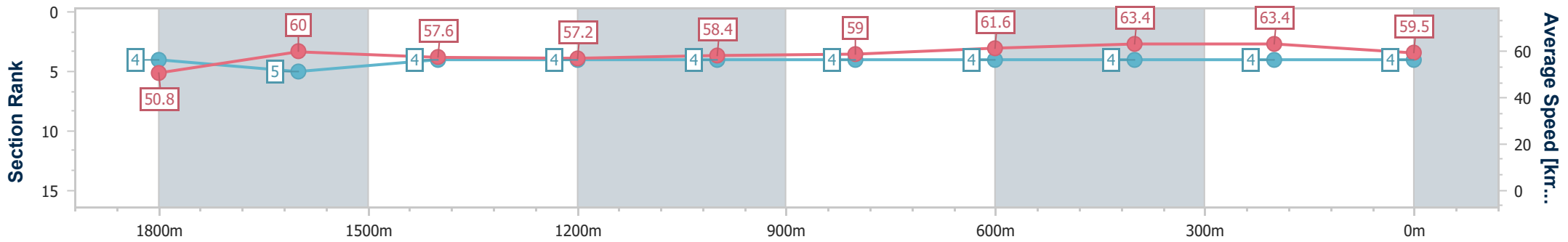
07 September 2024 - 14:54

Track Rating: Good 3, Weather: Fine, Rail Position: +1m Entire



BRISBANE RACING CLUB

Section	Overall	1800m	1600m	1400m	1200m	1000m	800m	600m	400m	200m
Section Times	2:02.21 [4] (0:14.16)	1:48.05 [4] (0:11.88)	1:36.17 [5] (0:12.48)	1:23.69 [4] (0:12.56)	1:11.13 [4] (0:12.34)	0:58.79 [4] (0:12.23)	0:46.56 [4] (0:11.67)	0:34.89 [4] (0:11.41)	0:23.48 [4] (0:11.37)	0:12.11 [4] (0:12.11)
Average Speed [km/h]	50.8	60.0	57.6	57.2	58.4	59.0	61.6	63.4	63.4	59.5
Top Speed [km/h]	63.6	63.3	58.6	58.2	58.8	59.8	62.8	64.0	64.7	61.5
Avg. Dist. to Rail [m]	3.7	1.2	0.8	0.4	0.5	0.4	0.2	1.0	1.4	2.8
Avg. Stride Freq. [Hz]	2.3	2.2	2.1	2.1	2.1	2.1	2.2	2.3	2.3	2.3
Avg. Stride Length [m]	6.1	7.6	7.5	7.6	7.6	7.7	7.8	7.7	7.6	7.4



- [] Ranking at each section and finish
- .-.-.- No data available at this section
- NA No data available



Horse/Jockey Name	This'llbetheone
Final Rank	5
Fastest Section Time (Section)	0:11.37 (400m)
Top Speed [km/h] (Section)	65.9 (Overall)
Race State	Finished



Doomben QLD Professional

Race 6: DRINKWISE BENCHMARK 90 Handicap - 2000m

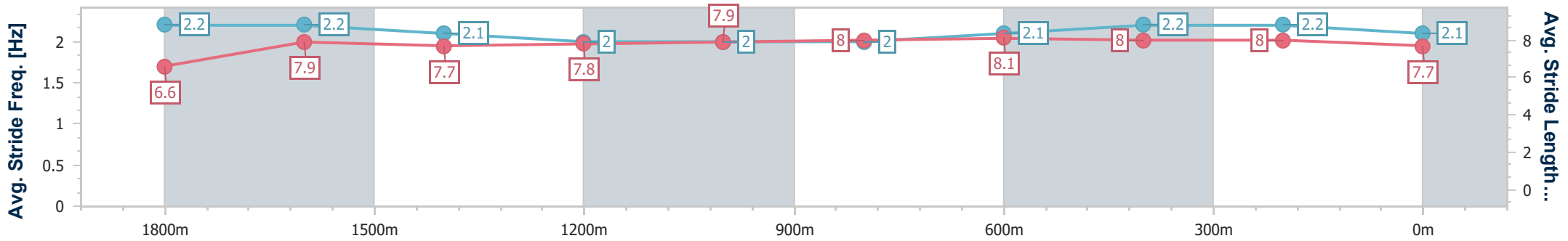
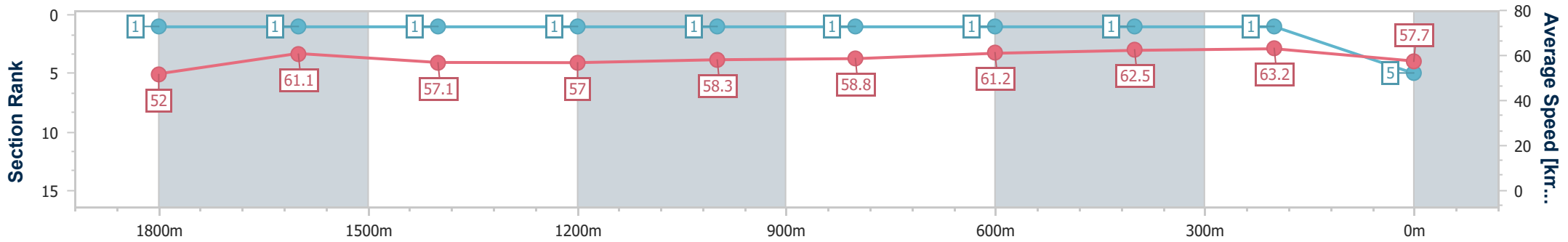
07 September 2024 - 14:54

Track Rating: Good 3, Weather: Fine, Rail Position: +1m Entire



BRISBANE RACING CLUB

Section	Overall	1800m	1600m	1400m	1200m	1000m	800m	600m	400m	200m
Section Times	2:02.23 [5] (0:13.82)	1:48.41 [1] (0:11.69)	1:36.72 [1] (0:12.53)	1:24.19 [1] (0:12.58)	1:11.61 [1] (0:12.35)	0:59.26 [1] (0:12.25)	0:47.01 [1] (0:11.71)	0:35.30 [1] (0:11.47)	0:23.83 [1] (0:11.37)	0:12.46 [1] (0:12.46)
Average Speed [km/h]	52.0	61.1	57.1	57.0	58.3	58.8	61.2	62.5	63.2	57.7
Top Speed [km/h]	65.9	65.3	57.9	57.6	59.0	59.8	63.1	63.1	64.1	61.4
Avg. Dist. to Rail [m]	8.4	1.7	1.6	0.8	0.4	0.5	0.6	1.0	1.4	1.1
Avg. Stride Freq. [Hz]	2.2	2.2	2.1	2.0	2.0	2.0	2.1	2.2	2.2	2.1
Avg. Stride Length [m]	6.6	7.9	7.7	7.8	7.9	8.0	8.1	8.0	8.0	7.7



- [] Ranking at each section and finish
- .-.- No data available at this section
- NA No data available



Horse/Jockey Name	Wairere Falls
Final Rank	6
Fastest Section Time (Section)	0:11.06 (400m)
Top Speed [km/h] (Section)	66.6 (600m)
Race State	Finished



Doomben QLD Professional

Race 6: DRINKWISE BENCHMARK 90 Handicap - 2000m

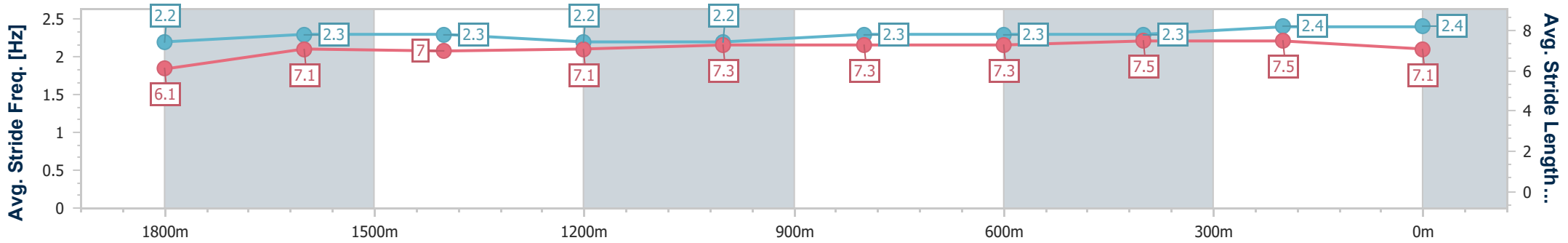
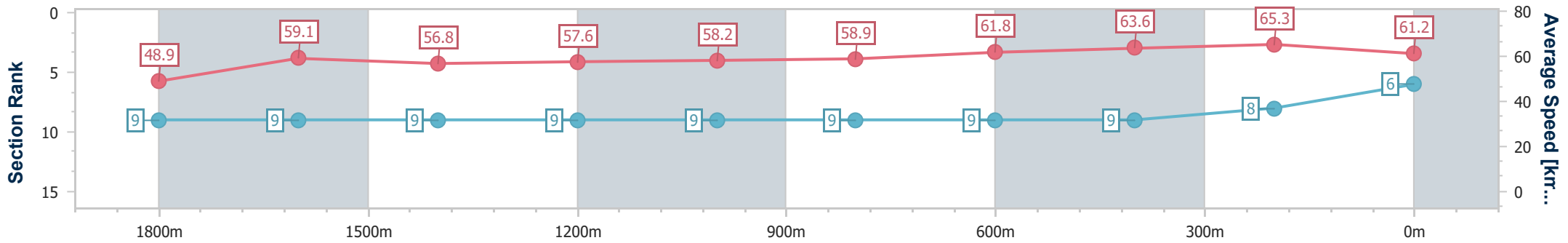
07 September 2024 - 14:54

Track Rating: Good 3, Weather: Fine, Rail Position: +1m Entire



BRISBANE RACING CLUB

Section	Overall	1800m	1600m	1400m	1200m	1000m	800m	600m	400m	200m
Section Times	2:02.25 [6] (0:14.74)	1:47.51 [9] (0:12.04)	1:35.47 [9] (0:12.56)	1:22.91 [9] (0:12.40)	1:10.51 [9] (0:12.37)	0:58.14 [9] (0:12.21)	0:45.93 [9] (0:11.63)	0:34.30 [9] (0:11.45)	0:22.85 [9] (0:11.06)	0:11.79 [8] (0:11.79)
Average Speed [km/h]	48.9	59.1	56.8	57.6	58.2	58.9	61.8	63.6	65.3	61.2
Top Speed [km/h]	62.2	60.8	58.3	58.8	59.5	59.7	63.6	66.6	66.6	63.7
Avg. Dist. to Rail [m]	1.5	2.3	1.4	1.4	0.7	0.5	0.5	1.9	3.1	4.4
Avg. Stride Freq. [Hz]	2.2	2.3	2.3	2.2	2.2	2.3	2.3	2.3	2.4	2.4
Avg. Stride Length [m]	6.1	7.1	7.0	7.1	7.3	7.3	7.3	7.5	7.5	7.1



- [] Ranking at each section and finish
- .-.- No data available at this section
- NA No data available



Horse/Jockey Name	Hot Spring Gold
Final Rank	7
Fastest Section Time (Section)	0:11.41 (600m)
Top Speed [km/h] (Section)	65.4 (Overall)
Race State	Finished



Doomben QLD Professional

Race 6: DRINKWISE BENCHMARK 90 Handicap - 2000m

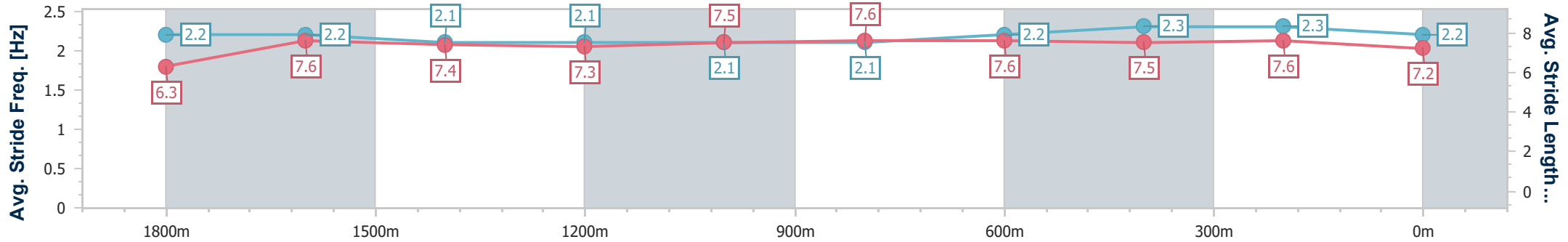
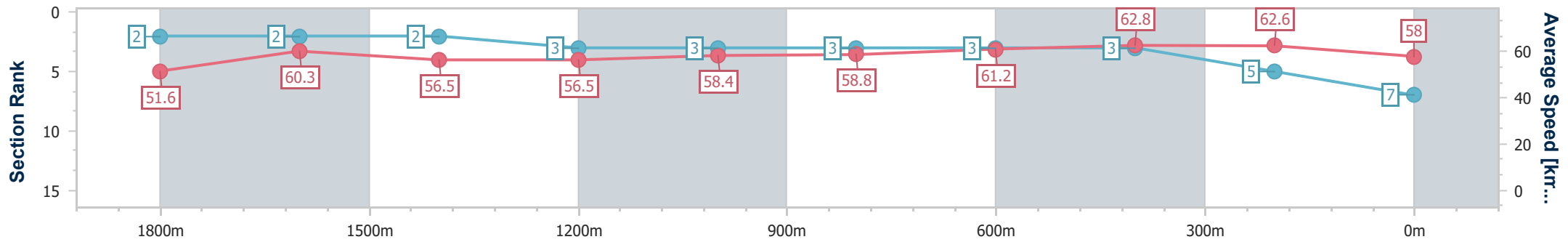
07 September 2024 - 14:54

Track Rating: Good 3, Weather: Fine, Rail Position: +1m Entire



BRISBANE RACING CLUB

Section	Overall	1800m	1600m	1400m	1200m	1000m	800m	600m	400m	200m
Section Times	2:02.57 [7] (0:13.92)	1:48.65 [2] (0:11.71)	1:36.94 [2] (0:12.61)	1:24.33 [2] (0:12.63)	1:11.70 [3] (0:12.37)	0:59.33 [3] (0:12.24)	0:47.09 [3] (0:11.76)	0:35.33 [3] (0:11.41)	0:23.92 [3] (0:11.45)	0:12.47 [5] (0:12.47)
Average Speed [km/h]	51.6	60.3	56.5	56.5	58.4	58.8	61.2	62.8	62.6	58.0
Top Speed [km/h]	65.4	64.3	57.5	57.7	58.9	59.5	63.1	63.3	63.7	61.7
Avg. Dist. to Rail [m]	5.7	3.2	3.1	0.8	0.2	0.2	0.1	0.6	0.8	0.5
Avg. Stride Freq. [Hz]	2.2	2.2	2.1	2.1	2.1	2.1	2.2	2.3	2.3	2.2
Avg. Stride Length [m]	6.3	7.6	7.4	7.3	7.5	7.6	7.6	7.5	7.6	7.2



- [] Ranking at each section and finish
- .-.- No data available at this section
- NA No data available



Horse/Jockey Name	Rogue Bear
Final Rank	8
Fastest Section Time (Section)	0:11.35 (400m)
Top Speed [km/h] (Section)	65.0 (600m)
Race State	Finished



Doomben QLD Professional

Race 6: DRINKWISE BENCHMARK 90 Handicap - 2000m

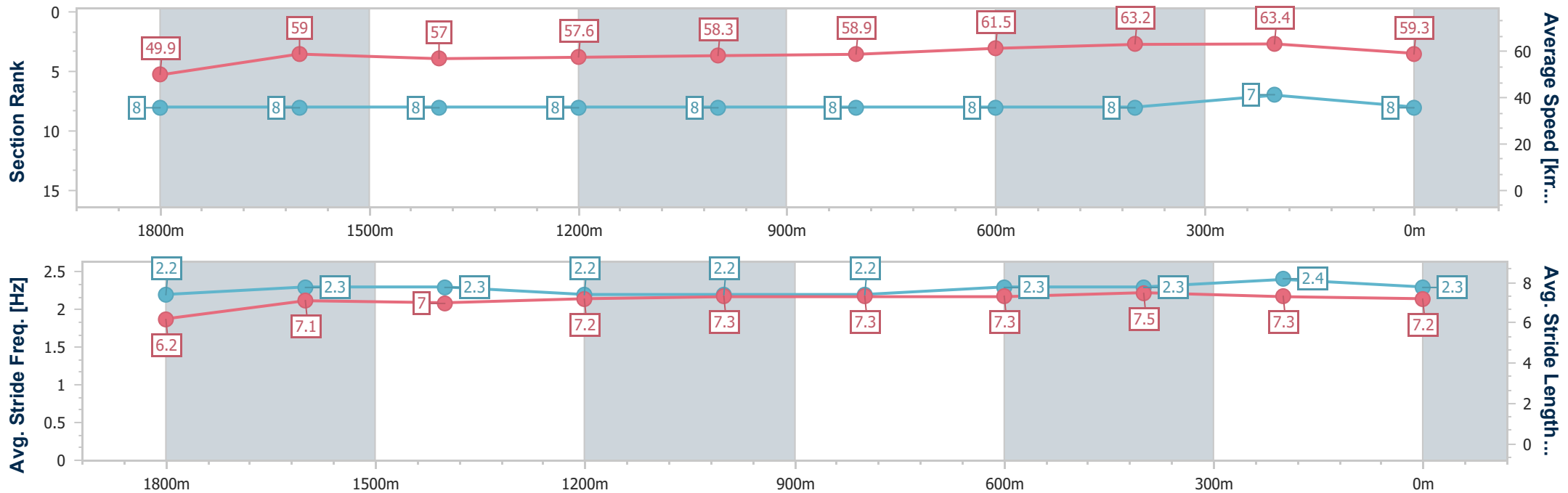
07 September 2024 - 14:54

Track Rating: Good 3, Weather: Fine, Rail Position: +1m Entire



BRISBANE RACING CLUB

Section	Overall	1800m	1600m	1400m	1200m	1000m	800m	600m	400m	200m
Section Times	2:02.59 [8] (0:14.48)	1:48.11 [8] (0:12.07)	1:36.04 [8] (0:12.51)	1:23.53 [8] (0:12.44)	1:11.09 [8] (0:12.32)	0:58.77 [8] (0:12.22)	0:46.55 [8] (0:11.69)	0:34.86 [8] (0:11.38)	0:23.48 [8] (0:11.35)	0:12.13 [7] (0:12.13)
Average Speed [km/h]	49.9	59.0	57.0	57.6	58.3	58.9	61.5	63.2	63.4	59.3
Top Speed [km/h]	63.1	61.8	59.2	59.1	59.8	59.8	63.4	65.0	64.5	62.3
Avg. Dist. to Rail [m]	1.8	1.7	2.0	1.3	0.5	0.4	0.4	0.6	1.7	3.6
Avg. Stride Freq. [Hz]	2.2	2.3	2.3	2.2	2.2	2.2	2.3	2.3	2.4	2.3
Avg. Stride Length [m]	6.2	7.1	7.0	7.2	7.3	7.3	7.3	7.5	7.3	7.2



- [] Ranking at each section and finish
- .-.- No data available at this section
- NA No data available



Horse/Jockey Name	Lord Ardmore
Final Rank	9
Fastest Section Time (Section)	0:11.46 (600m)
Top Speed [km/h] (Section)	63.9 (600m)
Race State	Finished



Doomben QLD Professional

Race 6: DRINKWISE BENCHMARK 90 Handicap - 2000m

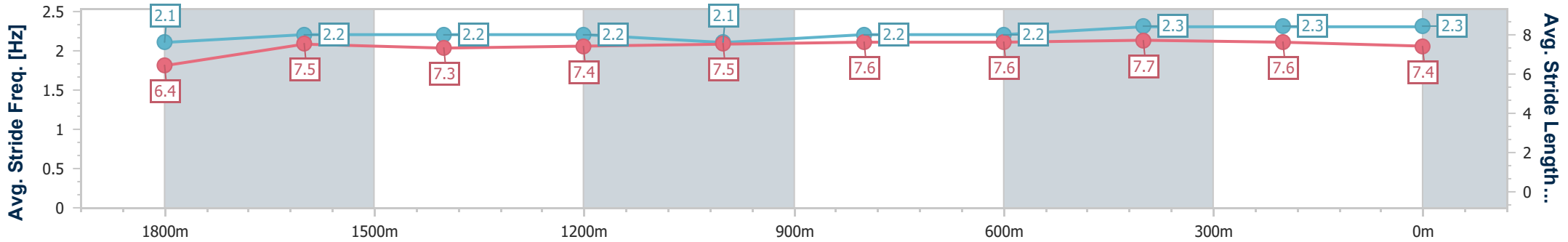
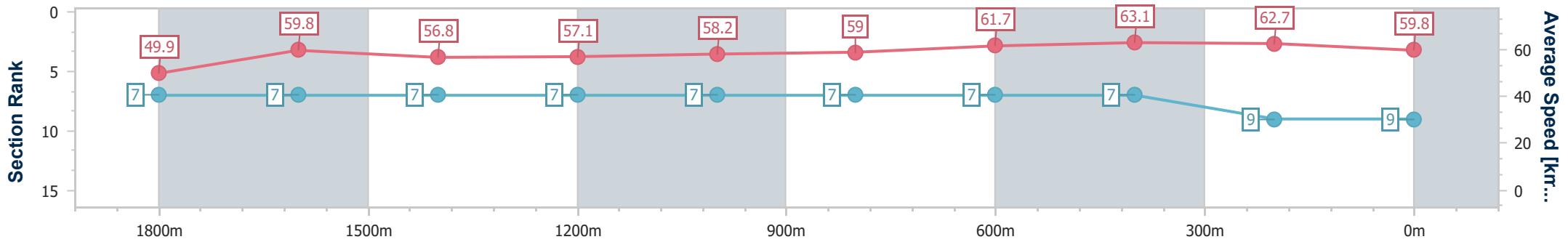
07 September 2024 - 14:54

Track Rating: Good 3, Weather: Fine, Rail Position: +1m Entire



BRISBANE RACING CLUB

Section	Overall	1800m	1600m	1400m	1200m	1000m	800m	600m	400m	200m
Section Times	2:02.59 [9] (0:14.47)	1:48.12 [7] (0:11.89)	1:36.23 [7] (0:12.55)	1:23.68 [7] (0:12.53)	1:11.15 [7] (0:12.38)	0:58.77 [7] (0:12.18)	0:46.59 [7] (0:11.63)	0:34.96 [7] (0:11.46)	0:23.50 [7] (0:11.50)	0:12.00 [9] (0:12.00)
Average Speed [km/h]	49.9	59.8	56.8	57.1	58.2	59.0	61.7	63.1	62.7	59.8
Top Speed [km/h]	62.0	61.8	57.7	58.0	59.4	59.5	63.2	63.9	63.3	62.9
Avg. Dist. to Rail [m]	1.1	2.2	1.7	1.2	0.5	0.5	0.7	0.4	1.5	3.1
Avg. Stride Freq. [Hz]	2.1	2.2	2.2	2.2	2.1	2.2	2.2	2.3	2.3	2.3
Avg. Stride Length [m]	6.4	7.5	7.3	7.4	7.5	7.6	7.6	7.7	7.6	7.4



- [] Ranking at each section and finish
- .-.- No data available at this section
- NA No data available



Horse/Jockey Name	Otyrar
Final Rank	10
Fastest Section Time (Section)	0:11.25 (400m)
Top Speed [km/h] (Section)	64.9 (400m)
Race State	Finished



Doomben QLD Professional

Race 6: DRINKWISE BENCHMARK 90 Handicap - 2000m

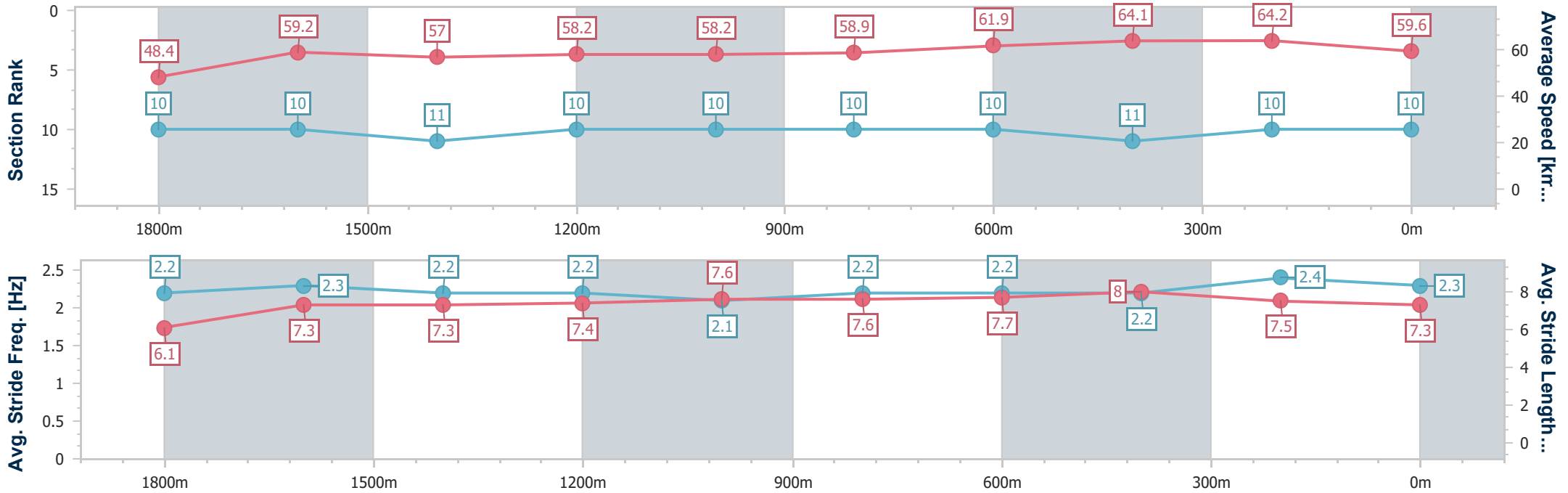
07 September 2024 - 14:54

Track Rating: Good 3, Weather: Fine, Rail Position: +1m Entire



BRISBANE RACING CLUB

Section	Overall	1800m	1600m	1400m	1200m	1000m	800m	600m	400m	200m
Section Times	2:02.83 [10] (0:14.89)	1:47.94 [10] (0:12.02)	1:35.92 [10] (0:12.62)	1:23.30 [11] (0:12.29)	1:11.01 [10] (0:12.36)	0:58.65 [10] (0:12.21)	0:46.44 [10] (0:11.73)	0:34.71 [10] (0:11.38)	0:23.33 [11] (0:11.25)	0:12.08 [10] (0:12.08)
Average Speed [km/h]	48.4	59.2	57.0	58.2	58.2	58.9	61.9	64.1	64.2	59.6
Top Speed [km/h]	61.6	61.2	58.7	59.0	59.9	59.7	64.2	64.7	64.9	63.3
Avg. Dist. to Rail [m]	2.3	1.7	0.6	1.2	0.8	0.7	1.4	2.2	3.1	5.2
Avg. Stride Freq. [Hz]	2.2	2.3	2.2	2.2	2.1	2.2	2.2	2.2	2.4	2.3
Avg. Stride Length [m]	6.1	7.3	7.3	7.4	7.6	7.6	7.7	8.0	7.5	7.3



- [] Ranking at each section and finish
- .-.- No data available at this section
- NA No data available



Horse/Jockey Name	Sneak Preview
Final Rank	11
Fastest Section Time (Section)	0:11.24 (400m)
Top Speed [km/h] (Section)	66.0 (600m)
Race State	Finished



Doomben QLD Professional

Race 6: DRINKWISE BENCHMARK 90 Handicap - 2000m

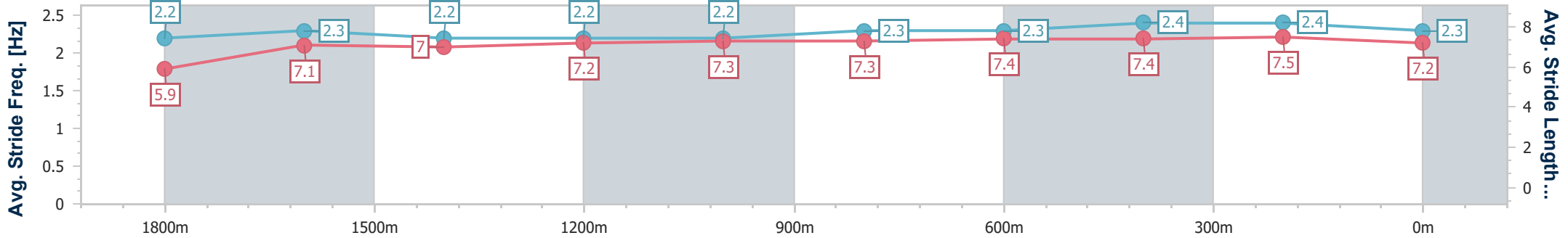
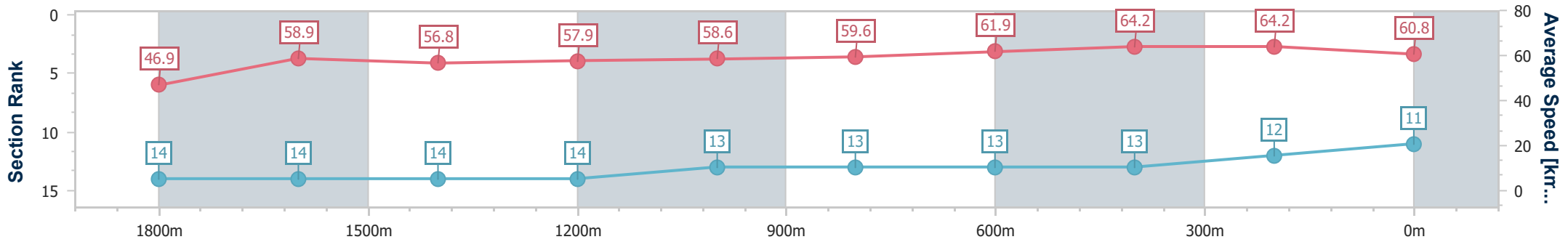
07 September 2024 - 14:54

Track Rating: Good 3, Weather: Fine, Rail Position: +1m Entire



BRISBANE RACING CLUB

Section	Overall	1800m	1600m	1400m	1200m	1000m	800m	600m	400m	200m
Section Times	2:02.93 [11] (0:15.42)	1:47.51 [14] (0:12.02)	1:35.49 [14] (0:12.61)	1:22.88 [14] (0:12.40)	1:10.48 [14] (0:12.32)	0:58.16 [13] (0:12.04)	0:46.12 [13] (0:11.71)	0:34.41 [13] (0:11.33)	0:23.08 [13] (0:11.24)	0:11.84 [12] (0:11.84)
Average Speed [km/h]	46.9	58.9	56.8	57.9	58.6	59.6	61.9	64.2	64.2	60.8
Top Speed [km/h]	61.1	61.3	57.9	59.0	60.0	60.6	64.4	66.0	65.2	64.5
Avg. Dist. to Rail [m]	7.1	3.1	1.6	0.4	0.9	0.8	0.7	1.6	2.0	4.6
Avg. Stride Freq. [Hz]	2.2	2.3	2.2	2.2	2.2	2.3	2.3	2.4	2.4	2.3
Avg. Stride Length [m]	5.9	7.1	7.0	7.2	7.3	7.3	7.4	7.4	7.5	7.2



- [] Ranking at each section and finish
- .-.- No data available at this section
- NA No data available



Horse/Jockey Name	Tony Be
Final Rank	12
Fastest Section Time (Section)	0:11.31 (400m)
Top Speed [km/h] (Section)	64.8 (600m)
Race State	Finished



Doomben QLD Professional

Race 6: DRINKWISE BENCHMARK 90 Handicap - 2000m

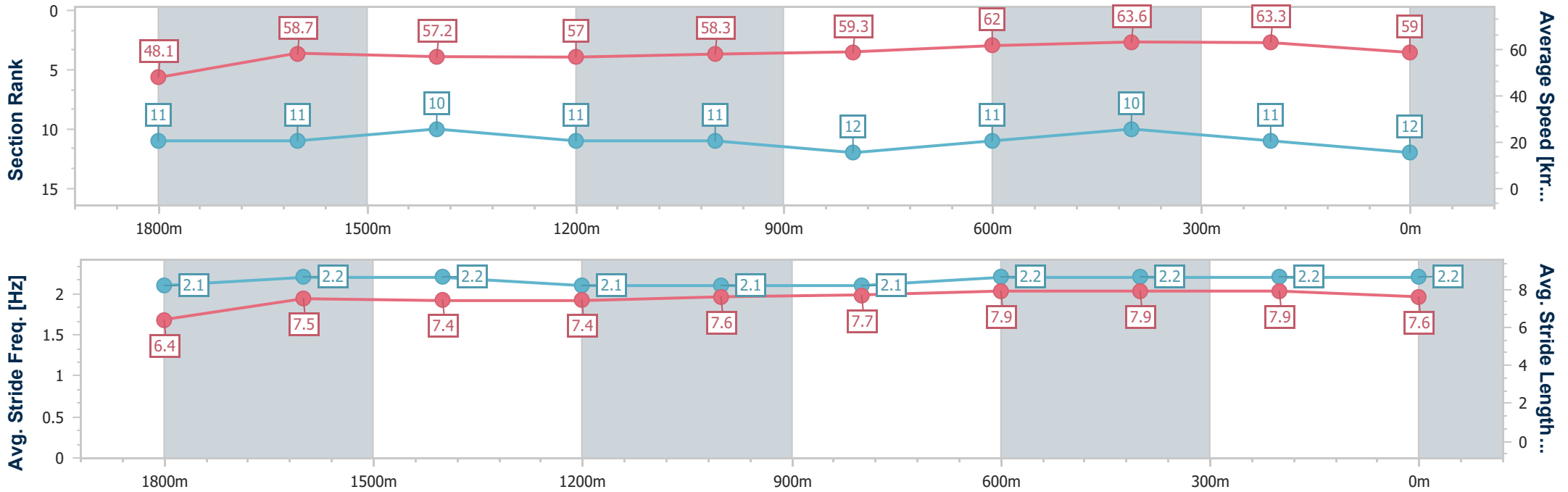
07 September 2024 - 14:54

Track Rating: Good 3, Weather: Fine, Rail Position: +1m Entire



BRISBANE RACING CLUB

Section	Overall	1800m	1600m	1400m	1200m	1000m	800m	600m	400m	200m
Section Times	2:02.98 [12] (0:15.00)	1:47.98 [11] (0:12.01)	1:35.97 [11] (0:12.50)	1:23.47 [10] (0:12.55)	1:10.92 [11] (0:12.37)	0:58.55 [11] (0:12.14)	0:46.41 [12] (0:11.56)	0:34.85 [11] (0:11.32)	0:23.53 [10] (0:11.31)	0:12.22 [11] (0:12.22)
Average Speed [km/h]	48.1	58.7	57.2	57.0	58.3	59.3	62.0	63.6	63.3	59.0
Top Speed [km/h]	60.7	60.8	58.1	58.4	59.7	59.9	64.6	64.8	64.0	62.6
Avg. Dist. to Rail [m]	3.5	3.0	2.3	0.7	0.4	0.4	0.1	0.5	1.2	2.2
Avg. Stride Freq. [Hz]	2.1	2.2	2.2	2.1	2.1	2.1	2.2	2.2	2.2	2.2
Avg. Stride Length [m]	6.4	7.5	7.4	7.4	7.6	7.7	7.9	7.9	7.9	7.6



- [] Ranking at each section and finish
- .-.- No data available at this section
- NA No data available



Horse/Jockey Name	Ostermeier
Final Rank	13
Fastest Section Time (Section)	0:11.25 (400m)
Top Speed [km/h] (Section)	65.2 (400m)
Race State	Finished



Doomben QLD Professional

Race 6: DRINKWISE BENCHMARK 90 Handicap - 2000m

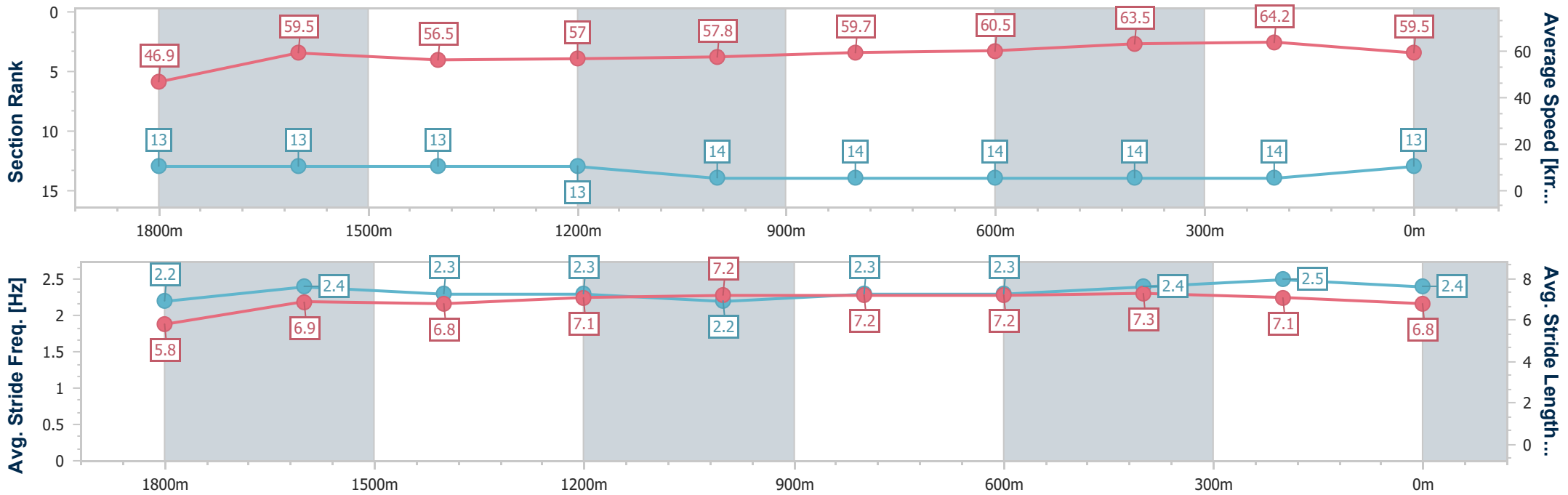
07 September 2024 - 14:54

Track Rating: Good 3, Weather: Fine, Rail Position: +1m Entire



BRISBANE RACING CLUB

Section	Overall	1800m	1600m	1400m	1200m	1000m	800m	600m	400m	200m
Section Times	2:03.61 [13] (0:15.39)	1:48.22 [13] (0:11.84)	1:36.38 [13] (0:12.56)	1:23.82 [13] (0:12.59)	1:11.23 [13] (0:12.46)	0:58.77 [14] (0:12.11)	0:46.66 [14] (0:11.86)	0:34.80 [14] (0:11.46)	0:23.34 [14] (0:11.25)	0:12.09 [14] (0:12.09)
Average Speed [km/h]	46.9	59.5	56.5	57.0	57.8	59.7	60.5	63.5	64.2	59.5
Top Speed [km/h]	62.0	62.9	57.4	58.5	59.6	60.4	64.2	64.3	65.2	64.0
Avg. Dist. to Rail [m]	5.8	4.1	2.9	0.4	0.2	0.3	0.5	1.3	2.0	1.4
Avg. Stride Freq. [Hz]	2.2	2.4	2.3	2.3	2.2	2.3	2.3	2.4	2.5	2.4
Avg. Stride Length [m]	5.8	6.9	6.8	7.1	7.2	7.2	7.2	7.3	7.1	6.8



- [] Ranking at each section and finish
- .-.- No data available at this section
- NA No data available



Horse/Jockey Name	Youth Spirit
Final Rank	14
Fastest Section Time (Section)	0:11.46 (400m)
Top Speed [km/h] (Section)	64.6 (800m)
Race State	Finished



Doomben QLD Professional

Race 6: DRINKWISE BENCHMARK 90 Handicap - 2000m

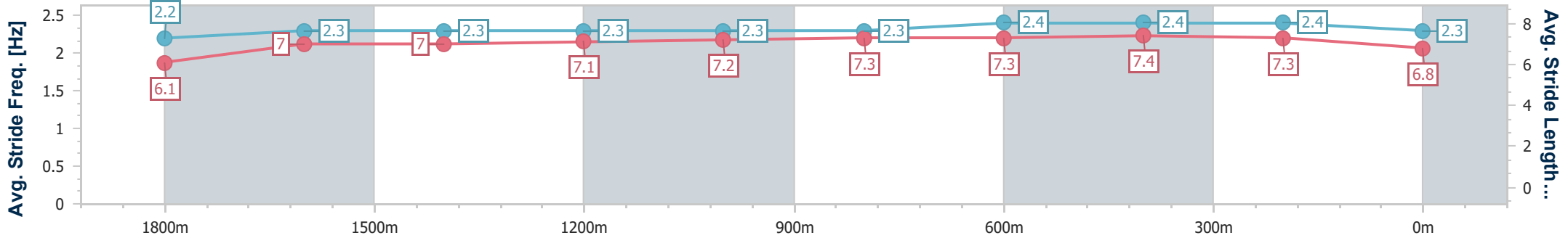
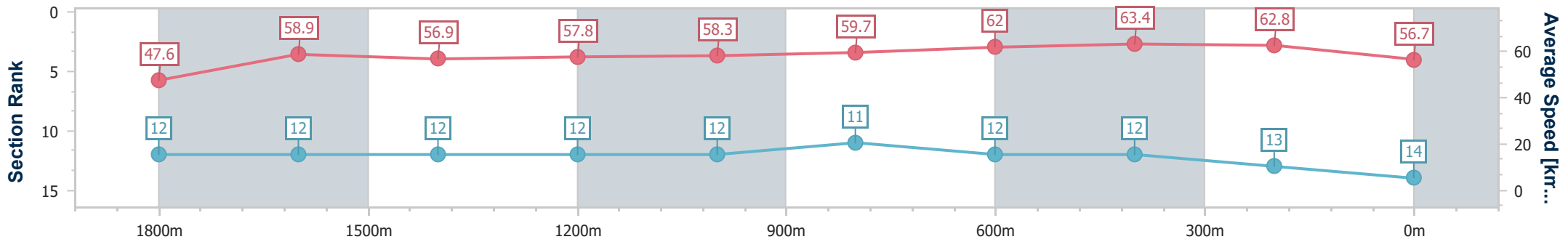
07 September 2024 - 14:54

Track Rating: Good 3, Weather: Fine, Rail Position: +1m Entire



BRISBANE RACING CLUB

Section	Overall	1800m	1600m	1400m	1200m	1000m	800m	600m	400m	200m
Section Times	2:03.81 [14] (0:15.11)	1:48.70 [12] (0:12.07)	1:36.63 [12] (0:12.56)	1:24.07 [12] (0:12.38)	1:11.69 [12] (0:12.34)	0:59.35 [12] (0:12.07)	0:47.28 [11] (0:11.62)	0:35.66 [12] (0:11.50)	0:24.16 [12] (0:11.46)	0:12.70 [13] (0:12.70)
Average Speed [km/h]	47.6	58.9	56.9	57.8	58.3	59.7	62.0	63.4	62.8	56.7
Top Speed [km/h]	59.2	59.8	57.7	59.0	60.1	60.6	64.6	64.4	64.4	61.4
Avg. Dist. to Rail [m]	4.2	2.0	1.9	1.0	0.2	0.3	0.6	1.9	1.1	0.9
Avg. Stride Freq. [Hz]	2.2	2.3	2.3	2.3	2.3	2.3	2.4	2.4	2.4	2.3
Avg. Stride Length [m]	6.1	7.0	7.0	7.1	7.2	7.3	7.3	7.4	7.3	6.8



- [] Ranking at each section and finish
- .-.- No data available at this section
- NA No data available



Doomben QLD Professional

Race 7: SPRING CARNIVAL BOOK NOW QTIS Three-Year-Old Handicap - 1110m

07 September 2024 - 15:28



BRISBANE
RACING CLUB

Track Rating: Good 3, Weather: Fine, Rail Position: +1m Entire

Section		Field Times											Last 600m	
		Overall	1000m	800m	600m	400m	200m						0:34.41	
		1:03.41 (0:08.06)	0:55.35 (0:10.22)	0:45.13 (0:10.72)	0:34.41 (0:10.84)	0:23.57 (0:11.11)	0:12.46 (0:12.46)							
Rank	TAB Horse/Jockey	Barrier	Top Speed [km/h]	Fastest Section								Margin	Distance Travelled [m]	
1	1 MISHANI LILY Cody Collis	4	72.1 1000m	0:08.10 Overall	1:03.41 [1] (0:08.10)	0:55.31 [2] (0:10.18)	0:45.13 [1] (0:10.72)	0:34.41 [1] (0:10.84)	0:23.57 [1] (0:11.11)	0:12.46 [1] (0:12.46)	1:03.41	0:34.41		
2	6 THAT'S INTERESTING Justin Stanley	5	70.4 1000m	0:08.16 Overall	1:03.70 [2] (0:08.16)	0:55.54 [3] (0:10.39)	0:45.15 [3] (0:10.87)	0:34.28 [3] (0:11.05)	0:23.23 [3] (0:11.20)	0:12.03 [3] (0:12.03)	1.71L	0:34.28	+1	
3	12 TIPSY TIGER Angela Jones	7	70.7 1000m	0:08.44 Overall	1:03.87 [3] (0:08.44)	0:55.43 [5] (0:10.39)	0:45.04 [5] (0:10.71)	0:34.33 [4] (0:11.10)	0:23.23 [4] (0:11.24)	0:11.99 [4] (0:11.99)	2.7L	0:34.33	+6	
4	4 KING SPIRIT Nikita Beriman	2	70.8 1000m	0:08.27 Overall	1:03.98 [4] (0:08.27)	0:55.71 [4] (0:10.44)	0:45.27 [4] (0:10.99)	0:34.28 [5] (0:11.22)	0:23.06 [5] (0:10.99)	0:12.07 [5] (0:12.07)	3.36L	0:34.28	+8	
5	2 KAHLISEE Samantha Collett	14	72.4 1000m	0:08.06 Overall	1:04.10 [5] (0:08.06)	0:56.04 [1] (0:10.23)	0:45.81 [2] (0:10.93)	0:34.88 [2] (0:10.94)	0:23.94 [2] (0:11.18)	0:12.76 [2] (0:12.76)	4.08L	0:34.88	+9	
6	8 HERBIE TOWN Georgina Cartwright	9	68.5 800m	0:08.77 Overall	1:04.42 [6] (0:08.77)	0:55.65 [10] (0:10.75)	0:44.90 [10] (0:10.75)	0:34.15 [11] (0:11.05)	0:23.10 [10] (0:11.34)	0:11.76 [11] (0:11.76)	5.91L	0:34.15	+3	
7	3 APUNTAR Emily Lang	8	70.5 1000m	0:09.04 Overall	1:04.48 [7] (0:09.04)	0:55.44 [11] (0:10.55)	0:44.89 [11] (0:10.66)	0:34.23 [10] (0:10.89)	0:23.34 [7] (0:11.20)	0:12.14 [6] (0:12.14)	6.28L	0:34.23	+15	
8	11 MISHANI FIRE Melea Castle	13	68.6 1000m	0:08.71 Overall	1:04.69 [8] (0:08.71)	0:55.98 [9] (0:10.74)	0:45.24 [9] (0:10.79)	0:34.45 [9] (0:11.16)	0:23.29 [11] (0:11.10)	0:12.19 [8] (0:12.19)	7.53L	0:34.45	+6	
9	7 FLASH DRIVE Robbie Dolan	6	68.3 1000m	0:08.45 Overall	1:04.73 [9] (0:08.45)	0:56.28 [6] (0:10.72)	0:45.56 [8] (0:11.00)	0:34.56 [8] (0:11.11)	0:23.45 [9] (0:11.13)	0:12.32 [7] (0:12.32)	7.77L	0:34.56	+6	
10	5 PORT RIVER BILLIE Cejay Graham	3	71.4 1000m	0:08.47 Overall	1:04.99 [10] (0:08.47)	0:56.52 [8] (0:10.41)	0:46.11 [6] (0:10.99)	0:35.12 [6] (0:11.26)	0:23.86 [6] (0:11.44)	0:12.42 [9] (0:12.42)	9.29L	0:35.12	+8	

Scratched: Catch The Glory (#10), Ramp It Up (#9), Bengal Diamond (#13)

Report Created: Sat 7 September 2024 15:46 GMT (Note: Timing is based on position data)

Page 1/13

[] Ranking at each section and finish
 -:-:- No data available at this section
 NA No data available
 SCN Saddle cloth number
 DNF Did not finish
 DNT Did not track

data processed by TRIPLES DATA



Doomben QLD Professional
Race 7: SPRING CARNIVAL BOOK NOW QTIS Three-Year-Old Handicap - 1110m
07 September 2024 - 15:28



Track Rating: Good 3, Weather: Fine, Rail Position: +1m Entire

Section	Overall	1000m	800m	600m	400m	200m	Last 600m
Field Times	1:03.41 (0:08.06)	0:55.35 (0:10.22)	0:45.13 (0:10.72)	0:34.41 (0:10.84)	0:23.57 (0:11.11)	0:12.46 (0:12.46)	0:34.41

Rank	TAB	Horse/Jockey	Barrier	Top Speed [km/h]	Fastest Section	Margin	Distance Travelled [m]
11	14	ROTHWEILER	1	68.7	0:08.46	12.73L	+5
		Taylor Marshall		1000m	Overall		

Scratched: Catch The Glory (#10), Ramp It Up (#9), Bengal Diamond (#13)

[] Ranking at each section and finish
 -:-:- No data available at this section
 NA No data available

SCN Saddle cloth number
 DNF Did not finish
 DNT Did not track



Horse/Jockey Name	Mishani Lily
Final Rank	1
Fastest Section Time (Section)	0:08.10 (Overall)
Top Speed [km/h] (Section)	72.1 (1000m)
Race State	Finished

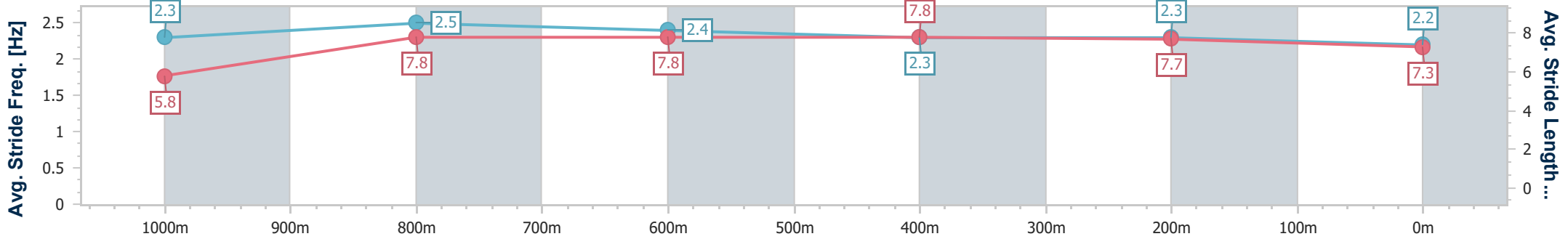
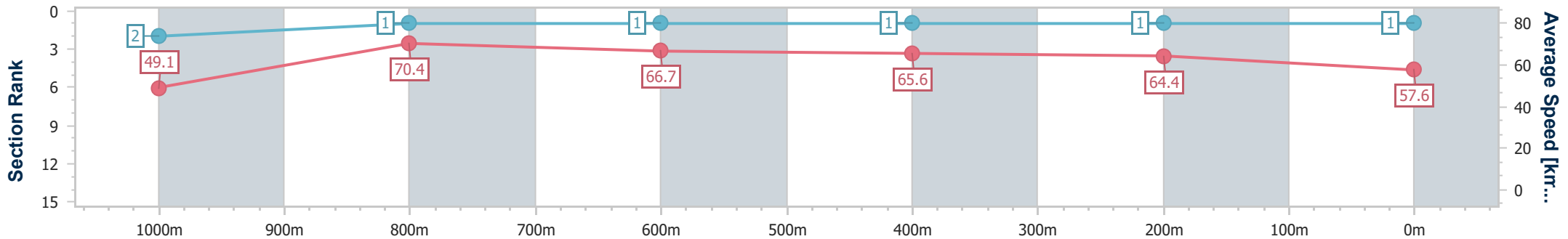


Doomben QLD Professional
Race 7: SPRING CARNIVAL BOOK NOW QTIS Three-Year-Old Handicap - 1110m
 07 September 2024 - 15:28
 Track Rating: Good 3, Weather: Fine, Rail Position: +1m Entire



BRISBANE
RACING CLUB

Section	Overall	1000m	800m	600m	400m	200m
Section Times	1:03.41 [1] (0:08.10)	0:55.31 [2] (0:10.18)	0:45.13 [1] (0:10.72)	0:34.41 [1] (0:10.84)	0:23.57 [1] (0:11.11)	0:12.46 [1] (0:12.46)
Average Speed [km/h]	49.1	70.4	66.7	65.6	64.4	57.6
Top Speed [km/h]	67.6	72.1	68.5	67.4	65.9	62.3
Avg. Dist. to Rail [m]	4.8	1.0	1.7	2.2	2.3	1.8
Avg. Stride Freq. [Hz]	2.3	2.5	2.4	2.3	2.3	2.2
Avg. Stride Length [m]	5.8	7.8	7.8	7.8	7.7	7.3



- [] Ranking at each section and finish
- .-.- No data available at this section
- NA No data available



Horse/Jockey Name	That's Interesting
Final Rank	2
Fastest Section Time (Section)	0:08.16 (Overall)
Top Speed [km/h] (Section)	70.4 (1000m)
Race State	Finished

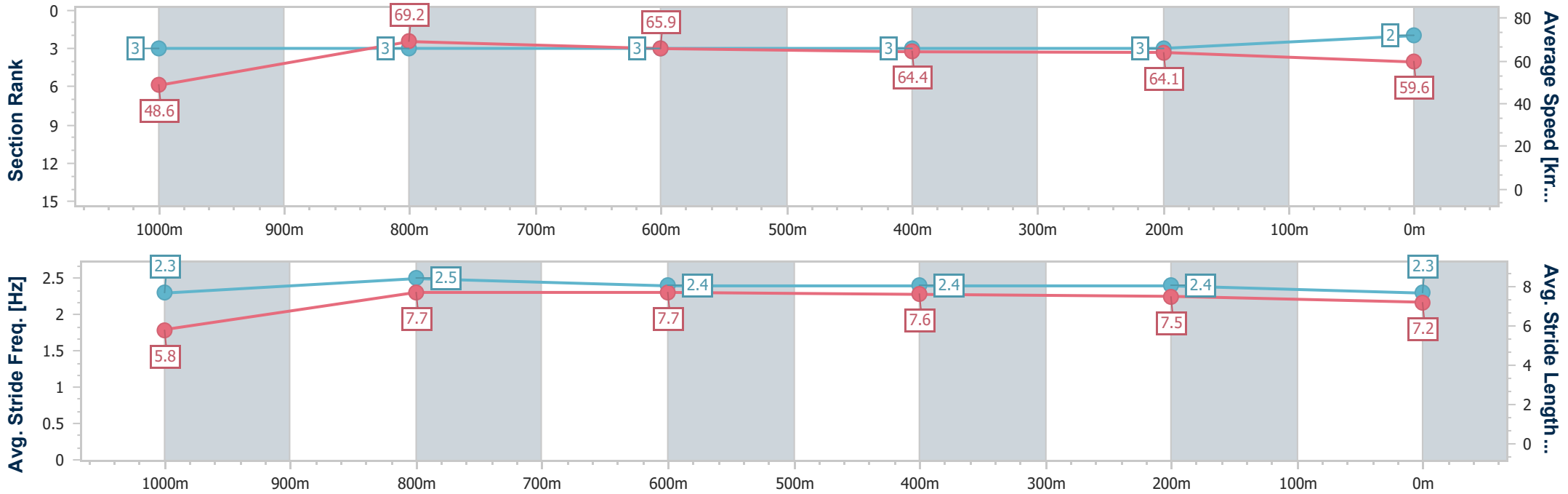


Doomben QLD Professional
Race 7: SPRING CARNIVAL BOOK NOW QTIS Three-Year-Old Handicap - 1110m
 07 September 2024 - 15:28
 Track Rating: Good 3, Weather: Fine, Rail Position: +1m Entire



BRISBANE
RACING CLUB

Section	Overall	1000m	800m	600m	400m	200m
Section Times	1:03.70 [2] (0:08.16)	0:55.54 [3] (0:10.39)	0:45.15 [3] (0:10.87)	0:34.28 [3] (0:11.05)	0:23.23 [3] (0:11.20)	0:12.03 [3] (0:12.03)
Average Speed [km/h]	48.6	69.2	65.9	64.4	64.1	59.6
Top Speed [km/h]	68.0	70.4	68.4	66.0	65.1	62.7
Avg. Dist. to Rail [m]	6.0	1.0	1.2	1.8	2.8	2.8
Avg. Stride Freq. [Hz]	2.3	2.5	2.4	2.4	2.4	2.3
Avg. Stride Length [m]	5.8	7.7	7.7	7.6	7.5	7.2



- [] Ranking at each section and finish
- .-.- No data available at this section
- NA No data available



Horse/Jockey Name	Tipsy Tiger
Final Rank	3
Fastest Section Time (Section)	0:08.44 (Overall)
Top Speed [km/h] (Section)	70.7 (1000m)
Race State	Finished

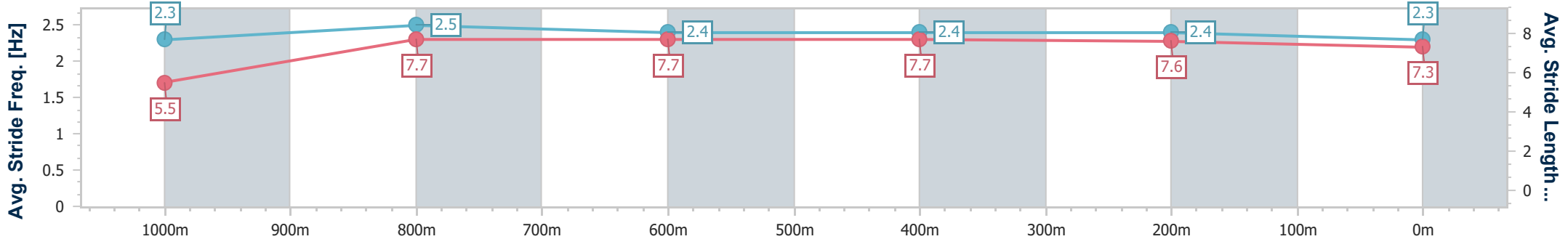
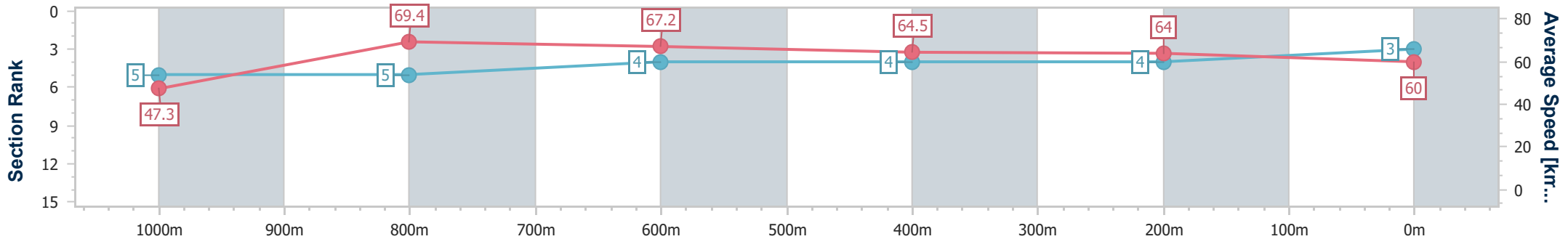


Doomben QLD Professional
Race 7: SPRING CARNIVAL BOOK NOW QTIS Three-Year-Old Handicap - 1110m
 07 September 2024 - 15:28
 Track Rating: Good 3, Weather: Fine, Rail Position: +1m Entire



BRISBANE
RACING CLUB

Section	Overall	1000m	800m	600m	400m	200m
Section Times	1:03.87 [3] (0:08.44)	0:55.43 [5] (0:10.39)	0:45.04 [5] (0:10.71)	0:34.33 [4] (0:11.10)	0:23.23 [4] (0:11.24)	0:11.99 [4] (0:11.99)
Average Speed [km/h]	47.3	69.4	67.2	64.5	64.0	60.0
Top Speed [km/h]	69.6	70.7	70.3	66.2	64.7	62.3
Avg. Dist. to Rail [m]	8.4	1.9	0.4	0.5	0.7	1.2
Avg. Stride Freq. [Hz]	2.3	2.5	2.4	2.4	2.4	2.3
Avg. Stride Length [m]	5.5	7.7	7.7	7.7	7.6	7.3



- [] Ranking at each section and finish
- .-.- No data available at this section
- NA No data available



Horse/Jockey Name	King Spirit
Final Rank	4
Fastest Section Time (Section)	0:08.27 (Overall)
Top Speed [km/h] (Section)	70.8 (1000m)
Race State	Finished

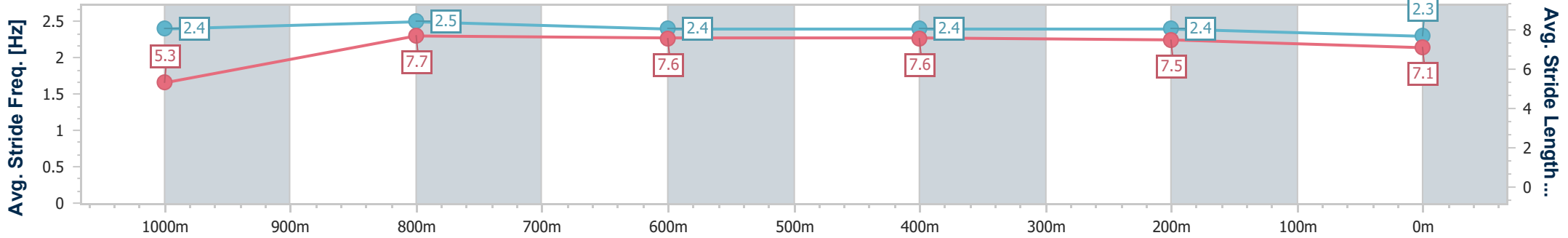
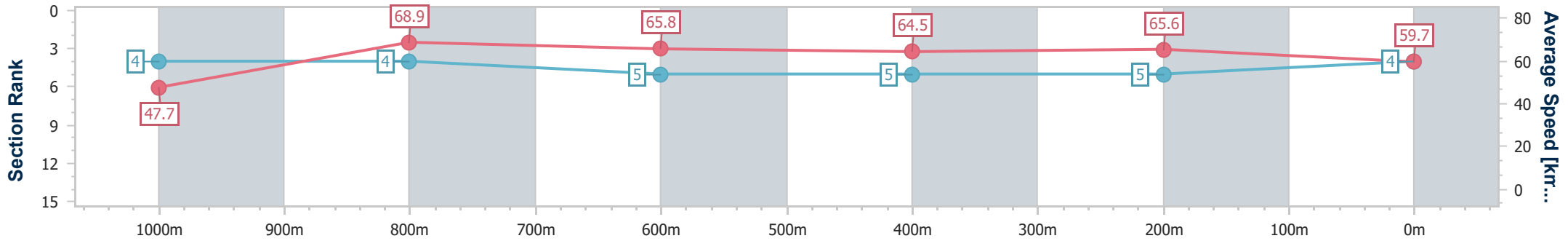


Doomben QLD Professional
Race 7: SPRING CARNIVAL BOOK NOW QTIS Three-Year-Old Handicap - 1110m
 07 September 2024 - 15:28
 Track Rating: Good 3, Weather: Fine, Rail Position: +1m Entire



BRISBANE
RACING CLUB

Section	Overall	1000m	800m	600m	400m	200m
Section Times	1:03.98 [4] (0:08.27)	0:55.71 [4] (0:10.44)	0:45.27 [4] (0:10.99)	0:34.28 [5] (0:11.22)	0:23.06 [5] (0:10.99)	0:12.07 [5] (0:12.07)
Average Speed [km/h]	47.7	68.9	65.8	64.5	65.6	59.7
Top Speed [km/h]	66.6	70.8	67.9	66.0	66.4	64.3
Avg. Dist. to Rail [m]	3.2	0.8	1.1	0.9	1.7	2.2
Avg. Stride Freq. [Hz]	2.4	2.5	2.4	2.4	2.4	2.3
Avg. Stride Length [m]	5.3	7.7	7.6	7.6	7.5	7.1



- [] Ranking at each section and finish
- .-.- No data available at this section
- NA No data available



Horse/Jockey Name	Kahlisee
Final Rank	5
Fastest Section Time (Section)	0:08.06 (Overall)
Top Speed [km/h] (Section)	72.4 (1000m)
Race State	Finished

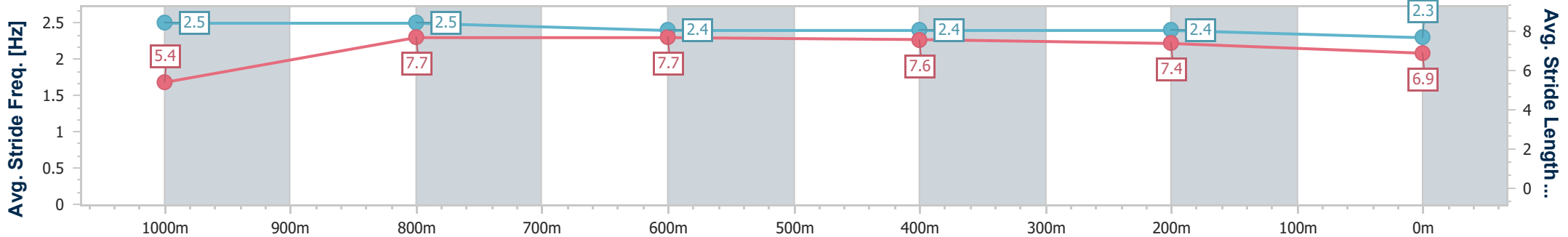
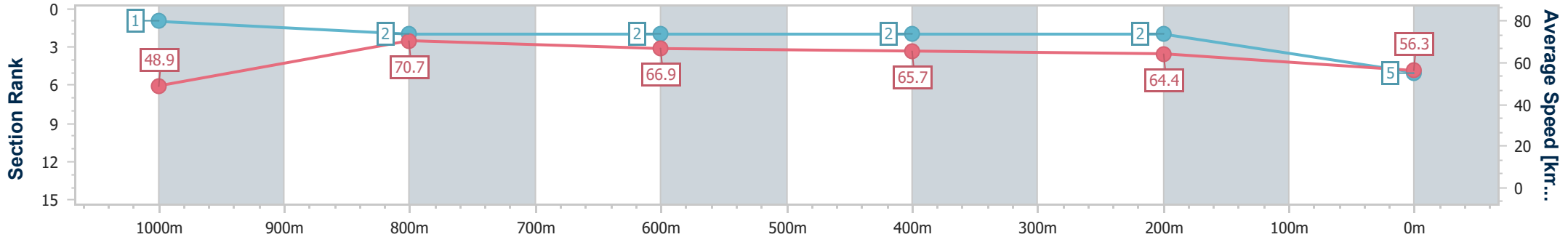


Doomben QLD Professional
Race 7: SPRING CARNIVAL BOOK NOW QTIS Three-Year-Old Handicap - 1110m
 07 September 2024 - 15:28
 Track Rating: Good 3, Weather: Fine, Rail Position: +1m Entire



BRISBANE
RACING CLUB

Section	Overall	1000m	800m	600m	400m	200m
Section Times	1:04.10 [5] (0:08.06)	0:56.04 [1] (0:10.23)	0:45.81 [2] (0:10.93)	0:34.88 [2] (0:10.94)	0:23.94 [2] (0:11.18)	0:12.76 [2] (0:12.76)
Average Speed [km/h]	48.9	70.7	66.9	65.7	64.4	56.3
Top Speed [km/h]	69.9	72.4	68.0	67.6	66.0	61.6
Avg. Dist. to Rail [m]	10.6	2.1	2.2	0.8	1.1	2.9
Avg. Stride Freq. [Hz]	2.5	2.5	2.4	2.4	2.4	2.3
Avg. Stride Length [m]	5.4	7.7	7.7	7.6	7.4	6.9



- [] Ranking at each section and finish
- .-.- No data available at this section
- NA No data available



Horse/Jockey Name	Herbie Town
Final Rank	6
Fastest Section Time (Section)	0:08.77 (Overall)
Top Speed [km/h] (Section)	68.5 (800m)
Race State	Finished

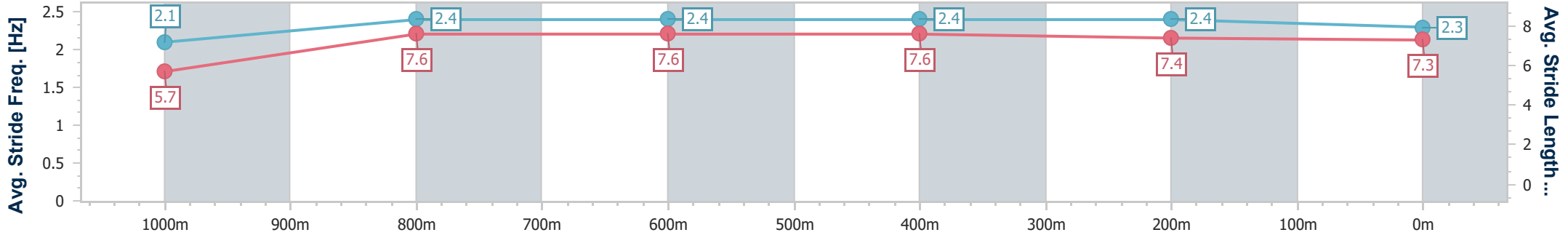
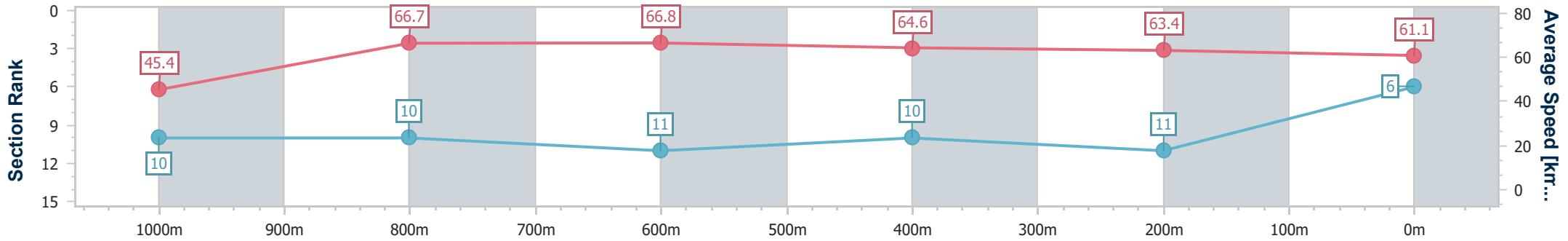


Doomben QLD Professional
Race 7: SPRING CARNIVAL BOOK NOW QTIS Three-Year-Old Handicap - 1110m
 07 September 2024 - 15:28
 Track Rating: Good 3, Weather: Fine, Rail Position: +1m Entire



BRISBANE
RACING CLUB

Section	Overall	1000m	800m	600m	400m	200m
Section Times	1:04.42 [6] (0:08.77)	0:55.65 [10] (0:10.75)	0:44.90 [10] (0:10.75)	0:34.15 [11] (0:11.05)	0:23.10 [10] (0:11.34)	0:11.76 [11] (0:11.76)
Average Speed [km/h]	45.4	66.7	66.8	64.6	63.4	61.1
Top Speed [km/h]	64.9	67.8	68.5	65.8	65.4	63.7
Avg. Dist. to Rail [m]	8.5	0.3	0.7	1.8	0.7	0.5
Avg. Stride Freq. [Hz]	2.1	2.4	2.4	2.4	2.4	2.3
Avg. Stride Length [m]	5.7	7.6	7.6	7.6	7.4	7.3



- [] Ranking at each section and finish
- .-.- No data available at this section
- NA No data available



Horse/Jockey Name	Apuntar
Final Rank	7
Fastest Section Time (Section)	0:09.04 (Overall)
Top Speed [km/h] (Section)	70.5 (1000m)
Race State	Finished

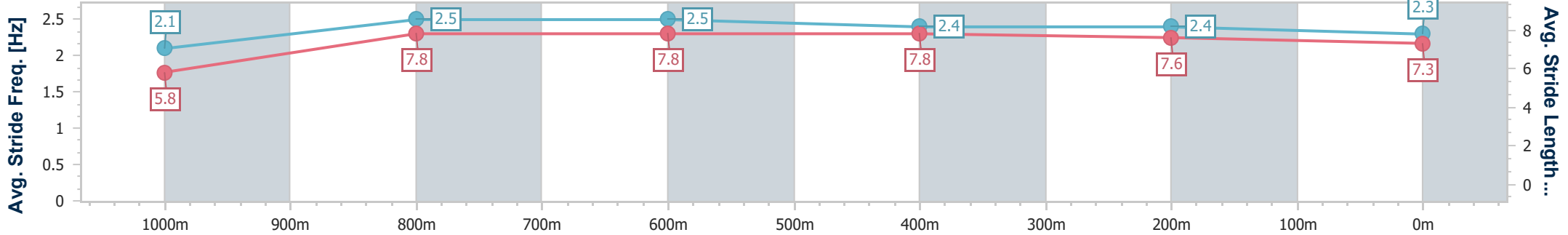
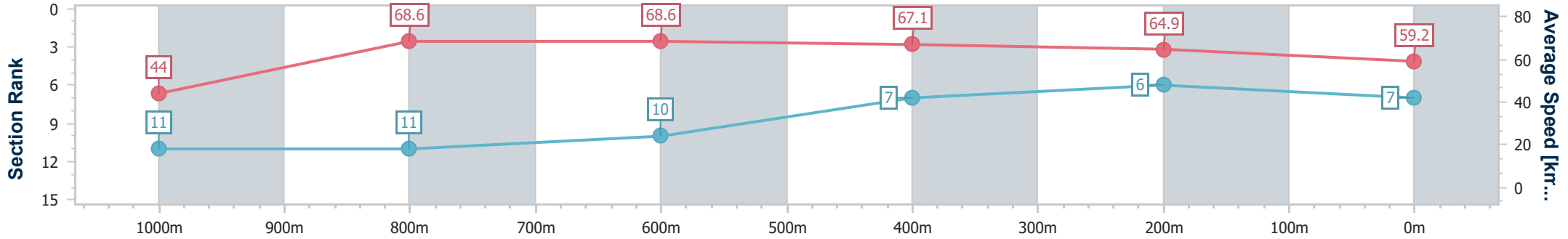


Doomben QLD Professional
Race 7: SPRING CARNIVAL BOOK NOW QTIS Three-Year-Old Handicap - 1110m
 07 September 2024 - 15:28
 Track Rating: Good 3, Weather: Fine, Rail Position: +1m Entire



BRISBANE
RACING CLUB

Section	Overall	1000m	800m	600m	400m	200m
Section Times	1:04.48 [7] (0:09.04)	0:55.44 [11] (0:10.55)	0:44.89 [11] (0:10.66)	0:34.23 [10] (0:10.89)	0:23.34 [7] (0:11.20)	0:12.14 [6] (0:12.14)
Average Speed [km/h]	44.0	68.6	68.6	67.1	64.9	59.2
Top Speed [km/h]	64.8	70.5	69.7	67.9	66.7	62.8
Avg. Dist. to Rail [m]	7.2	3.1	3.2	2.3	5.3	5.7
Avg. Stride Freq. [Hz]	2.1	2.5	2.5	2.4	2.4	2.3
Avg. Stride Length [m]	5.8	7.8	7.8	7.8	7.6	7.3



- [] Ranking at each section and finish
- .-.- No data available at this section
- NA No data available



Horse/Jockey Name	Mishani Fire
Final Rank	8
Fastest Section Time (Section)	0:08.71 (Overall)
Top Speed [km/h] (Section)	68.6 (1000m)
Race State	Finished

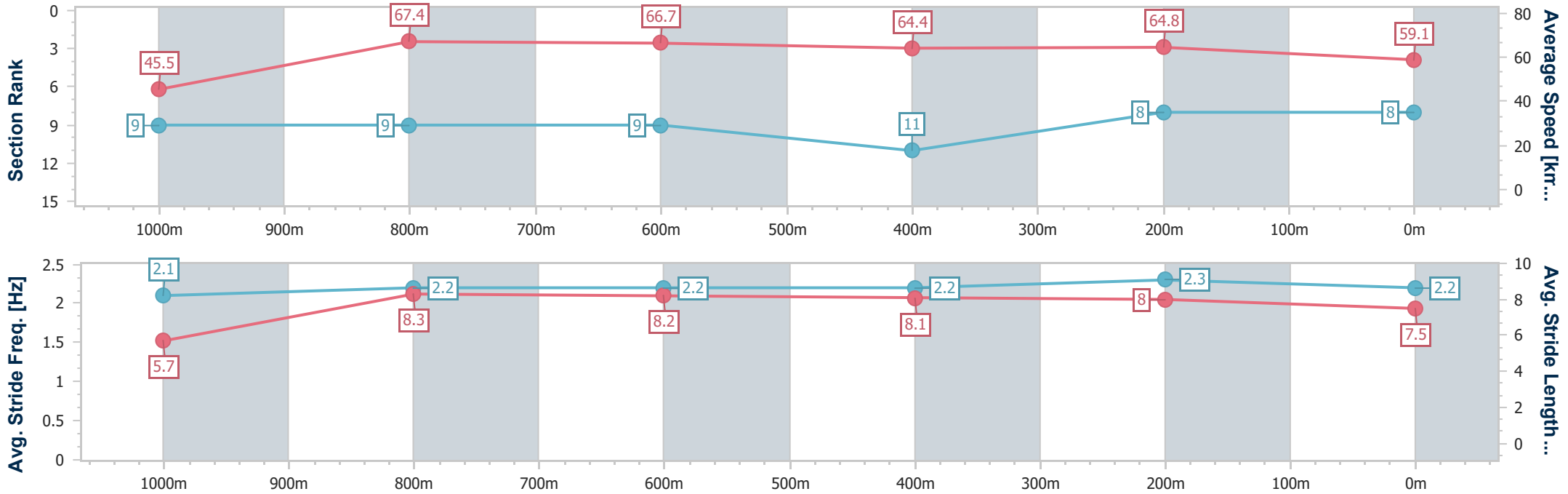


Doomben QLD Professional
Race 7: SPRING CARNIVAL BOOK NOW QTIS Three-Year-Old Handicap - 1110m
 07 September 2024 - 15:28
 Track Rating: Good 3, Weather: Fine, Rail Position: +1m Entire



BRISBANE
RACING CLUB

Section	Overall	1000m	800m	600m	400m	200m
Section Times	1:04.69 [8] (0:08.71)	0:55.98 [9] (0:10.74)	0:45.24 [9] (0:10.79)	0:34.45 [9] (0:11.16)	0:23.29 [11] (0:11.10)	0:12.19 [8] (0:12.19)
Average Speed [km/h]	45.5	67.4	66.7	64.4	64.8	59.1
Top Speed [km/h]	65.1	68.6	68.0	64.9	66.1	63.5
Avg. Dist. to Rail [m]	9.6	1.6	0.5	0.7	2.3	5.1
Avg. Stride Freq. [Hz]	2.1	2.2	2.2	2.2	2.3	2.2
Avg. Stride Length [m]	5.7	8.3	8.2	8.1	8.0	7.5



- [] Ranking at each section and finish
- .-.- No data available at this section
- NA No data available



Horse/Jockey Name	Flash Drive
Final Rank	9
Fastest Section Time (Section)	0:08.45 (Overall)
Top Speed [km/h] (Section)	68.3 (1000m)
Race State	Finished

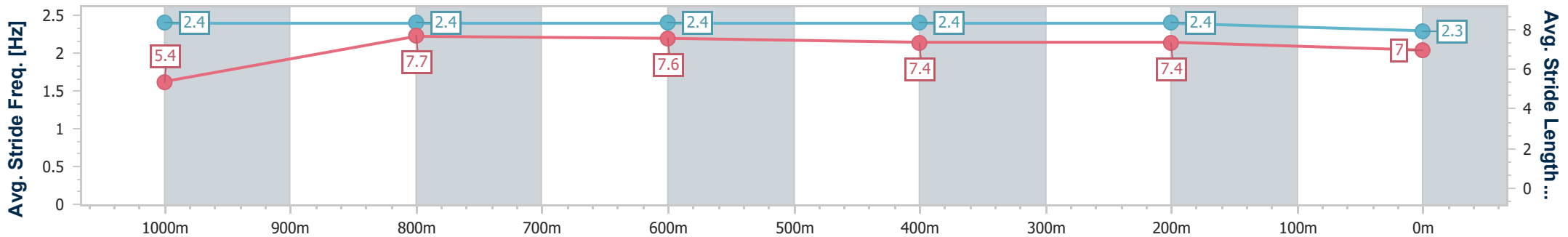
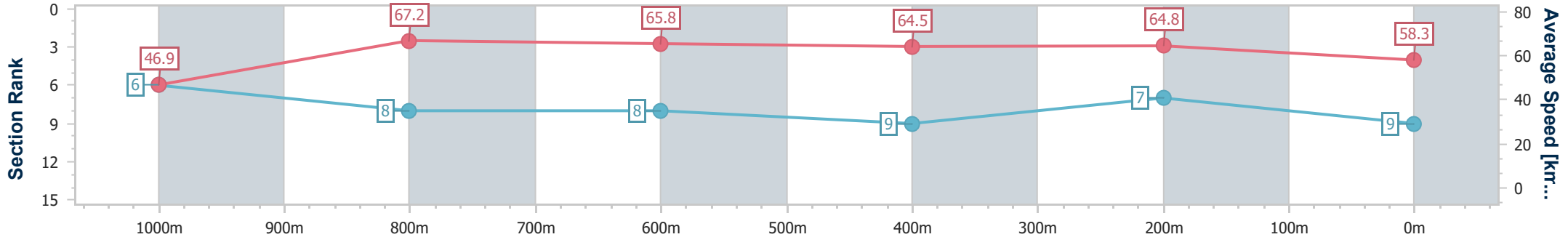


Doomben QLD Professional
Race 7: SPRING CARNIVAL BOOK NOW QTIS Three-Year-Old Handicap - 1110m
 07 September 2024 - 15:28
 Track Rating: Good 3, Weather: Fine, Rail Position: +1m Entire



BRISBANE
RACING CLUB

Section	Overall	1000m	800m	600m	400m	200m
Section Times	1:04.73 [9] (0:08.45)	0:56.28 [6] (0:10.72)	0:45.56 [8] (0:11.00)	0:34.56 [8] (0:11.11)	0:23.45 [9] (0:11.13)	0:12.32 [7] (0:12.32)
Average Speed [km/h]	46.9	67.2	65.8	64.5	64.8	58.3
Top Speed [km/h]	65.1	68.3	68.3	66.8	66.2	62.3
Avg. Dist. to Rail [m]	6.5	0.8	0.5	0.4	2.0	1.4
Avg. Stride Freq. [Hz]	2.4	2.4	2.4	2.4	2.4	2.3
Avg. Stride Length [m]	5.4	7.7	7.6	7.4	7.4	7.0



- [] Ranking at each section and finish
- .-.- No data available at this section
- NA No data available



Horse/Jockey Name	Port River Billie
Final Rank	10
Fastest Section Time (Section)	0:08.47 (Overall)
Top Speed [km/h] (Section)	71.4 (1000m)
Race State	Finished

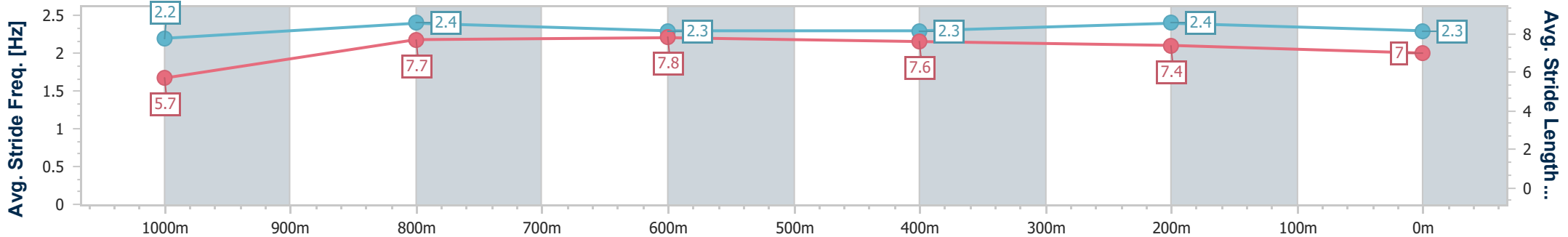
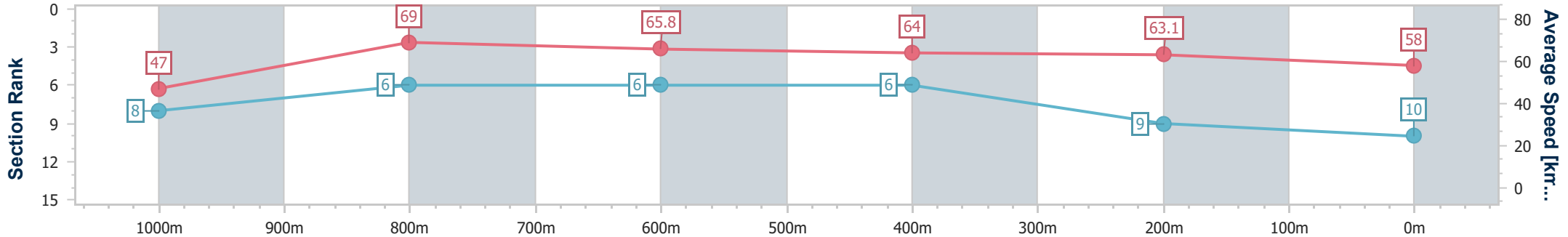


Doomben QLD Professional
Race 7: SPRING CARNIVAL BOOK NOW QTIS Three-Year-Old Handicap - 1110m
 07 September 2024 - 15:28
 Track Rating: Good 3, Weather: Fine, Rail Position: +1m Entire



BRISBANE
RACING CLUB

Section	Overall	1000m	800m	600m	400m	200m
Section Times	1:04.99 [10] (0:08.47)	0:56.52 [8] (0:10.41)	0:46.11 [6] (0:10.99)	0:35.12 [6] (0:11.26)	0:23.86 [6] (0:11.44)	0:12.42 [9] (0:12.42)
Average Speed [km/h]	47.0	69.0	65.8	64.0	63.1	58.0
Top Speed [km/h]	66.7	71.4	66.9	66.0	64.5	61.0
Avg. Dist. to Rail [m]	3.4	0.5	0.5	0.7	1.8	2.8
Avg. Stride Freq. [Hz]	2.2	2.4	2.3	2.3	2.4	2.3
Avg. Stride Length [m]	5.7	7.7	7.8	7.6	7.4	7.0



- [] Ranking at each section and finish
- .-.- No data available at this section
- NA No data available



Horse/Jockey Name	Rothweiler
Final Rank	11
Fastest Section Time (Section)	0:08.46 (Overall)
Top Speed [km/h] (Section)	68.7 (1000m)
Race State	Finished

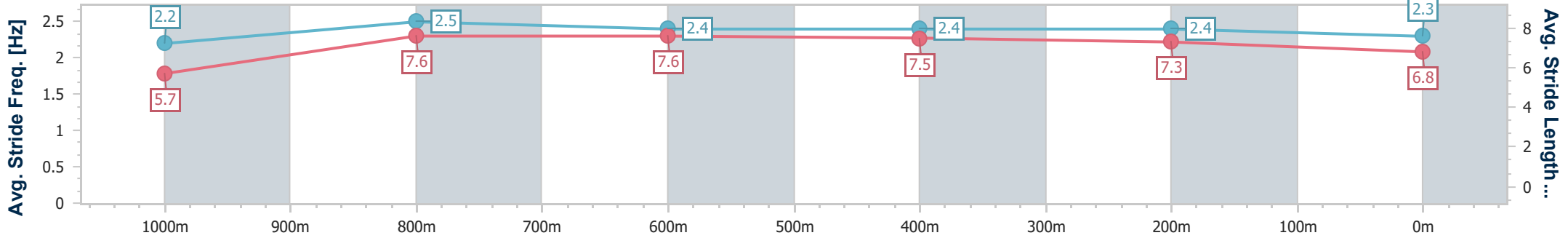
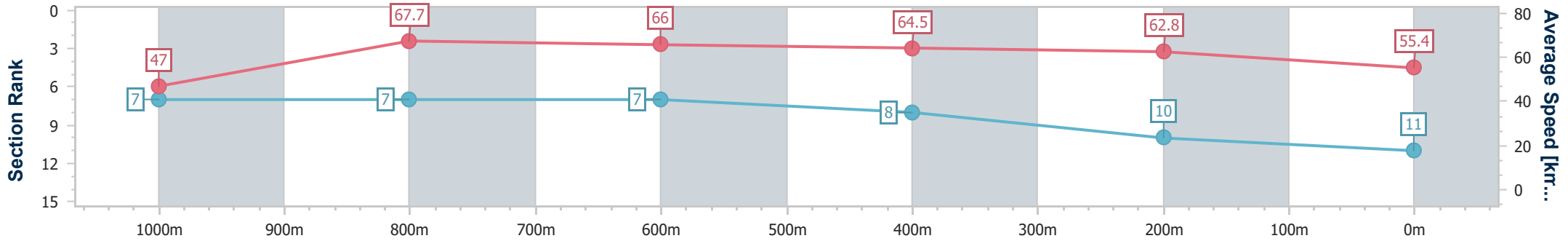


Doomben QLD Professional
Race 7: SPRING CARNIVAL BOOK NOW QTIS Three-Year-Old Handicap - 1110m
 07 September 2024 - 15:28
 Track Rating: Good 3, Weather: Fine, Rail Position: +1m Entire



BRISBANE
RACING CLUB

Section	Overall	1000m	800m	600m	400m	200m
Section Times	1:05.57 [11] (0:08.46)	0:57.11 [7] (0:10.62)	0:46.49 [7] (0:10.93)	0:35.56 [7] (0:11.16)	0:24.40 [8] (0:11.40)	0:13.00 [10] (0:13.00)
Average Speed [km/h]	47.0	67.7	66.0	64.5	62.8	55.4
Top Speed [km/h]	64.1	68.7	67.9	66.4	64.6	60.6
Avg. Dist. to Rail [m]	1.5	0.3	0.5	0.5	1.0	0.6
Avg. Stride Freq. [Hz]	2.2	2.5	2.4	2.4	2.4	2.3
Avg. Stride Length [m]	5.7	7.6	7.6	7.5	7.3	6.8



- [] Ranking at each section and finish
- .-.- No data available at this section
- NA No data available



Doomben QLD Professional
Race 8: BUNDABERG RUM OPEN Handicap - WEIGHTS RAISED 3KG - 1350m
07 September 2024 - 16:07



BRISBANE
RACING CLUB

Track Rating: Good 3, Weather: Fine, Rail Position: +1m Entire

Section				Overall	1200m	1000m	800m	600m	400m	Last 600m			
Field Times				1:17.67 (0:10.65)	1:07.02 (0:10.34)	0:56.68 (0:10.94)	0:45.74 (0:11.16)	0:34.58 (0:11.17)	0:23.41 (0:11.24)	0:34.58			
Rank	TAB	Horse/Jockey	Barrier	Top Speed [km/h]	Fastest Section							Distance Travelled [m]	
1	11	PLUNDERING Ron Stewart	8	70.8 1200m	0:10.45 1200m	1:17.67 [1] (0:10.74)	1:06.93 [3] (0:10.45)	0:56.48 [2] (0:10.93)	0:45.55 [2] (0:11.16)	0:34.39 [2] (0:11.15)	0:23.24 [2] (0:11.17)	0:34.39	
2	4	ROCKRIBBED Emily Lang	11	71.0 1200m	0:10.34 1200m	1:17.93 [2] (0:10.65)	1:07.28 [1] (0:10.34)	0:56.94 [1] (0:10.94)	0:46.00 [1] (0:11.16)	0:34.84 [1] (0:11.17)	0:23.67 [1] (0:11.24)	0:34.84	-1
3	12	WINSTON SMURFHILL Nikita Beriman	4	68.0 1200m	0:10.66 1200m	1:18.00 [3] (0:10.69)	1:07.31 [2] (0:10.66)	0:56.65 [3] (0:11.07)	0:45.58 [3] (0:11.28)	0:34.30 [3] (0:11.25)	0:23.05 [5] (0:11.05)	0:34.30	-3
4	6	NED'S GULLY Taylor Marshall	1	67.6 1000m	0:10.81 Overall	1:18.02 [4] (0:10.81)	1:07.21 [4] (0:10.81)	0:56.40 [5] (0:11.01)	0:45.39 [5] (0:11.08)	0:34.31 [4] (0:11.22)	0:23.09 [4] (0:10.91)	0:34.31	-2
5	5	SECRET PLAN James Orman	3	67.2 1000m	0:10.84 1200m	1:18.03 [5] (0:11.11)	1:06.92 [9] (0:10.84)	0:56.08 [7] (0:10.98)	0:45.10 [6] (0:11.11)	0:33.99 [7] (0:11.10)	0:22.89 [6] (0:10.98)	0:33.99	-3
6	3	EXCELLADUS Ryan Maloney	9	67.7 1200m	0:10.70 1200m	1:18.39 [6] (0:10.91)	1:07.48 [5] (0:10.70)	0:56.78 [4] (0:10.96)	0:45.82 [4] (0:11.15)	0:34.67 [5] (0:11.19)	0:23.48 [3] (0:11.21)	0:34.67	+0
7	8	MISSISSIPPI PRINCE Samantha Collett	2	66.8 1000m	0:10.93 Overall	1:18.48 [7] (0:10.93)	1:07.55 [6] (0:10.99)	0:56.56 [6] (0:11.01)	0:45.55 [7] (0:11.10)	0:34.45 [6] (0:11.20)	0:23.25 [7] (0:11.25)	0:34.45	+0
8	1	BONAPARTE Cody Collis	10	66.9 1200m	0:10.90 1200m	1:18.53 [8] (0:11.05)	1:07.48 [7] (0:10.90)	0:56.58 [8] (0:11.18)	0:45.40 [9] (0:11.22)	0:34.18 [9] (0:11.00)	0:23.18 [9] (0:11.11)	0:34.18	-3
9	2	IRISH SONGS Boris Thornton	7	68.6 800m	0:10.95 1200m	1:20.37 [9] (0:11.10)	1:09.27 [8] (0:10.95)	0:58.32 [9] (0:10.98)	0:47.34 [8] (0:11.22)	0:36.12 [8] (0:11.04)	0:25.08 [8] (0:11.70)	0:36.12	+3

Scratched: Atmosphere (#9), En Pointe (#10), Shopping Esprit (#7)

[] Ranking at each section and finish
 -:-:- No data available at this section
 NA No data available

SCN Saddle cloth number
 DNF Did not finish
 DNT Did not track



Doomben QLD Professional

Race 8: BUNDABERG RUM OPEN Handicap - WEIGHTS RAISED 3KG - 1350m

07 September 2024 - 16:07



BRISBANE
RACING CLUB

Track Rating: Good 3, Weather: Fine, Rail Position: +1m Entire

Section				200m				Last 600m	
Field Times				0:12.17 (0:12.17)				0:34.58	
Rank	TAB	Horse/Jockey	Barrier	Top Speed [km/h]	Fastest Section	Margin			Distance Travelled [m]
1	11	PLUNDERING Ron Stewart	8	70.8 1200m	0:10.45 1200m	0:12.07 [2] (0:12.07)	1:17.67		0:34.39
2	4	ROCKRIBBED Emily Lang	11	71.0 1200m	0:10.34 1200m	0:12.43 [1] (0:12.43)	1.54L		0:34.84 -1
3	12	WINSTON SMURFHILL Nikita Beriman	4	68.0 1200m	0:10.66 1200m	0:12.00 [4] (0:12.00)	1.94L		0:34.30 -3
4	6	NED'S GULLY Taylor Marshall	1	67.6 1000m	0:10.81 Overall	0:12.18 [3] (0:12.18)	2.06L		0:34.31 -2
5	5	SECRET PLAN James Orman	3	67.2 1000m	0:10.84 1200m	0:11.91 [6] (0:11.91)	2.14L		0:33.99 -3
6	3	EXCELLADUS Ryan Maloney	9	67.7 1200m	0:10.70 1200m	0:12.27 [5] (0:12.27)	4.24L		0:34.67 +0
7	8	MISSISSIPPI PRINCE Samantha Collett	2	66.8 1000m	0:10.93 Overall	0:12.00 [8] (0:12.00)	4.74L		0:34.45 +0
8	1	BONAPARTE Cody Collis	10	66.9 1200m	0:10.90 1200m	0:12.07 [7] (0:12.07)	5.08L		0:34.18 -3
9	2	IRISH SONGS Boris Thornton	7	68.6 800m	0:10.95 1200m	0:13.38 [9] (0:13.38)	15.9L		0:36.12 +3

Scratched: Atmosphere (#9), En Pointe (#10), Shopping Esprit (#7)



Horse/Jockey Name	Plundering
Final Rank	1
Fastest Section Time (Section)	0:10.45 (1200m)
Top Speed [km/h] (Section)	70.8 (1200m)
Race State	Finished



Doomben QLD Professional
 Race 8: BUNDABERG RUM OPEN Handicap - WEIGHTS
 RAISED 3KG - 1350m

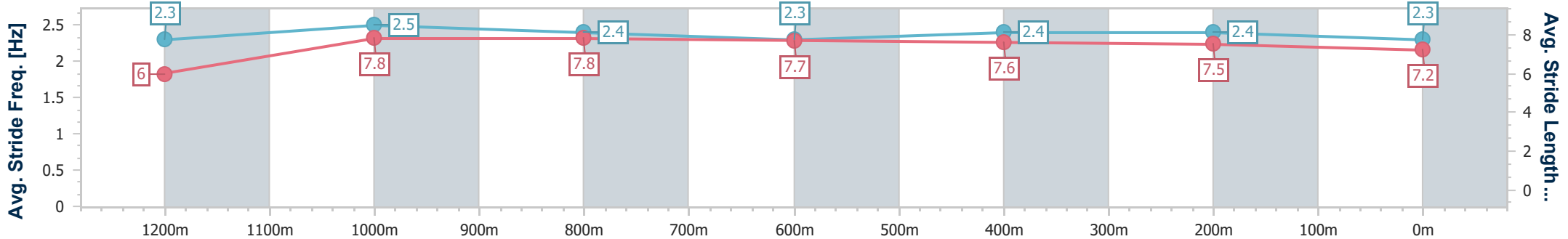
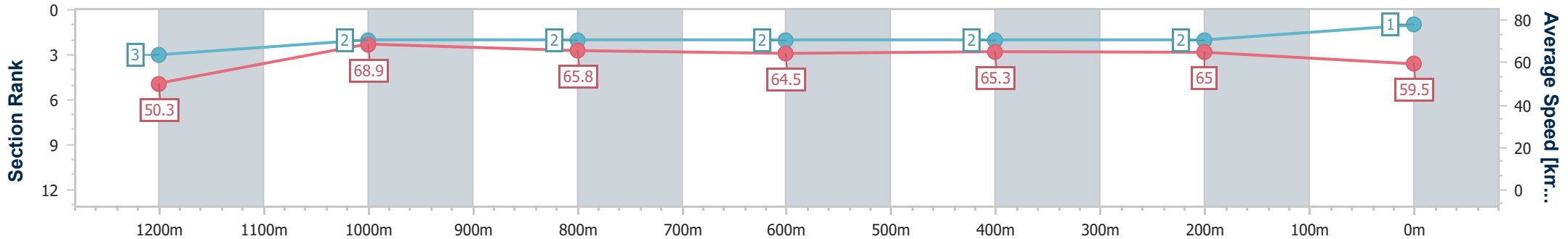
07 September 2024 - 16:07

Track Rating: Good 3, Weather: Fine, Rail Position: +1m Entire



BRISBANE
 RACING CLUB

Section	Overall	1200m	1000m	800m	600m	400m	200m
Section Times	1:17.67 [1] (0:10.74)	1:06.93 [3] (0:10.45)	0:56.48 [2] (0:10.93)	0:45.55 [2] (0:11.16)	0:34.39 [2] (0:11.15)	0:23.24 [2] (0:11.17)	0:12.07 [2] (0:12.07)
Average Speed [km/h]	50.3	68.9	65.8	64.5	65.3	65.0	59.5
Top Speed [km/h]	67.5	70.8	67.4	65.9	67.0	65.4	64.0
Avg. Dist. to Rail [m]	6.0	0.9	1.2	0.5	1.9	3.1	3.8
Avg. Stride Freq. [Hz]	2.3	2.5	2.4	2.3	2.4	2.4	2.3
Avg. Stride Length [m]	6.0	7.8	7.8	7.7	7.6	7.5	7.2



- [] Ranking at each section and finish
- .-.- No data available at this section
- NA No data available



Horse/Jockey Name	Rockribbed
Final Rank	2
Fastest Section Time (Section)	0:10.34 (1200m)
Top Speed [km/h] (Section)	71.0 (1200m)
Race State	Finished



Doomben QLD Professional
 Race 8: BUNDABERG RUM OPEN Handicap - WEIGHTS
 RAISED 3KG - 1350m

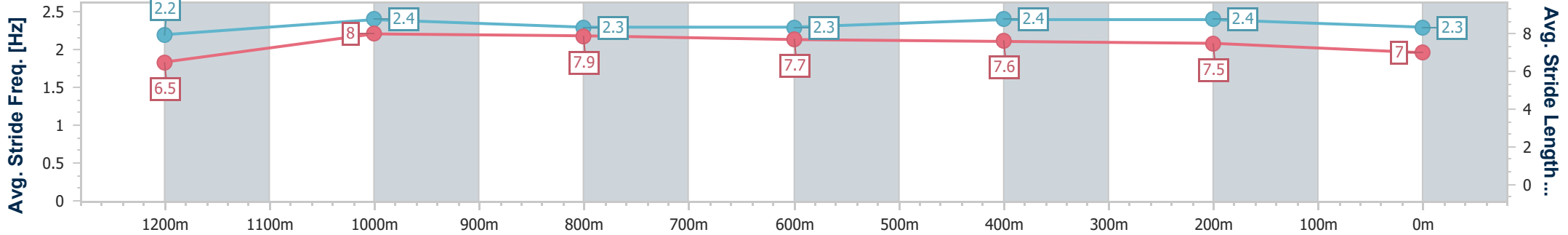
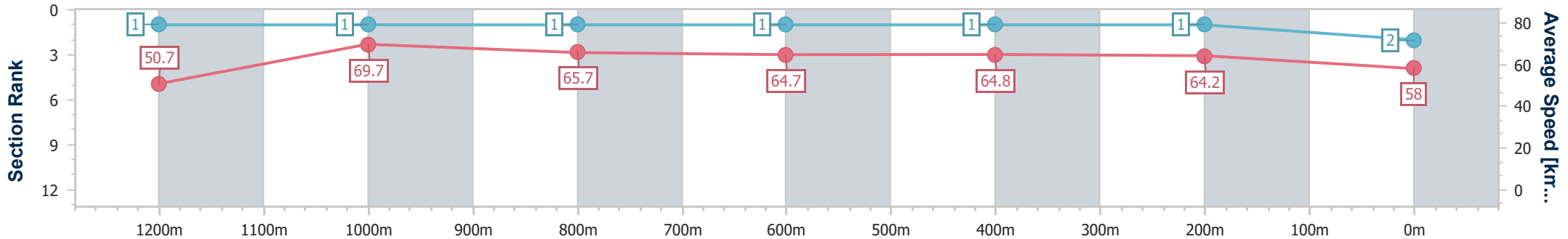
07 September 2024 - 16:07

Track Rating: Good 3, Weather: Fine, Rail Position: +1m Entire



BRISBANE
 RACING CLUB

Section	Overall	1200m	1000m	800m	600m	400m	200m
Section Times	1:17.93 [2] (0:10.65)	1:07.28 [1] (0:10.34)	0:56.94 [1] (0:10.94)	0:46.00 [1] (0:11.16)	0:34.84 [1] (0:11.17)	0:23.67 [1] (0:11.24)	0:12.43 [1] (0:12.43)
Average Speed [km/h]	50.7	69.7	65.7	64.7	64.8	64.2	58.0
Top Speed [km/h]	69.9	71.0	67.3	65.3	65.9	65.9	62.4
Avg. Dist. to Rail [m]	8.6	1.7	0.7	0.8	1.6	1.0	0.6
Avg. Stride Freq. [Hz]	2.2	2.4	2.3	2.3	2.4	2.4	2.3
Avg. Stride Length [m]	6.5	8.0	7.9	7.7	7.6	7.5	7.0



- [] Ranking at each section and finish
- .-.- No data available at this section
- NA No data available



Horse/Jockey Name	Winston Smurfhill
Final Rank	3
Fastest Section Time (Section)	0:10.66 (1200m)
Top Speed [km/h] (Section)	68.0 (1200m)
Race State	Finished

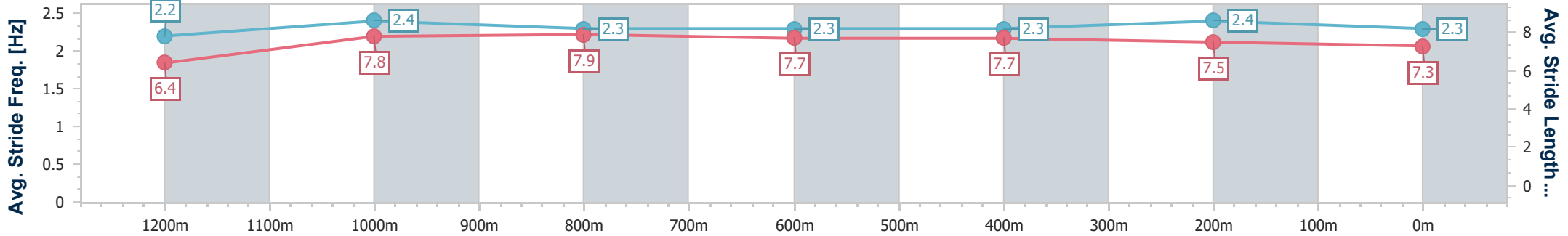
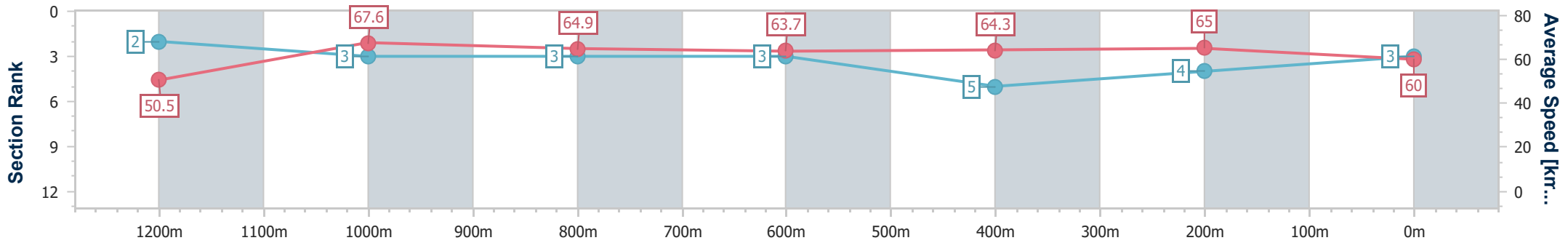


Doomben QLD Professional
Race 8: BUNDABERG RUM OPEN Handicap - WEIGHTS
RAISED 3KG - 1350m
 07 September 2024 - 16:07
 Track Rating: Good 3, Weather: Fine, Rail Position: +1m Entire



BRISBANE
RACING CLUB

Section	Overall	1200m	1000m	800m	600m	400m	200m
Section Times	1:18.00 [3] (0:10.69)	1:07.31 [2] (0:10.66)	0:56.65 [3] (0:11.07)	0:45.58 [3] (0:11.28)	0:34.30 [3] (0:11.25)	0:23.05 [5] (0:11.05)	0:12.00 [4] (0:12.00)
Average Speed [km/h]	50.5	67.6	64.9	63.7	64.3	65.0	60.0
Top Speed [km/h]	66.4	68.0	67.7	66.0	65.6	66.2	64.3
Avg. Dist. to Rail [m]	4.6	1.8	1.2	0.1	0.3	1.1	2.6
Avg. Stride Freq. [Hz]	2.2	2.4	2.3	2.3	2.3	2.4	2.3
Avg. Stride Length [m]	6.4	7.8	7.9	7.7	7.7	7.5	7.3



- [] Ranking at each section and finish
- .-.- No data available at this section
- NA No data available



Horse/Jockey Name	Ned's Gully
Final Rank	4
Fastest Section Time (Section)	0:10.81 (Overall)
Top Speed [km/h] (Section)	67.6 (1000m)
Race State	Finished



Doomben QLD Professional
 Race 8: BUNDABERG RUM OPEN Handicap - WEIGHTS
 RAISED 3KG - 1350m

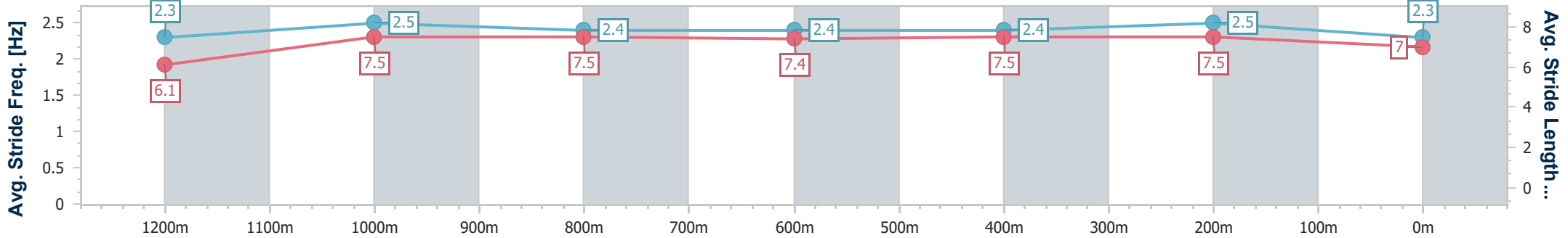
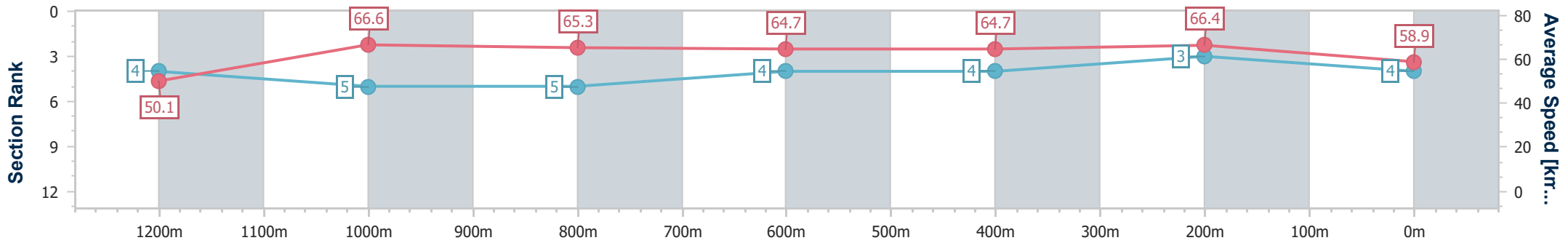
07 September 2024 - 16:07

Track Rating: Good 3, Weather: Fine, Rail Position: +1m Entire



BRISBANE
 RACING CLUB

Section	Overall	1200m	1000m	800m	600m	400m	200m
Section Times	1:18.02 [4] (0:10.81)	1:07.21 [4] (0:10.81)	0:56.40 [5] (0:11.01)	0:45.39 [5] (0:11.08)	0:34.31 [4] (0:11.22)	0:23.09 [4] (0:10.91)	0:12.18 [3] (0:12.18)
Average Speed [km/h]	50.1	66.6	65.3	64.7	64.7	66.4	58.9
Top Speed [km/h]	66.2	67.6	67.6	65.6	65.7	67.2	64.0
Avg. Dist. to Rail [m]	1.8	0.9	0.8	0.6	1.5	3.1	4.5
Avg. Stride Freq. [Hz]	2.3	2.5	2.4	2.4	2.4	2.5	2.3
Avg. Stride Length [m]	6.1	7.5	7.5	7.4	7.5	7.5	7.0



- [] Ranking at each section and finish
- .-.- No data available at this section
- NA No data available



Horse/Jockey Name	Secret Plan
Final Rank	5
Fastest Section Time (Section)	0:10.84 (1200m)
Top Speed [km/h] (Section)	67.2 (1000m)
Race State	Finished



Doomben QLD Professional
Race 8: BUNDABERG RUM OPEN Handicap - WEIGHTS
RAISED 3KG - 1350m

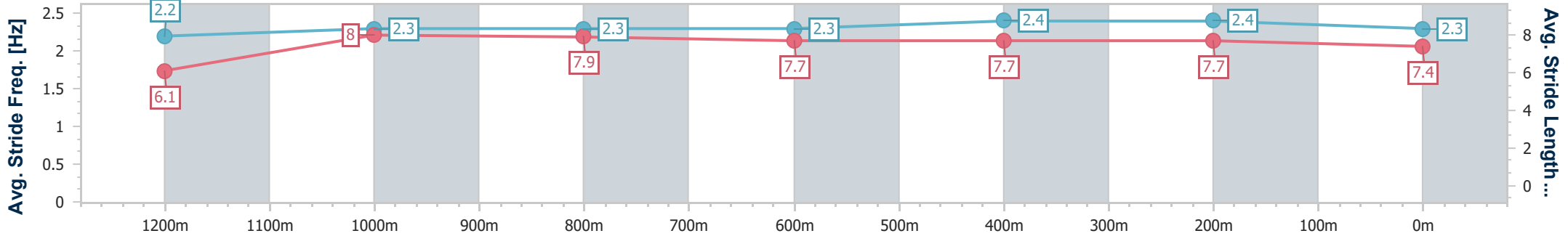
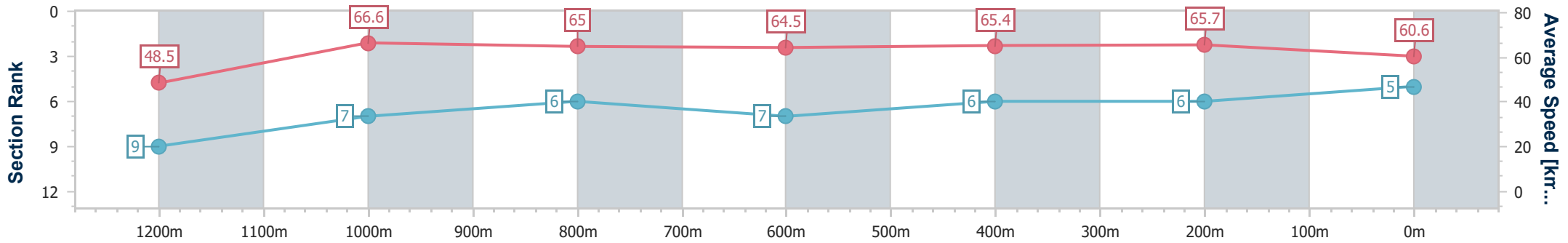
07 September 2024 - 16:07

Track Rating: Good 3, Weather: Fine, Rail Position: +1m Entire



BRISBANE
RACING CLUB

Section	Overall	1200m	1000m	800m	600m	400m	200m
Section Times	1:18.03 [5] (0:11.11)	1:06.92 [9] (0:10.84)	0:56.08 [7] (0:10.98)	0:45.10 [6] (0:11.11)	0:33.99 [7] (0:11.10)	0:22.89 [6] (0:10.98)	0:11.91 [6] (0:11.91)
Average Speed [km/h]	48.5	66.6	65.0	64.5	65.4	65.7	60.6
Top Speed [km/h]	66.0	67.2	67.2	67.1	67.1	66.9	64.2
Avg. Dist. to Rail [m]	3.3	1.4	2.1	1.0	1.0	3.8	5.1
Avg. Stride Freq. [Hz]	2.2	2.3	2.3	2.3	2.4	2.4	2.3
Avg. Stride Length [m]	6.1	8.0	7.9	7.7	7.7	7.7	7.4



- [] Ranking at each section and finish
- .-.- No data available at this section
- NA No data available



Horse/Jockey Name	Excelladus
Final Rank	6
Fastest Section Time (Section)	0:10.70 (1200m)
Top Speed [km/h] (Section)	67.7 (1200m)
Race State	Finished

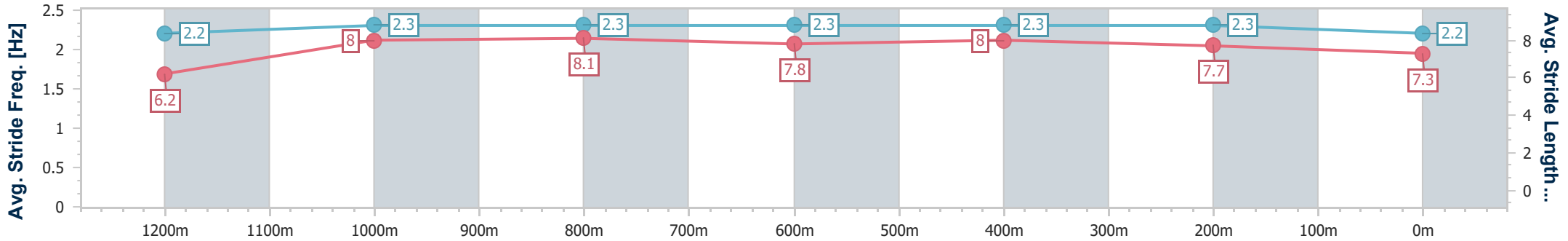
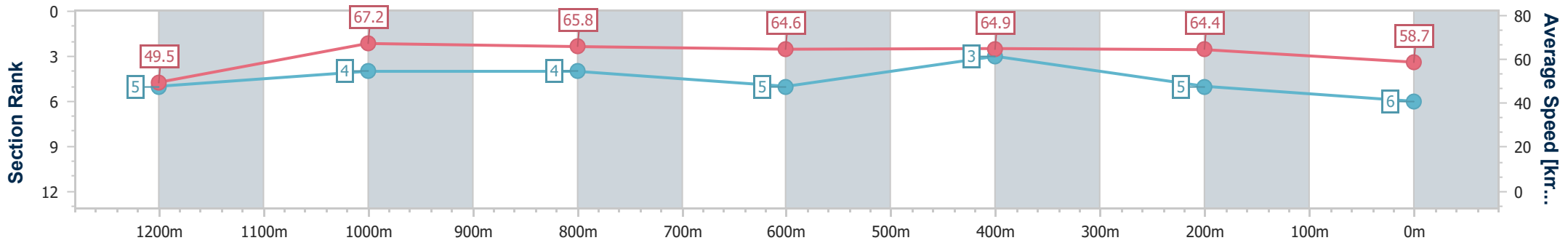


Doomben QLD Professional
Race 8: BUNDABERG RUM OPEN Handicap - WEIGHTS
RAISED 3KG - 1350m
 07 September 2024 - 16:07
 Track Rating: Good 3, Weather: Fine, Rail Position: +1m Entire



BRISBANE
RACING CLUB

Section	Overall	1200m	1000m	800m	600m	400m	200m
Section Times	1:18.39 [6] (0:10.91)	1:07.48 [5] (0:10.70)	0:56.78 [4] (0:10.96)	0:45.82 [4] (0:11.15)	0:34.67 [5] (0:11.19)	0:23.48 [3] (0:11.21)	0:12.27 [5] (0:12.27)
Average Speed [km/h]	49.5	67.2	65.8	64.6	64.9	64.4	58.7
Top Speed [km/h]	65.4	67.7	67.1	66.4	66.7	65.8	63.4
Avg. Dist. to Rail [m]	6.8	0.9	0.8	0.7	1.5	3.2	5.6
Avg. Stride Freq. [Hz]	2.2	2.3	2.3	2.3	2.3	2.3	2.2
Avg. Stride Length [m]	6.2	8.0	8.1	7.8	8.0	7.7	7.3



- [] Ranking at each section and finish
- .-.- No data available at this section
- NA No data available



Horse/Jockey Name	Mississippi Prince
Final Rank	7
Fastest Section Time (Section)	0:10.93 (Overall)
Top Speed [km/h] (Section)	66.8 (1000m)
Race State	Finished



Doomben QLD Professional
 Race 8: BUNDABERG RUM OPEN Handicap - WEIGHTS
 RAISED 3KG - 1350m

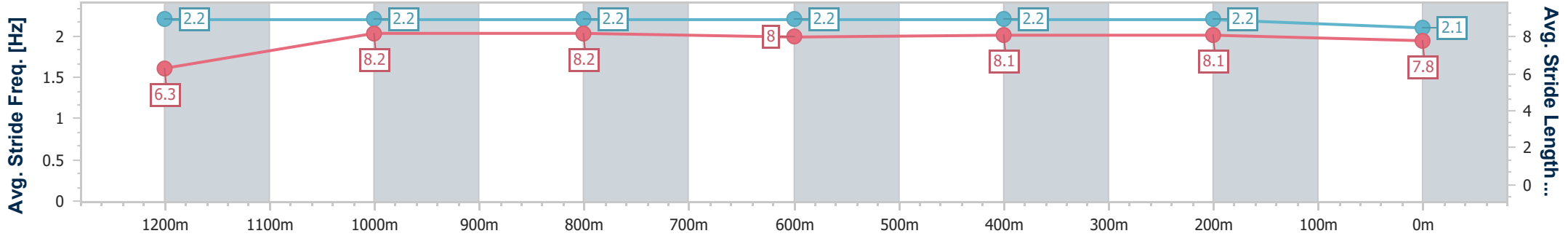
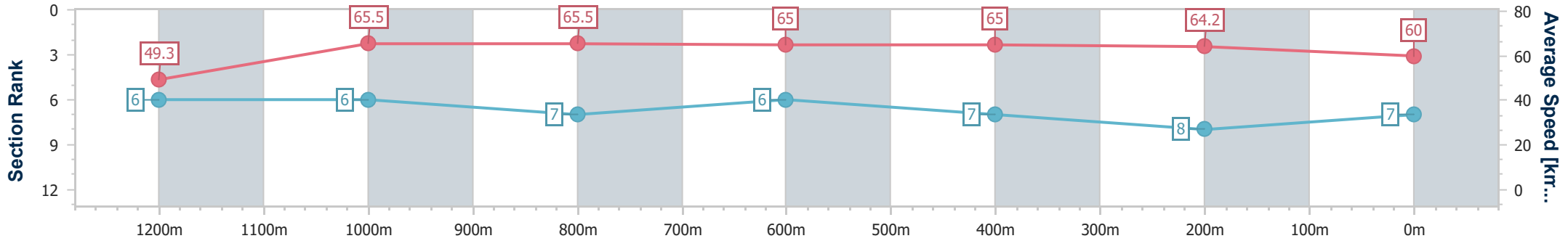
07 September 2024 - 16:07

Track Rating: Good 3, Weather: Fine, Rail Position: +1m Entire



BRISBANE
 RACING CLUB

Section	Overall	1200m	1000m	800m	600m	400m	200m
Section Times	1:18.48 [7] (0:10.93)	1:07.55 [6] (0:10.99)	0:56.56 [6] (0:11.01)	0:45.55 [7] (0:11.10)	0:34.45 [6] (0:11.20)	0:23.25 [7] (0:11.25)	0:12.00 [8] (0:12.00)
Average Speed [km/h]	49.3	65.5	65.5	65.0	65.0	64.2	60.0
Top Speed [km/h]	66.0	66.7	66.8	66.0	65.6	64.9	62.9
Avg. Dist. to Rail [m]	3.5	0.7	0.2	0.7	2.0	3.4	5.2
Avg. Stride Freq. [Hz]	2.2	2.2	2.2	2.2	2.2	2.2	2.1
Avg. Stride Length [m]	6.3	8.2	8.2	8.0	8.1	8.1	7.8



- [] Ranking at each section and finish
- .-.- No data available at this section
- NA No data available



Horse/Jockey Name	Bonaparte
Final Rank	8
Fastest Section Time (Section)	0:10.90 (1200m)
Top Speed [km/h] (Section)	66.9 (1200m)
Race State	Finished



Doomben QLD Professional
 Race 8: BUNDABERG RUM OPEN Handicap - WEIGHTS
 RAISED 3KG - 1350m

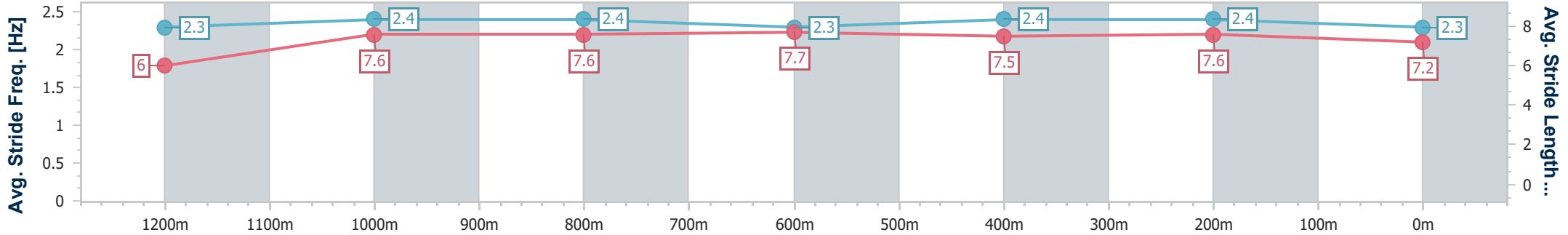
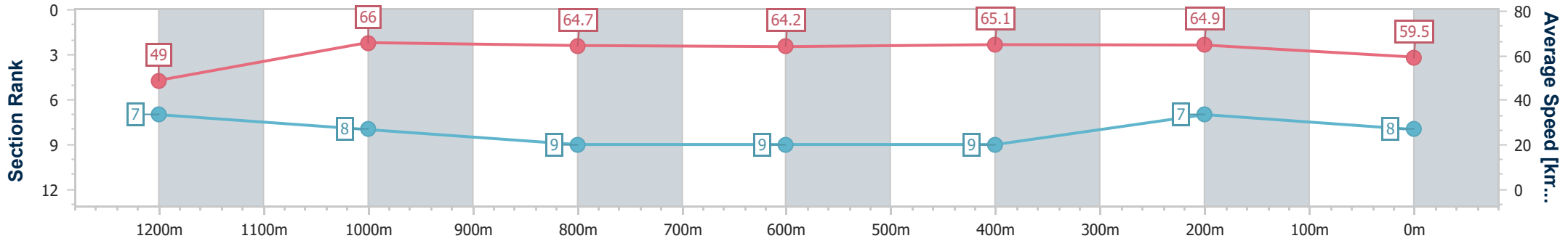
07 September 2024 - 16:07

Track Rating: Good 3, Weather: Fine, Rail Position: +1m Entire



BRISBANE
 RACING CLUB

Section	Overall	1200m	1000m	800m	600m	400m	200m
Section Times	1:18.53 [8] (0:11.05)	1:07.48 [7] (0:10.90)	0:56.58 [8] (0:11.18)	0:45.40 [9] (0:11.22)	0:34.18 [9] (0:11.00)	0:23.18 [9] (0:11.11)	0:12.07 [7] (0:12.07)
Average Speed [km/h]	49.0	66.0	64.7	64.2	65.1	64.9	59.5
Top Speed [km/h]	65.0	66.9	66.0	66.9	66.5	65.8	62.6
Avg. Dist. to Rail [m]	7.9	1.0	0.6	0.6	1.0	1.9	3.8
Avg. Stride Freq. [Hz]	2.3	2.4	2.4	2.3	2.4	2.4	2.3
Avg. Stride Length [m]	6.0	7.6	7.6	7.7	7.5	7.6	7.2



- [] Ranking at each section and finish
- .-.- No data available at this section
- NA No data available



Horse/Jockey Name	Irish Songs
Final Rank	9
Fastest Section Time (Section)	0:10.95 (1200m)
Top Speed [km/h] (Section)	68.6 (800m)
Race State	Finished

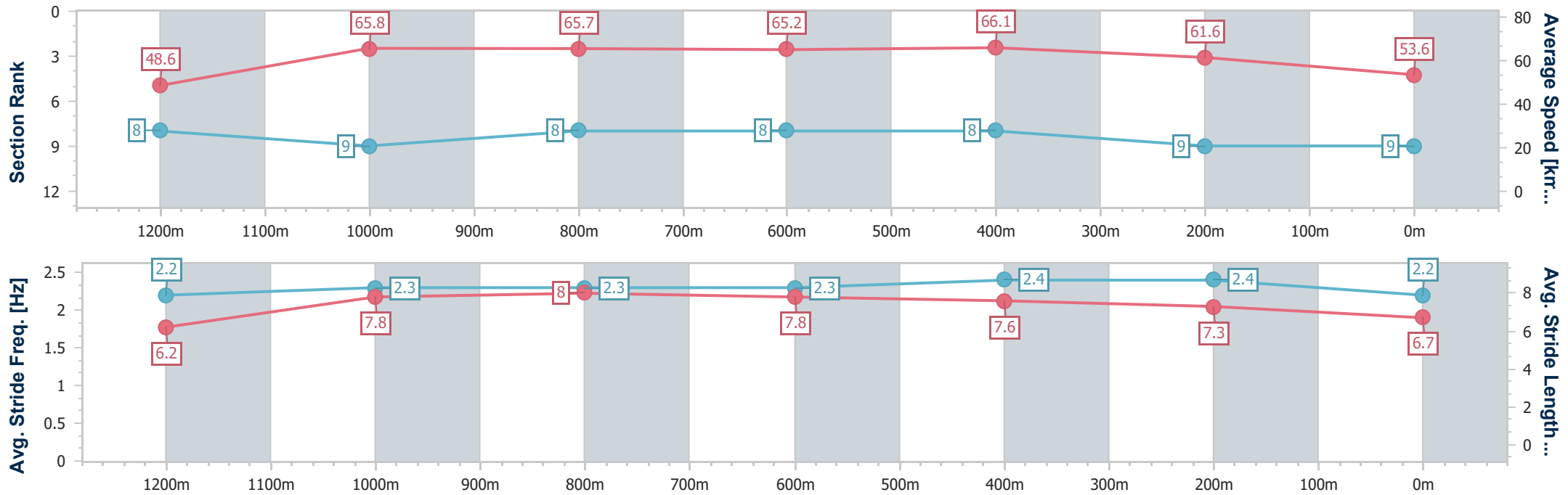


Doomben QLD Professional
Race 8: BUNDABERG RUM OPEN Handicap - WEIGHTS
RAISED 3KG - 1350m
 07 September 2024 - 16:07
 Track Rating: Good 3, Weather: Fine, Rail Position: +1m Entire



BRISBANE
RACING CLUB

Section	Overall	1200m	1000m	800m	600m	400m	200m
Section Times	1:20.37 [9] (0:11.10)	1:09.27 [8] (0:10.95)	0:58.32 [9] (0:10.98)	0:47.34 [8] (0:11.22)	0:36.12 [8] (0:11.04)	0:25.08 [8] (0:11.70)	0:13.38 [9] (0:13.38)
Average Speed [km/h]	48.6	65.8	65.7	65.2	66.1	61.6	53.6
Top Speed [km/h]	65.4	66.8	67.6	68.6	68.5	64.1	59.0
Avg. Dist. to Rail [m]	4.5	0.4	0.6	2.9	2.7	0.9	0.7
Avg. Stride Freq. [Hz]	2.2	2.3	2.3	2.3	2.4	2.4	2.2
Avg. Stride Length [m]	6.2	7.8	8.0	7.8	7.6	7.3	6.7



- [] Ranking at each section and finish
- .-.- No data available at this section
- NA No data available



Doomben QLD Professional

Race 9: EUREKA STUD BENCHMARK 78 Handicap - 1600m

07 September 2024 - 16:44



BRISBANE
RACING CLUB

Track Rating: Good 3, Weather: Fine, Rail Position: +1m Entire

Section														
Field Times	Overall	1400m	1200m	1000m	800m	600m	400m	Last 600m						
	1:36.09 (0:14.14)	1:21.95 (0:11.53)	1:10.42 (0:11.42)	0:59.00 (0:12.13)	0:46.87 (0:12.14)	0:34.73 (0:11.65)	0:23.08 (0:11.28)	0:34.73						
Rank	TAB	Horse/Jockey	Barrier	Top Speed [km/h]	Fastest Section									Distance Travelled [m]
1	6	VICTORY WIN Jag Guthmann-Chester	4	64.6 400m	0:11.32 400m	1:36.09 [1] (0:14.18)	1:21.91 [2] (0:11.49)	1:10.42 [1] (0:11.62)	0:58.80 [3] (0:12.25)	0:46.55 [4] (0:12.10)	0:34.45 [3] (0:11.51)	0:22.94 [3] (0:11.32)	0:34.45	
2	7	CENTRESTONE Ron Stewart	7	65.2 400m	0:11.19 400m	1:36.21 [2] (0:14.14)	1:22.07 [1] (0:11.81)	1:10.26 [4] (0:11.42)	0:58.84 [4] (0:12.16)	0:46.68 [3] (0:12.14)	0:34.54 [4] (0:11.43)	0:23.11 [2] (0:11.19)	0:34.54	+6
3	3	HYDE Ryan Maloney	5	65.7 400m	0:11.12 400m	1:36.22 [3] (0:14.44)	1:21.78 [7] (0:11.74)	1:10.04 [6] (0:11.52)	0:58.52 [6] (0:12.12)	0:46.40 [5] (0:11.97)	0:34.43 [5] (0:11.46)	0:22.97 [4] (0:11.12)	0:34.43	+6
4	4	SIZZLING GAL Cody Collis	11	66.1 400m	0:11.14 400m	1:36.35 [4] (0:14.43)	1:21.92 [6] (0:11.93)	1:09.99 [8] (0:11.64)	0:58.35 [8] (0:12.06)	0:46.29 [7] (0:12.01)	0:34.28 [8] (0:11.55)	0:22.73 [9] (0:11.14)	0:34.28	+9
5	8	PATMOS ISLAND Marnu Potgieter	3	65.2 400m	0:11.24 400m	1:36.45 [5] (0:14.33)	1:22.12 [4] (0:11.68)	1:10.44 [5] (0:11.51)	0:58.93 [5] (0:12.31)	0:46.62 [6] (0:12.07)	0:34.55 [7] (0:11.48)	0:23.07 [7] (0:11.24)	0:34.55	+1
6	9	WHISKY DREAM Cejay Graham	9	64.0 Overall	0:11.41 1200m	1:36.53 [6] (0:14.19)	1:22.34 [3] (0:11.49)	1:10.85 [2] (0:11.41)	0:59.44 [1] (0:12.13)	0:47.31 [1] (0:12.14)	0:35.17 [1] (0:11.65)	0:23.52 [1] (0:11.44)	0:35.17	+1
7	10	START STRUTTING Melea Castle	12	66.4 400m	0:11.08 400m	1:36.74 [7] (0:15.09)	1:21.65 [10] (0:11.51)	1:10.14 [9] (0:11.61)	0:58.53 [9] (0:12.12)	0:46.41 [10] (0:11.92)	0:34.49 [10] (0:11.47)	0:23.02 [10] (0:11.08)	0:34.49	+2
8	1	NIKAU SPUR Emily Lang	13	65.4 1200m	0:11.34 400m	1:36.82 [8] (0:14.99)	1:21.83 [9] (0:11.67)	1:10.16 [10] (0:11.59)	0:58.57 [10] (0:11.88)	0:46.69 [9] (0:11.72)	0:34.97 [6] (0:11.47)	0:23.50 [6] (0:11.34)	0:34.97	+11
9	11	THE NEPHEW Andrew Mallyon	1	64.1 400m	0:11.38 400m	1:36.82 [9] (0:14.56)	1:22.26 [8] (0:11.76)	1:10.50 [7] (0:11.54)	0:58.96 [7] (0:12.22)	0:46.74 [8] (0:12.03)	0:34.71 [9] (0:11.43)	0:23.28 [8] (0:11.38)	0:34.71	+0
10	5	HELEVA DEEL Angela Jones	10	65.0 1400m	0:11.37 1200m	1:37.27 [10] (0:14.40)	1:22.87 [5] (0:11.40)	1:11.47 [3] (0:11.37)	1:00.10 [2] (0:12.11)	0:47.99 [2] (0:12.21)	0:35.78 [2] (0:11.80)	0:23.98 [5] (0:11.59)	0:35.78	+9

Scratched: Tannenburg (#13), Divine Purpose (#14), Sailor (#2), Spitfire (#12)

[] Ranking at each section and finish
 -:-:- No data available at this section
 NA No data available

SCN Saddle cloth number
 DNF Did not finish
 DNT Did not track



Doomben QLD Professional

Race 9: EUREKA STUD BENCHMARK 78 Handicap - 1600m

07 September 2024 - 16:44



BRISBANE
RACING CLUB

Track Rating: Good 3, Weather: Fine, Rail Position: +1m Entire

Section				200m				Last 600m	
Field Times				0:11.80 (0:11.80)				0:34.73	
Rank	TAB	Horse/Jockey	Barrier	Top Speed [km/h]	Fastest Section	Margin			Distance Travelled [m]
1	6	VICTORY WIN Jag Guthmann-Chester	4	64.6 400m	0:11.32 400m	0:11.62 [4] (0:11.62)	1:36.09		0:34.45
2	7	CENTRESTONE Ron Stewart	7	65.2 400m	0:11.19 400m	0:11.92 [1] (0:11.92)	0.71L		0:34.54 +6
3	3	HYDE Ryan Maloney	5	65.7 400m	0:11.12 400m	0:11.85 [2] (0:11.85)	0.79L		0:34.43 +6
4	4	SIZZLING GAL Cody Collis	11	66.1 400m	0:11.14 400m	0:11.59 [7] (0:11.59)	1.56L		0:34.28 +9
5	8	PATMOS ISLAND Marnu Potgieter	3	65.2 400m	0:11.24 400m	0:11.83 [5] (0:11.83)	2.17L		0:34.55 +1
6	9	WHISKY DREAM Cejay Graham	9	64.0 Overall	0:11.41 1200m	0:12.08 [3] (0:12.08)	2.61L		0:35.17 +1
7	10	START STRUTTING Melea Castle	12	66.4 400m	0:11.08 400m	0:11.94 [8] (0:11.94)	3.86L		0:34.49 +2
8	1	NIKAU SPUR Emily Lang	13	65.4 1200m	0:11.34 400m	0:12.16 [6] (0:12.16)	4.31L		0:34.97 +11
9	11	THE NEPHEW Andrew Mallyon	1	64.1 400m	0:11.38 400m	0:11.90 [10] (0:11.90)	4.33L		0:34.71 +0
10	5	HELEVA DEEL Angela Jones	10	65.0 1400m	0:11.37 1200m	0:12.39 [9] (0:12.39)	6.96L		0:35.78 +9

Scratched: Tannenburg (#13), Divine Purpose (#14), Sailor (#2), Spitfire (#12)

Report Created: Sat 7 September 2024 17:03 GMT (Note: Timing is based on position data)

Page 2/12

[] Ranking at each section and finish
 -:-:- No data available at this section
 NA No data available

SCN Saddle cloth number
 DNF Did not finish
 DNT Did not track

data processed by  **TRIPLES DATA**



Horse/Jockey Name	Victory Win
Final Rank	1
Fastest Section Time (Section)	0:11.32 (400m)
Top Speed [km/h] (Section)	64.6 (400m)
Race State	Finished



Doomben QLD Professional

Race 9: EUREKA STUD BENCHMARK 78 Handicap - 1600m

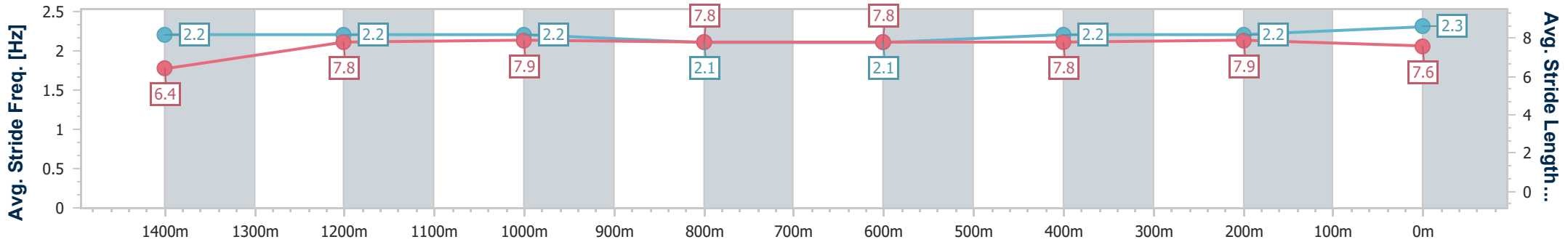
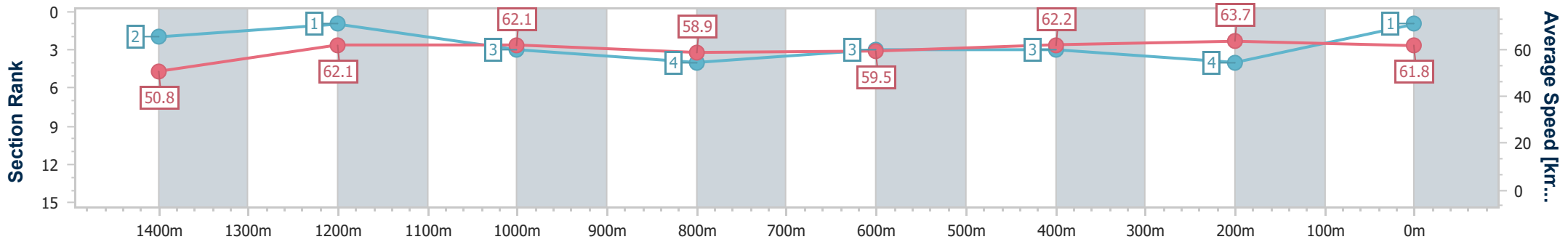
07 September 2024 - 16:44

Track Rating: Good 3, Weather: Fine, Rail Position: +1m Entire



BRISBANE RACING CLUB

Section	Overall	1400m	1200m	1000m	800m	600m	400m	200m
Section Times	1:36.09 [1] (0:14.18)	1:21.91 [2] (0:11.49)	1:10.42 [1] (0:11.62)	0:58.80 [3] (0:12.25)	0:46.55 [4] (0:12.10)	0:34.45 [3] (0:11.51)	0:22.94 [3] (0:11.32)	0:11.62 [4] (0:11.62)
Average Speed [km/h]	50.8	62.1	62.1	58.9	59.5	62.2	63.7	61.8
Top Speed [km/h]	63.1	62.9	62.8	61.4	61.3	63.3	64.6	64.5
Avg. Dist. to Rail [m]	2.5	0.9	0.5	0.6	0.1	0.7	0.9	0.7
Avg. Stride Freq. [Hz]	2.2	2.2	2.2	2.1	2.1	2.2	2.2	2.3
Avg. Stride Length [m]	6.4	7.8	7.9	7.8	7.8	7.8	7.9	7.6



- [] Ranking at each section and finish
- .-.- No data available at this section
- NA No data available



Horse/Jockey Name	Centrestone
Final Rank	2
Fastest Section Time (Section)	0:11.19 (400m)
Top Speed [km/h] (Section)	65.2 (400m)
Race State	Finished



Doomben QLD Professional

Race 9: EUREKA STUD BENCHMARK 78 Handicap - 1600m

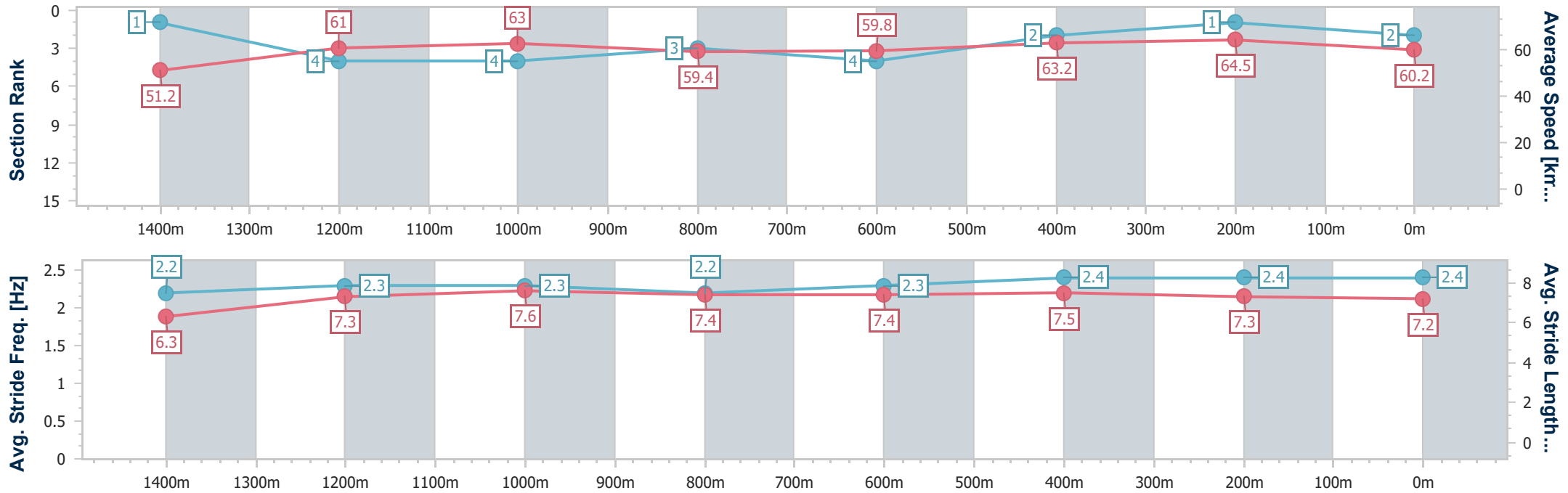
07 September 2024 - 16:44

Track Rating: Good 3, Weather: Fine, Rail Position: +1m Entire



BRISBANE RACING CLUB

Section	Overall	1400m	1200m	1000m	800m	600m	400m	200m
Section Times	1:36.21 [2] (0:14.14)	1:22.07 [1] (0:11.81)	1:10.26 [4] (0:11.42)	0:58.84 [4] (0:12.16)	0:46.68 [3] (0:12.14)	0:34.54 [4] (0:11.43)	0:23.11 [2] (0:11.19)	0:11.92 [1] (0:11.92)
Average Speed [km/h]	51.2	61.0	63.0	59.4	59.8	63.2	64.5	60.2
Top Speed [km/h]	63.3	62.5	63.9	61.6	61.7	64.2	65.2	64.3
Avg. Dist. to Rail [m]	3.4	0.3	1.7	1.8	1.4	0.3	1.8	3.1
Avg. Stride Freq. [Hz]	2.2	2.3	2.3	2.2	2.3	2.4	2.4	2.4
Avg. Stride Length [m]	6.3	7.3	7.6	7.4	7.4	7.5	7.3	7.2



- [] Ranking at each section and finish
- .-.- No data available at this section
- NA No data available



Horse/Jockey Name	Hyde
Final Rank	3
Fastest Section Time (Section)	0:11.12 (400m)
Top Speed [km/h] (Section)	65.7 (400m)
Race State	Finished



Doomben QLD Professional

Race 9: EUREKA STUD BENCHMARK 78 Handicap - 1600m

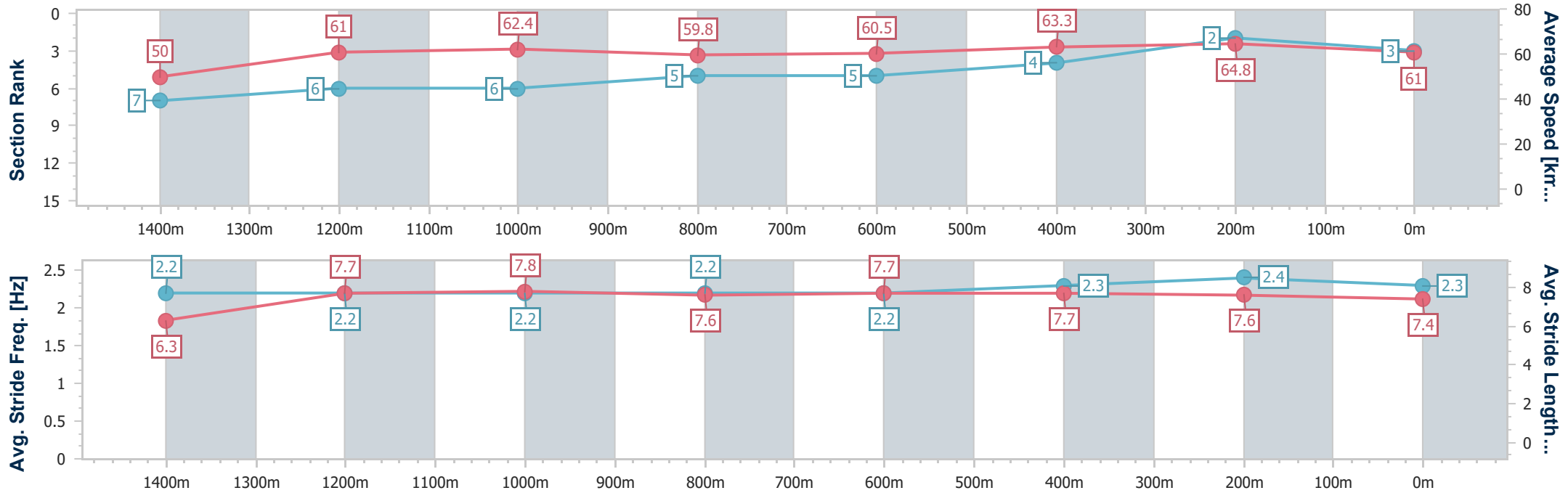
07 September 2024 - 16:44

Track Rating: Good 3, Weather: Fine, Rail Position: +1m Entire



BRISBANE RACING CLUB

Section	Overall	1400m	1200m	1000m	800m	600m	400m	200m
Section Times	1:36.22 [3] (0:14.44)	1:21.78 [7] (0:11.74)	1:10.04 [6] (0:11.52)	0:58.52 [6] (0:12.12)	0:46.40 [5] (0:11.97)	0:34.43 [5] (0:11.46)	0:22.97 [4] (0:11.12)	0:11.85 [2] (0:11.85)
Average Speed [km/h]	50.0	61.0	62.4	59.8	60.5	63.3	64.8	61.0
Top Speed [km/h]	63.4	63.0	63.4	62.5	62.1	64.4	65.7	63.9
Avg. Dist. to Rail [m]	2.3	0.3	1.1	1.4	1.3	1.4	2.5	5.1
Avg. Stride Freq. [Hz]	2.2	2.2	2.2	2.2	2.2	2.3	2.4	2.3
Avg. Stride Length [m]	6.3	7.7	7.8	7.6	7.7	7.7	7.6	7.4



- [] Ranking at each section and finish
- .-.- No data available at this section
- NA No data available



Horse/Jockey Name	Sizzling Gal
Final Rank	4
Fastest Section Time (Section)	0:11.14 (400m)
Top Speed [km/h] (Section)	66.1 (400m)
Race State	Finished



Doomben QLD Professional

Race 9: EUREKA STUD BENCHMARK 78 Handicap - 1600m

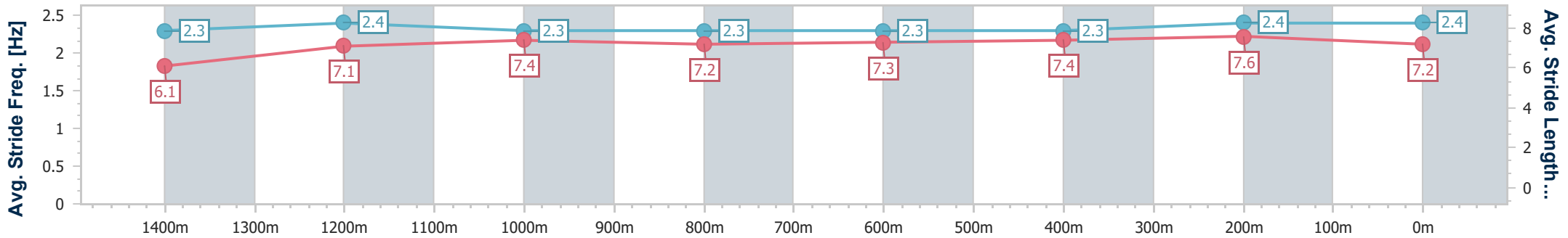
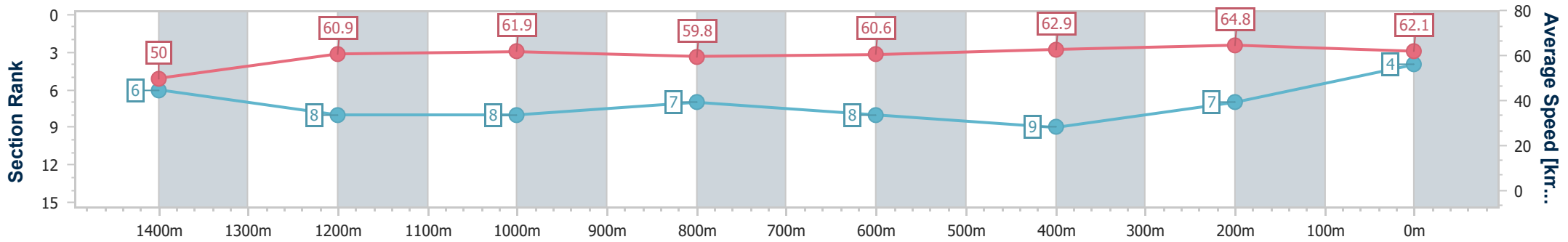
07 September 2024 - 16:44

Track Rating: Good 3, Weather: Fine, Rail Position: +1m Entire



BRISBANE RACING CLUB

Section	Overall	1400m	1200m	1000m	800m	600m	400m	200m
Section Times	1:36.35 [4] (0:14.43)	1:21.92 [6] (0:11.93)	1:09.99 [8] (0:11.64)	0:58.35 [8] (0:12.06)	0:46.29 [7] (0:12.01)	0:34.28 [8] (0:11.55)	0:22.73 [9] (0:11.14)	0:11.59 [7] (0:11.59)
Average Speed [km/h]	50.0	60.9	61.9	59.8	60.6	62.9	64.8	62.1
Top Speed [km/h]	62.6	62.4	64.3	62.7	62.9	64.7	66.1	64.6
Avg. Dist. to Rail [m]	6.1	0.9	1.6	1.1	1.8	2.1	3.3	5.7
Avg. Stride Freq. [Hz]	2.3	2.4	2.3	2.3	2.3	2.3	2.4	2.4
Avg. Stride Length [m]	6.1	7.1	7.4	7.2	7.3	7.4	7.6	7.2



- [] Ranking at each section and finish
- .-.- No data available at this section
- NA No data available



Horse/Jockey Name	Patmos Island
Final Rank	5
Fastest Section Time (Section)	0:11.24 (400m)
Top Speed [km/h] (Section)	65.2 (400m)
Race State	Finished



Doomben QLD Professional

Race 9: EUREKA STUD BENCHMARK 78 Handicap - 1600m

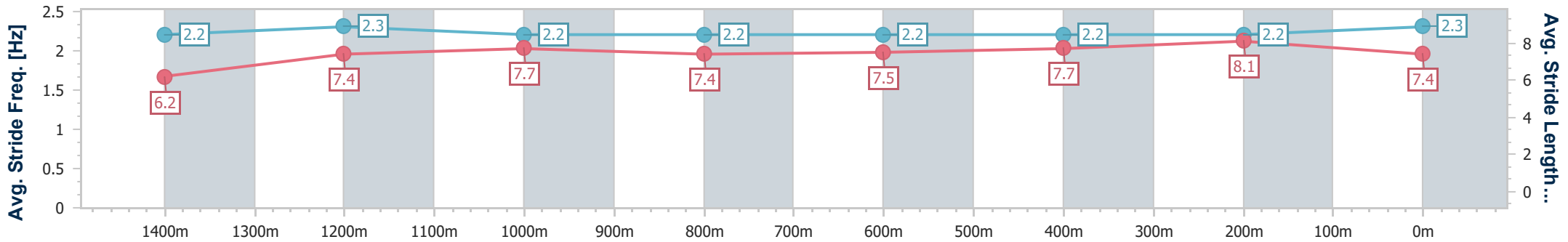
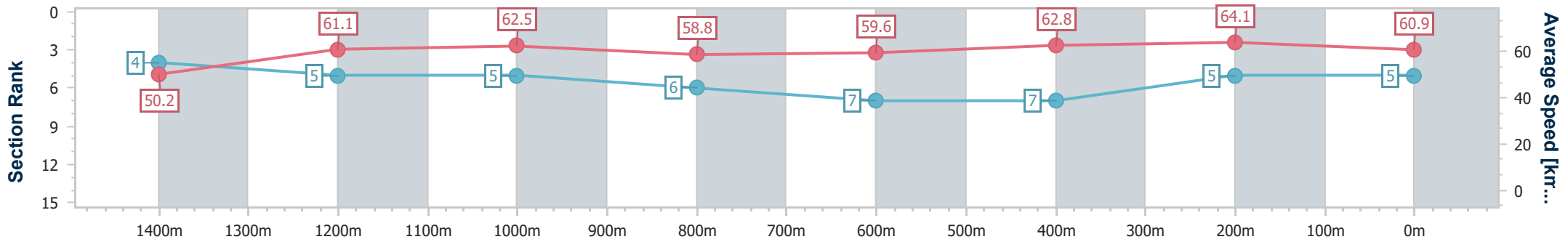
07 September 2024 - 16:44

Track Rating: Good 3, Weather: Fine, Rail Position: +1m Entire



BRISBANE RACING CLUB

Section	Overall	1400m	1200m	1000m	800m	600m	400m	200m
Section Times	1:36.45 [5] (0:14.33)	1:22.12 [4] (0:11.68)	1:10.44 [5] (0:11.51)	0:58.93 [5] (0:12.31)	0:46.62 [6] (0:12.07)	0:34.55 [7] (0:11.48)	0:23.07 [7] (0:11.24)	0:11.83 [5] (0:11.83)
Average Speed [km/h]	50.2	61.1	62.5	58.8	59.6	62.8	64.1	60.9
Top Speed [km/h]	63.4	61.9	63.6	61.8	61.4	64.2	65.2	63.3
Avg. Dist. to Rail [m]	1.1	1.4	0.7	1.2	0.5	0.3	1.8	1.3
Avg. Stride Freq. [Hz]	2.2	2.3	2.2	2.2	2.2	2.2	2.2	2.3
Avg. Stride Length [m]	6.2	7.4	7.7	7.4	7.5	7.7	8.1	7.4



- [] Ranking at each section and finish
- .-.-.- No data available at this section
- NA No data available



Horse/Jockey Name	Whisky Dream
Final Rank	6
Fastest Section Time (Section)	0:11.41 (1200m)
Top Speed [km/h] (Section)	64.0 (Overall)
Race State	Finished

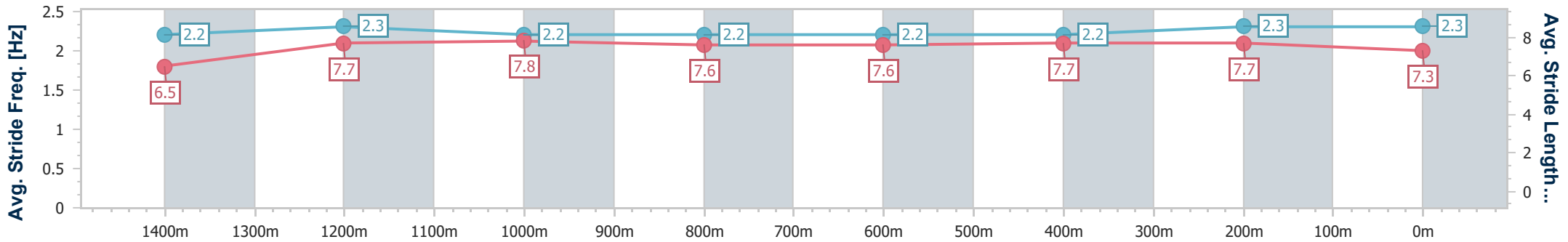
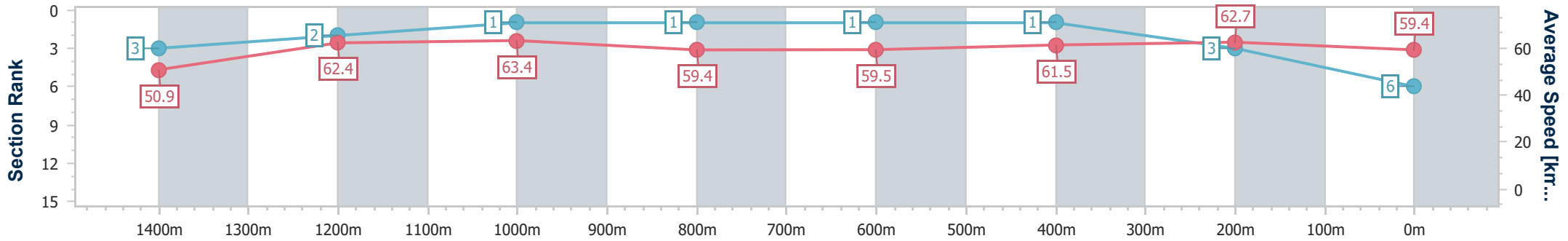


Doomben QLD Professional
Race 9: EUREKA STUD BENCHMARK 78 Handicap - 1600m
 07 September 2024 - 16:44
 Track Rating: Good 3, Weather: Fine, Rail Position: +1m Entire



BRISBANE
RACING CLUB

Section	Overall	1400m	1200m	1000m	800m	600m	400m	200m
Section Times	1:36.53 [6] (0:14.19)	1:22.34 [3] (0:11.49)	1:10.85 [2] (0:11.41)	0:59.44 [1] (0:12.13)	0:47.31 [1] (0:12.14)	0:35.17 [1] (0:11.65)	0:23.52 [1] (0:11.44)	0:12.08 [3] (0:12.08)
Average Speed [km/h]	50.9	62.4	63.4	59.4	59.5	61.5	62.7	59.4
Top Speed [km/h]	64.0	63.9	63.9	61.9	60.6	62.3	63.2	62.3
Avg. Dist. to Rail [m]	4.5	0.3	0.8	1.1	0.4	0.9	1.9	1.7
Avg. Stride Freq. [Hz]	2.2	2.3	2.2	2.2	2.2	2.2	2.3	2.3
Avg. Stride Length [m]	6.5	7.7	7.8	7.6	7.6	7.7	7.7	7.3



- [] Ranking at each section and finish
- .-.-.- No data available at this section
- NA No data available



Horse/Jockey Name	Start Strutting
Final Rank	7
Fastest Section Time (Section)	0:11.08 (400m)
Top Speed [km/h] (Section)	66.4 (400m)
Race State	Finished



Doomben QLD Professional

Race 9: EUREKA STUD BENCHMARK 78 Handicap - 1600m

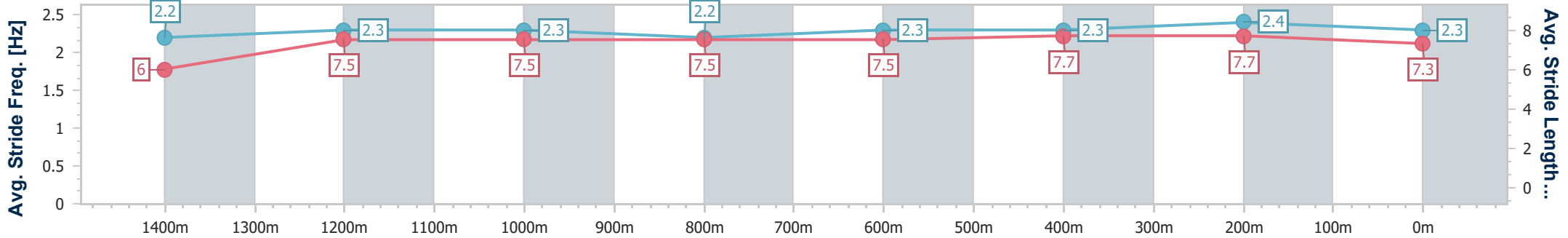
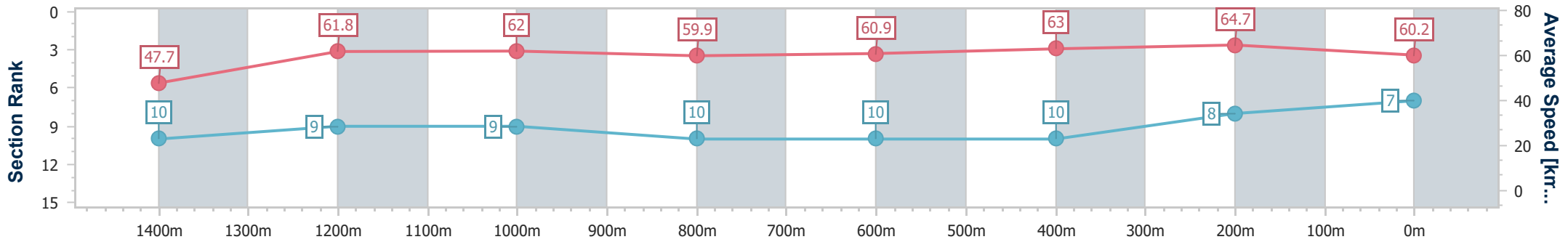
07 September 2024 - 16:44

Track Rating: Good 3, Weather: Fine, Rail Position: +1m Entire



BRISBANE RACING CLUB

Section	Overall	1400m	1200m	1000m	800m	600m	400m	200m
Section Times	1:36.74 [7] (0:15.09)	1:21.65 [10] (0:11.51)	1:10.14 [9] (0:11.61)	0:58.53 [9] (0:12.12)	0:46.41 [10] (0:11.92)	0:34.49 [10] (0:11.47)	0:23.02 [10] (0:11.08)	0:11.94 [8] (0:11.94)
Average Speed [km/h]	47.7	61.8	62.0	59.9	60.9	63.0	64.7	60.2
Top Speed [km/h]	63.8	64.6	65.1	64.2	63.0	64.1	66.4	63.8
Avg. Dist. to Rail [m]	3.6	1.6	1.5	2.3	1.9	0.9	1.6	2.3
Avg. Stride Freq. [Hz]	2.2	2.3	2.3	2.2	2.3	2.3	2.4	2.3
Avg. Stride Length [m]	6.0	7.5	7.5	7.5	7.5	7.7	7.7	7.3



- [] Ranking at each section and finish
- .-.- No data available at this section
- NA No data available



Horse/Jockey Name	Nikau Spur
Final Rank	8
Fastest Section Time (Section)	0:11.34 (400m)
Top Speed [km/h] (Section)	65.4 (1200m)
Race State	Finished



Doomben QLD Professional

Race 9: EUREKA STUD BENCHMARK 78 Handicap - 1600m

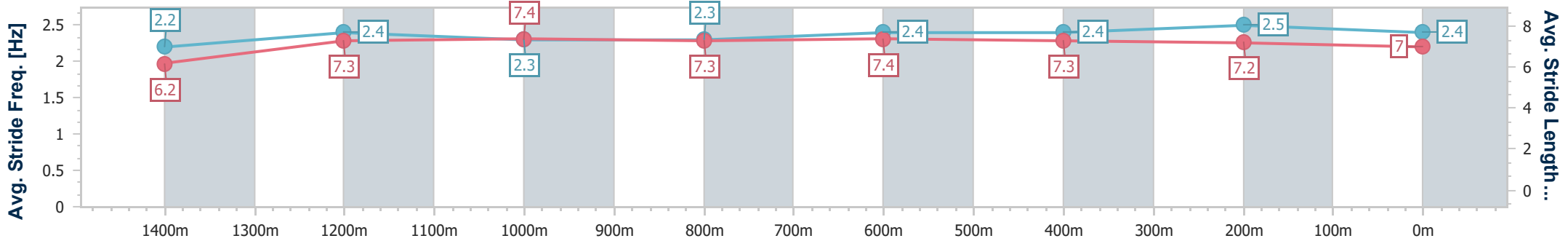
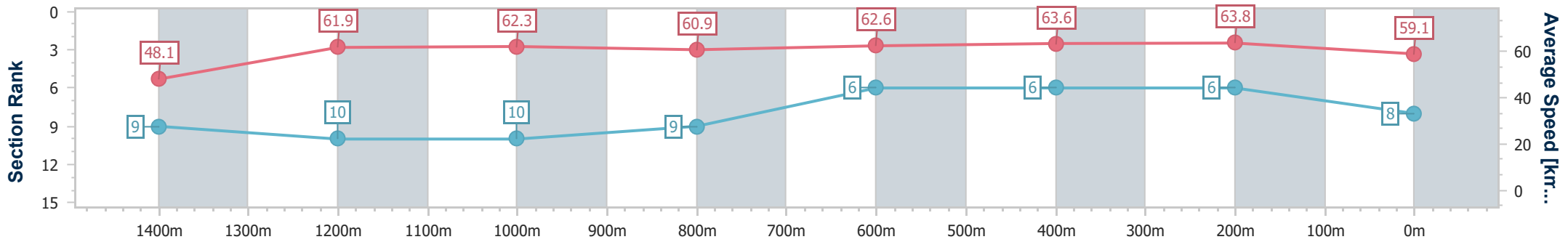
07 September 2024 - 16:44

Track Rating: Good 3, Weather: Fine, Rail Position: +1m Entire



BRISBANE RACING CLUB

Section	Overall	1400m	1200m	1000m	800m	600m	400m	200m
Section Times	1:36.82 [8] (0:14.99)	1:21.83 [9] (0:11.67)	1:10.16 [10] (0:11.59)	0:58.57 [10] (0:11.88)	0:46.69 [9] (0:11.72)	0:34.97 [6] (0:11.47)	0:23.50 [6] (0:11.34)	0:12.16 [6] (0:12.16)
Average Speed [km/h]	48.1	61.9	62.3	60.9	62.6	63.6	63.8	59.1
Top Speed [km/h]	63.2	65.0	65.4	64.3	63.7	64.6	64.9	62.7
Avg. Dist. to Rail [m]	5.4	0.8	2.0	2.8	2.8	2.6	3.5	5.1
Avg. Stride Freq. [Hz]	2.2	2.4	2.3	2.3	2.4	2.4	2.5	2.4
Avg. Stride Length [m]	6.2	7.3	7.4	7.3	7.4	7.3	7.2	7.0



- [] Ranking at each section and finish
- .-.- No data available at this section
- NA No data available



Horse/Jockey Name	The Nephew
Final Rank	9
Fastest Section Time (Section)	0:11.38 (400m)
Top Speed [km/h] (Section)	64.1 (400m)
Race State	Finished



Doomben QLD Professional

Race 9: EUREKA STUD BENCHMARK 78 Handicap - 1600m

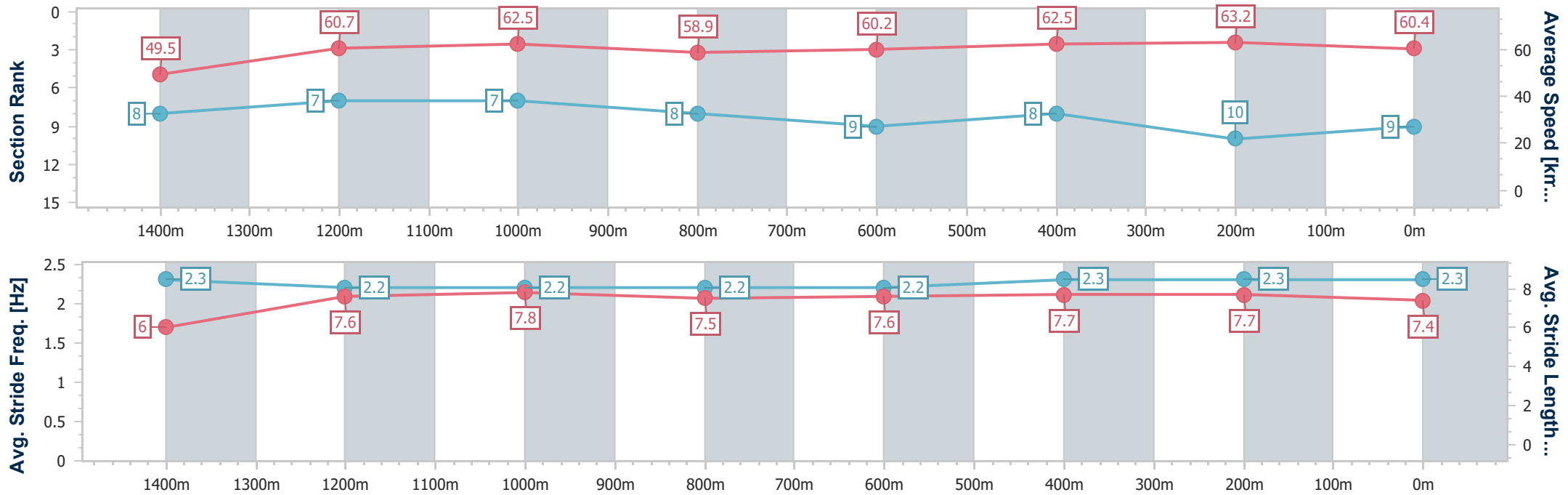
07 September 2024 - 16:44

Track Rating: Good 3, Weather: Fine, Rail Position: +1m Entire



BRISBANE RACING CLUB

Section	Overall	1400m	1200m	1000m	800m	600m	400m	200m
Section Times	1:36.82 [9] (0:14.56)	1:22.26 [8] (0:11.76)	1:10.50 [7] (0:11.54)	0:58.96 [7] (0:12.22)	0:46.74 [8] (0:12.03)	0:34.71 [9] (0:11.43)	0:23.28 [8] (0:11.38)	0:11.90 [10] (0:11.90)
Average Speed [km/h]	49.5	60.7	62.5	58.9	60.2	62.5	63.2	60.4
Top Speed [km/h]	62.2	61.9	63.6	62.1	61.7	63.6	64.1	62.7
Avg. Dist. to Rail [m]	0.9	1.2	0.7	0.5	0.5	0.7	0.8	0.7
Avg. Stride Freq. [Hz]	2.3	2.2	2.2	2.2	2.2	2.3	2.3	2.3
Avg. Stride Length [m]	6.0	7.6	7.8	7.5	7.6	7.7	7.7	7.4



- [] Ranking at each section and finish
- .-.-.- No data available at this section
- NA No data available



Horse/Jockey Name	Heleva Deel
Final Rank	10
Fastest Section Time (Section)	0:11.37 (1200m)
Top Speed [km/h] (Section)	65.0 (1400m)
Race State	Finished



Doomben QLD Professional

Race 9: EUREKA STUD BENCHMARK 78 Handicap - 1600m

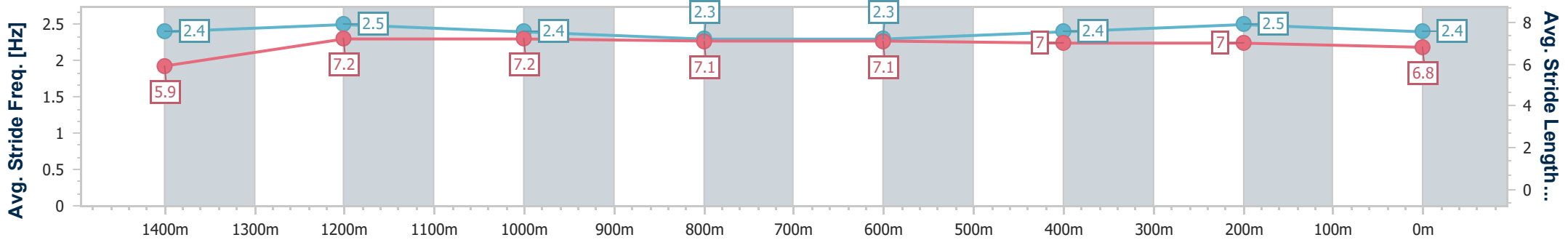
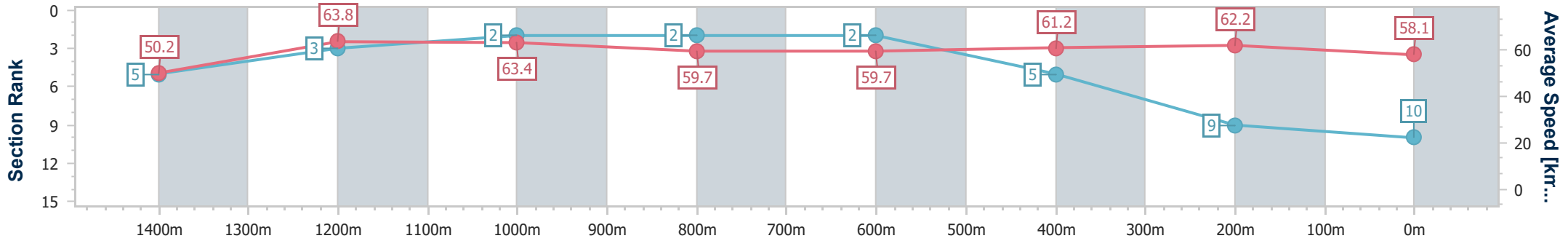
07 September 2024 - 16:44

Track Rating: Good 3, Weather: Fine, Rail Position: +1m Entire



BRISBANE RACING CLUB

Section	Overall	1400m	1200m	1000m	800m	600m	400m	200m
Section Times	1:37.27 [10] (0:14.40)	1:22.87 [5] (0:11.40)	1:11.47 [3] (0:11.37)	1:00.10 [2] (0:12.11)	0:47.99 [2] (0:12.21)	0:35.78 [2] (0:11.80)	0:23.98 [5] (0:11.59)	0:12.39 [9] (0:12.39)
Average Speed [km/h]	50.2	63.8	63.4	59.7	59.7	61.2	62.2	58.1
Top Speed [km/h]	63.8	65.0	64.3	62.0	62.0	63.2	63.5	61.6
Avg. Dist. to Rail [m]	5.6	1.3	2.9	2.1	2.1	1.0	1.6	2.0
Avg. Stride Freq. [Hz]	2.4	2.5	2.4	2.3	2.3	2.4	2.5	2.4
Avg. Stride Length [m]	5.9	7.2	7.2	7.1	7.1	7.0	7.0	6.8



- [] Ranking at each section and finish
- .-.- No data available at this section
- NA No data available