



# Aquis Park Gold Coast QLD Professional

## Race 2: SEA WORLD BENCHMARK 62 Handicap - 1800m

07 September 2024 - 13:59



Track Rating: Good 4, Weather: Fine, Rail Position: +3m 800m-W/Post; True Remainder

Section		Overall	1600m	1400m	1200m	1000m	800m	600m	Last 600m				
Field Times		1:49.22 (0:13.17)	1:36.05 (0:11.46)	1:24.59 (0:11.90)	1:12.69 (0:12.05)	1:00.64 (0:12.15)	0:48.49 (0:11.85)	0:36.64 (0:11.78)	0:36.64				
Rank	TAB Horse/Jockey	Barrier	Top Speed [km/h]	Fastest Section									Distance Travelled [m]
1	8 LOST ILLUSIONS Michael Cahill	9	64.7 Overall	0:11.71 600m	1:49.22 [1] (0:13.25)	1:35.97 [3] (0:11.75)	1:24.22 [3] (0:11.88)	1:12.34 [4] (0:11.96)	1:00.38 [4] (0:12.20)	0:48.18 [4] (0:11.88)	0:36.30 [3] (0:11.71)	0:36.30	
2	6 SLY CORNER Girish Goomany	13	63.1 1400m	0:11.67 1400m	1:49.34 [2] (0:14.37)	1:34.97 [9] (0:11.98)	1:22.99 [8] (0:11.67)	1:11.32 [9] (0:12.00)	0:59.32 [10] (0:12.04)	0:47.28 [10] (0:11.83)	0:35.45 [10] (0:11.72)	0:35.45	-6
3	2 HULKAMANIA Adin Thompson	7	64.7 Overall	0:11.46 1600m	1:49.43 [3] (0:13.17)	1:36.26 [1] (0:11.46)	1:24.80 [1] (0:11.90)	1:12.90 [1] (0:12.05)	1:00.85 [1] (0:12.15)	0:48.70 [1] (0:11.85)	0:36.85 [1] (0:11.78)	0:36.85	-7
4	3 CONFUSION Stephanie Thornton	1	63.6 600m	0:11.54 600m	1:49.60 [4] (0:13.63)	1:35.97 [5] (0:11.76)	1:24.21 [5] (0:11.92)	1:12.29 [5] (0:12.06)	1:00.23 [5] (0:12.09)	0:48.14 [5] (0:11.80)	0:36.34 [5] (0:11.54)	0:36.34	-2
5	12 SOKUDO Sean Cormack	6	63.1 1600m	0:11.63 1400m	1:49.65 [5] (0:14.13)	1:35.52 [7] (0:12.04)	1:23.48 [7] (0:11.63)	1:11.85 [7] (0:11.85)	1:00.00 [7] (0:11.98)	0:48.02 [7] (0:11.89)	0:36.13 [7] (0:11.65)	0:36.13	-1
6	4 HIGHLAND HILL Corey Sutherland	2	63.8 Overall	0:11.59 1600m	1:49.73 [6] (0:13.43)	1:36.30 [4] (0:11.59)	1:24.71 [4] (0:11.80)	1:12.91 [3] (0:11.98)	1:00.93 [3] (0:12.22)	0:48.71 [3] (0:11.94)	0:36.77 [4] (0:11.97)	0:36.77	-6
7	9 WANDA'S OUTLAW Micheal Hellyer	15	64.3 1400m	0:11.52 1400m	1:49.75 [7] (0:14.55)	1:35.20 [10] (0:12.06)	1:23.14 [10] (0:11.52)	1:11.62 [10] (0:11.71)	0:59.91 [9] (0:12.03)	0:47.88 [9] (0:11.79)	0:36.09 [8] (0:11.57)	0:36.09	+1
8	7 ENUNCIATION Kirk Matheson	3	62.9 600m	0:11.67 1400m	1:49.85 [8] (0:14.09)	1:35.76 [6] (0:11.96)	1:23.80 [6] (0:11.67)	1:12.13 [6] (0:11.86)	1:00.27 [6] (0:12.04)	0:48.23 [6] (0:11.83)	0:36.40 [6] (0:11.70)	0:36.40	-8
9	5 PRINCETON AWARD Jai Williams	5	64.3 1400m	0:11.60 1400m	1:50.00 [9] (0:14.36)	1:35.64 [8] (0:11.99)	1:23.65 [9] (0:11.60)	1:12.05 [8] (0:11.89)	1:00.16 [8] (0:11.97)	0:48.19 [8] (0:11.90)	0:36.29 [9] (0:11.67)	0:36.29	-6
10	11 EASTOWN Yvette Lewis	11	66.3 Overall	0:11.56 1600m	1:50.13 [10] (0:13.22)	1:36.91 [2] (0:11.56)	1:25.35 [2] (0:11.93)	1:13.42 [2] (0:12.04)	1:01.38 [2] (0:12.11)	0:49.27 [2] (0:11.84)	0:37.43 [2] (0:11.74)	0:37.43	-8

Scratched: Yukanuma (#15), In The Blink (#13), Divazzino (#14), Embolden (#16), Camelot Star (#17), Chasing Jackley (#1), Intentional Lass (#10)

[ ] Ranking at each section and finish  
 -:-:- No data available at this section  
 NA No data available

SCN Saddle cloth number  
 DNF Did not finish  
 DNT Did not track



# Aquis Park Gold Coast QLD Professional

## Race 2: SEA WORLD BENCHMARK 62 Handicap - 1800m

07 September 2024 - 13:59



Track Rating: Good 4, Weather: Fine, Rail Position: +3m 800m-W/Post; True Remainder

Section				400m	200m			Last 600m			
Field Times				0:24.86 (0:12.31)	0:12.55 (0:12.55)			0:36.64			
Rank	TAB	Horse/Jockey	Barrier	Top Speed [km/h]	Fastest Section	Margin		Distance Travelled [m]			
1	8	<b>LOST ILLUSIONS</b> Michael Cahill	9	64.7 Overall	0:11.71 600m	0:24.59 [3] (0:12.09)	0:12.50 [2] (0:12.50)	1:49.22	0:36.30		
2	6	<b>SLY CORNER</b> Girish Goomany	13	63.1 1400m	0:11.67 1400m	0:23.73 [10] (0:11.76)	0:11.97 [9] (0:11.97)	0.5L	0:35.45 -6		
3	2	<b>HULKAMANIA</b> Adin Thompson	7	64.7 Overall	0:11.46 1600m	0:25.07 [1] (0:12.31)	0:12.76 [1] (0:12.76)	1L	0:36.85 -7		
4	3	<b>CONFUSION</b> Stephanie Thornton	1	63.6 600m	0:11.54 600m	0:24.80 [4] (0:11.99)	0:12.81 [3] (0:12.81)	2L	0:36.34 -2		
5	12	<b>SOKUDO</b> Sean Cormack	6	63.1 1600m	0:11.63 1400m	0:24.48 [7] (0:11.92)	0:12.56 [5] (0:12.56)	2.2L	0:36.13 -1		
6	4	<b>HIGHLAND HILL</b> Corey Sutherland	2	63.8 Overall	0:11.59 1600m	0:24.80 [5] (0:12.35)	0:12.45 [8] (0:12.45)	2.6L	0:36.77 -6		
7	9	<b>WANDA'S OUTLAW</b> Micheal Hellyer	15	64.3 1400m	0:11.52 1400m	0:24.52 [8] (0:11.95)	0:12.57 [6] (0:12.57)	2.7L	0:36.09 +1		
8	7	<b>ENUNCIATION</b> Kirk Matheson	3	62.9 600m	0:11.67 1400m	0:24.70 [6] (0:12.06)	0:12.64 [7] (0:12.64)	3.2L	0:36.40 -8		
9	5	<b>PRINCETON AWARD</b> Jai Williams	5	64.3 1400m	0:11.60 1400m	0:24.62 [9] (0:12.06)	0:12.56 [10] (0:12.56)	4L	0:36.29 -6		
10	11	<b>EASTOWN</b> Yvette Lewis	11	66.3 Overall	0:11.56 1600m	0:25.69 [2] (0:12.50)	0:13.19 [4] (0:13.19)	4.8L	0:37.43 -8		

Scratched: Yukanuma (#15), In The Blink (#13), Divazzino (#14), Embolden (#16), Camelot Star (#17), Chasing Jackley (#1), Intentional Lass (#10)

[ ] Ranking at each section and finish  
 -:-:- No data available at this section  
 NA No data available

SCN Saddle cloth number  
 DNF Did not finish  
 DNT Did not track



Horse/Jockey Name	Lost Illusions
Final Rank	1
Fastest Section Time (Section)	0:11.71 (600m)
Top Speed [km/h] (Section)	64.7 (Overall)
Race State	Finished



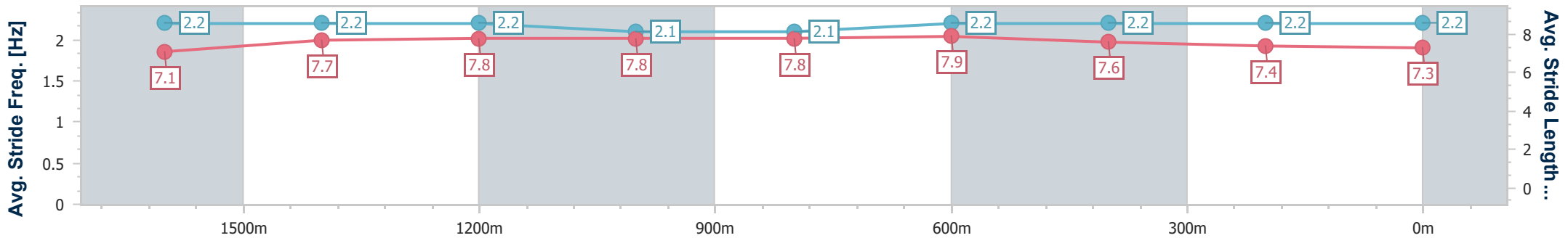
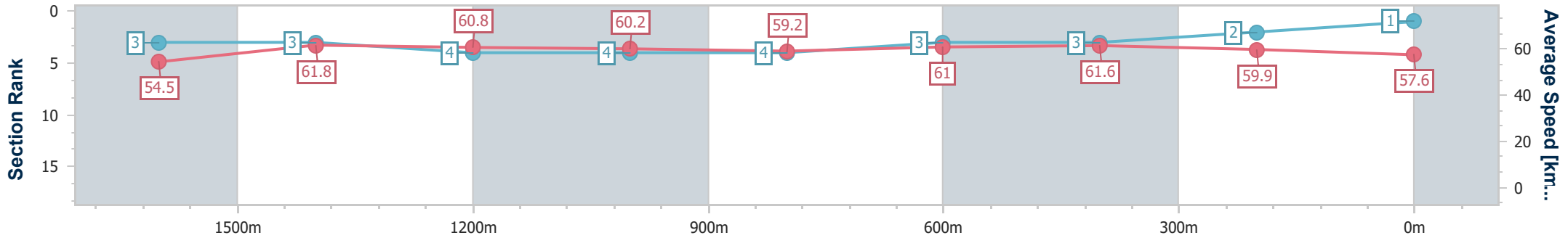
Aquis Park Gold Coast QLD Professional  
Race 2: SEA WORLD BENCHMARK 62 Handicap - 1800m



07 September 2024 - 13:59

Track Rating: Good 4, Weather: Fine, Rail Position: +3m 800m-W/Post; True Remainder

Section	Overall	1600m	1400m	1200m	1000m	800m	600m	400m	200m				
Section Times	1:49.22 [1] (0:13.25)	1:35.97 [3] (0:11.75)	1:24.22 [3] (0:11.88)	1:12.34 [4] (0:11.96)	1:00.38 [4] (0:12.20)	0:48.18 [4] (0:11.88)	0:36.30 [3] (0:11.71)	0:24.59 [3] (0:12.09)	0:12.50 [2] (0:12.50)				
Average Speed [km/h]	54.5	61.8	60.8	60.2	59.2	61.0	61.6	59.9	57.6				
Top Speed [km/h]	64.7	64.7	63.9	61.4	59.9	61.8	62.5	60.5	59.3				
Avg. Dist. to Rail [m]	5.0	2.1	1.7	1.1	0.7	1.2	0.8	3.2	2.7				
Avg. Stride Freq. [Hz]	2.2	2.2	2.2	2.1	2.1	2.2	2.2	2.2	2.2				
Avg. Stride Length [m]	7.1	7.7	7.8	7.8	7.8	7.9	7.6	7.4	7.3				



- [ ] Ranking at each section and finish
- .-.- No data available at this section
- NA No data available



Horse/Jockey Name	Sly Corner
Final Rank	2
Fastest Section Time (Section)	0:11.67 (1400m)
Top Speed [km/h] (Section)	63.1 (1400m)
Race State	Finished



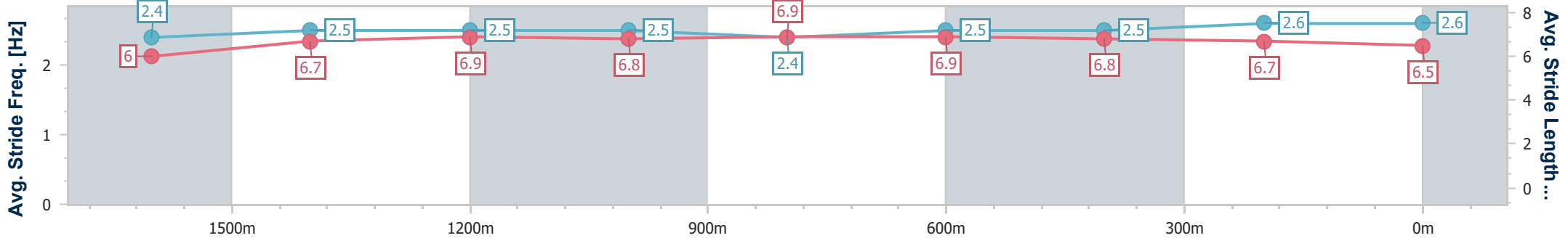
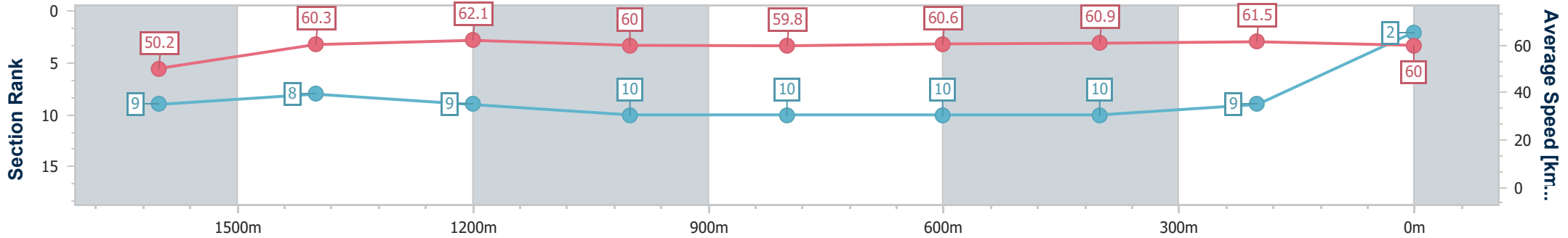
Aquis Park Gold Coast QLD Professional  
Race 2: SEA WORLD BENCHMARK 62 Handicap - 1800m



07 September 2024 - 13:59

Track Rating: Good 4, Weather: Fine, Rail Position: +3m 800m-  
W/Post; True Remainder

Section	Overall	1600m	1400m	1200m	1000m	800m	600m	400m	200m				
Section Times	1:49.34 [2] (0:14.37)	1:34.97 [9] (0:11.98)	1:22.99 [8] (0:11.67)	1:11.32 [9] (0:12.00)	0:59.32 [10] (0:12.04)	0:47.28 [10] (0:11.83)	0:35.45 [10] (0:11.72)	0:23.73 [10] (0:11.76)	0:11.97 [9] (0:11.97)				
Average Speed [km/h]	50.2	60.3	62.1	60.0	59.8	60.6	60.9	61.5	60.0				
Top Speed [km/h]	60.6	62.9	63.1	60.6	61.8	61.7	61.6	62.3	61.6				
Avg. Dist. to Rail [m]	3.9	1.4	2.7	1.6	0.7	0.5	1.2	0.3	0.5				
Avg. Stride Freq. [Hz]	2.4	2.5	2.5	2.5	2.4	2.5	2.5	2.6	2.6				
Avg. Stride Length [m]	6.0	6.7	6.9	6.8	6.9	6.9	6.8	6.7	6.5				



- [ ] Ranking at each section and finish
- .-.- No data available at this section
- NA No data available



Horse/Jockey Name	Hulkamania
Final Rank	3
Fastest Section Time (Section)	0:11.46 (1600m)
Top Speed [km/h] (Section)	64.7 (Overall)
Race State	Finished



Aquis Park Gold Coast QLD Professional

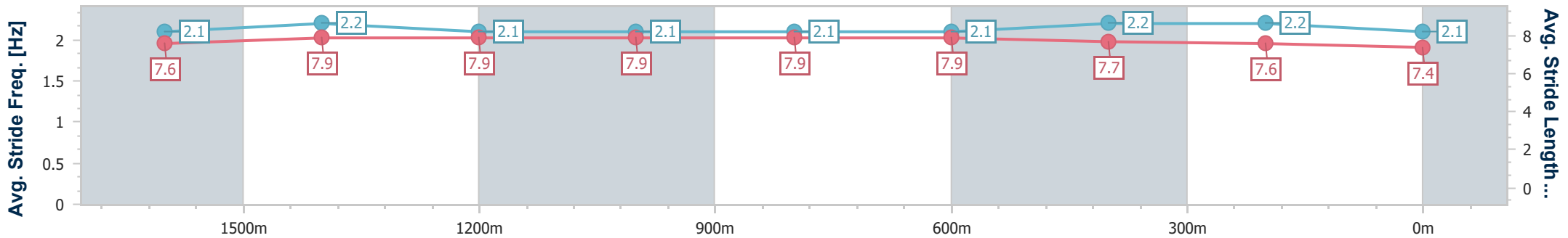
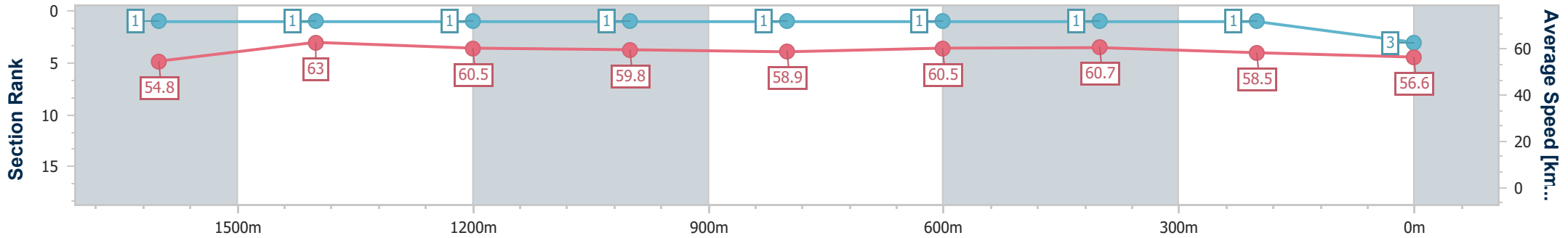
Race 2: SEA WORLD BENCHMARK 62 Handicap - 1800m



07 September 2024 - 13:59

Track Rating: Good 4, Weather: Fine, Rail Position: +3m 800m-W/Post; True Remainder

Section	Overall	1600m	1400m	1200m	1000m	800m	600m	400m	200m				
Section Times	1:49.43 [3] (0:13.17)	1:36.26 [1] (0:11.46)	1:24.80 [1] (0:11.90)	1:12.90 [1] (0:12.05)	1:00.85 [1] (0:12.15)	0:48.70 [1] (0:11.85)	0:36.85 [1] (0:11.78)	0:25.07 [1] (0:12.31)	0:12.76 [1] (0:12.76)				
Average Speed [km/h]	54.8	63.0	60.5	59.8	58.9	60.5	60.7	58.5	56.6				
Top Speed [km/h]	64.7	64.5	61.5	60.5	59.9	61.9	61.8	59.0	57.6				
Avg. Dist. to Rail [m]	4.6	1.0	0.1	0.1	1.0	0.9	0.8	0.6	1.1				
Avg. Stride Freq. [Hz]	2.1	2.2	2.1	2.1	2.1	2.1	2.2	2.2	2.1				
Avg. Stride Length [m]	7.6	7.9	7.9	7.9	7.9	7.9	7.7	7.6	7.4				



- [ ] Ranking at each section and finish
- .-.- No data available at this section
- NA No data available



Horse/Jockey Name	Confusion
Final Rank	4
Fastest Section Time (Section)	0:11.54 (600m)
Top Speed [km/h] (Section)	63.6 (600m)
Race State	Finished



Aquis Park Gold Coast QLD Professional

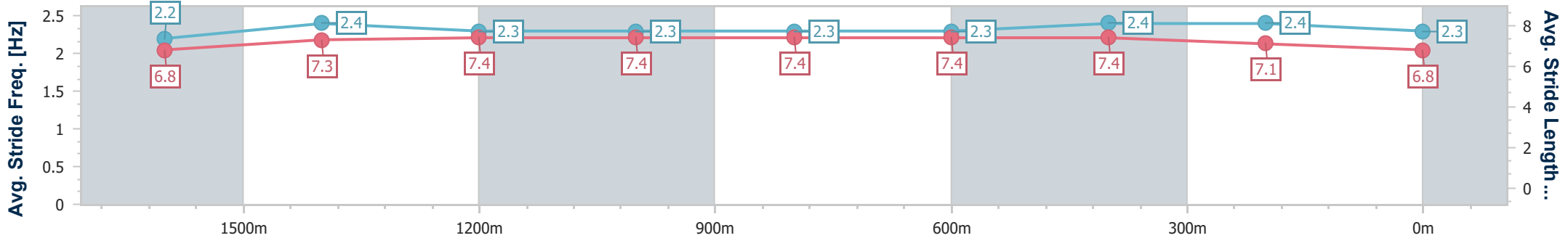
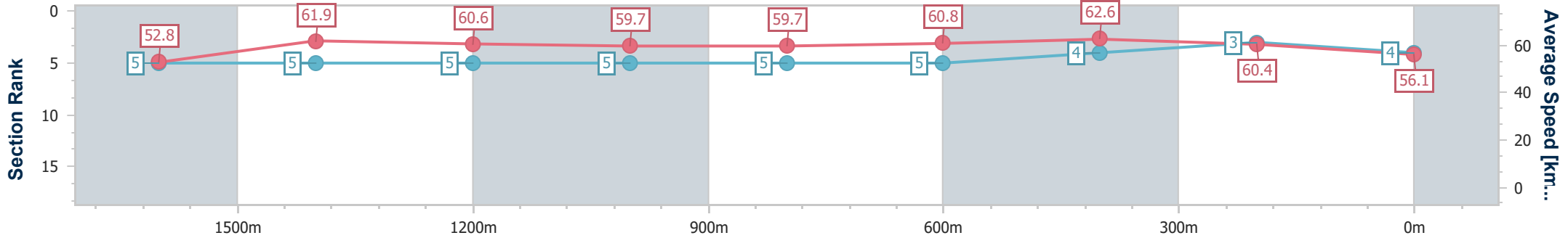
Race 2: SEA WORLD BENCHMARK 62 Handicap - 1800m



07 September 2024 - 13:59

Track Rating: Good 4, Weather: Fine, Rail Position: +3m 800m-W/Post; True Remainder

Section	Overall	1600m	1400m	1200m	1000m	800m	600m	400m	200m				
Section Times	1:49.60 [4] (0:13.63)	1:35.97 [5] (0:11.76)	1:24.21 [5] (0:11.92)	1:12.29 [5] (0:12.06)	1:00.23 [5] (0:12.09)	0:48.14 [5] (0:11.80)	0:36.34 [5] (0:11.54)	0:24.80 [4] (0:11.99)	0:12.81 [3] (0:12.81)				
Average Speed [km/h]	52.8	61.9	60.6	59.7	59.7	60.8	62.6	60.4	56.1				
Top Speed [km/h]	61.7	62.3	61.7	60.6	61.0	62.4	63.6	60.9	59.1				
Avg. Dist. to Rail [m]	1.1	2.0	1.5	1.3	0.7	0.5	0.8	4.4	4.7				
Avg. Stride Freq. [Hz]	2.2	2.4	2.3	2.3	2.3	2.3	2.4	2.4	2.3				
Avg. Stride Length [m]	6.8	7.3	7.4	7.4	7.4	7.4	7.4	7.1	6.8				



- [ ] Ranking at each section and finish
- .-.- No data available at this section
- NA No data available



Horse/Jockey Name	Sokudo
Final Rank	5
Fastest Section Time (Section)	0:11.63 (1400m)
Top Speed [km/h] (Section)	63.1 (1600m)
Race State	Finished



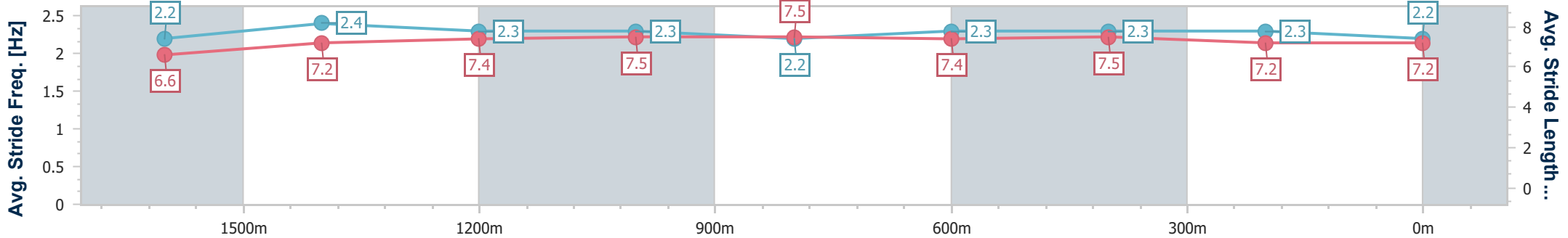
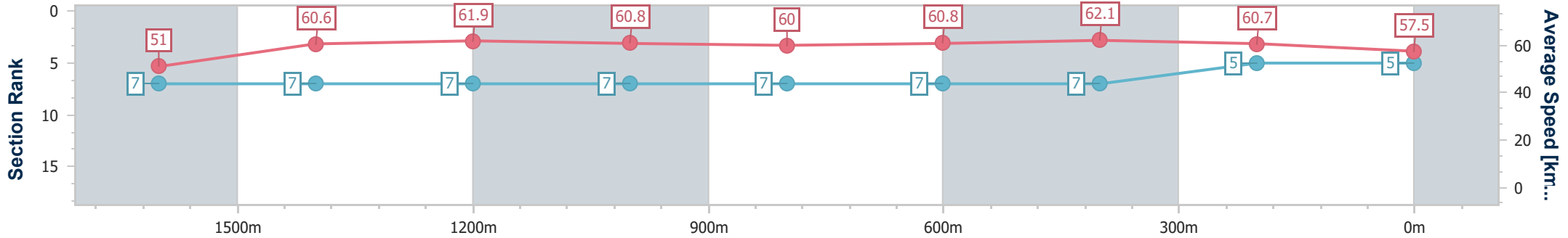
Aquis Park Gold Coast QLD Professional  
Race 2: SEA WORLD BENCHMARK 62 Handicap - 1800m



07 September 2024 - 13:59

Track Rating: Good 4, Weather: Fine, Rail Position: +3m 800m-W/Post; True Remainder

Section	Overall	1600m	1400m	1200m	1000m	800m	600m	400m	200m				
Section Times	1:49.65 [5] (0:14.13)	1:35.52 [7] (0:12.04)	1:23.48 [7] (0:11.63)	1:11.85 [7] (0:11.85)	1:00.00 [7] (0:11.98)	0:48.02 [7] (0:11.89)	0:36.13 [7] (0:11.65)	0:24.48 [7] (0:11.92)	0:12.56 [5] (0:12.56)				
Average Speed [km/h]	51.0	60.6	61.9	60.8	60.0	60.8	62.1	60.7	57.5				
Top Speed [km/h]	60.9	63.1	63.0	61.6	61.1	61.6	62.8	62.3	59.6				
Avg. Dist. to Rail [m]	3.2	2.2	1.9	0.7	0.7	0.7	1.1	7.3	7.9				
Avg. Stride Freq. [Hz]	2.2	2.4	2.3	2.3	2.2	2.3	2.3	2.3	2.2				
Avg. Stride Length [m]	6.6	7.2	7.4	7.5	7.5	7.4	7.5	7.2	7.2				



- [ ] Ranking at each section and finish
- .-.- No data available at this section
- NA No data available



Horse/Jockey Name	Highland Hill
Final Rank	6
Fastest Section Time (Section)	0:11.59 (1600m)
Top Speed [km/h] (Section)	63.8 (Overall)
Race State	Finished



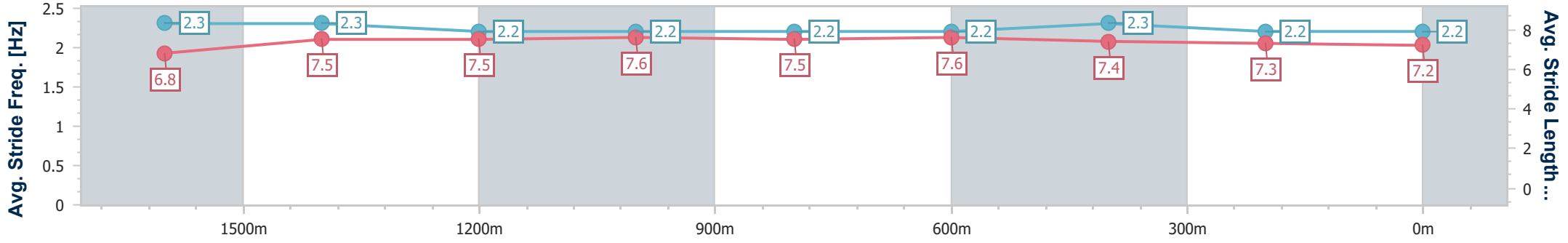
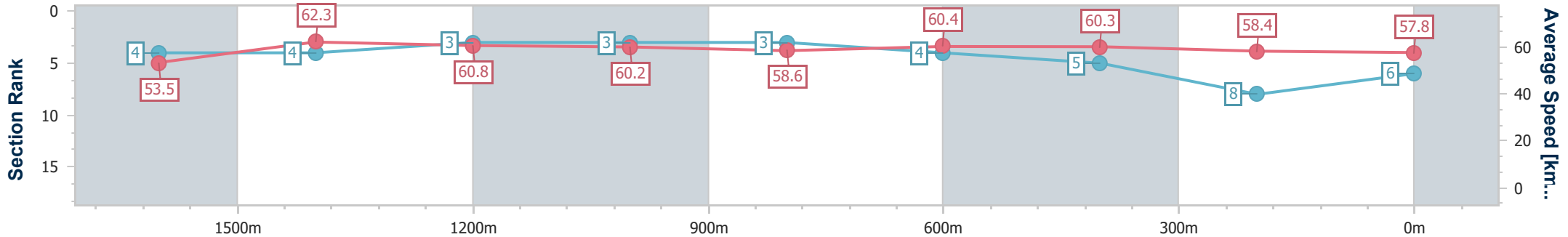
Aquis Park Gold Coast QLD Professional  
Race 2: SEA WORLD BENCHMARK 62 Handicap - 1800m



07 September 2024 - 13:59

Track Rating: Good 4, Weather: Fine, Rail Position: +3m 800m-W/Post; True Remainder

Section	Overall	1600m	1400m	1200m	1000m	800m	600m	400m	200m				
Section Times	1:49.73 [6] (0:13.43)	1:36.30 [4] (0:11.59)	1:24.71 [4] (0:11.80)	1:12.91 [3] (0:11.98)	1:00.93 [3] (0:12.22)	0:48.71 [3] (0:11.94)	0:36.77 [4] (0:11.97)	0:24.80 [5] (0:12.35)	0:12.45 [8] (0:12.45)				
Average Speed [km/h]	53.5	62.3	60.8	60.2	58.6	60.4	60.3	58.4	57.8				
Top Speed [km/h]	63.8	63.4	62.0	61.0	60.0	61.3	61.2	59.1	58.9				
Avg. Dist. to Rail [m]	2.6	0.8	0.6	0.2	0.6	0.5	0.6	2.1	1.4				
Avg. Stride Freq. [Hz]	2.3	2.3	2.2	2.2	2.2	2.2	2.3	2.2	2.2				
Avg. Stride Length [m]	6.8	7.5	7.5	7.6	7.5	7.6	7.4	7.3	7.2				



- [ ] Ranking at each section and finish
- .-.-.- No data available at this section
- NA No data available





Horse/Jockey Name	Wanda's Outlaw
Final Rank	7
Fastest Section Time (Section)	0:11.52 (1400m)
Top Speed [km/h] (Section)	64.3 (1400m)
Race State	Finished



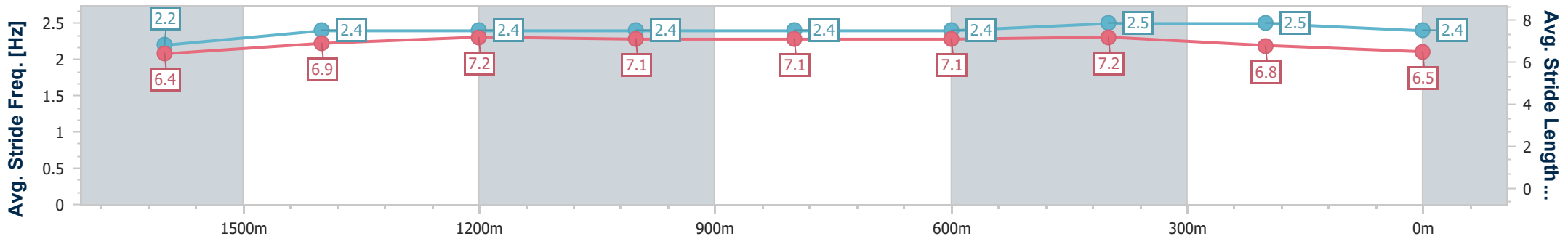
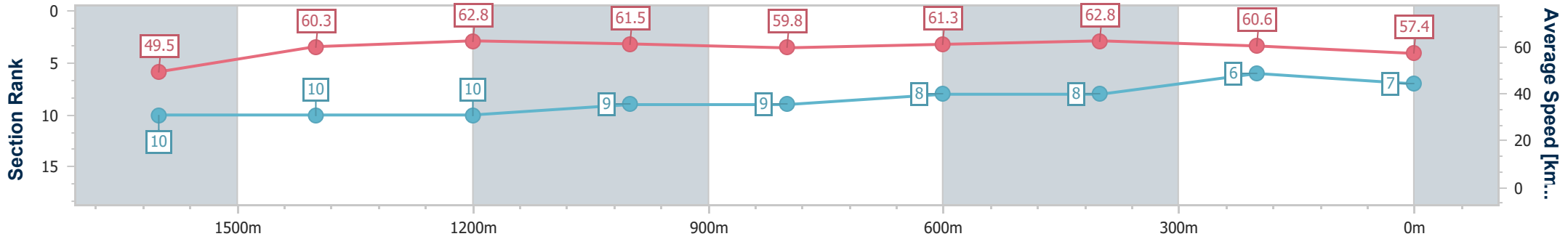
Aquis Park Gold Coast QLD Professional  
Race 2: SEA WORLD BENCHMARK 62 Handicap - 1800m



07 September 2024 - 13:59

Track Rating: Good 4, Weather: Fine, Rail Position: +3m 800m-W/Post; True Remainder

Section	Overall	1600m	1400m	1200m	1000m	800m	600m	400m	200m				
Section Times	1:49.75 [7] (0:14.55)	1:35.20 [10] (0:12.06)	1:23.14 [10] (0:11.52)	1:11.62 [10] (0:11.71)	0:59.91 [9] (0:12.03)	0:47.88 [9] (0:11.79)	0:36.09 [8] (0:11.57)	0:24.52 [8] (0:11.95)	0:12.57 [6] (0:12.57)				
Average Speed [km/h]	49.5	60.3	62.8	61.5	59.8	61.3	62.8	60.6	57.4				
Top Speed [km/h]	60.0	62.1	64.3	64.1	61.9	62.9	63.4	61.9	59.0				
Avg. Dist. to Rail [m]	5.5	1.9	1.1	1.0	0.5	1.0	1.9	7.3	8.1				
Avg. Stride Freq. [Hz]	2.2	2.4	2.4	2.4	2.4	2.4	2.5	2.5	2.4				
Avg. Stride Length [m]	6.4	6.9	7.2	7.1	7.1	7.1	7.2	6.8	6.5				



- [ ] Ranking at each section and finish
- .-.- No data available at this section
- NA No data available



Horse/Jockey Name	Enunciation
Final Rank	8
Fastest Section Time (Section)	0:11.67 (1400m)
Top Speed [km/h] (Section)	62.9 (600m)
Race State	Finished



Aquis Park Gold Coast QLD Professional

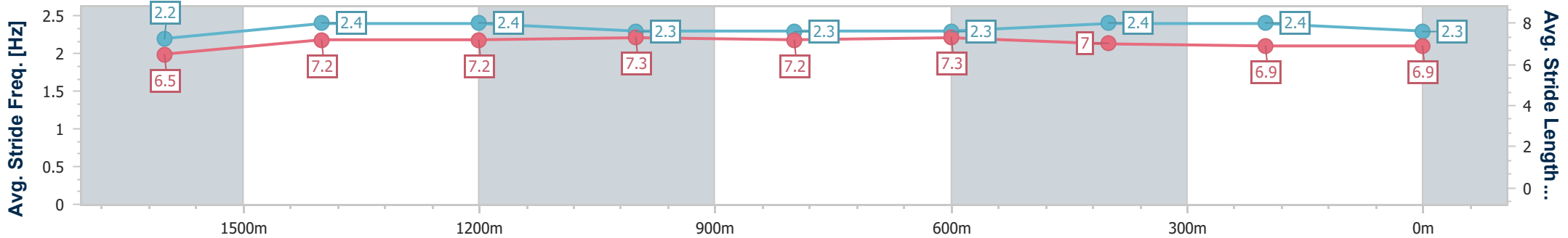
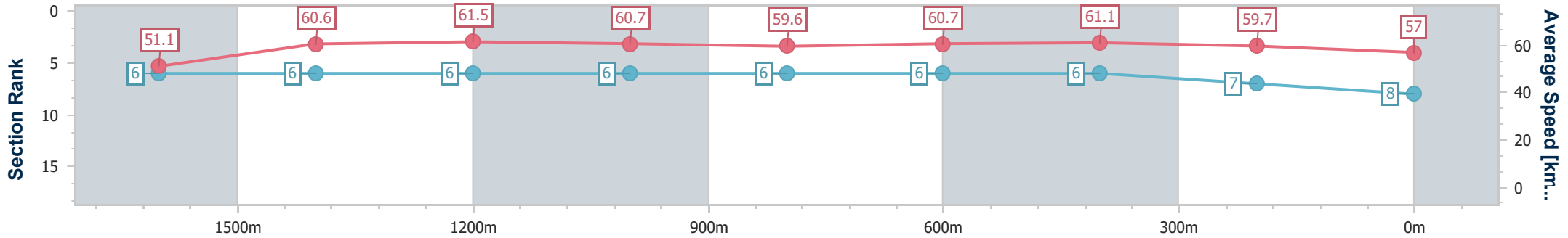
Race 2: SEA WORLD BENCHMARK 62 Handicap - 1800m



07 September 2024 - 13:59

Track Rating: Good 4, Weather: Fine, Rail Position: +3m 800m-W/Post; True Remainder

Section	Overall	1600m	1400m	1200m	1000m	800m	600m	400m	200m				
Section Times	1:49.85 [8] (0:14.09)	1:35.76 [6] (0:11.96)	1:23.80 [6] (0:11.67)	1:12.13 [6] (0:11.86)	1:00.27 [6] (0:12.04)	0:48.23 [6] (0:11.83)	0:36.40 [6] (0:11.70)	0:24.70 [6] (0:12.06)	0:12.64 [7] (0:12.64)				
Average Speed [km/h]	51.1	60.6	61.5	60.7	59.6	60.7	61.1	59.7	57.0				
Top Speed [km/h]	61.4	62.0	62.1	61.9	60.8	61.3	62.9	62.3	59.0				
Avg. Dist. to Rail [m]	1.6	1.0	0.3	0.2	0.6	0.8	1.4	2.2	3.4				
Avg. Stride Freq. [Hz]	2.2	2.4	2.4	2.3	2.3	2.3	2.4	2.4	2.3				
Avg. Stride Length [m]	6.5	7.2	7.2	7.3	7.2	7.3	7.0	6.9	6.9				



- [ ] Ranking at each section and finish
- .-.- No data available at this section
- NA No data available



Horse/Jockey Name	Princeton Award
Final Rank	9
Fastest Section Time (Section)	0:11.60 (1400m)
Top Speed [km/h] (Section)	64.3 (1400m)
Race State	Finished

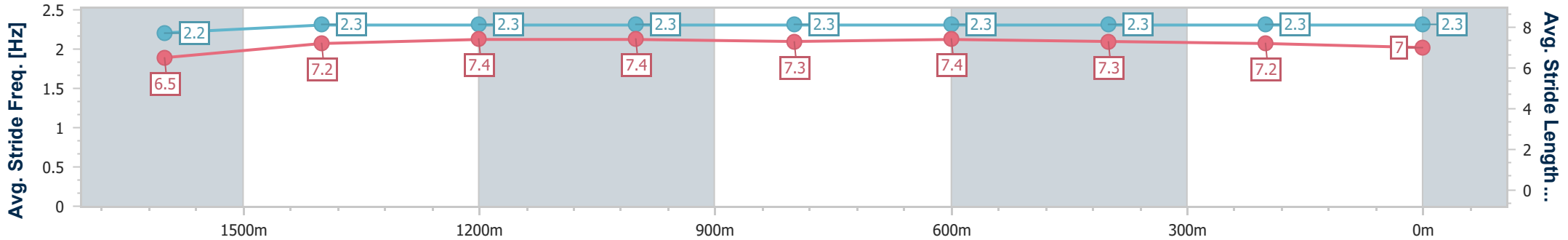
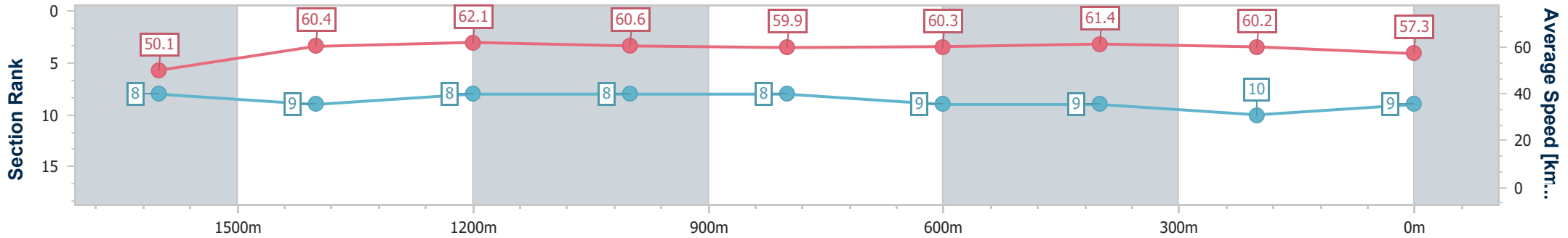


Aquis Park Gold Coast QLD Professional  
Race 2: SEA WORLD BENCHMARK 62 Handicap - 1800m



07 September 2024 - 13:59  
Track Rating: Good 4, Weather: Fine, Rail Position: +3m 800m-  
W/Post; True Remainder

Section	Overall	1600m	1400m	1200m	1000m	800m	600m	400m	200m
Section Times	1:50.00 [9] (0:14.36)	1:35.64 [8] (0:11.99)	1:23.65 [9] (0:11.60)	1:12.05 [8] (0:11.89)	1:00.16 [8] (0:11.97)	0:48.19 [8] (0:11.90)	0:36.29 [9] (0:11.67)	0:24.62 [9] (0:12.06)	0:12.56 [10] (0:12.56)
Average Speed [km/h]	50.1	60.4	62.1	60.6	59.9	60.3	61.4	60.2	57.3
Top Speed [km/h]	61.1	61.7	64.3	61.2	61.4	61.7	63.3	61.0	60.2
Avg. Dist. to Rail [m]	2.0	1.2	0.6	0.5	0.8	0.7	0.8	4.3	5.1
Avg. Stride Freq. [Hz]	2.2	2.3	2.3	2.3	2.3	2.3	2.3	2.3	2.3
Avg. Stride Length [m]	6.5	7.2	7.4	7.4	7.3	7.4	7.3	7.2	7.0



- [ ] Ranking at each section and finish
- .-.- No data available at this section
- NA No data available



Horse/Jockey Name	Eastown
Final Rank	10
Fastest Section Time (Section)	0:11.56 (1600m)
Top Speed [km/h] (Section)	66.3 (Overall)
Race State	Finished



Aquis Park Gold Coast QLD Professional

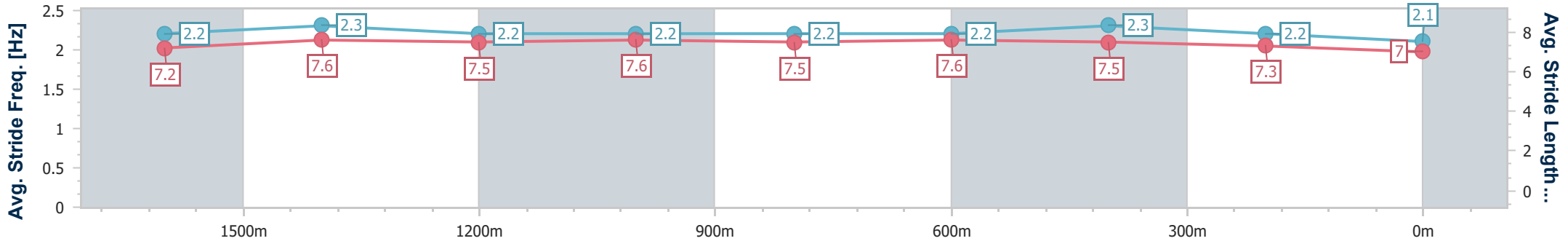
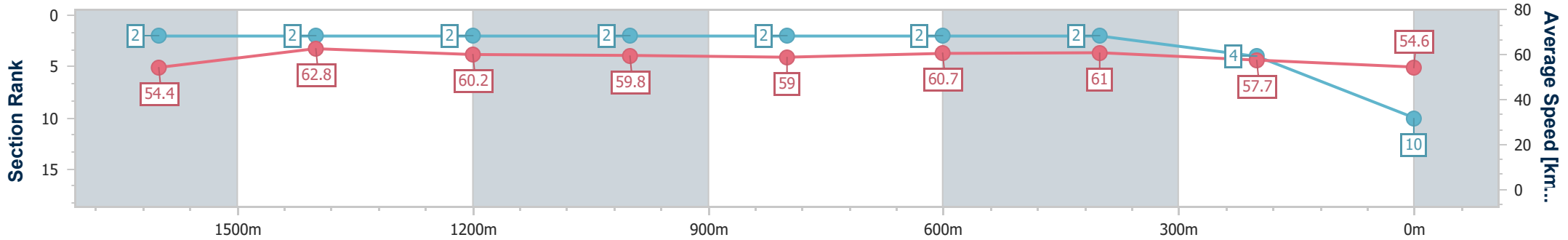
Race 2: SEA WORLD BENCHMARK 62 Handicap - 1800m



07 September 2024 - 13:59

Track Rating: Good 4, Weather: Fine, Rail Position: +3m 800m-W/Post; True Remainder

Section	Overall	1600m	1400m	1200m	1000m	800m	600m	400m	200m				
Section Times	1:50.13 [10] (0:13.22)	1:36.91 [2] (0:11.56)	1:25.35 [2] (0:11.93)	1:13.42 [2] (0:12.04)	1:01.38 [2] (0:12.11)	0:49.27 [2] (0:11.84)	0:37.43 [2] (0:11.74)	0:25.69 [2] (0:12.50)	0:13.19 [4] (0:13.19)				
Average Speed [km/h]	54.4	62.8	60.2	59.8	59.0	60.7	61.0	57.7	54.6				
Top Speed [km/h]	66.3	65.5	61.7	61.0	60.1	62.9	62.2	59.5	55.9				
Avg. Dist. to Rail [m]	6.5	1.7	0.8	0.2	1.2	0.6	1.0	2.1	2.6				
Avg. Stride Freq. [Hz]	2.2	2.3	2.2	2.2	2.2	2.2	2.3	2.2	2.1				
Avg. Stride Length [m]	7.2	7.6	7.5	7.6	7.5	7.6	7.5	7.3	7.0				



- [ ] Ranking at each section and finish
- .-.- No data available at this section
- NA No data available