



Aquis Park Gold Coast QLD Professional

Race 1: VILLAGE ROADSHOW THEME PARKS Maiden Plate - 1800m

07 September 2024 - 13:24



Track Rating: Good 4, Weather: Fine, Rail Position: +3m 800m-W/Post; True Remainder

Section		Overall	1600m	1400m	1200m	1000m	800m	600m	Last 600m					
Field Times		1:50.36 (0:13.70)	1:36.66 (0:11.71)	1:24.95 (0:11.78)	1:13.17 (0:12.15)	1:01.02 (0:12.25)	0:48.77 (0:12.18)	0:36.59 (0:11.93)	0:36.59					
Rank	TAB	Horse/Jockey	Barrier	Top Speed [km/h]	Fastest Section								Distance Travelled [m]	
1	2	DAWN PARTY Tiffani Brooker	2	66.4 Overall	0:11.71 1600m	1:50.36 [1] (0:13.70)	1:36.66 [2] (0:11.71)	1:24.95 [1] (0:11.78)	1:13.17 [1] (0:12.15)	1:01.02 [1] (0:12.25)	0:48.77 [1] (0:12.18)	0:36.59 [1] (0:11.93)	0:36.59	
2	9	VIKING BLOOD Danny Peisley	10	66.2 Overall	0:11.51 600m	1:50.40 [2] (0:14.62)	1:35.78 [9] (0:11.90)	1:23.88 [8] (0:11.86)	1:12.02 [9] (0:12.29)	0:59.73 [9] (0:12.12)	0:47.61 [9] (0:11.88)	0:35.73 [9] (0:11.51)	0:35.73	+9
3	3	DULVERTON CHARM Jai Williams	6	65.4 1600m	0:11.75 1400m	1:50.61 [3] (0:14.02)	1:36.59 [5] (0:11.82)	1:24.77 [4] (0:11.75)	1:13.02 [3] (0:12.06)	1:00.96 [3] (0:12.29)	0:48.67 [3] (0:12.10)	0:36.57 [3] (0:11.82)	0:36.57	+1
4	5	FINE AND RARE Kirk Matheson	4	64.4 Overall	0:11.80 1400m	1:50.65 [4] (0:13.83)	1:36.82 [3] (0:12.14)	1:24.68 [5] (0:11.80)	1:12.88 [5] (0:12.21)	1:00.67 [5] (0:12.22)	0:48.45 [6] (0:12.09)	0:36.36 [5] (0:12.17)	0:36.36	+9
5	1	AUTUMN SONG Adin Thompson	3	65.5 Overall	0:11.88 1400m	1:50.88 [5] (0:13.70)	1:37.18 [1] (0:12.03)	1:25.15 [3] (0:11.88)	1:13.27 [4] (0:12.18)	1:01.09 [4] (0:12.25)	0:48.84 [4] (0:12.07)	0:36.77 [4] (0:12.17)	0:36.77	+10
6	4	ENTERPRISE PRIVATE Sean Cormack	5	64.5 Overall	0:11.78 1400m	1:50.88 [6] (0:14.55)	1:36.33 [8] (0:12.01)	1:24.32 [9] (0:11.78)	1:12.54 [8] (0:12.14)	1:00.40 [8] (0:12.09)	0:48.31 [7] (0:12.04)	0:36.27 [8] (0:11.88)	0:36.27	+1
7	8	SEAPARK Michael Cahill	7	65.6 Overall	0:11.77 1400m	1:51.09 [7] (0:14.24)	1:36.85 [6] (0:11.90)	1:24.95 [6] (0:11.77)	1:13.18 [6] (0:12.11)	1:01.07 [6] (0:12.16)	0:48.91 [5] (0:12.16)	0:36.75 [6] (0:11.92)	0:36.75	+2
8	6	NO DOUBLE DIPPING Rob Thorburn	8	66.2 Overall	0:11.77 1400m	1:51.48 [8] (0:14.25)	1:37.23 [7] (0:12.02)	1:25.21 [7] (0:11.77)	1:13.44 [7] (0:12.30)	1:01.14 [7] (0:12.25)	0:48.89 [8] (0:12.02)	0:36.87 [7] (0:11.94)	0:36.87	+10
9	7	PRIDE OF PASSION Dan McGillivray	9	65.5 Overall	0:11.58 1600m	1:52.49 [9] (0:13.86)	1:38.63 [4] (0:11.58)	1:27.05 [2] (0:11.98)	1:15.07 [2] (0:12.16)	1:02.91 [2] (0:12.28)	0:50.63 [2] (0:12.13)	0:38.50 [2] (0:12.19)	0:38.50	+3

Scratched: John's Road (#14), Belmont Park (#10), Sharman Pete (#11), Eightdaysaweek (#12), Short Approach (#13), Windy Wheels (#15)

[] Ranking at each section and finish
 -:-:- No data available at this section
 NA No data available

SCN Saddle cloth number
 DNF Did not finish
 DNT Did not track



Aquis Park Gold Coast QLD Professional

Race 1: VILLAGE ROADSHOW THEME PARKS Maiden Plate - 1800m

07 September 2024 - 13:24



Track Rating: Good 4, Weather: Fine, Rail Position: +3m 800m-W/Post; True Remainder

Section				400m	200m			Last 600m			
Field Times				0:24.66 (0:12.20)	0:12.46 (0:12.46)			0:36.59			
Rank	TAB	Horse/Jockey	Barrier	Top Speed [km/h]	Fastest Section	Margin				Distance Travelled [m]	
1	2	DAWN PARTY Tiffani Brooker	2	66.4 Overall	0:11.71 1600m	0:24.66 [1] (0:12.20)	0:12.46 [1] (0:12.46)	1:50.36		0:36.59	
2	9	VIKING BLOOD Danny Peisley	10	66.2 Overall	0:11.51 600m	0:24.22 [3] (0:11.85)	0:12.37 [3] (0:12.37)	0.2L		0:35.73	+9
3	3	DULVERTON CHARM Jai Williams	6	65.4 1600m	0:11.75 1400m	0:24.75 [2] (0:12.06)	0:12.69 [2] (0:12.69)	1.5L		0:36.57	+1
4	5	FINE AND RARE Kirk Matheson	4	64.4 Overall	0:11.80 1400m	0:24.19 [7] (0:11.94)	0:12.25 [5] (0:12.25)	1.7L		0:36.36	+9
5	1	AUTUMN SONG Adin Thompson	3	65.5 Overall	0:11.88 1400m	0:24.60 [6] (0:12.01)	0:12.59 [4] (0:12.59)	3L		0:36.77	+10
6	4	ENTERPRISE PRIVATE Sean Cormack	5	64.5 Overall	0:11.78 1400m	0:24.39 [8] (0:12.20)	0:12.19 [8] (0:12.19)	3.1L		0:36.27	+1
7	8	SEAPARK Michael Cahill	7	65.6 Overall	0:11.77 1400m	0:24.83 [5] (0:12.19)	0:12.64 [6] (0:12.64)	4.1L		0:36.75	+2
8	6	NO DOUBLE DIPPING Rob Thorburn	8	66.2 Overall	0:11.77 1400m	0:24.93 [9] (0:12.12)	0:12.81 [7] (0:12.81)	6.4L		0:36.87	+10
9	7	PRIDE OF PASSION Dan McGillivray	9	65.5 Overall	0:11.58 1600m	0:26.31 [4] (0:12.58)	0:13.73 [9] (0:13.73)	12.2L		0:38.50	+3

Scratched: John's Road (#14), Belmont Park (#10), Sharman Pete (#11), Eightdaysaweek (#12), Short Approach (#13), Windy Wheels (#15)

[] Ranking at each section and finish
 -:-:- No data available at this section
 NA No data available

SCN Saddle cloth number
 DNF Did not finish
 DNT Did not track



Horse/Jockey Name	Dawn Party
Final Rank	1
Fastest Section Time (Section)	0:11.71 (1600m)
Top Speed [km/h] (Section)	66.4 (Overall)
Race State	Finished



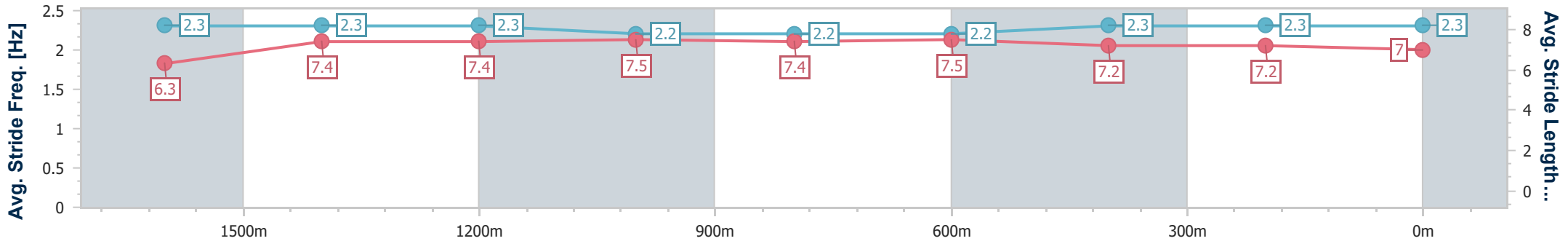
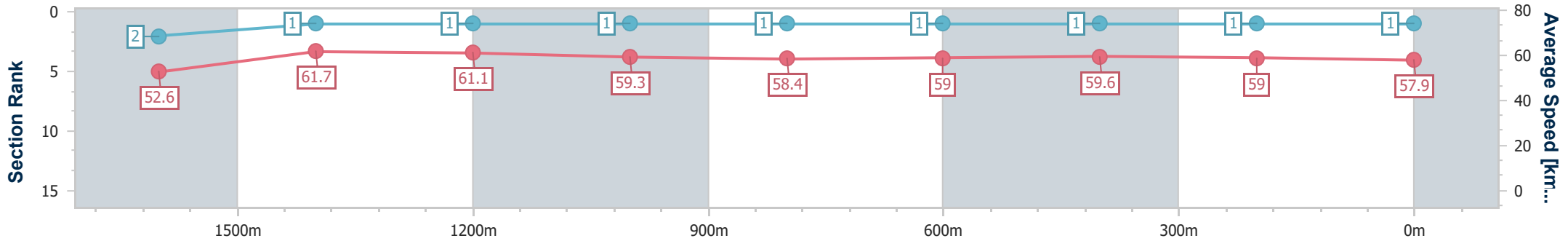
Aquis Park Gold Coast QLD Professional
Race 1: VILLAGE ROADSHOW THEME PARKS Maiden Plate - 1800m



07 September 2024 - 13:24

Track Rating: Good 4, Weather: Fine, Rail Position: +3m 800m-W/Post; True Remainder

Section	Overall	1600m	1400m	1200m	1000m	800m	600m	400m	200m			
Section Times	1:50.36 [1] (0:13.70)	1:36.66 [2] (0:11.71)	1:24.95 [1] (0:11.78)	1:13.17 [1] (0:12.15)	1:01.02 [1] (0:12.25)	0:48.77 [1] (0:12.18)	0:36.59 [1] (0:11.93)	0:24.66 [1] (0:12.20)	0:12.46 [1] (0:12.46)			
Average Speed [km/h]	52.6	61.7	61.1	59.3	58.4	59.0	59.6	59.0	57.9			
Top Speed [km/h]	66.4	65.8	63.8	59.8	59.4	60.4	60.8	60.0	59.1			
Avg. Dist. to Rail [m]	2.1	0.9	0.2	0.1	1.1	0.7	1.8	0.9	1.4			
Avg. Stride Freq. [Hz]	2.3	2.3	2.3	2.2	2.2	2.2	2.3	2.3	2.3			
Avg. Stride Length [m]	6.3	7.4	7.4	7.5	7.4	7.5	7.2	7.2	7.0			



- [] Ranking at each section and finish
- .-.- No data available at this section
- NA No data available



Horse/Jockey Name	Viking Blood
Final Rank	2
Fastest Section Time (Section)	0:11.51 (600m)
Top Speed [km/h] (Section)	66.2 (Overall)
Race State	Finished



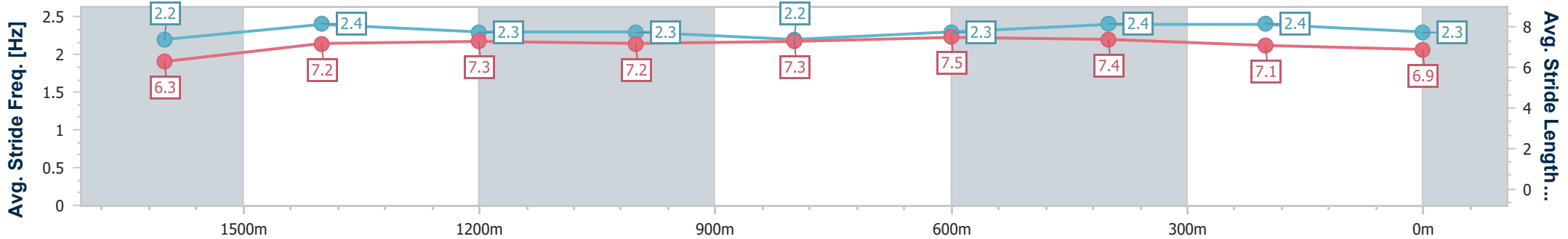
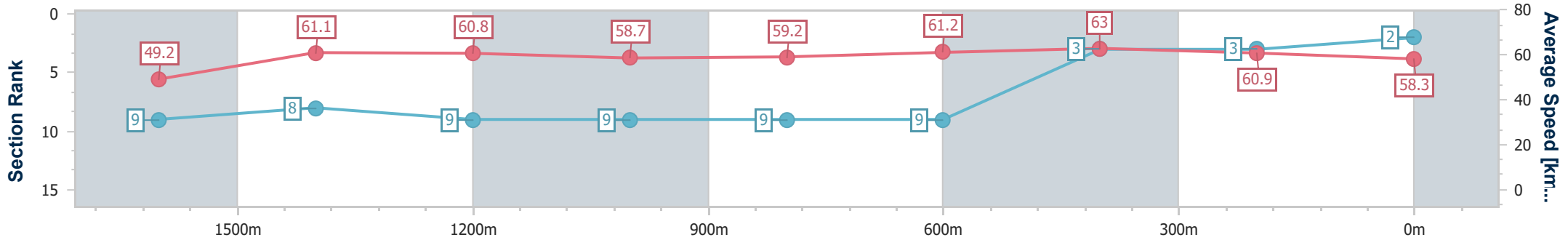
Aquis Park Gold Coast QLD Professional
Race 1: VILLAGE ROADSHOW THEME PARKS Maiden Plate - 1800m



07 September 2024 - 13:24

Track Rating: Good 4, Weather: Fine, Rail Position: +3m 800m-W/Post; True Remainder

Section	Overall	1600m	1400m	1200m	1000m	800m	600m	400m	200m			
Section Times	1:50.40 [2] (0:14.62)	1:35.78 [9] (0:11.90)	1:23.88 [8] (0:11.86)	1:12.02 [9] (0:12.29)	0:59.73 [9] (0:12.12)	0:47.61 [9] (0:11.88)	0:35.73 [9] (0:11.51)	0:24.22 [3] (0:11.85)	0:12.37 [3] (0:12.37)			
Average Speed [km/h]	49.2	61.1	60.8	58.7	59.2	61.2	63.0	60.9	58.3			
Top Speed [km/h]	66.2	66.1	63.0	62.0	60.2	63.6	63.9	62.2	60.8			
Avg. Dist. to Rail [m]	5.5	1.9	0.9	0.6	0.5	2.4	1.4	2.0	1.3			
Avg. Stride Freq. [Hz]	2.2	2.4	2.3	2.3	2.2	2.3	2.4	2.4	2.3			
Avg. Stride Length [m]	6.3	7.2	7.3	7.2	7.3	7.5	7.4	7.1	6.9			



- [] Ranking at each section and finish
- .-.- No data available at this section
- NA No data available



Horse/Jockey Name	Dulverton Charm
Final Rank	3
Fastest Section Time (Section)	0:11.75 (1400m)
Top Speed [km/h] (Section)	65.4 (1600m)
Race State	Finished



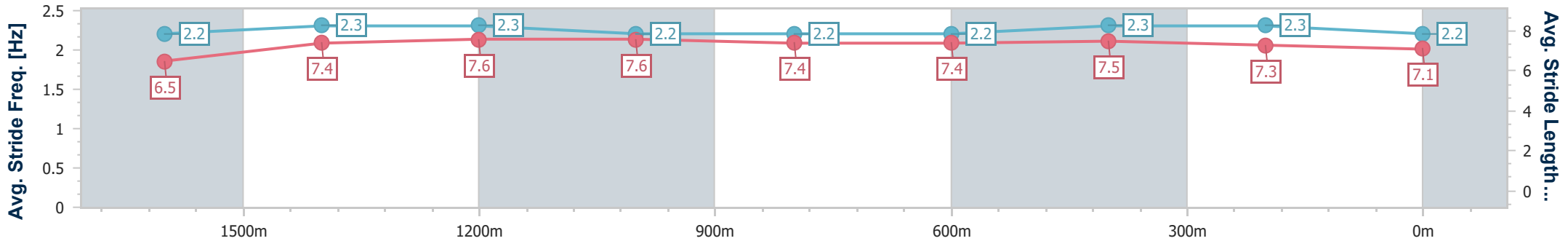
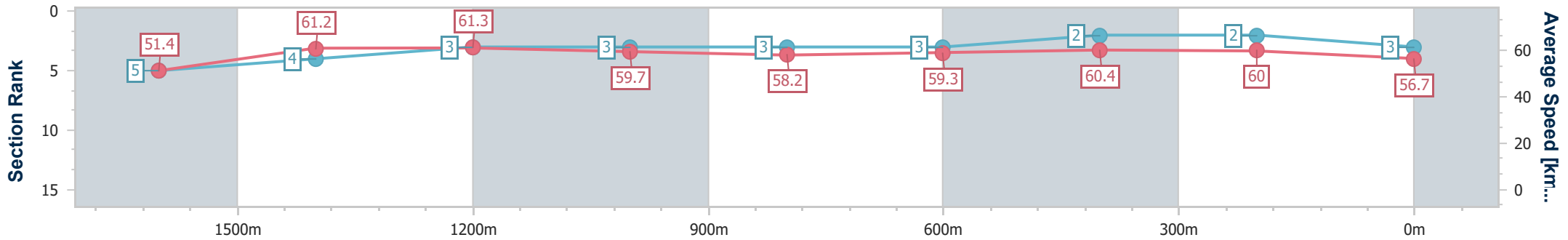
Aquis Park Gold Coast QLD Professional
 Race 1: VILLAGE ROADSHOW THEME PARKS Maiden Plate - 1800m



07 September 2024 - 13:24

Track Rating: Good 4, Weather: Fine, Rail Position: +3m 800m-W/Post; True Remainder

Section	Overall	1600m	1400m	1200m	1000m	800m	600m	400m	200m			
Section Times	1:50.61 [3] (0:14.02)	1:36.59 [5] (0:11.82)	1:24.77 [4] (0:11.75)	1:13.02 [3] (0:12.06)	1:00.96 [3] (0:12.29)	0:48.67 [3] (0:12.10)	0:36.57 [3] (0:11.82)	0:24.75 [2] (0:12.06)	0:12.69 [2] (0:12.69)			
Average Speed [km/h]	51.4	61.2	61.3	59.7	58.2	59.3	60.4	60.0	56.7			
Top Speed [km/h]	65.4	65.4	62.2	60.8	59.2	61.0	61.3	60.3	59.0			
Avg. Dist. to Rail [m]	4.8	1.1	0.2	0.1	1.0	1.1	1.1	1.1	0.7			
Avg. Stride Freq. [Hz]	2.2	2.3	2.3	2.2	2.2	2.2	2.3	2.3	2.2			
Avg. Stride Length [m]	6.5	7.4	7.6	7.6	7.4	7.4	7.5	7.3	7.1			



- [] Ranking at each section and finish
- .-.- No data available at this section
- NA No data available



Horse/Jockey Name	Fine And Rare
Final Rank	4
Fastest Section Time (Section)	0:11.80 (1400m)
Top Speed [km/h] (Section)	64.4 (Overall)
Race State	Finished



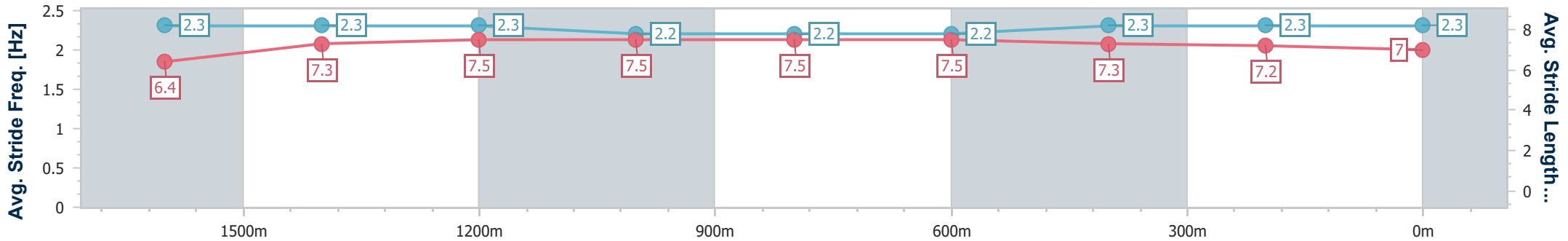
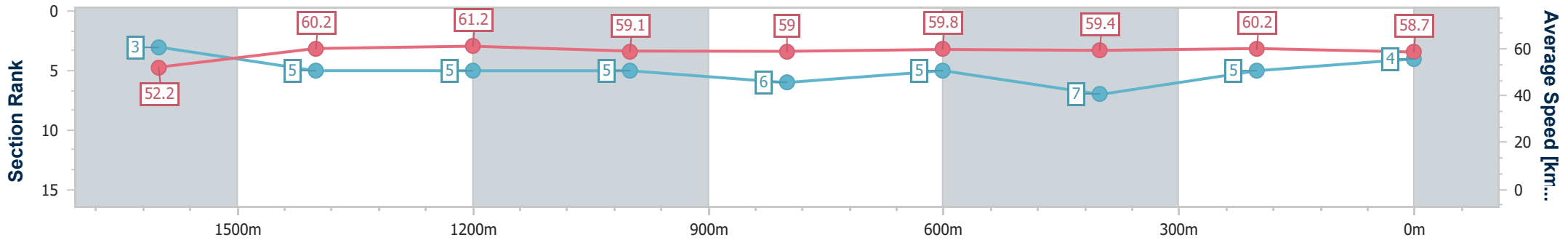
Aquis Park Gold Coast QLD Professional
Race 1: VILLAGE ROADSHOW THEME PARKS Maiden Plate - 1800m



07 September 2024 - 13:24

Track Rating: Good 4, Weather: Fine, Rail Position: +3m 800m-W/Post; True Remainder

Section	Overall	1600m	1400m	1200m	1000m	800m	600m	400m	200m			
Section Times	1:50.65 [4] (0:13.83)	1:36.82 [3] (0:12.14)	1:24.68 [5] (0:11.80)	1:12.88 [5] (0:12.21)	1:00.67 [5] (0:12.22)	0:48.45 [6] (0:12.09)	0:36.36 [5] (0:12.17)	0:24.19 [7] (0:11.94)	0:12.25 [5] (0:12.25)			
Average Speed [km/h]	52.2	60.2	61.2	59.1	59.0	59.8	59.4	60.2	58.7			
Top Speed [km/h]	64.4	63.6	62.0	60.2	60.5	60.5	60.5	61.6	60.4			
Avg. Dist. to Rail [m]	4.2	2.7	2.1	1.9	1.0	1.4	0.5	1.9	1.8			
Avg. Stride Freq. [Hz]	2.3	2.3	2.3	2.2	2.2	2.2	2.3	2.3	2.3			
Avg. Stride Length [m]	6.4	7.3	7.5	7.5	7.5	7.5	7.3	7.2	7.0			



- [] Ranking at each section and finish
- .-.- No data available at this section
- NA No data available



Horse/Jockey Name	Autumn Song
Final Rank	5
Fastest Section Time (Section)	0:11.88 (1400m)
Top Speed [km/h] (Section)	65.5 (Overall)
Race State	Finished



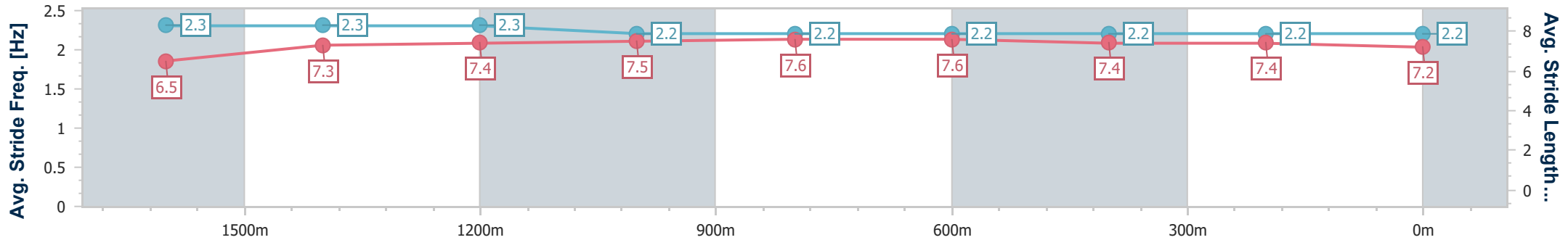
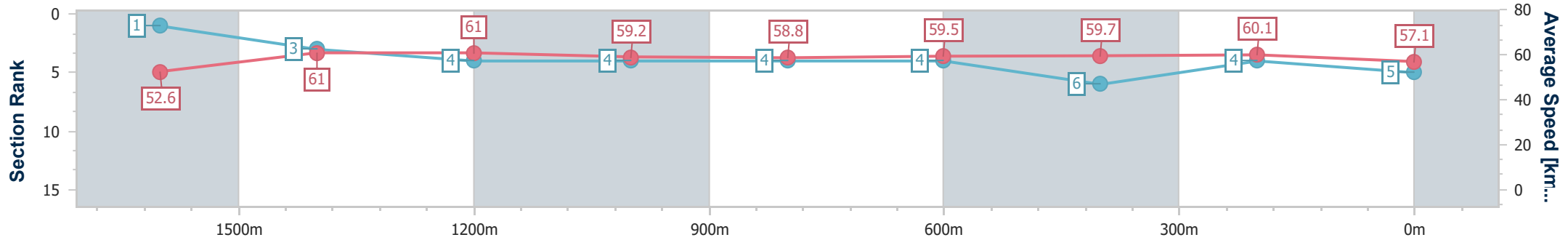
Aquis Park Gold Coast QLD Professional
Race 1: VILLAGE ROADSHOW THEME PARKS Maiden Plate - 1800m



07 September 2024 - 13:24

Track Rating: Good 4, Weather: Fine, Rail Position: +3m 800m-W/Post; True Remainder

Section	Overall	1600m	1400m	1200m	1000m	800m	600m	400m	200m			
Section Times	1:50.88 [5] (0:13.70)	1:37.18 [1] (0:12.03)	1:25.15 [3] (0:11.88)	1:13.27 [4] (0:12.18)	1:01.09 [4] (0:12.25)	0:48.84 [4] (0:12.07)	0:36.77 [4] (0:12.17)	0:24.60 [6] (0:12.01)	0:12.59 [4] (0:12.59)			
Average Speed [km/h]	52.6	61.0	61.0	59.2	58.8	59.5	59.7	60.1	57.1			
Top Speed [km/h]	65.5	64.6	61.8	59.9	59.9	60.4	60.5	61.4	59.1			
Avg. Dist. to Rail [m]	3.5	3.3	2.7	2.1	0.6	1.3	1.2	1.1	2.1			
Avg. Stride Freq. [Hz]	2.3	2.3	2.3	2.2	2.2	2.2	2.2	2.2	2.2			
Avg. Stride Length [m]	6.5	7.3	7.4	7.5	7.6	7.6	7.4	7.4	7.2			



- [] Ranking at each section and finish
- .-.- No data available at this section
- NA No data available



Horse/Jockey Name	Enterprise Private
Final Rank	6
Fastest Section Time (Section)	0:11.78 (1400m)
Top Speed [km/h] (Section)	64.5 (Overall)
Race State	Finished



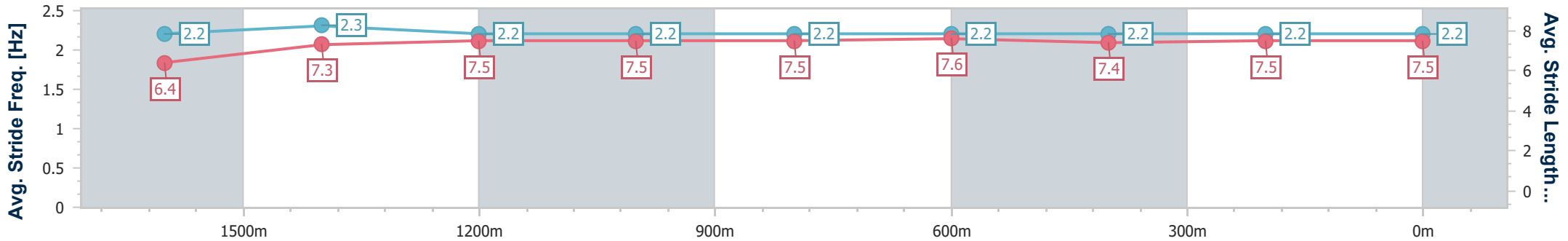
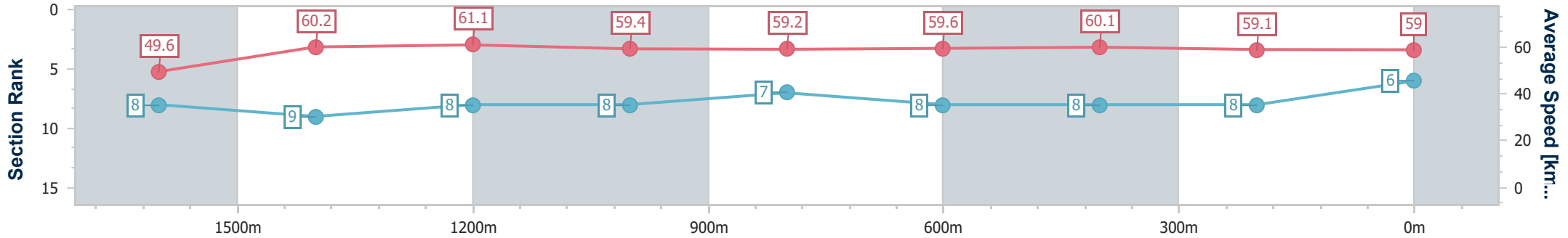
Aquis Park Gold Coast QLD Professional
Race 1: VILLAGE ROADSHOW THEME PARKS Maiden Plate - 1800m



07 September 2024 - 13:24

Track Rating: Good 4, Weather: Fine, Rail Position: +3m 800m-W/Post; True Remainder

Section	Overall	1600m	1400m	1200m	1000m	800m	600m	400m	200m
Section Times	1:50.88 [6] (0:14.55)	1:36.33 [8] (0:12.01)	1:24.32 [9] (0:11.78)	1:12.54 [8] (0:12.14)	1:00.40 [8] (0:12.09)	0:48.31 [7] (0:12.04)	0:36.27 [8] (0:11.88)	0:24.39 [8] (0:12.20)	0:12.19 [8] (0:12.19)
Average Speed [km/h]	49.6	60.2	61.1	59.4	59.2	59.6	60.1	59.1	59.0
Top Speed [km/h]	64.5	64.5	62.8	61.7	60.6	60.5	60.8	60.2	59.8
Avg. Dist. to Rail [m]	3.0	1.2	0.6	0.3	0.9	0.8	1.1	0.9	1.2
Avg. Stride Freq. [Hz]	2.2	2.3	2.2	2.2	2.2	2.2	2.2	2.2	2.2
Avg. Stride Length [m]	6.4	7.3	7.5	7.5	7.5	7.6	7.4	7.5	7.5



- [] Ranking at each section and finish
- .-.- No data available at this section
- NA No data available



Horse/Jockey Name	Seapark
Final Rank	7
Fastest Section Time (Section)	0:11.77 (1400m)
Top Speed [km/h] (Section)	65.6 (Overall)
Race State	Finished



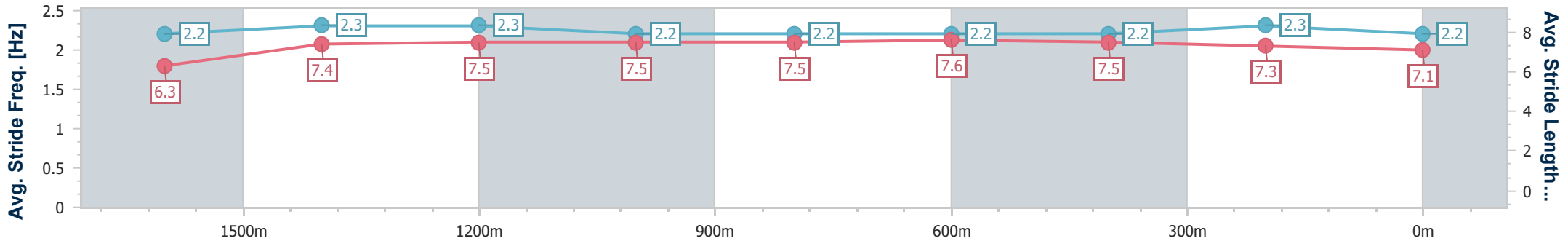
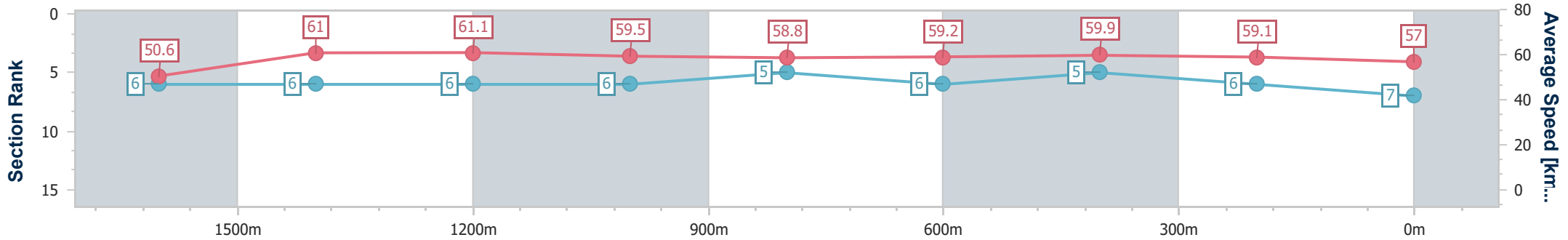
Aquis Park Gold Coast QLD Professional
Race 1: VILLAGE ROADSHOW THEME PARKS Maiden Plate - 1800m



07 September 2024 - 13:24

Track Rating: Good 4, Weather: Fine, Rail Position: +3m 800m-W/Post; True Remainder

Section	Overall	1600m	1400m	1200m	1000m	800m	600m	400m	200m			
Section Times	1:51.09 [7] (0:14.24)	1:36.85 [6] (0:11.90)	1:24.95 [6] (0:11.77)	1:13.18 [6] (0:12.11)	1:01.07 [6] (0:12.16)	0:48.91 [5] (0:12.16)	0:36.75 [6] (0:11.92)	0:24.83 [5] (0:12.19)	0:12.64 [6] (0:12.64)			
Average Speed [km/h]	50.6	61.0	61.1	59.5	58.8	59.2	59.9	59.1	57.0			
Top Speed [km/h]	65.6	64.9	62.5	60.5	59.4	60.0	60.7	59.7	58.6			
Avg. Dist. to Rail [m]	4.0	1.3	0.9	0.4	1.0	0.7	1.0	1.7	2.3			
Avg. Stride Freq. [Hz]	2.2	2.3	2.3	2.2	2.2	2.2	2.2	2.3	2.2			
Avg. Stride Length [m]	6.3	7.4	7.5	7.5	7.5	7.6	7.5	7.3	7.1			



- [] Ranking at each section and finish
- .-.- No data available at this section
- NA No data available



Horse/Jockey Name	No Double Dipping
Final Rank	8
Fastest Section Time (Section)	0:11.77 (1400m)
Top Speed [km/h] (Section)	66.2 (Overall)
Race State	Finished



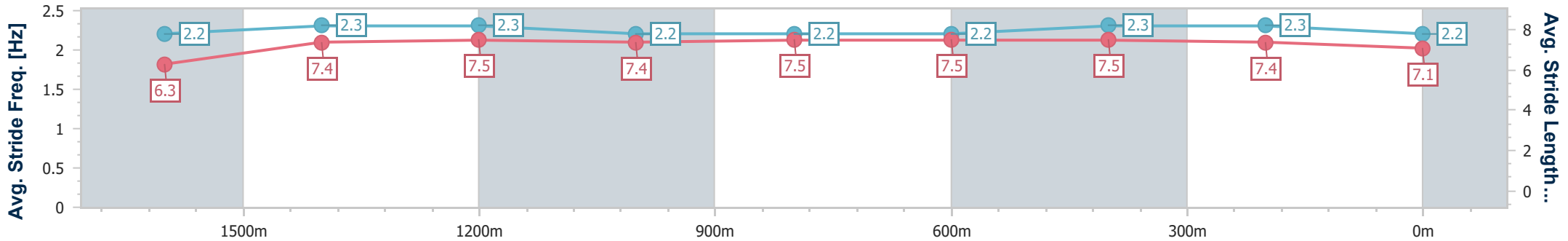
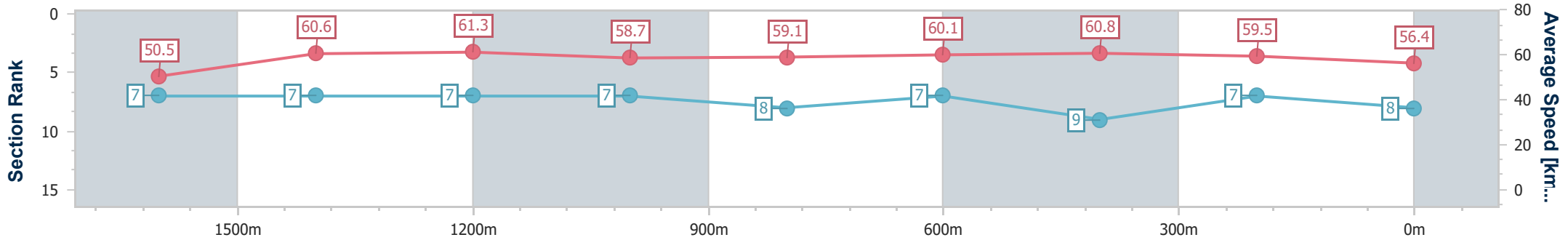
Aquis Park Gold Coast QLD Professional
Race 1: VILLAGE ROADSHOW THEME PARKS Maiden Plate - 1800m



07 September 2024 - 13:24

Track Rating: Good 4, Weather: Fine, Rail Position: +3m 800m-W/Post; True Remainder

Section	Overall	1600m	1400m	1200m	1000m	800m	600m	400m	200m			
Section Times	1:51.48 [8] (0:14.25)	1:37.23 [7] (0:12.02)	1:25.21 [7] (0:11.77)	1:13.44 [7] (0:12.30)	1:01.14 [7] (0:12.25)	0:48.89 [8] (0:12.02)	0:36.87 [7] (0:11.94)	0:24.93 [9] (0:12.12)	0:12.81 [7] (0:12.81)			
Average Speed [km/h]	50.5	60.6	61.3	58.7	59.1	60.1	60.8	59.5	56.4			
Top Speed [km/h]	66.2	66.0	63.2	60.6	61.5	62.6	62.6	60.3	58.3			
Avg. Dist. to Rail [m]	5.3	2.3	2.0	2.0	1.0	1.3	1.2	4.3	3.4			
Avg. Stride Freq. [Hz]	2.2	2.3	2.3	2.2	2.2	2.2	2.3	2.3	2.2			
Avg. Stride Length [m]	6.3	7.4	7.5	7.4	7.5	7.5	7.5	7.4	7.1			



- [] Ranking at each section and finish
- .-.- No data available at this section
- NA No data available



Horse/Jockey Name	Pride Of Passion
Final Rank	9
Fastest Section Time (Section)	0:11.58 (1600m)
Top Speed [km/h] (Section)	65.5 (Overall)
Race State	Finished



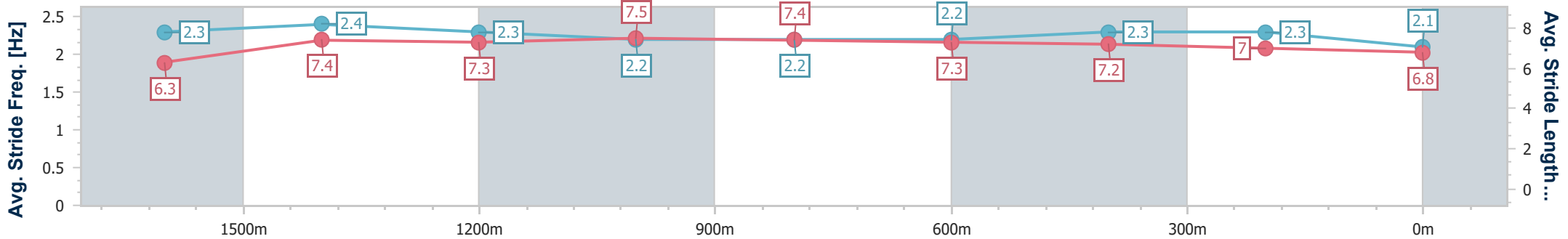
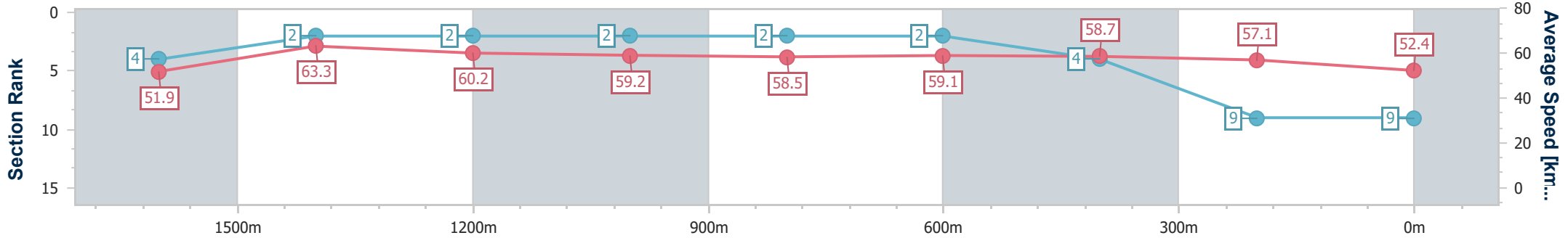
Aquis Park Gold Coast QLD Professional
 Race 1: VILLAGE ROADSHOW THEME PARKS Maiden Plate - 1800m



07 September 2024 - 13:24

Track Rating: Good 4, Weather: Fine, Rail Position: +3m 800m-W/Post; True Remainder

Section	Overall	1600m	1400m	1200m	1000m	800m	600m	400m	200m			
Section Times	1:52.49 [9] (0:13.86)	1:38.63 [4] (0:11.58)	1:27.05 [2] (0:11.98)	1:15.07 [2] (0:12.16)	1:02.91 [2] (0:12.28)	0:50.63 [2] (0:12.13)	0:38.50 [2] (0:12.19)	0:26.31 [4] (0:12.58)	0:13.73 [9] (0:13.73)			
Average Speed [km/h]	51.9	63.3	60.2	59.2	58.5	59.1	58.7	57.1	52.4			
Top Speed [km/h]	65.5	64.9	63.5	60.2	59.3	60.0	59.4	58.5	55.5			
Avg. Dist. to Rail [m]	6.5	3.0	1.0	0.9	0.7	0.8	1.3	0.9	1.0			
Avg. Stride Freq. [Hz]	2.3	2.4	2.3	2.2	2.2	2.2	2.3	2.3	2.1			
Avg. Stride Length [m]	6.3	7.4	7.3	7.5	7.4	7.3	7.2	7.0	6.8			



- [] Ranking at each section and finish
- .-.- No data available at this section
- NA No data available