

Track Rating: Good 4, Weather: Overcast, Rail Position: +9m Entire

Section		Field Times											
Overall	1200m	1000m	800m	600m	400m	Last 600m							
1:24.10 (0:13.63)	1:10.47 (0:10.99)	0:59.48 (0:11.65)	0:47.83 (0:12.06)	0:35.77 (0:12.09)	0:23.68 (0:11.57)	0:35.77							
Rank	TAB	Horse/Jockey	Barrier	Top Speed [km/h]	Fastest Section	Overall	1200m	1000m	800m	600m	400m	Last 600m	Distance Travelled [m]
1	5	ADDITION James Orman	4	66.5 1200m	0:11.24 1200m	1:24.10 [1] (0:14.04)	1:10.06 [7] (0:11.24)	0:58.82 [7] (0:11.94)	0:46.88 [7] (0:12.04)	0:34.84 [7] (0:11.80)	0:23.04 [7] (0:11.25)	0:34.84	
2	8	MEHRETU Emily Lang	1	66.0 Overall	0:11.14 1200m	1:24.31 [2] (0:13.63)	1:10.68 [1] (0:11.14)	0:59.54 [2] (0:11.77)	0:47.77 [3] (0:11.99)	0:35.78 [3] (0:12.03)	0:23.75 [2] (0:11.43)	0:35.78	-2
3	3	OUT OF ACES Cody Collis	5	66.0 1200m	0:11.22 1200m	1:24.38 [3] (0:14.04)	1:10.34 [6] (0:11.22)	0:59.12 [6] (0:11.84)	0:47.28 [6] (0:12.06)	0:35.22 [6] (0:11.86)	0:23.36 [6] (0:11.60)	0:35.22	+2
4	13	RAPID CHEVAL Angela Jones	6	65.1 1200m	0:11.26 1200m	1:24.48 [4] (0:14.16)	1:10.32 [9] (0:11.26)	0:59.06 [8] (0:11.88)	0:47.18 [8] (0:11.99)	0:35.19 [8] (0:11.81)	0:23.38 [8] (0:11.30)	0:35.19	+3
5	10	YOU KAY SQUEEZE Samantha Collett	12	65.0 Overall	0:11.37 400m	1:24.72 [5] (0:14.38)	1:10.34 [10] (0:11.41)	0:58.93 [11] (0:11.94)	0:46.99 [11] (0:12.03)	0:34.96 [11] (0:11.57)	0:23.39 [10] (0:11.37)	0:34.96	+1
6	1	AZUKI Cejay Graham	10	68.8 1200m	0:10.89 1200m	1:25.03 [6] (0:13.73)	1:11.30 [3] (0:10.89)	1:00.41 [1] (0:11.65)	0:48.76 [1] (0:12.06)	0:36.70 [1] (0:12.09)	0:24.61 [1] (0:11.88)	0:36.70	+0
7	7	LADY MATILDA Nikita Beriman	14	64.0 1200m	0:11.37 1200m	1:25.14 [7] (0:14.41)	1:10.73 [11] (0:11.37)	0:59.36 [10] (0:11.80)	0:47.56 [10] (0:11.95)	0:35.61 [9] (0:11.69)	0:23.92 [9] (0:11.73)	0:35.61	+0
8	14	SKEPTICAL Micheal Hellyer	2	65.4 Overall	0:11.24 1200m	1:25.82 [8] (0:13.78)	1:12.04 [5] (0:11.24)	1:00.80 [5] (0:11.90)	0:48.90 [5] (0:11.97)	0:36.93 [4] (0:11.83)	0:25.10 [4] (0:12.08)	0:36.93	-3
9	9	SHY REBEL Tiffani Brooker	11	66.5 1200m	0:11.08 1200m	1:25.84 [9] (0:13.74)	1:12.10 [4] (0:11.08)	1:01.02 [3] (0:11.66)	0:49.36 [2] (0:11.97)	0:37.39 [2] (0:12.19)	0:25.20 [3] (0:12.18)	0:37.39	-3
10	12	RUM RUNNER Kyle Wilson-Taylor	9	66.9 1200m	0:11.10 1200m	1:25.93 [10] (0:13.73)	1:12.20 [2] (0:11.10)	1:01.10 [4] (0:12.02)	0:49.08 [4] (0:12.11)	0:36.97 [5] (0:11.91)	0:25.06 [5] (0:11.89)	0:36.97	+0

Scratched: Panther Power (#4), Duke Of Lancaster (#2), Wing Nut (#15), Chiaro Di Luna (#6), He's A Saint (#11)



# Sunshine Coast QLD Professional

## Race 5: ACCESS INSULATION SUNSHINE COAST Maiden Plate - 1400m

04 September 2024 - 14:53



Track Rating: Good 4, Weather: Overcast, Rail Position: +9m Entire

Section	Overall	1200m	1000m	800m	600m	400m	Last 600m
Field Times	1:24.10 (0:13.63)	1:10.47 (0:10.99)	0:59.48 (0:11.65)	0:47.83 (0:12.06)	0:35.77 (0:12.09)	0:23.68 (0:11.57)	0:35.77

Rank	TAB	Horse/Jockey	Barrier	Top Speed [km/h]	Fastest Section	Distance Travelled [m]
11	16	IKNOWICANFLY Georgina Cartwright	3	63.9 Overall	0:11.40 1200m	-2

Scratched: Panther Power (#4), Duke Of Lancaster (#2), Wing Nut (#15), Chiaro Di Luna (#6), He's A Saint (#11)



# Sunshine Coast QLD Professional

## Race 5: ACCESS INSULATION SUNSHINE COAST Maiden Plate - 1400m

04 September 2024 - 14:53



Track Rating: Good 4, Weather: Overcast, Rail Position: +9m Entire

Section				200m				Last 600m	
Field Times				0:12.11 (0:12.11)				0:35.77	
Rank	TAB	Horse/Jockey	Barrier	Top Speed [km/h]	Fastest Section	Margin			Distance Travelled [m]
1	5	<b>ADDITION</b> James Orman	4	66.5 1200m	0:11.24 1200m	0:11.79 [3] (0:11.79)	1:24.10		0:34.84
2	8	<b>MEHRETU</b> Emily Lang	1	66.0 Overall	0:11.14 1200m	0:12.32 [1] (0:12.32)	1L		0:35.78 -2
3	3	<b>OUT OF ACES</b> Cody Collis	5	66.0 1200m	0:11.22 1200m	0:11.76 [5] (0:11.76)	1.3L		0:35.22 +2
4	13	<b>RAPID CHEVAL</b> Angela Jones	6	65.1 1200m	0:11.26 1200m	0:12.08 [4] (0:12.08)	1.8L		0:35.19 +3
5	10	<b>YOU KAY SQUEEZE</b> Samantha Collett	12	65.0 Overall	0:11.37 400m	0:12.02 [6] (0:12.02)	3.1L		0:34.96 +1
6	1	<b>AZUKI</b> Cejay Graham	10	68.8 1200m	0:10.89 1200m	0:12.73 [2] (0:12.73)	4.9L		0:36.70 +0
7	7	<b>LADY MATILDA</b> Nikita Beriman	14	64.0 1200m	0:11.37 1200m	0:12.19 [10] (0:12.19)	5.4L		0:35.61 +0
8	14	<b>SKEPTICAL</b> Micheal Hellyer	2	65.4 Overall	0:11.24 1200m	0:13.02 [8] (0:13.02)	9.4L		0:36.93 -3
9	9	<b>SHY REBEL</b> Tiffani Brooker	11	66.5 1200m	0:11.08 1200m	0:13.02 [9] (0:13.02)	9.5L		0:37.39 -3
10	12	<b>RUM RUNNER</b> Kyle Wilson-Taylor	9	66.9 1200m	0:11.10 1200m	0:13.17 [7] (0:13.17)	9.9L		0:36.97 +0

Scratched: Panther Power (#4), Duke Of Lancaster (#2), Wing Nut (#15), Chiaro Di Luna (#6), He's A Saint (#11)

[ ] Ranking at each section and finish  
 -:-:- No data available at this section  
 NA No data available

SCN Saddle cloth number  
 DNF Did not finish  
 DNT Did not track



# Sunshine Coast QLD Professional

Race 5: ACCESS INSULATION SUNSHINE COAST Maiden Plate - 1400m

04 September 2024 - 14:53



Track Rating: Good 4, Weather: Overcast, Rail Position: +9m Entire

Section				200m				Last 600m		
Field Times				0:12.11 (0:12.11)				0:35.77		
Rank	TAB	Horse/Jockey	Barrier	Top Speed [km/h]	Fastest Section	Margin			Distance Travelled [m]	
11	16	IKNOWICANFLY	3	63.9	0:11.40	0:17.15 [11]	55.7L		0:44.05	-2
		Georgina Cartwright		Overall	1200m	(0:17.15)				

Scratched: Panther Power (#4), Duke Of Lancaster (#2), Wing Nut (#15), Chiaro Di Luna (#6), He's A Saint (#11)

[ ] Ranking at each section and finish  
 -:-:- No data available at this section  
 NA No data available

SCN Saddle cloth number  
 DNF Did not finish  
 DNT Did not track



Horse/Jockey Name	Addition
Final Rank	1
Fastest Section Time (Section)	0:11.24 (1200m)
Top Speed [km/h] (Section)	66.5 (1200m)
Race State	Finished



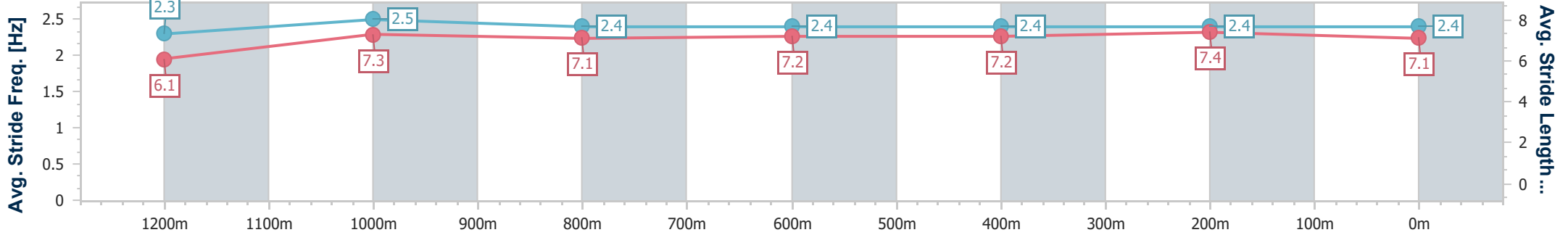
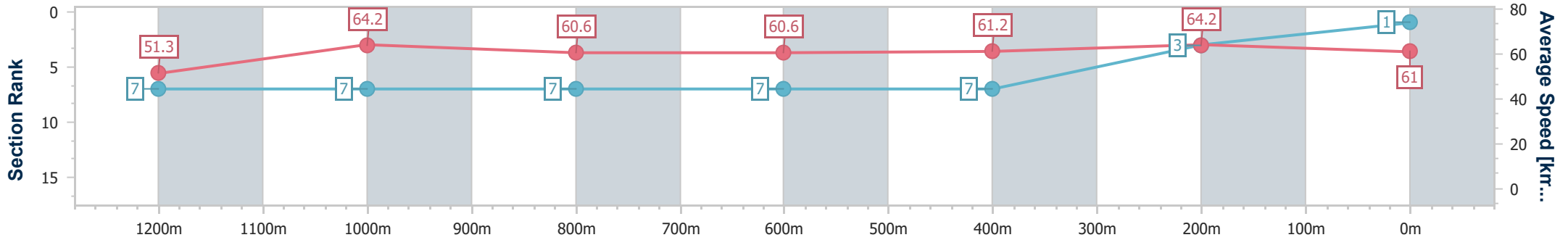
Sunshine Coast QLD Professional  
Race 5: ACCESS INSULATION SUNSHINE COAST Maiden Plate - 1400m



04 September 2024 - 14:53

Track Rating: Good 4, Weather: Overcast, Rail Position: +9m Entire

Section	Overall	1200m	1000m	800m	600m	400m	200m
Section Times	1:24.10 [1] (0:14.04)	1:10.06 [7] (0:11.24)	0:58.82 [7] (0:11.94)	0:46.88 [7] (0:12.04)	0:34.84 [7] (0:11.80)	0:23.04 [7] (0:11.25)	0:11.79 [3] (0:11.79)
Average Speed [km/h]	51.3	64.2	60.6	60.6	61.2	64.2	61.0
Top Speed [km/h]	65.6	66.5	61.2	62.5	64.1	65.5	63.4
Avg. Dist. to Rail [m]	5.4	2.9	2.1	2.0	1.3	3.1	4.1
Avg. Stride Freq. [Hz]	2.3	2.5	2.4	2.4	2.4	2.4	2.4
Avg. Stride Length [m]	6.1	7.3	7.1	7.2	7.2	7.4	7.1



- [ ] Ranking at each section and finish
- .-.- No data available at this section
- NA No data available



Horse/Jockey Name	Mehretu
Final Rank	2
Fastest Section Time (Section)	0:11.14 (1200m)
Top Speed [km/h] (Section)	66.0 (Overall)
Race State	Finished

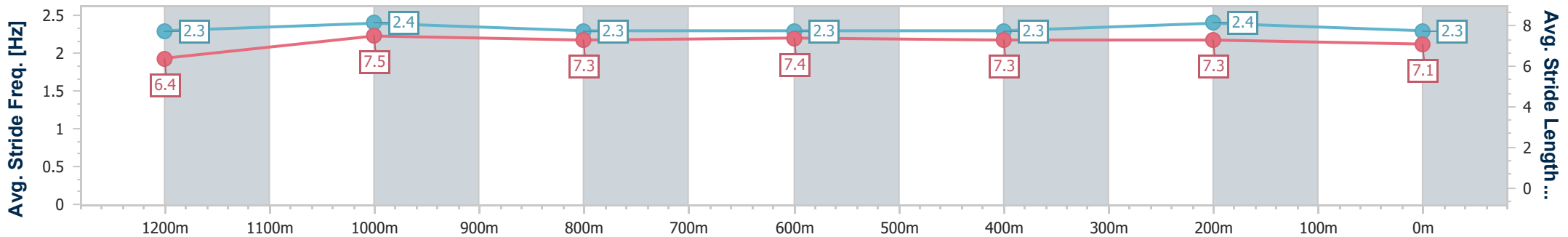
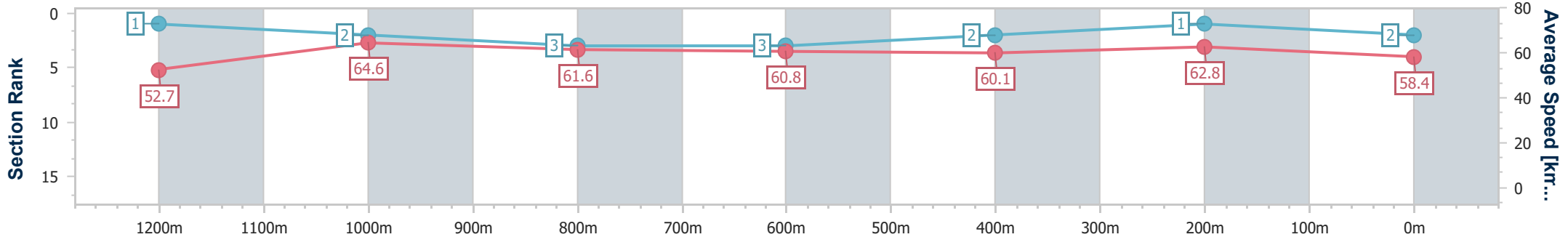


Sunshine Coast QLD Professional  
 Race 5: ACCESS INSULATION SUNSHINE COAST Maiden Plate - 1400m  
 SCTC SUNSHINE COAST TURF CLUB

04 September 2024 - 14:53

Track Rating: Good 4, Weather: Overcast, Rail Position: +9m Entire

Section	Overall	1200m	1000m	800m	600m	400m	200m
Section Times	1:24.31 [2] (0:13.63)	1:10.68 [1] (0:11.14)	0:59.54 [2] (0:11.77)	0:47.77 [3] (0:11.99)	0:35.78 [3] (0:12.03)	0:23.75 [2] (0:11.43)	0:12.32 [1] (0:12.32)
Average Speed [km/h]	52.7	64.6	61.6	60.8	60.1	62.8	58.4
Top Speed [km/h]	66.0	65.8	62.5	61.0	62.1	63.8	61.9
Avg. Dist. to Rail [m]	2.8	2.7	2.2	1.5	0.7	1.9	1.6
Avg. Stride Freq. [Hz]	2.3	2.4	2.3	2.3	2.3	2.4	2.3
Avg. Stride Length [m]	6.4	7.5	7.3	7.4	7.3	7.3	7.1



- [ ] Ranking at each section and finish
- .-.- No data available at this section
- NA No data available



Horse/Jockey Name	Out Of Aces
Final Rank	3
Fastest Section Time (Section)	0:11.22 (1200m)
Top Speed [km/h] (Section)	66.0 (1200m)
Race State	Finished



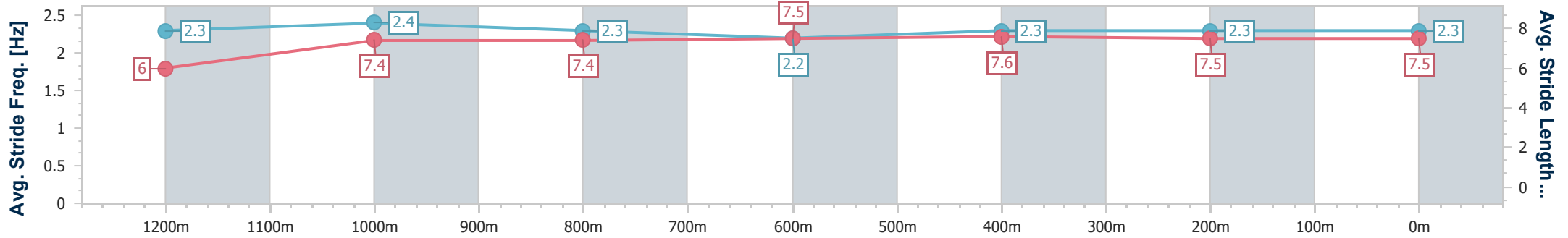
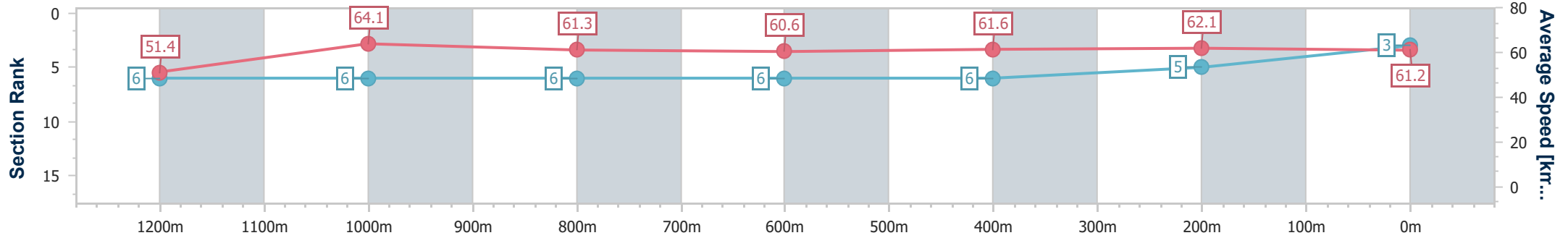
Sunshine Coast QLD Professional  
Race 5: ACCESS INSULATION SUNSHINE COAST Maiden Plate - 1400m



04 September 2024 - 14:53

Track Rating: Good 4, Weather: Overcast, Rail Position: +9m Entire

Section	Overall	1200m	1000m	800m	600m	400m	200m
Section Times	1:24.38 [3] (0:14.04)	1:10.34 [6] (0:11.22)	0:59.12 [6] (0:11.84)	0:47.28 [6] (0:12.06)	0:35.22 [6] (0:11.86)	0:23.36 [6] (0:11.60)	0:11.76 [5] (0:11.76)
Average Speed [km/h]	51.4	64.1	61.3	60.6	61.6	62.1	61.2
Top Speed [km/h]	63.6	66.0	62.7	61.8	62.6	62.6	62.1
Avg. Dist. to Rail [m]	5.8	3.2	2.8	2.6	2.4	5.7	3.2
Avg. Stride Freq. [Hz]	2.3	2.4	2.3	2.2	2.3	2.3	2.3
Avg. Stride Length [m]	6.0	7.4	7.4	7.5	7.6	7.5	7.5



- [ ] Ranking at each section and finish
- .-.- No data available at this section
- NA No data available



Horse/Jockey Name	Rapid Cheval
Final Rank	4
Fastest Section Time (Section)	0:11.26 (1200m)
Top Speed [km/h] (Section)	65.1 (1200m)
Race State	Finished

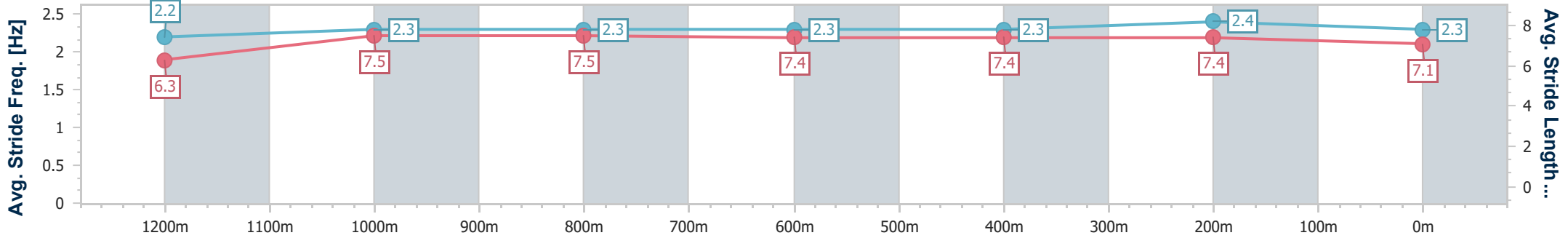
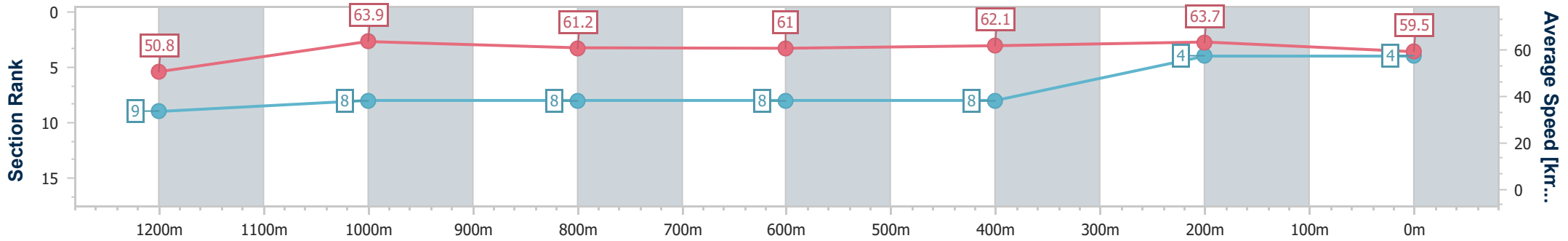


Sunshine Coast QLD Professional  
 Race 5: ACCESS INSULATION SUNSHINE COAST Maiden Plate - 1400m  
 SCTC SUNSHINE COAST TURF CLUB

04 September 2024 - 14:53

Track Rating: Good 4, Weather: Overcast, Rail Position: +9m Entire

Section	Overall	1200m	1000m	800m	600m	400m	200m
Section Times	1:24.48 [4] (0:14.16)	1:10.32 [9] (0:11.26)	0:59.06 [8] (0:11.88)	0:47.18 [8] (0:11.99)	0:35.19 [8] (0:11.81)	0:23.38 [8] (0:11.30)	0:12.08 [4] (0:12.08)
Average Speed [km/h]	50.8	63.9	61.2	61.0	62.1	63.7	59.5
Top Speed [km/h]	64.0	65.1	62.6	62.5	63.6	65.0	61.2
Avg. Dist. to Rail [m]	6.3	3.6	3.0	2.7	2.7	7.2	6.3
Avg. Stride Freq. [Hz]	2.2	2.3	2.3	2.3	2.3	2.4	2.3
Avg. Stride Length [m]	6.3	7.5	7.5	7.4	7.4	7.4	7.1



- [ ] Ranking at each section and finish
- .-.- No data available at this section
- NA No data available





Horse/Jockey Name	You Kay Squeeze
Final Rank	5
Fastest Section Time (Section)	0:11.37 (400m)
Top Speed [km/h] (Section)	65.0 (Overall)
Race State	Finished

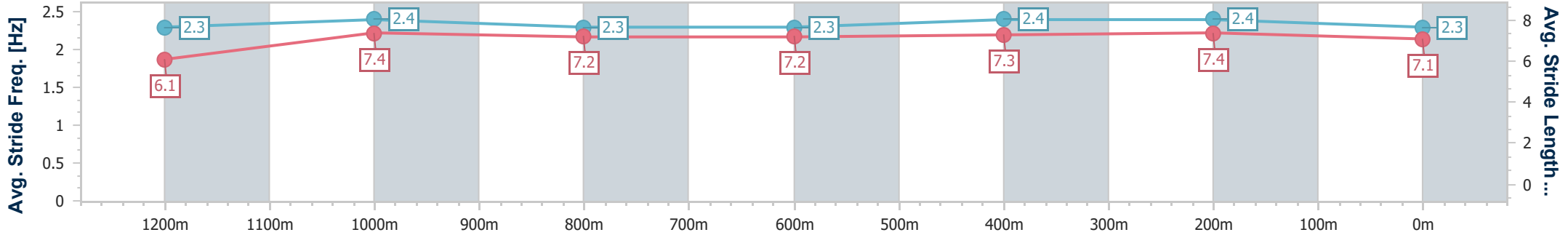
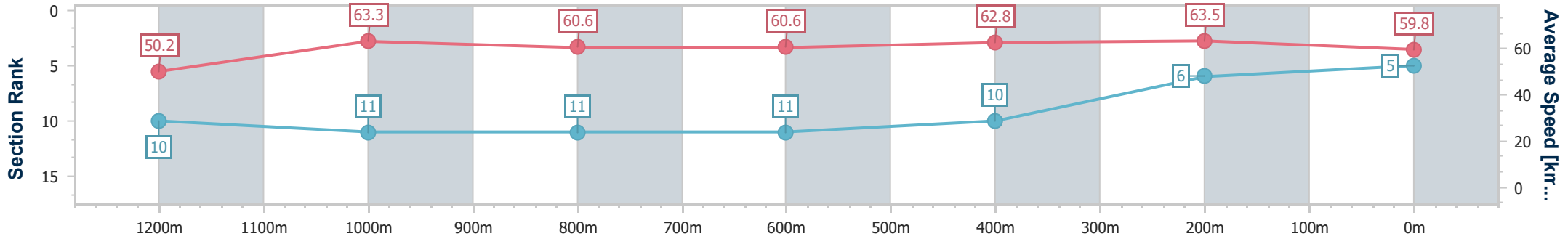


Sunshine Coast QLD Professional  
 Race 5: ACCESS INSULATION SUNSHINE COAST Maiden Plate - 1400m  
 SCTC SUNSHINE COAST TURF CLUB

04 September 2024 - 14:53

Track Rating: Good 4, Weather: Overcast, Rail Position: +9m Entire

Section	Overall	1200m	1000m	800m	600m	400m	200m
Section Times	1:24.72 [5] (0:14.38)	1:10.34 [10] (0:11.41)	0:58.93 [11] (0:11.94)	0:46.99 [11] (0:12.03)	0:34.96 [11] (0:11.57)	0:23.39 [10] (0:11.37)	0:12.02 [6] (0:12.02)
Average Speed [km/h]	50.2	63.3	60.6	60.6	62.8	63.5	59.8
Top Speed [km/h]	65.0	63.5	62.5	62.2	64.7	64.7	62.0
Avg. Dist. to Rail [m]	6.3	2.4	2.1	1.9	2.1	2.3	0.6
Avg. Stride Freq. [Hz]	2.3	2.4	2.3	2.3	2.4	2.4	2.3
Avg. Stride Length [m]	6.1	7.4	7.2	7.2	7.3	7.4	7.1



- [ ] Ranking at each section and finish
- .-.- No data available at this section
- NA No data available



Horse/Jockey Name	Azuki
Final Rank	6
Fastest Section Time (Section)	0:10.89 (1200m)
Top Speed [km/h] (Section)	68.8 (1200m)
Race State	Finished

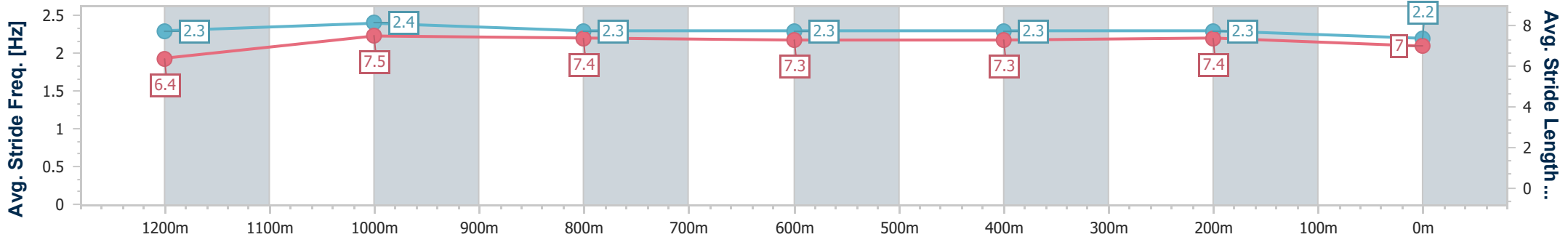
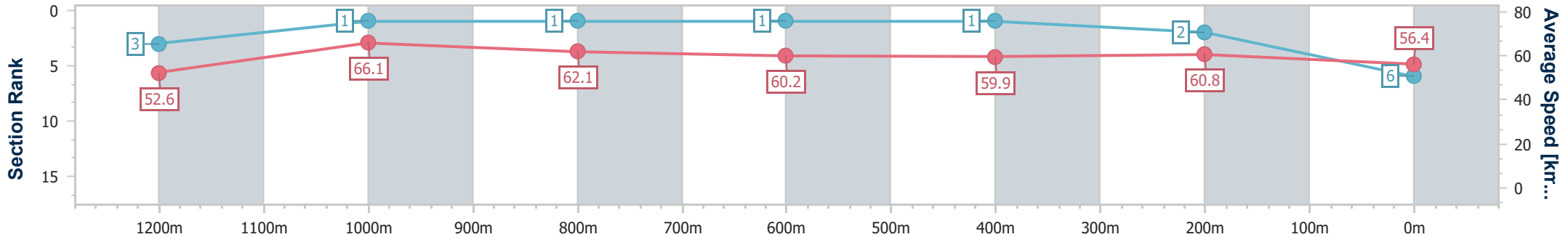


Sunshine Coast QLD Professional  
 Race 5: ACCESS INSULATION SUNSHINE COAST Maiden Plate - 1400m  
 SCTC SUNSHINE COAST TURF CLUB

04 September 2024 - 14:53

Track Rating: Good 4, Weather: Overcast, Rail Position: +9m Entire

Section	Overall	1200m	1000m	800m	600m	400m	200m
Section Times	1:25.03 [6] (0:13.73)	1:11.30 [3] (0:10.89)	1:00.41 [1] (0:11.65)	0:48.76 [1] (0:12.06)	0:36.70 [1] (0:12.09)	0:24.61 [1] (0:11.88)	0:12.73 [2] (0:12.73)
Average Speed [km/h]	52.6	66.1	62.1	60.2	59.9	60.8	56.4
Top Speed [km/h]	68.5	68.8	63.9	61.2	60.3	61.4	59.3
Avg. Dist. to Rail [m]	8.4	4.8	2.3	1.8	0.9	3.5	4.6
Avg. Stride Freq. [Hz]	2.3	2.4	2.3	2.3	2.3	2.3	2.2
Avg. Stride Length [m]	6.4	7.5	7.4	7.3	7.3	7.4	7.0



- [ ] Ranking at each section and finish
- .-.- No data available at this section
- NA No data available



Horse/Jockey Name	Lady Matilda
Final Rank	7
Fastest Section Time (Section)	0:11.37 (1200m)
Top Speed [km/h] (Section)	64.0 (1200m)
Race State	Finished

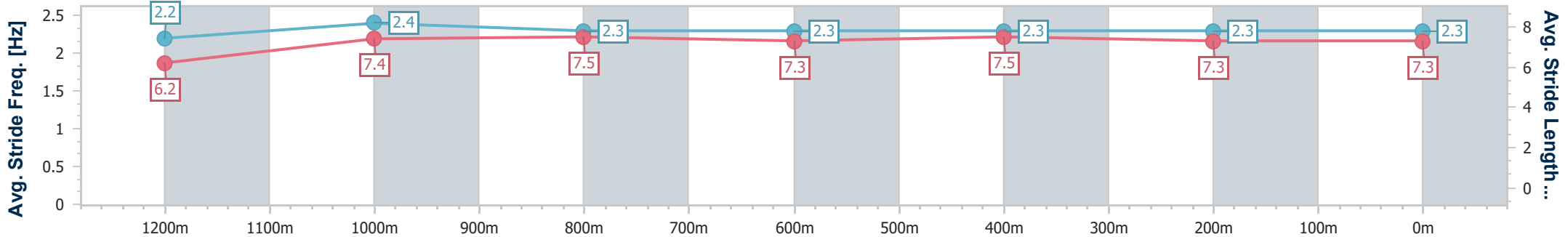
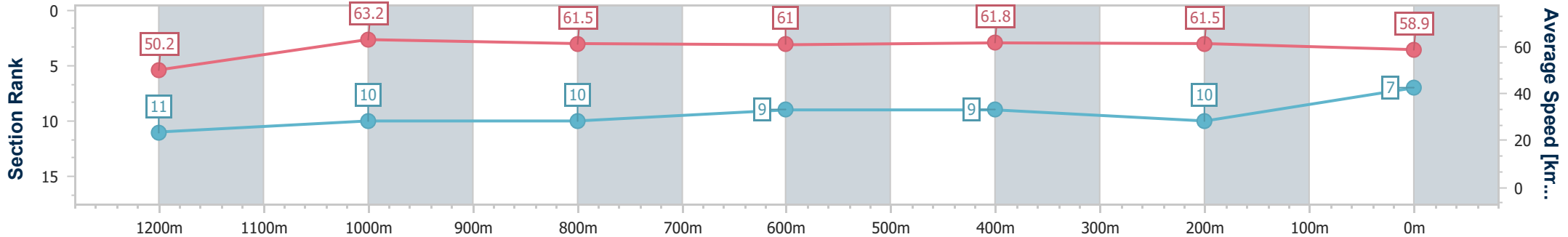


Sunshine Coast QLD Professional  
 Race 5: ACCESS INSULATION SUNSHINE COAST Maiden Plate - 1400m  
 SCTC SUNSHINE COAST TURF CLUB

04 September 2024 - 14:53

Track Rating: Good 4, Weather: Overcast, Rail Position: +9m Entire

Section	Overall	1200m	1000m	800m	600m	400m	200m
Section Times	1:25.14 [7] (0:14.41)	1:10.73 [11] (0:11.37)	0:59.36 [10] (0:11.80)	0:47.56 [10] (0:11.95)	0:35.61 [9] (0:11.69)	0:23.92 [9] (0:11.73)	0:12.19 [10] (0:12.19)
Average Speed [km/h]	50.2	63.2	61.5	61.0	61.8	61.5	58.9
Top Speed [km/h]	62.0	64.0	63.5	62.2	63.2	62.9	60.1
Avg. Dist. to Rail [m]	9.6	3.6	2.9	2.0	0.8	1.5	1.3
Avg. Stride Freq. [Hz]	2.2	2.4	2.3	2.3	2.3	2.3	2.3
Avg. Stride Length [m]	6.2	7.4	7.5	7.3	7.5	7.3	7.3



- [ ] Ranking at each section and finish
- .-.- No data available at this section
- NA No data available



Horse/Jockey Name	Skeptical
Final Rank	8
Fastest Section Time (Section)	0:11.24 (1200m)
Top Speed [km/h] (Section)	65.4 (Overall)
Race State	Finished

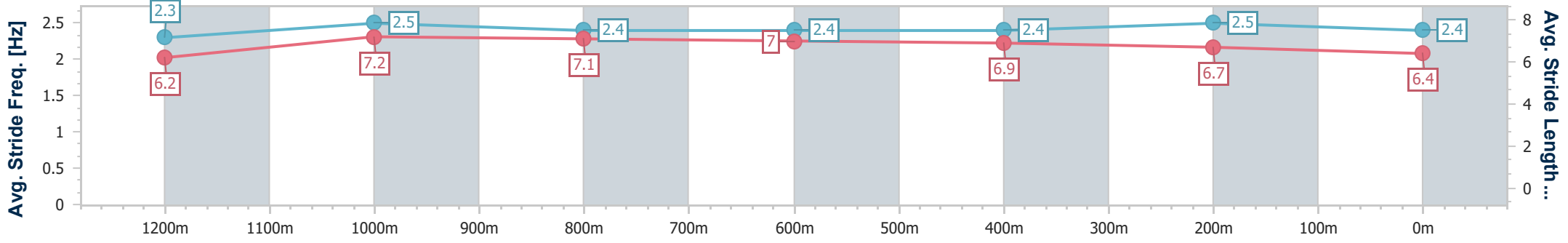
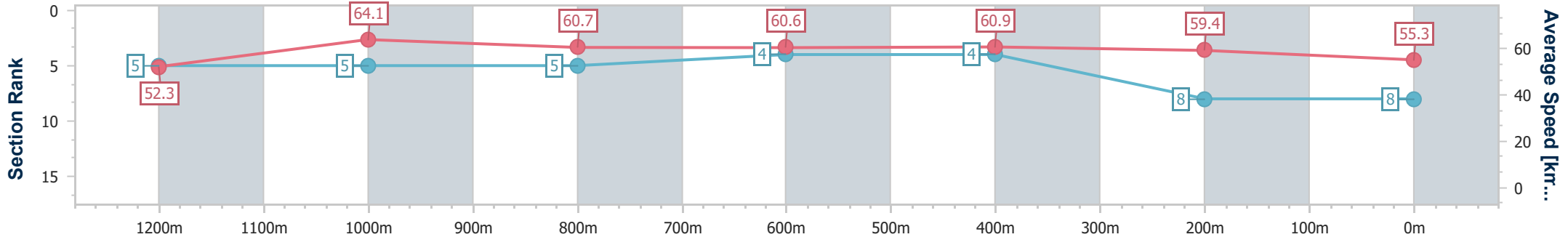


Sunshine Coast QLD Professional  
 Race 5: ACCESS INSULATION SUNSHINE COAST Maiden Plate - 1400m  
 SCTC SUNSHINE COAST TURF CLUB

04 September 2024 - 14:53

Track Rating: Good 4, Weather: Overcast, Rail Position: +9m Entire

Section	Overall	1200m	1000m	800m	600m	400m	200m
Section Times	1:25.82 [8] (0:13.78)	1:12.04 [5] (0:11.24)	1:00.80 [5] (0:11.90)	0:48.90 [5] (0:11.97)	0:36.93 [4] (0:11.83)	0:25.10 [4] (0:12.08)	0:13.02 [8] (0:13.02)
Average Speed [km/h]	52.3	64.1	60.7	60.6	60.9	59.4	55.3
Top Speed [km/h]	65.4	65.3	62.2	62.2	61.2	61.6	58.3
Avg. Dist. to Rail [m]	4.1	3.1	2.1	1.0	0.2	0.5	0.8
Avg. Stride Freq. [Hz]	2.3	2.5	2.4	2.4	2.4	2.5	2.4
Avg. Stride Length [m]	6.2	7.2	7.1	7.0	6.9	6.7	6.4



- [ ] Ranking at each section and finish
- .-.- No data available at this section
- NA No data available



Horse/Jockey Name	Shy Rebel
Final Rank	9
Fastest Section Time (Section)	0:11.08 (1200m)
Top Speed [km/h] (Section)	66.5 (1200m)
Race State	Finished

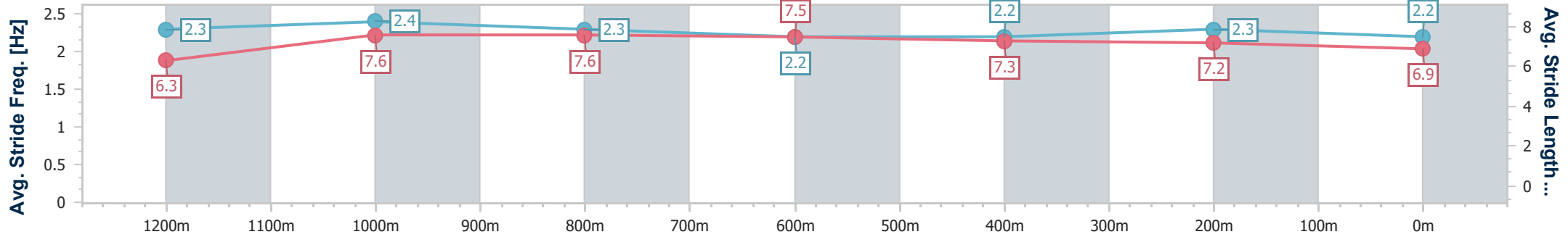
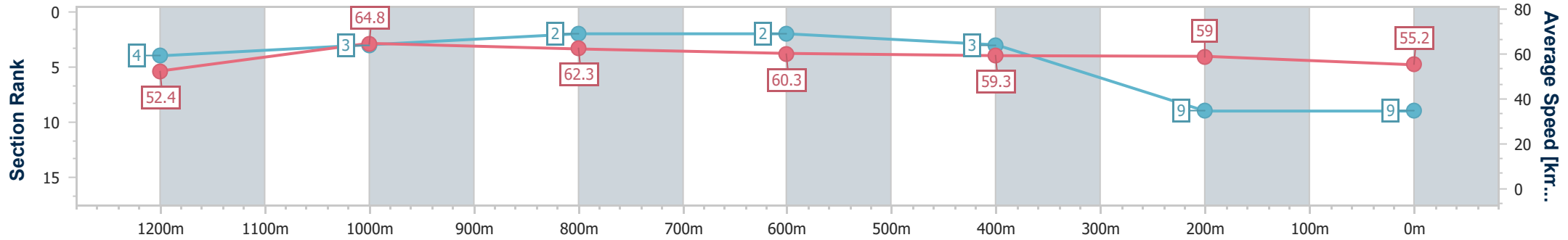


Sunshine Coast QLD Professional  
 Race 5: ACCESS INSULATION SUNSHINE COAST Maiden Plate - 1400m  
 SCTC SUNSHINE COAST TURF CLUB

04 September 2024 - 14:53

Track Rating: Good 4, Weather: Overcast, Rail Position: +9m Entire

Section	Overall	1200m	1000m	800m	600m	400m	200m
Section Times	1:25.84 [9] (0:13.74)	1:12.10 [4] (0:11.08)	1:01.02 [3] (0:11.66)	0:49.36 [2] (0:11.97)	0:37.39 [2] (0:12.19)	0:25.20 [3] (0:12.18)	0:13.02 [9] (0:13.02)
Average Speed [km/h]	52.4	64.8	62.3	60.3	59.3	59.0	55.2
Top Speed [km/h]	66.3	66.5	64.3	61.2	59.9	60.4	57.3
Avg. Dist. to Rail [m]	9.2	5.8	2.7	0.7	0.5	3.2	3.6
Avg. Stride Freq. [Hz]	2.3	2.4	2.3	2.2	2.2	2.3	2.2
Avg. Stride Length [m]	6.3	7.6	7.6	7.5	7.3	7.2	6.9



- [ ] Ranking at each section and finish
- .-.- No data available at this section
- NA No data available



Horse/Jockey Name	Rum Runner
Final Rank	10
Fastest Section Time (Section)	0:11.10 (1200m)
Top Speed [km/h] (Section)	66.9 (1200m)
Race State	Finished

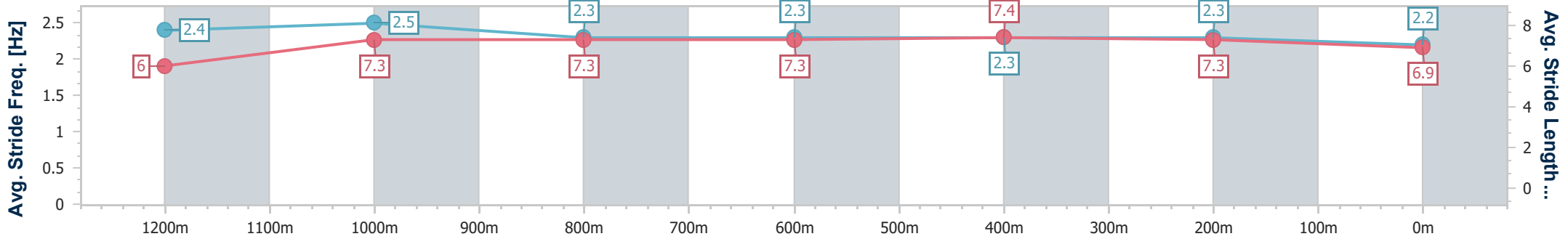
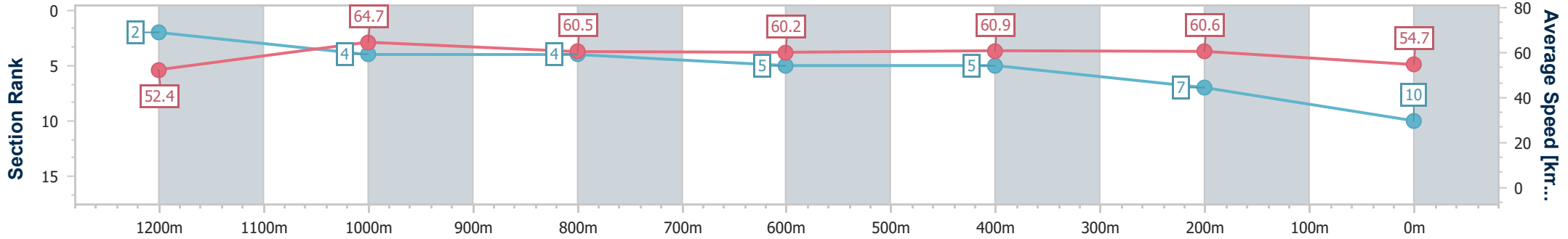


Sunshine Coast QLD Professional  
 Race 5: ACCESS INSULATION SUNSHINE COAST Maiden Plate - 1400m  
 SCTC SUNSHINE COAST TURF CLUB

04 September 2024 - 14:53

Track Rating: Good 4, Weather: Overcast, Rail Position: +9m Entire

Section	Overall	1200m	1000m	800m	600m	400m	200m
Section Times	1:25.93 [10] (0:13.73)	1:12.20 [2] (0:11.10)	1:01.10 [4] (0:12.02)	0:49.08 [4] (0:12.11)	0:36.97 [5] (0:11.91)	0:25.06 [5] (0:11.89)	0:13.17 [7] (0:13.17)
Average Speed [km/h]	52.4	64.7	60.5	60.2	60.9	60.6	54.7
Top Speed [km/h]	66.0	66.9	62.5	60.7	61.9	61.8	57.6
Avg. Dist. to Rail [m]	7.0	4.0	2.9	1.6	1.6	4.0	4.7
Avg. Stride Freq. [Hz]	2.4	2.5	2.3	2.3	2.3	2.3	2.2
Avg. Stride Length [m]	6.0	7.3	7.3	7.3	7.4	7.3	6.9



- [ ] Ranking at each section and finish
- .-.- No data available at this section
- NA No data available



Horse/Jockey Name	Iknowicanfly
Final Rank	11
Fastest Section Time (Section)	0:11.40 (1200m)
Top Speed [km/h] (Section)	63.9 (Overall)
Race State	Finished

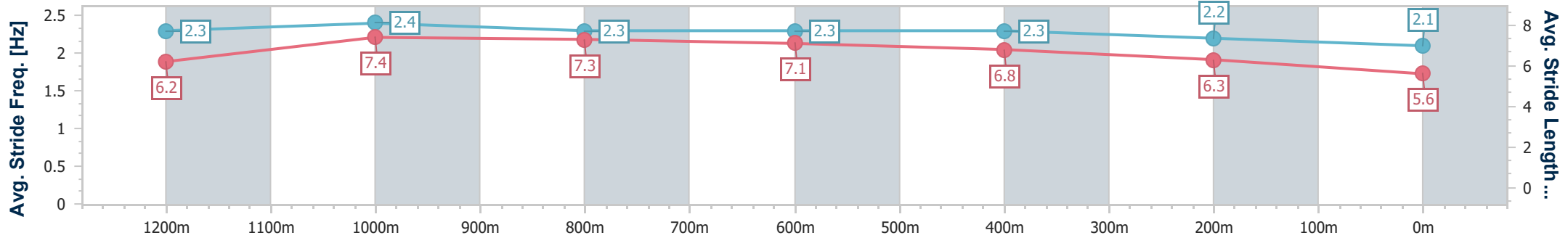
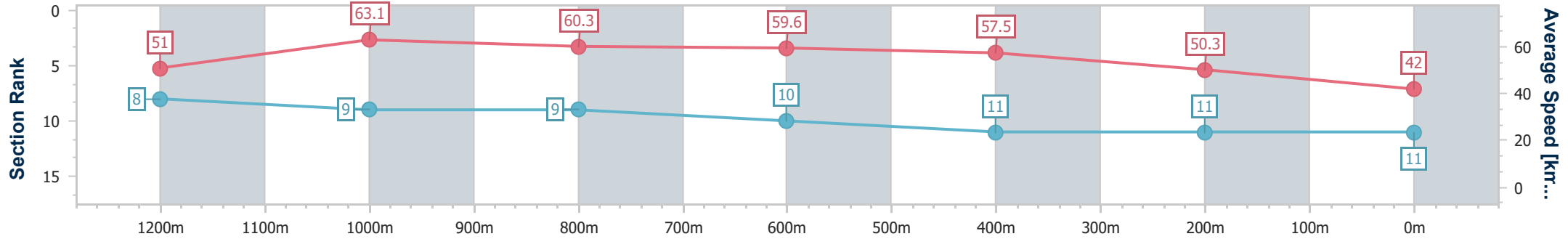


Sunshine Coast QLD Professional  
 Race 5: ACCESS INSULATION SUNSHINE COAST Maiden Plate - 1400m  
 SCTC SUNSHINE COAST TURF CLUB

04 September 2024 - 14:53

Track Rating: Good 4, Weather: Overcast, Rail Position: +9m Entire

Section	Overall	1200m	1000m	800m	600m	400m	200m
Section Times	1:33.72 [11] (0:14.12)	1:19.60 [8] (0:11.40)	1:08.20 [9] (0:11.99)	0:56.21 [9] (0:12.16)	0:44.05 [10] (0:12.56)	0:31.49 [11] (0:14.34)	0:17.15 [11] (0:17.15)
Average Speed [km/h]	51.0	63.1	60.3	59.6	57.5	50.3	42.0
Top Speed [km/h]	63.9	63.6	61.6	60.1	58.7	54.7	46.3
Avg. Dist. to Rail [m]	4.0	2.4	2.1	1.3	0.3	1.0	1.0
Avg. Stride Freq. [Hz]	2.3	2.4	2.3	2.3	2.3	2.2	2.1
Avg. Stride Length [m]	6.2	7.4	7.3	7.1	6.8	6.3	5.6



- [ ] Ranking at each section and finish
- .-.- No data available at this section
- NA No data available