



Sunshine Coast QLD Professional
Race 4: HIGGINS COATINGS Class 6 Handicap - 1000m
04 September 2024 - 14:19



Track Rating: Good 4, Weather: Fine, Rail Position: +9m Entire

Section											Last 600m	
Field Times		Overall	800m	600m	400m	200m						0:32.78
		0:57.31 (0:13.69)	0:43.62 (0:10.84)	0:32.78 (0:10.86)	0:21.92 (0:10.63)	0:11.29 (0:11.29)						
Rank	TAB Horse/Jockey	Barrier	Top Speed [km/h]	Fastest Section							Margin	Distance Travelled [m]
1	3 RELIABLE RUBY Robbie Dolan	1	68.5 400m	0:10.61 400m	0:57.31 [1] (0:13.82)	0:43.49 [3] (0:11.00)	0:32.49 [3] (0:10.69)	0:21.80 [3] (0:10.61)	0:11.19 [2] (0:11.19)	0:57.31	0:32.49	
2	4 MUSCHIALLI Emily Lang	8	69.0 400m	0:10.63 400m	0:57.42 [2] (0:13.73)	0:43.69 [2] (0:10.84)	0:32.85 [2] (0:10.82)	0:22.03 [1] (0:10.63)	0:11.40 [1] (0:11.40)	0.5L	0:32.85	+2
3	1 EMPEROR Cody Collis	4	70.0 400m	0:10.45 400m	0:57.73 [3] (0:14.42)	0:43.31 [8] (0:10.95)	0:32.36 [8] (0:10.70)	0:21.66 [7] (0:10.45)	0:11.21 [5] (0:11.21)	2.3L	0:32.36	-2
4	6 INVINOVICH Nikita Beriman	3	69.0 600m	0:10.65 400m	0:57.75 [4] (0:14.01)	0:43.74 [5] (0:11.07)	0:32.67 [5] (0:10.76)	0:21.91 [5] (0:10.65)	0:11.26 [4] (0:11.26)	2.4L	0:32.67	+2
5	7 CLOVER'S PRINCE Cejay Graham	6	68.0 800m	0:10.74 400m	0:57.76 [5] (0:13.69)	0:44.07 [1] (0:10.84)	0:33.23 [1] (0:10.97)	0:22.26 [2] (0:10.74)	0:11.52 [3] (0:11.52)	2.5L	0:33.23	-2
6	5 ZOUMETEOR James Orman	7	69.1 400m	0:10.59 400m	0:58.18 [6] (0:14.24)	0:43.94 [7] (0:11.02)	0:32.92 [7] (0:10.88)	0:22.04 [8] (0:10.59)	0:11.45 [7] (0:11.45)	4.8L	0:32.92	+4
7	2 RELEASE THE BEANS Martin Harley	2	68.9 400m	0:10.72 400m	0:58.29 [7] (0:14.06)	0:44.23 [6] (0:11.15)	0:33.08 [6] (0:10.85)	0:22.23 [6] (0:10.72)	0:11.51 [8] (0:11.51)	5.3L	0:33.08	-2
8	8 DEEP BLAST Angela Jones	5	69.1 600m	0:10.82 600m	0:58.41 [8] (0:13.84)	0:44.57 [4] (0:11.06)	0:33.51 [4] (0:10.82)	0:22.69 [4] (0:10.91)	0:11.78 [6] (0:11.78)	5.8L	0:33.51	+3

[] Ranking at each section and finish
 -:-:- No data available at this section
 NA No data available

SCN Saddle cloth number
 DNF Did not finish
 DNT Did not track



Horse/Jockey Name	Reliable Ruby
Final Rank	1
Fastest Section Time (Section)	0:10.61 (400m)
Top Speed [km/h] (Section)	68.5 (400m)
Race State	Finished



Sunshine Coast QLD Professional

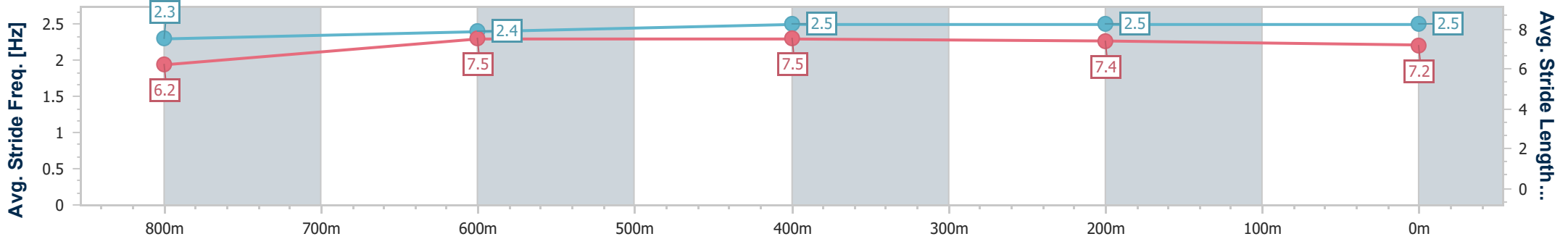
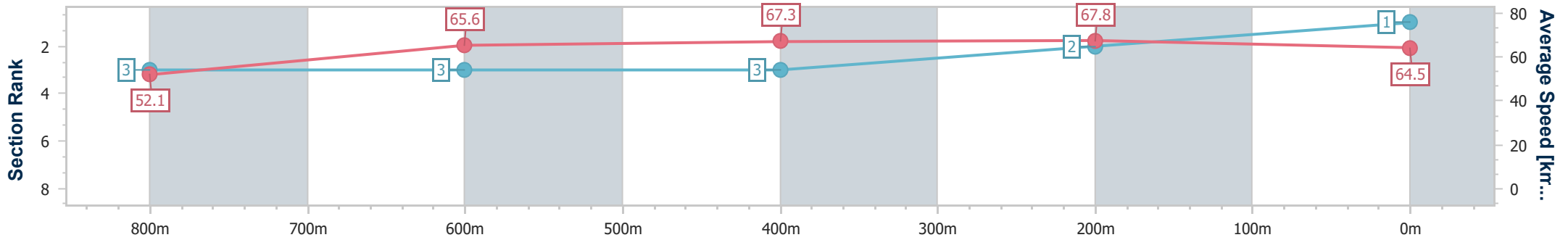
Race 4: HIGGINS COATINGS Class 6 Handicap - 1000m



04 September 2024 - 14:19

Track Rating: Good 4, Weather: Fine, Rail Position: +9m Entire

Section	Overall	800m	600m	400m	200m
Section Times	0:57.31 [1] (0:13.82)	0:43.49 [3] (0:11.00)	0:32.49 [3] (0:10.69)	0:21.80 [3] (0:10.61)	0:11.19 [2] (0:11.19)
Average Speed [km/h]	52.1	65.6	67.3	67.8	64.5
Top Speed [km/h]	66.7	67.1	68.3	68.5	67.6
Avg. Dist. to Rail [m]	1.5	0.6	0.2	2.3	4.9
Avg. Stride Freq. [Hz]	2.3	2.4	2.5	2.5	2.5
Avg. Stride Length [m]	6.2	7.5	7.5	7.4	7.2



- [] Ranking at each section and finish
- .-.- No data available at this section
- NA No data available



Horse/Jockey Name	Muschialli
Final Rank	2
Fastest Section Time (Section)	0:10.63 (400m)
Top Speed [km/h] (Section)	69.0 (400m)
Race State	Finished



Sunshine Coast QLD Professional

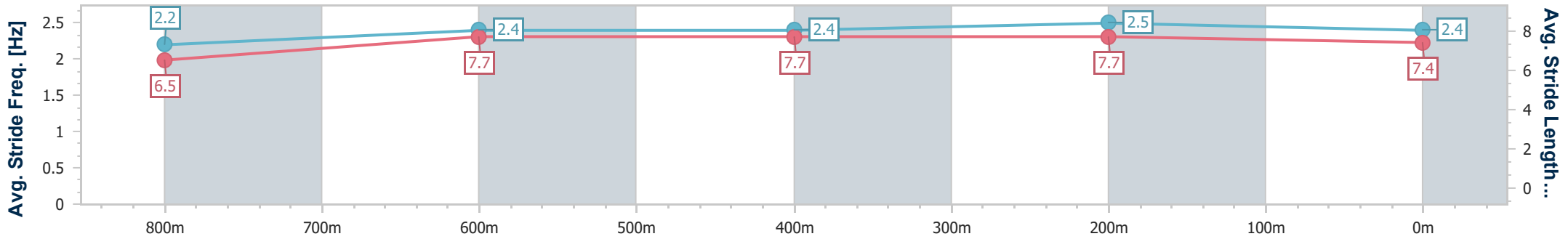
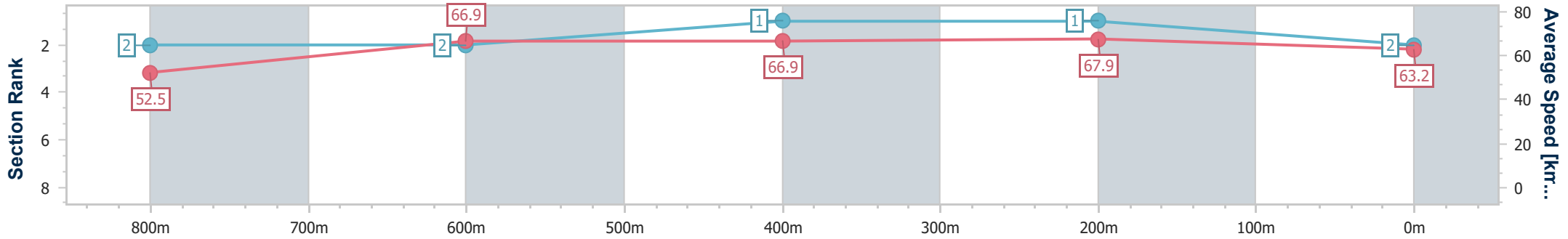
Race 4: HIGGINS COATINGS Class 6 Handicap - 1000m



04 September 2024 - 14:19

Track Rating: Good 4, Weather: Fine, Rail Position: +9m Entire

Section	Overall	800m	600m	400m	200m
Section Times	0:57.42 [2] (0:13.73)	0:43.69 [2] (0:10.84)	0:32.85 [2] (0:10.82)	0:22.03 [1] (0:10.63)	0:11.40 [1] (0:11.40)
Average Speed [km/h]	52.5	66.9	66.9	67.9	63.2
Top Speed [km/h]	66.3	67.7	67.6	69.0	66.1
Avg. Dist. to Rail [m]	6.3	1.8	1.2	2.7	3.3
Avg. Stride Freq. [Hz]	2.2	2.4	2.4	2.5	2.4
Avg. Stride Length [m]	6.5	7.7	7.7	7.7	7.4



- [] Ranking at each section and finish
- .-.- No data available at this section
- NA No data available



Horse/Jockey Name	Emperor
Final Rank	3
Fastest Section Time (Section)	0:10.45 (400m)
Top Speed [km/h] (Section)	70.0 (400m)
Race State	Finished



Sunshine Coast QLD Professional

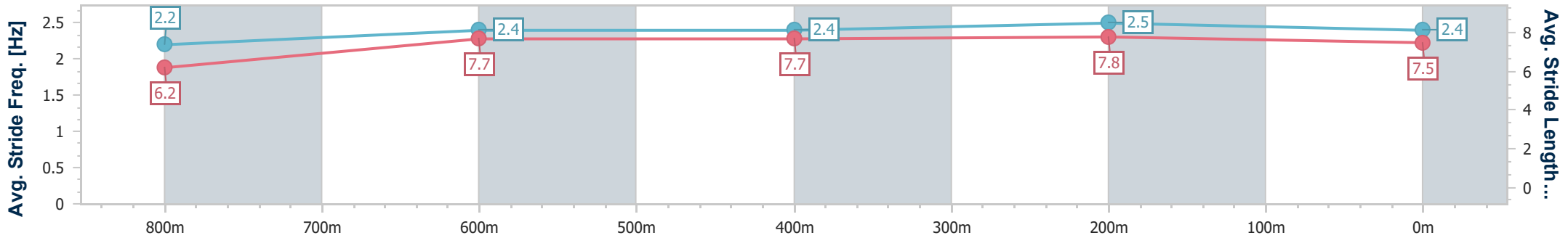
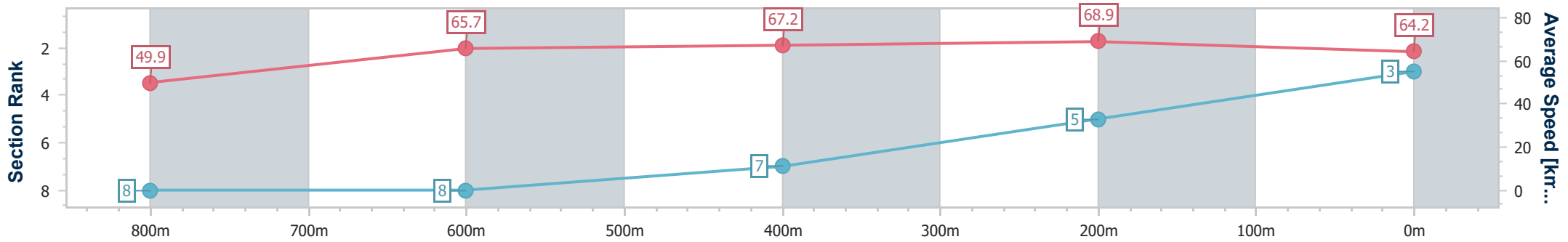
Race 4: HIGGINS COATINGS Class 6 Handicap - 1000m



04 September 2024 - 14:19

Track Rating: Good 4, Weather: Fine, Rail Position: +9m Entire

Section	Overall	800m	600m	400m	200m
Section Times	0:57.73 [3] (0:14.42)	0:43.31 [8] (0:10.95)	0:32.36 [8] (0:10.70)	0:21.66 [7] (0:10.45)	0:11.21 [5] (0:11.21)
Average Speed [km/h]	49.9	65.7	67.2	68.9	64.2
Top Speed [km/h]	65.2	67.1	69.6	70.0	68.2
Avg. Dist. to Rail [m]	2.8	0.5	0.6	5.3	5.1
Avg. Stride Freq. [Hz]	2.2	2.4	2.4	2.5	2.4
Avg. Stride Length [m]	6.2	7.7	7.7	7.8	7.5



- [] Ranking at each section and finish
- .-.- No data available at this section
- NA No data available



Horse/Jockey Name	Invinovich
Final Rank	4
Fastest Section Time (Section)	0:10.65 (400m)
Top Speed [km/h] (Section)	69.0 (600m)
Race State	Finished



Sunshine Coast QLD Professional

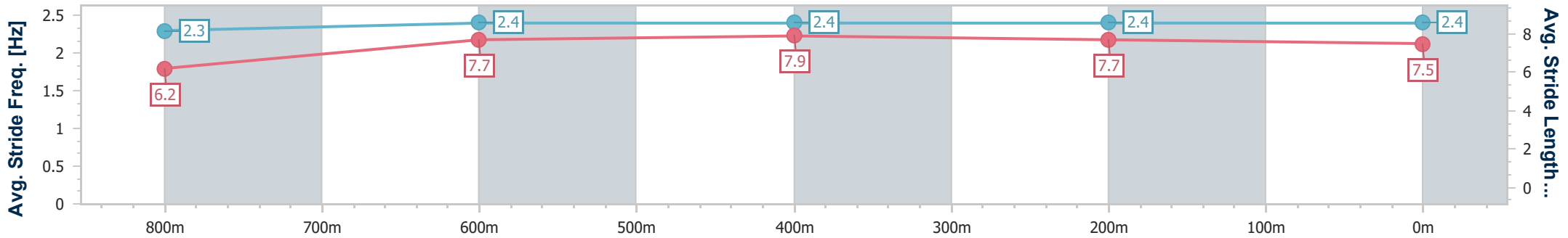
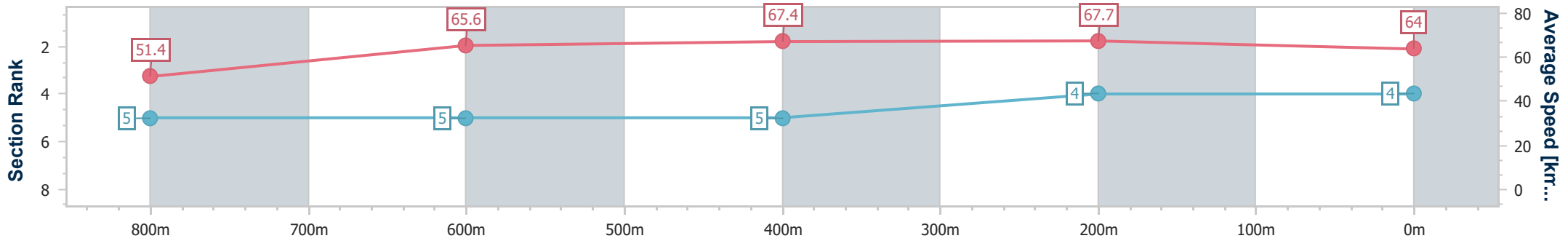
Race 4: HIGGINS COATINGS Class 6 Handicap - 1000m



04 September 2024 - 14:19

Track Rating: Good 4, Weather: Fine, Rail Position: +9m Entire

Section	Overall	800m	600m	400m	200m
Section Times	0:57.75 [4] (0:14.01)	0:43.74 [5] (0:11.07)	0:32.67 [5] (0:10.76)	0:21.91 [5] (0:10.65)	0:11.26 [4] (0:11.26)
Average Speed [km/h]	51.4	65.6	67.4	67.7	64.0
Top Speed [km/h]	67.4	67.4	69.0	68.2	67.4
Avg. Dist. to Rail [m]	3.5	2.2	1.5	5.7	4.0
Avg. Stride Freq. [Hz]	2.3	2.4	2.4	2.4	2.4
Avg. Stride Length [m]	6.2	7.7	7.9	7.7	7.5



- [] Ranking at each section and finish
- .-.- No data available at this section
- NA No data available



Horse/Jockey Name	Clover's Prince
Final Rank	5
Fastest Section Time (Section)	0:10.74 (400m)
Top Speed [km/h] (Section)	68.0 (800m)
Race State	Finished



Sunshine Coast QLD Professional

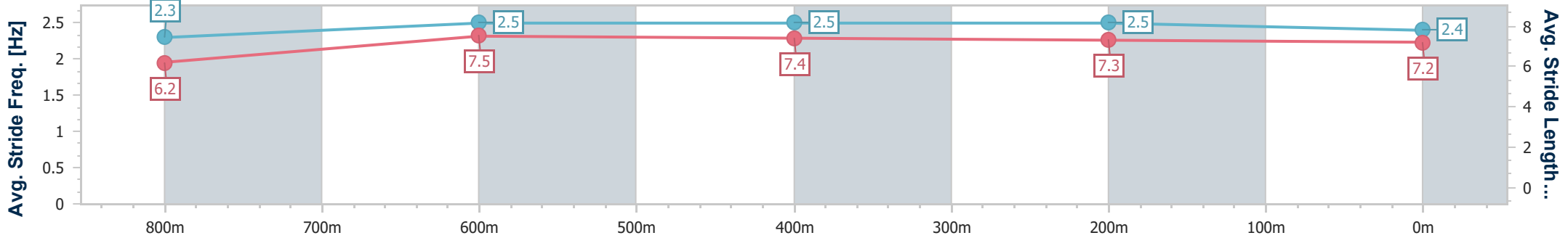
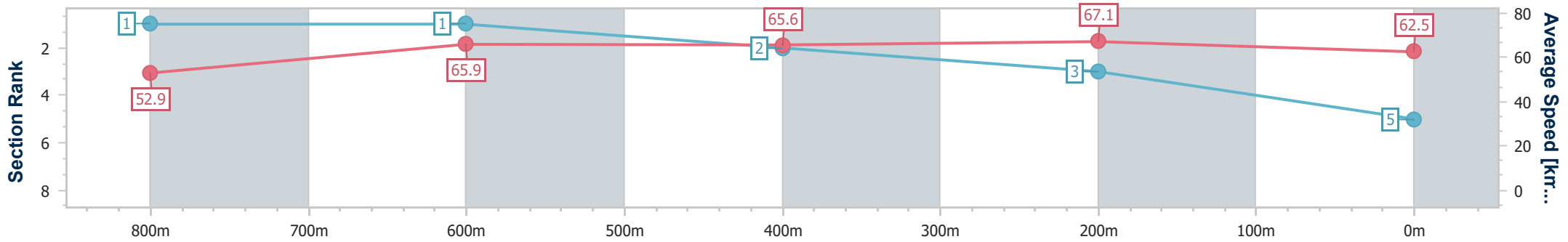
Race 4: HIGGINS COATINGS Class 6 Handicap - 1000m



04 September 2024 - 14:19

Track Rating: Good 4, Weather: Fine, Rail Position: +9m Entire

Section	Overall	800m	600m	400m	200m
Section Times	0:57.76 [5] (0:13.69)	0:44.07 [1] (0:10.84)	0:33.23 [1] (0:10.97)	0:22.26 [2] (0:10.74)	0:11.52 [3] (0:11.52)
Average Speed [km/h]	52.9	65.9	65.6	67.1	62.5
Top Speed [km/h]	65.9	68.0	66.6	67.9	65.9
Avg. Dist. to Rail [m]	4.5	1.0	0.7	0.7	2.4
Avg. Stride Freq. [Hz]	2.3	2.5	2.5	2.5	2.4
Avg. Stride Length [m]	6.2	7.5	7.4	7.3	7.2



- [] Ranking at each section and finish
- .-.- No data available at this section
- NA No data available



Horse/Jockey Name	Zoumeteor
Final Rank	6
Fastest Section Time (Section)	0:10.59 (400m)
Top Speed [km/h] (Section)	69.1 (400m)
Race State	Finished



Sunshine Coast QLD Professional

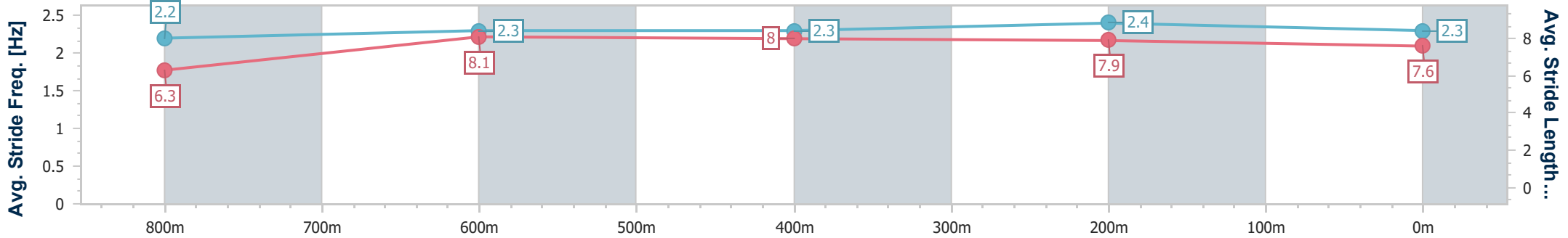
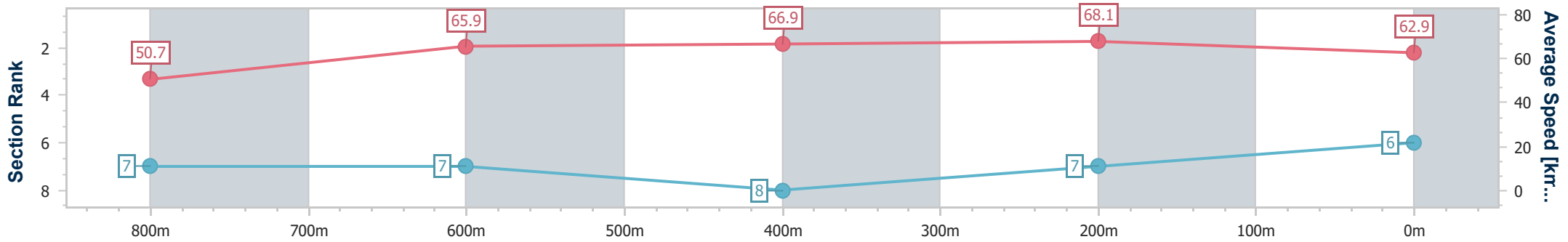
Race 4: HIGGINS COATINGS Class 6 Handicap - 1000m



04 September 2024 - 14:19

Track Rating: Good 4, Weather: Fine, Rail Position: +9m Entire

Section	Overall	800m	600m	400m	200m
Section Times	0:58.18 [6] (0:14.24)	0:43.94 [7] (0:11.02)	0:32.92 [7] (0:10.88)	0:22.04 [8] (0:10.59)	0:11.45 [7] (0:11.45)
Average Speed [km/h]	50.7	65.9	66.9	68.1	62.9
Top Speed [km/h]	65.8	66.9	68.7	69.1	65.8
Avg. Dist. to Rail [m]	5.7	2.7	2.3	6.3	5.7
Avg. Stride Freq. [Hz]	2.2	2.3	2.3	2.4	2.3
Avg. Stride Length [m]	6.3	8.1	8.0	7.9	7.6



- [] Ranking at each section and finish
- .-.- No data available at this section
- NA No data available



Horse/Jockey Name	Release The Beans
Final Rank	7
Fastest Section Time (Section)	0:10.72 (400m)
Top Speed [km/h] (Section)	68.9 (400m)
Race State	Finished



Sunshine Coast QLD Professional

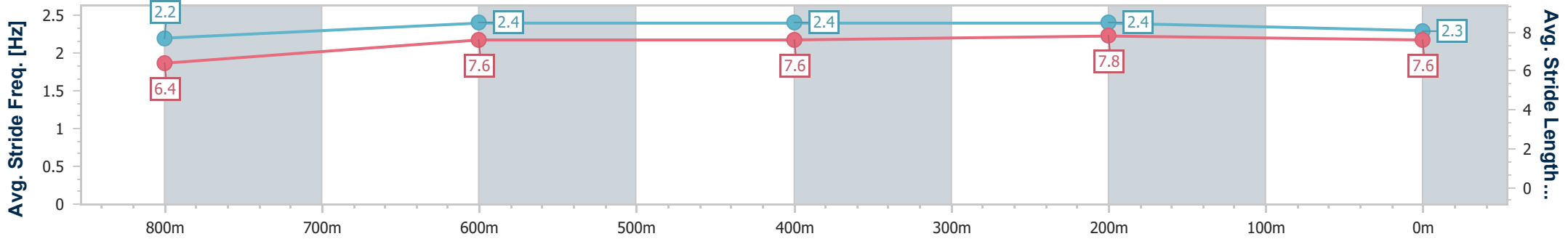
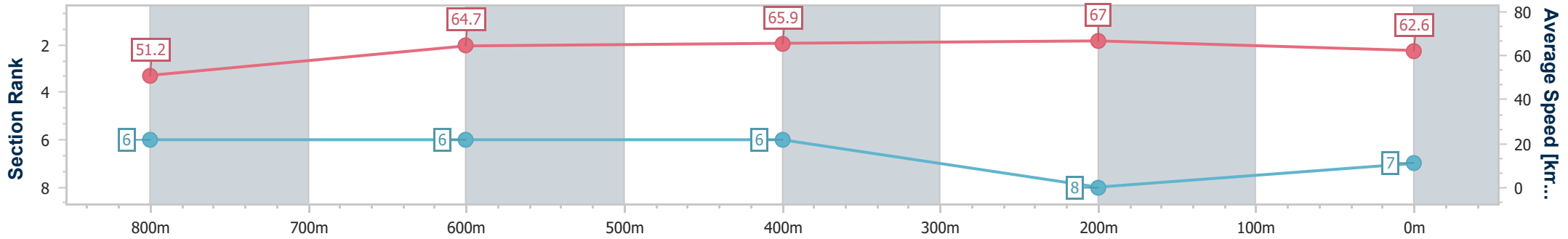
Race 4: HIGGINS COATINGS Class 6 Handicap - 1000m



04 September 2024 - 14:19

Track Rating: Good 4, Weather: Fine, Rail Position: +9m Entire

Section	Overall	800m	600m	400m	200m
Section Times	0:58.29 [7] (0:14.06)	0:44.23 [6] (0:11.15)	0:33.08 [6] (0:10.85)	0:22.23 [6] (0:10.72)	0:11.51 [8] (0:11.51)
Average Speed [km/h]	51.2	64.7	65.9	67.0	62.6
Top Speed [km/h]	65.7	66.0	67.4	68.9	65.4
Avg. Dist. to Rail [m]	2.1	0.6	1.1	1.5	1.5
Avg. Stride Freq. [Hz]	2.2	2.4	2.4	2.4	2.3
Avg. Stride Length [m]	6.4	7.6	7.6	7.8	7.6



- [] Ranking at each section and finish
- .-.- No data available at this section
- NA No data available



Horse/Jockey Name	Deep Blast
Final Rank	8
Fastest Section Time (Section)	0:10.82 (600m)
Top Speed [km/h] (Section)	69.1 (600m)
Race State	Finished



Sunshine Coast QLD Professional

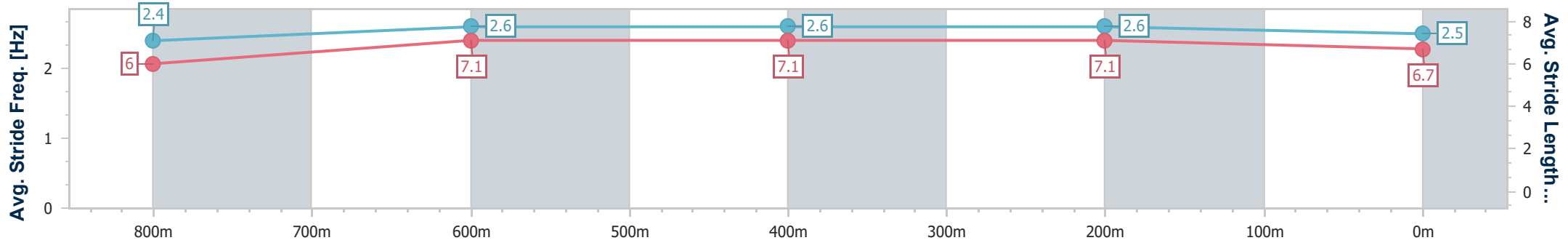
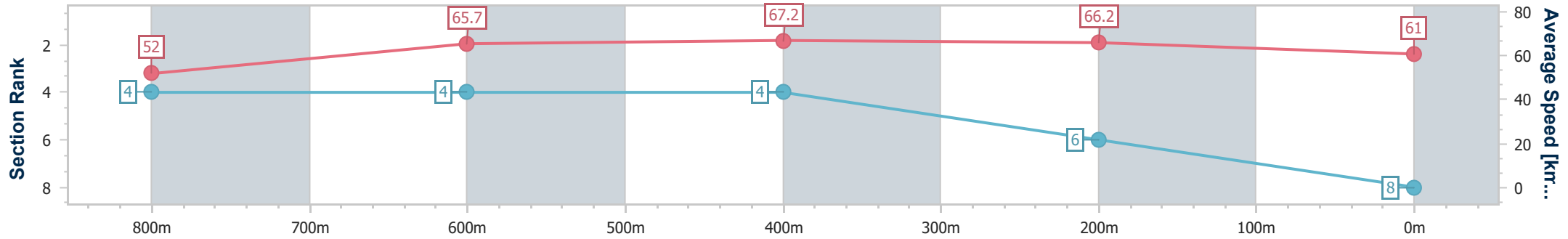
Race 4: HIGGINS COATINGS Class 6 Handicap - 1000m



04 September 2024 - 14:19

Track Rating: Good 4, Weather: Fine, Rail Position: +9m Entire

Section	Overall	800m	600m	400m	200m
Section Times	0:58.41 [8] (0:13.84)	0:44.57 [4] (0:11.06)	0:33.51 [4] (0:10.82)	0:22.69 [4] (0:10.91)	0:11.78 [6] (0:11.78)
Average Speed [km/h]	52.0	65.7	67.2	66.2	61.0
Top Speed [km/h]	66.1	67.2	69.1	67.9	63.3
Avg. Dist. to Rail [m]	3.8	1.7	2.4	3.7	3.0
Avg. Stride Freq. [Hz]	2.4	2.6	2.6	2.6	2.5
Avg. Stride Length [m]	6.0	7.1	7.1	7.1	6.7



- [] Ranking at each section and finish
- .-.- No data available at this section
- NA No data available