



Sunshine Coast QLD Professional
Race 1: MARTIN COLLINS AUSTRALIA QTIS Three-Year-Old Maiden
Plate - 1000m
04 September 2024 - 12:39



Track Rating: Good 4, Weather: Overcast, Rail Position: +9m Entire

Section											Last 600m		
Field Times		Overall	800m	600m	400m	200m						0:34.13	
		0:57.94 (0:13.11)	0:44.83 (0:10.70)	0:34.13 (0:11.26)	0:22.87 (0:11.11)	0:11.76 (0:11.76)							
Rank	TAB	Horse/Jockey	Barrier	Top Speed [km/h]	Fastest Section							Margin	Distance Travelled [m]
1	1	ALPHA BRAVO Martin Harley	4	69.2 800m	0:10.76 800m	0:57.94 [1] (0:13.51)	0:44.43 [7] (0:10.76)	0:33.67 [6] (0:11.09)	0:22.58 [4] (0:10.83)	0:11.75 [2] (0:11.75)	0:57.94	0:33.67	
2	6	DAZZLING DIAMOND Michael Cahill	1	70.6 Overall	0:10.74 800m	0:57.98 [2] (0:13.25)	0:44.73 [2] (0:10.74)	0:33.99 [2] (0:11.24)	0:22.75 [2] (0:10.97)	0:11.78 [3] (0:11.78)	0.2L	0:33.99	+1
3	13	BRAZEN ACT Kyle Wilson-Taylor	10	72.1 Overall	0:10.70 800m	0:58.31 [3] (0:13.11)	0:45.20 [1] (0:10.70)	0:34.50 [1] (0:11.26)	0:23.24 [1] (0:11.11)	0:12.13 [1] (0:12.13)	2L	0:34.50	-2
4	3	STARWARD Nikita Beriman	12	69.5 800m	0:10.46 800m	0:58.32 [4] (0:13.93)	0:44.39 [11] (0:10.46)	0:33.93 [9] (0:11.08)	0:22.85 [6] (0:11.00)	0:11.85 [5] (0:11.85)	2.1L	0:33.93	-3
5	14	APOLLO TEN Georgina Cartwright	2	70.5 Overall	0:10.56 800m	0:58.42 [5] (0:13.50)	0:44.92 [6] (0:10.56)	0:34.36 [3] (0:11.29)	0:23.07 [3] (0:11.07)	0:12.00 [4] (0:12.00)	2.6L	0:34.36	+1
6	2	PROMINENT LAD James Orman	11	68.6 800m	0:10.81 800m	0:58.51 [6] (0:13.70)	0:44.81 [9] (0:10.81)	0:34.00 [10] (0:11.13)	0:22.87 [9] (0:11.05)	0:11.82 [7] (0:11.82)	3L	0:34.00	+1
7	10	LEICA GLOVE Andrew Mallyon	5	69.8 800m	0:10.75 800m	0:58.63 [7] (0:13.54)	0:45.09 [8] (0:10.75)	0:34.34 [7] (0:11.16)	0:23.18 [5] (0:11.09)	0:12.09 [6] (0:12.09)	3.5L	0:34.34	+1
8	5	COOLY ROCKS Cejay Graham	6	69.2 800m	0:10.74 800m	0:58.67 [8] (0:13.82)	0:44.85 [10] (0:10.74)	0:34.11 [11] (0:11.15)	0:22.96 [10] (0:11.04)	0:11.92 [8] (0:11.92)	3.7L	0:34.11	+0
9	11	MELO MELO KAVA Angela Jones	7	68.4 800m	0:10.79 800m	0:58.77 [9] (0:13.48)	0:45.29 [4] (0:10.79)	0:34.50 [5] (0:11.21)	0:23.29 [7] (0:11.28)	0:12.01 [9] (0:12.01)	4.2L	0:34.50	+3
10	9	KIRRA'S SISTER Karl Zechner	9	68.9 Overall	0:10.92 800m	1:00.13 [10] (0:13.47)	0:46.66 [3] (0:10.92)	0:35.74 [8] (0:11.33)	0:24.41 [11] (0:11.26)	0:13.15 [10] (0:13.15)	12L	0:35.74	+7

Scratched: Mishy (#12), Nana Power (#15), Zelezny (#4), Kabukicho (#8)

[] Ranking at each section and finish
 -:-:- No data available at this section
 NA No data available

SCN Saddle cloth number
 DNF Did not finish
 DNT Did not track



Sunshine Coast QLD Professional
Race 1: MARTIN COLLINS AUSTRALIA QTIS Three-Year-Old Maiden
Plate - 1000m
04 September 2024 - 12:39



Track Rating: Good 4, Weather: Overcast, Rail Position: +9m Entire

Section		Overall	800m	600m	400m	200m	Last 600m					
Field Times		0:57.94 (0:13.11)	0:44.83 (0:10.70)	0:34.13 (0:11.26)	0:22.87 (0:11.11)	0:11.76 (0:11.76)	0:34.13					
Rank	TAB Horse/Jockey	Barrier	Top Speed [km/h]	Fastest Section	Margin			Distance Travelled [m]				
11	7 GREY POWER Nathan Thomas	8	70.7 800m	0:10.65 800m	1:00.37 [11] (0:13.48)	0:46.89 [5] (0:10.65)	0:36.24 [4] (0:11.35)	0:24.89 [7] (0:11.59)	0:13.30 [11] (0:13.30)	13.3L	0:36.24	+5

Scratched: Mishy (#12), Nana Power (#15), Zelezny (#4), Kabukicho (#8)

[] Ranking at each section and finish
 -:-:-:- No data available at this section
 NA No data available

SCN Saddle cloth number
 DNF Did not finish
 DNT Did not track



Horse/Jockey Name	Alpha Bravo
Final Rank	1
Fastest Section Time (Section)	0:10.76 (800m)
Top Speed [km/h] (Section)	69.2 (800m)
Race State	Finished



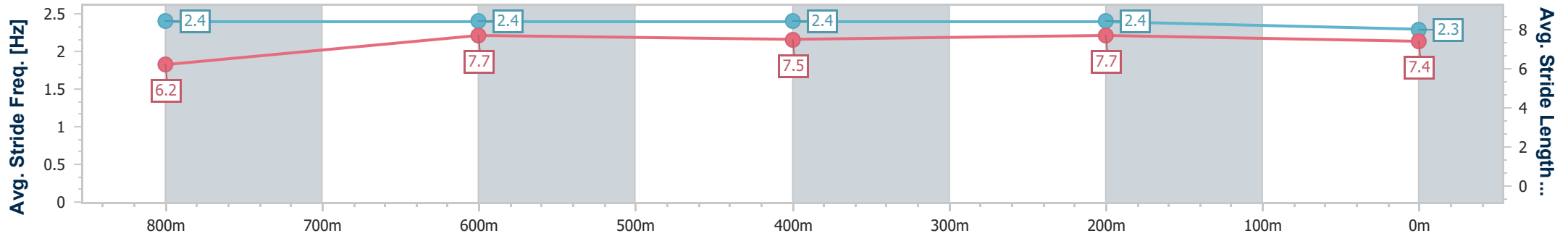
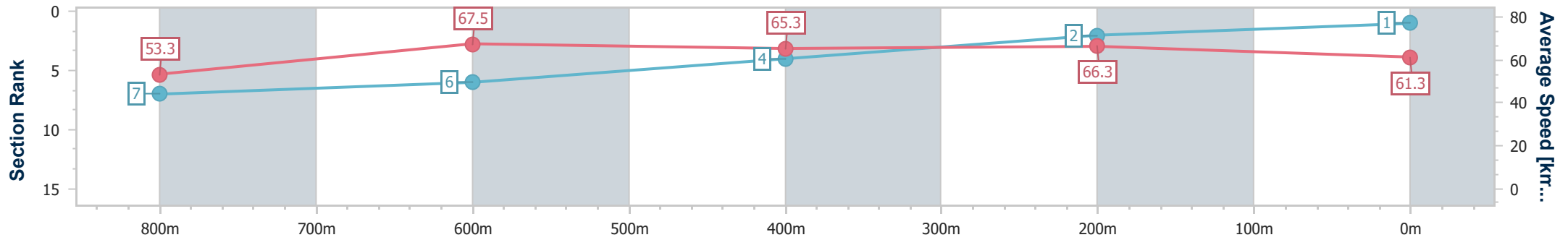
Sunshine Coast QLD Professional
 Race 1: MARTIN COLLINS AUSTRALIA QTIS Three-Year-Old
 Maiden Plate - 1000m



04 September 2024 - 12:39

Track Rating: Good 4, Weather: Overcast, Rail Position: +9m Entire

Section	Overall	800m	600m	400m	200m
Section Times	0:57.94 [1] (0:13.51)	0:44.43 [7] (0:10.76)	0:33.67 [6] (0:11.09)	0:22.58 [4] (0:10.83)	0:11.75 [2] (0:11.75)
Average Speed [km/h]	53.3	67.5	65.3	66.3	61.3
Top Speed [km/h]	69.1	69.2	67.0	67.9	64.9
Avg. Dist. to Rail [m]	4.8	3.2	0.7	1.3	1.1
Avg. Stride Freq. [Hz]	2.4	2.4	2.4	2.4	2.3
Avg. Stride Length [m]	6.2	7.7	7.5	7.7	7.4



- [] Ranking at each section and finish
- .-.- No data available at this section
- NA No data available



Horse/Jockey Name	Dazzling Diamond
Final Rank	2
Fastest Section Time (Section)	0:10.74 (800m)
Top Speed [km/h] (Section)	70.6 (Overall)
Race State	Finished



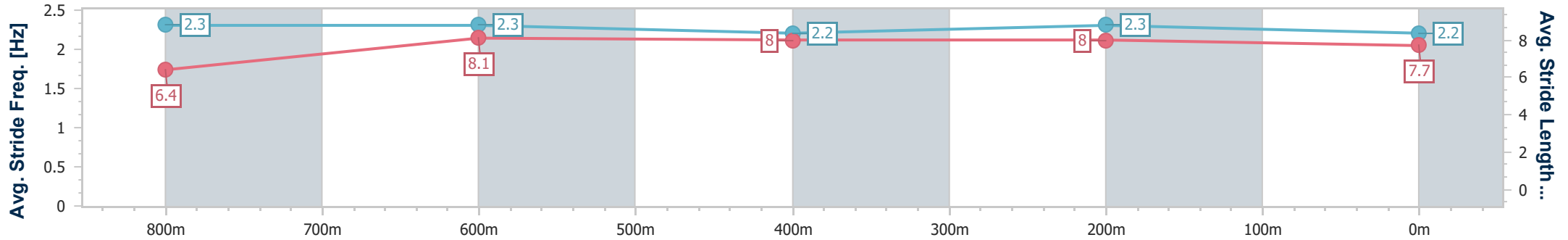
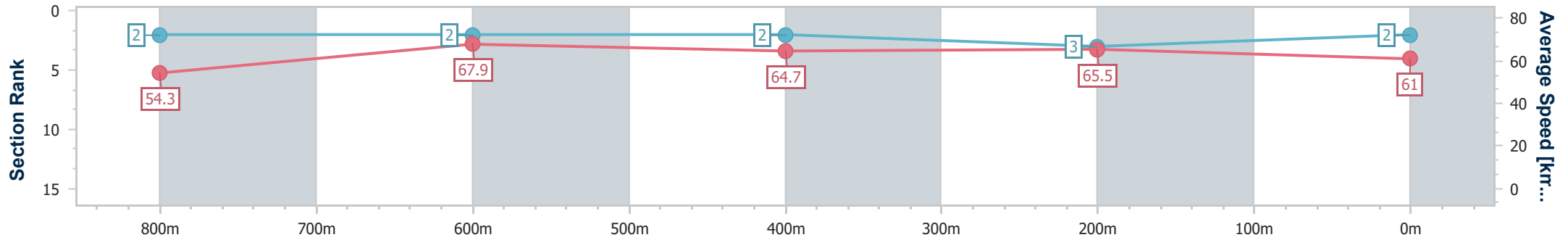
Sunshine Coast QLD Professional
 Race 1: MARTIN COLLINS AUSTRALIA QTIS Three-Year-Old
 Maiden Plate - 1000m



04 September 2024 - 12:39

Track Rating: Good 4, Weather: Overcast, Rail Position: +9m Entire

Section	Overall	800m	600m	400m	200m
Section Times	0:57.98 [2] (0:13.25)	0:44.73 [2] (0:10.74)	0:33.99 [2] (0:11.24)	0:22.75 [2] (0:10.97)	0:11.78 [3] (0:11.78)
Average Speed [km/h]	54.3	67.9	64.7	65.5	61.0
Top Speed [km/h]	70.6	70.5	65.1	67.0	64.7
Avg. Dist. to Rail [m]	0.9	2.8	1.5	2.4	1.9
Avg. Stride Freq. [Hz]	2.3	2.3	2.2	2.3	2.2
Avg. Stride Length [m]	6.4	8.1	8.0	8.0	7.7



- [] Ranking at each section and finish
- .-.- No data available at this section
- NA No data available



Horse/Jockey Name	Brazen Act
Final Rank	3
Fastest Section Time (Section)	0:10.70 (800m)
Top Speed [km/h] (Section)	72.1 (Overall)
Race State	Finished



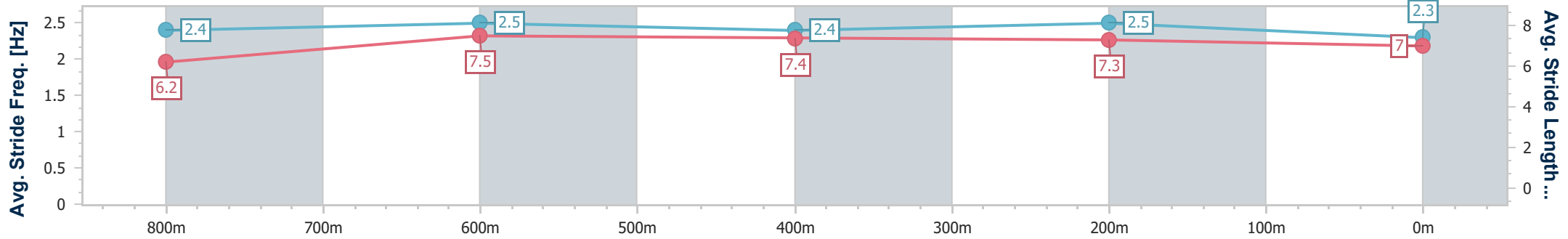
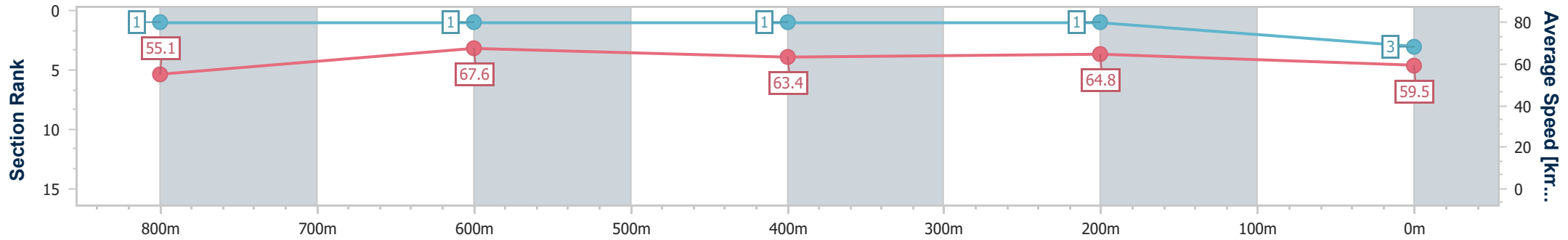
Sunshine Coast QLD Professional
 Race 1: MARTIN COLLINS AUSTRALIA QTIS Three-Year-Old
 Maiden Plate - 1000m



04 September 2024 - 12:39

Track Rating: Good 4, Weather: Overcast, Rail Position: +9m Entire

Section	Overall	800m	600m	400m	200m
Section Times	0:58.31 [3] (0:13.11)	0:45.20 [1] (0:10.70)	0:34.50 [1] (0:11.26)	0:23.24 [1] (0:11.11)	0:12.13 [1] (0:12.13)
Average Speed [km/h]	55.1	67.6	63.4	64.8	59.5
Top Speed [km/h]	72.1	72.1	65.0	65.9	62.0
Avg. Dist. to Rail [m]	8.1	2.0	1.4	1.2	0.7
Avg. Stride Freq. [Hz]	2.4	2.5	2.4	2.5	2.3
Avg. Stride Length [m]	6.2	7.5	7.4	7.3	7.0



- [] Ranking at each section and finish
- .-.- No data available at this section
- NA No data available



Horse/Jockey Name	Starward
Final Rank	4
Fastest Section Time (Section)	0:10.46 (800m)
Top Speed [km/h] (Section)	69.5 (800m)
Race State	Finished



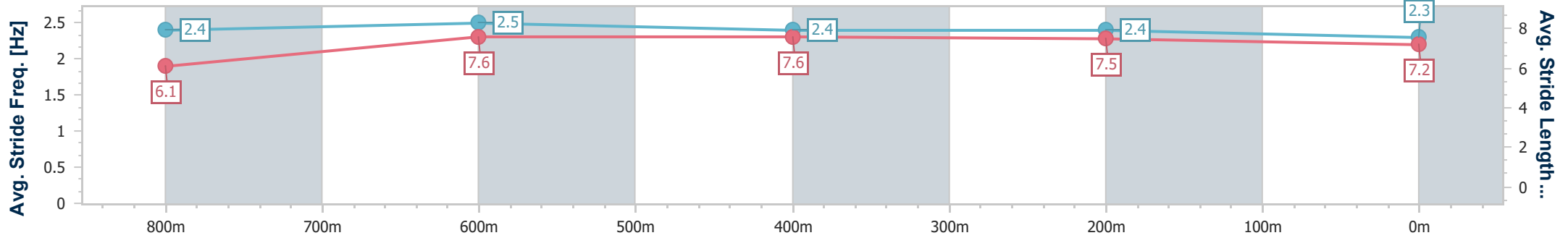
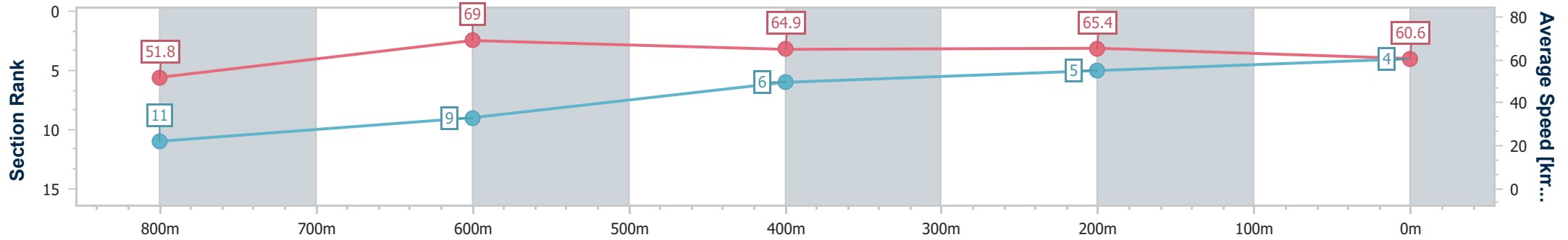
Sunshine Coast QLD Professional
 Race 1: MARTIN COLLINS AUSTRALIA QTIS Three-Year-Old
 Maiden Plate - 1000m



04 September 2024 - 12:39

Track Rating: Good 4, Weather: Overcast, Rail Position: +9m Entire

Section	Overall	800m	600m	400m	200m
Section Times	0:58.32 [4] (0:13.93)	0:44.39 [11] (0:10.46)	0:33.93 [9] (0:11.08)	0:22.85 [6] (0:11.00)	0:11.85 [5] (0:11.85)
Average Speed [km/h]	51.8	69.0	64.9	65.4	60.6
Top Speed [km/h]	67.6	69.5	67.9	66.7	63.4
Avg. Dist. to Rail [m]	9.3	1.0	0.2	1.0	1.9
Avg. Stride Freq. [Hz]	2.4	2.5	2.4	2.4	2.3
Avg. Stride Length [m]	6.1	7.6	7.6	7.5	7.2



- [] Ranking at each section and finish
- .-.- No data available at this section
- NA No data available



Horse/Jockey Name	Apollo Ten
Final Rank	5
Fastest Section Time (Section)	0:10.56 (800m)
Top Speed [km/h] (Section)	70.5 (Overall)
Race State	Finished



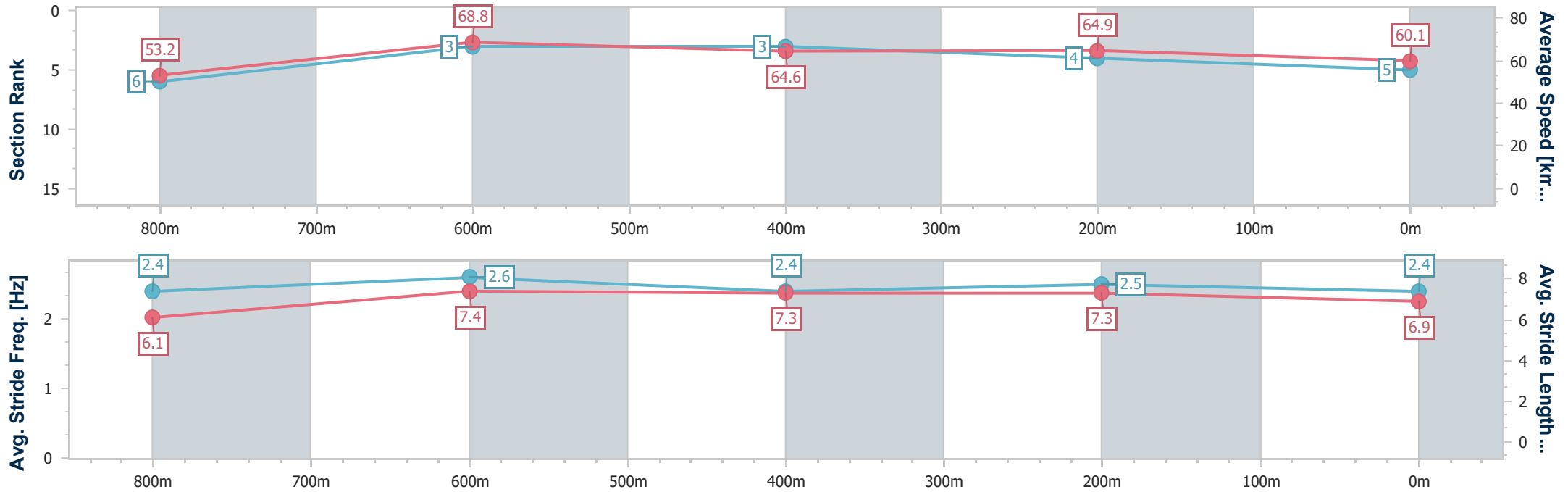
Sunshine Coast QLD Professional
 Race 1: MARTIN COLLINS AUSTRALIA QTIS Three-Year-Old
 Maiden Plate - 1000m



04 September 2024 - 12:39

Track Rating: Good 4, Weather: Overcast, Rail Position: +9m Entire

Section	Overall	800m	600m	400m	200m
Section Times	0:58.42 [5] (0:13.50)	0:44.92 [6] (0:10.56)	0:34.36 [3] (0:11.29)	0:23.07 [3] (0:11.07)	0:12.00 [4] (0:12.00)
Average Speed [km/h]	53.2	68.8	64.6	64.9	60.1
Top Speed [km/h]	70.5	70.4	66.9	66.7	62.8
Avg. Dist. to Rail [m]	3.0	1.7	2.5	2.2	3.3
Avg. Stride Freq. [Hz]	2.4	2.6	2.4	2.5	2.4
Avg. Stride Length [m]	6.1	7.4	7.3	7.3	6.9



- [] Ranking at each section and finish
- .-.- No data available at this section
- NA No data available



Horse/Jockey Name	Prominent Lad
Final Rank	6
Fastest Section Time (Section)	0:10.81 (800m)
Top Speed [km/h] (Section)	68.6 (800m)
Race State	Finished



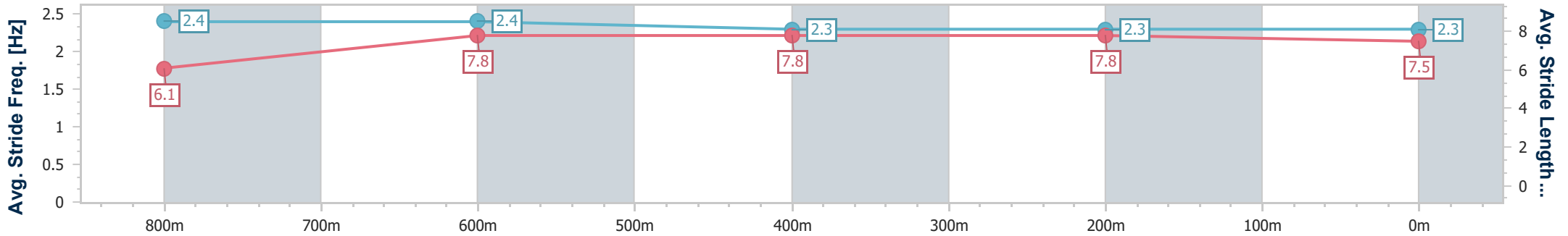
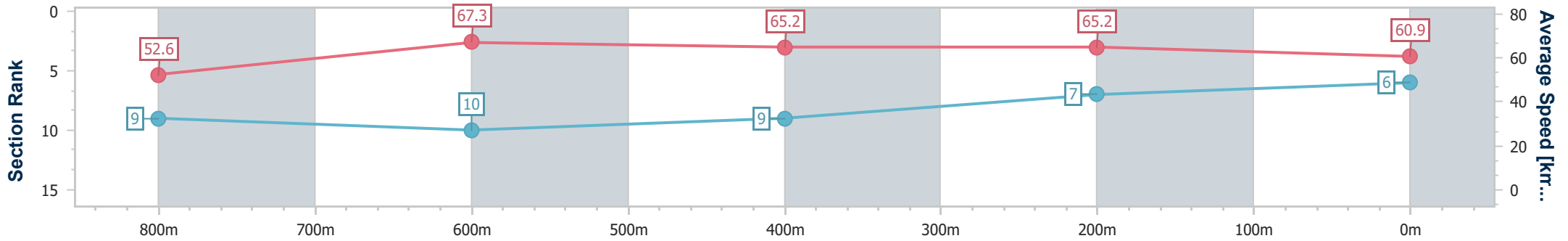
Sunshine Coast QLD Professional
 Race 1: MARTIN COLLINS AUSTRALIA QTIS Three-Year-Old
 Maiden Plate - 1000m



04 September 2024 - 12:39

Track Rating: Good 4, Weather: Overcast, Rail Position: +9m Entire

Section	Overall	800m	600m	400m	200m
Section Times	0:58.51 [6] (0:13.70)	0:44.81 [9] (0:10.81)	0:34.00 [10] (0:11.13)	0:22.87 [9] (0:11.05)	0:11.82 [7] (0:11.82)
Average Speed [km/h]	52.6	67.3	65.2	65.2	60.9
Top Speed [km/h]	67.2	68.6	66.1	65.8	64.2
Avg. Dist. to Rail [m]	9.4	3.4	1.4	3.8	6.4
Avg. Stride Freq. [Hz]	2.4	2.4	2.3	2.3	2.3
Avg. Stride Length [m]	6.1	7.8	7.8	7.8	7.5



- [] Ranking at each section and finish
- .-.- No data available at this section
- NA No data available



Horse/Jockey Name	Leica Glove
Final Rank	7
Fastest Section Time (Section)	0:10.75 (800m)
Top Speed [km/h] (Section)	69.8 (800m)
Race State	Finished



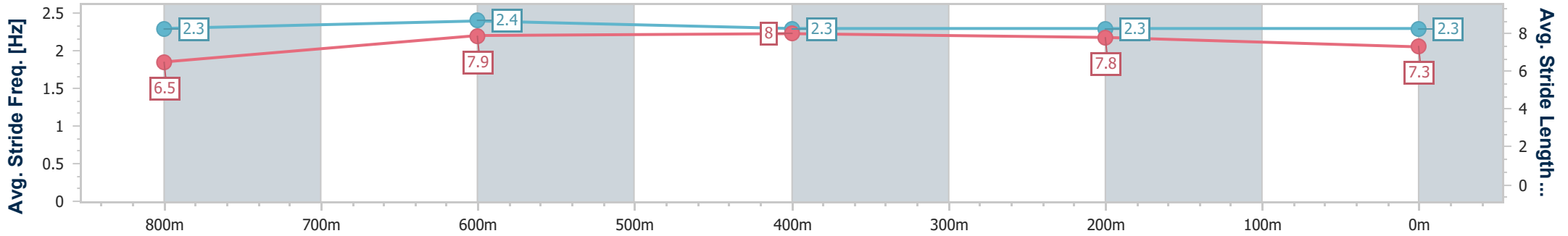
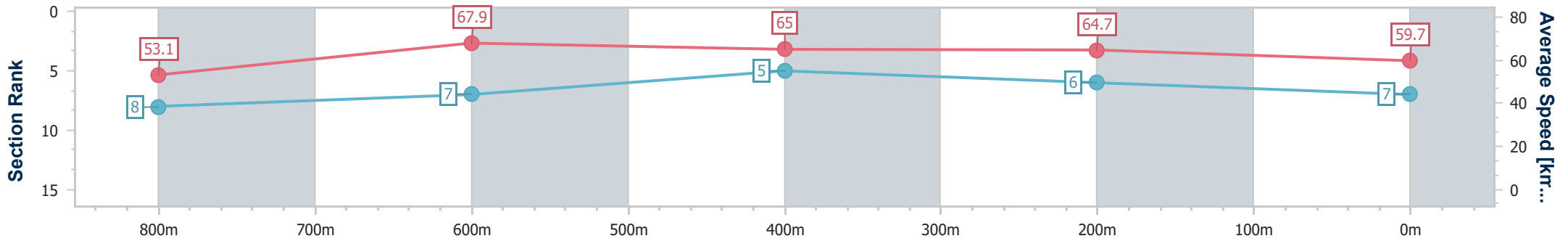
Sunshine Coast QLD Professional
 Race 1: MARTIN COLLINS AUSTRALIA QTIS Three-Year-Old
 Maiden Plate - 1000m



04 September 2024 - 12:39

Track Rating: Good 4, Weather: Overcast, Rail Position: +9m Entire

Section	Overall	800m	600m	400m	200m
Section Times	0:58.63 [7] (0:13.54)	0:45.09 [8] (0:10.75)	0:34.34 [7] (0:11.16)	0:23.18 [5] (0:11.09)	0:12.09 [6] (0:12.09)
Average Speed [km/h]	53.1	67.9	65.0	64.7	59.7
Top Speed [km/h]	67.9	69.8	65.9	65.8	63.3
Avg. Dist. to Rail [m]	5.3	3.5	0.8	3.2	4.3
Avg. Stride Freq. [Hz]	2.3	2.4	2.3	2.3	2.3
Avg. Stride Length [m]	6.5	7.9	8.0	7.8	7.3



- [] Ranking at each section and finish
- .-.- No data available at this section
- NA No data available



Horse/Jockey Name	Cooly Rocks
Final Rank	8
Fastest Section Time (Section)	0:10.74 (800m)
Top Speed [km/h] (Section)	69.2 (800m)
Race State	Finished



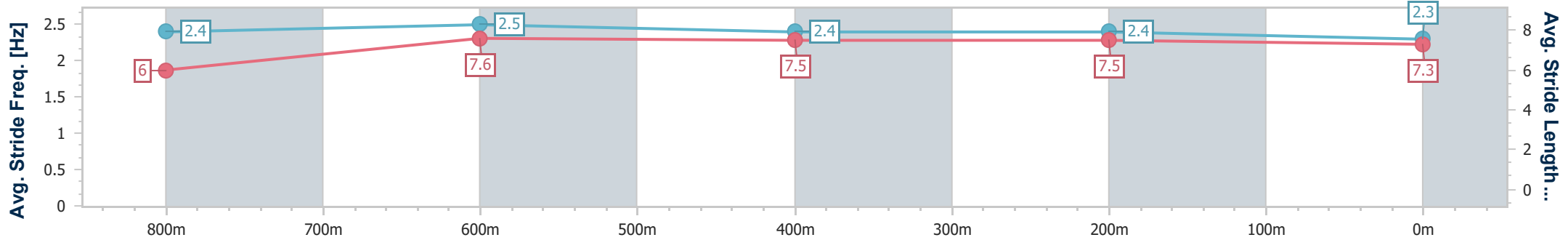
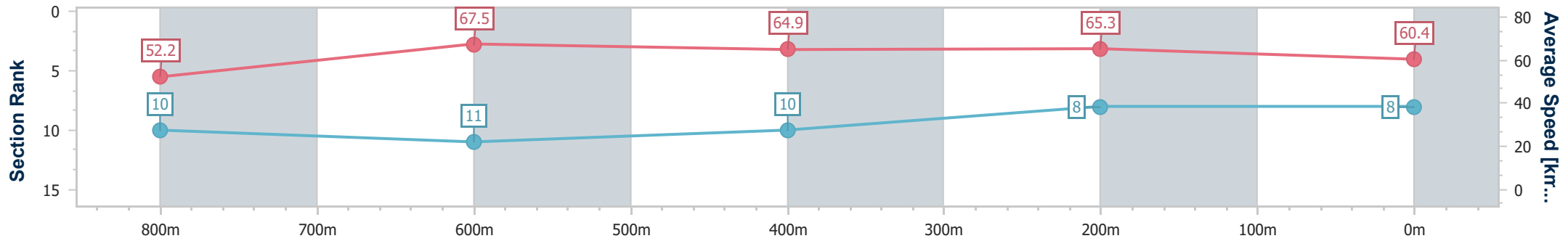
Sunshine Coast QLD Professional
 Race 1: MARTIN COLLINS AUSTRALIA QTIS Three-Year-Old
 Maiden Plate - 1000m



04 September 2024 - 12:39

Track Rating: Good 4, Weather: Overcast, Rail Position: +9m Entire

Section	Overall	800m	600m	400m	200m
Section Times	0:58.67 [8] (0:13.82)	0:44.85 [10] (0:10.74)	0:34.11 [11] (0:11.15)	0:22.96 [10] (0:11.04)	0:11.92 [8] (0:11.92)
Average Speed [km/h]	52.2	67.5	64.9	65.3	60.4
Top Speed [km/h]	65.9	69.2	66.0	65.8	64.5
Avg. Dist. to Rail [m]	5.7	2.7	1.3	2.4	3.8
Avg. Stride Freq. [Hz]	2.4	2.5	2.4	2.4	2.3
Avg. Stride Length [m]	6.0	7.6	7.5	7.5	7.3



- [] Ranking at each section and finish
- .-.- No data available at this section
- NA No data available



Horse/Jockey Name	Melo Melo Kava
Final Rank	9
Fastest Section Time (Section)	0:10.79 (800m)
Top Speed [km/h] (Section)	68.4 (800m)
Race State	Finished



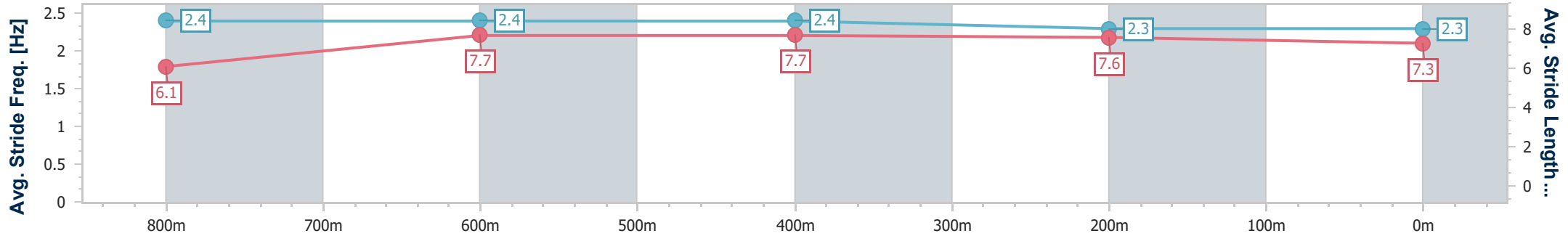
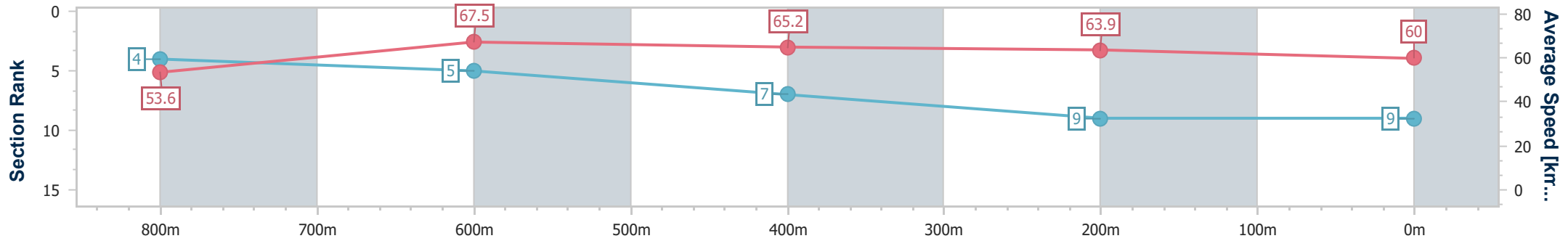
Sunshine Coast QLD Professional
 Race 1: MARTIN COLLINS AUSTRALIA QTIS Three-Year-Old
 Maiden Plate - 1000m



04 September 2024 - 12:39

Track Rating: Good 4, Weather: Overcast, Rail Position: +9m Entire

Section	Overall	800m	600m	400m	200m
Section Times	0:58.77 [9] (0:13.48)	0:45.29 [4] (0:10.79)	0:34.50 [5] (0:11.21)	0:23.29 [7] (0:11.28)	0:12.01 [9] (0:12.01)
Average Speed [km/h]	53.6	67.5	65.2	63.9	60.0
Top Speed [km/h]	67.4	68.4	66.1	65.0	62.2
Avg. Dist. to Rail [m]	6.2	3.5	3.0	5.6	7.1
Avg. Stride Freq. [Hz]	2.4	2.4	2.4	2.3	2.3
Avg. Stride Length [m]	6.1	7.7	7.7	7.6	7.3



- [] Ranking at each section and finish
- .-.- No data available at this section
- NA No data available



Horse/Jockey Name	Kirra's Sister
Final Rank	10
Fastest Section Time (Section)	0:10.92 (800m)
Top Speed [km/h] (Section)	68.9 (Overall)
Race State	Finished



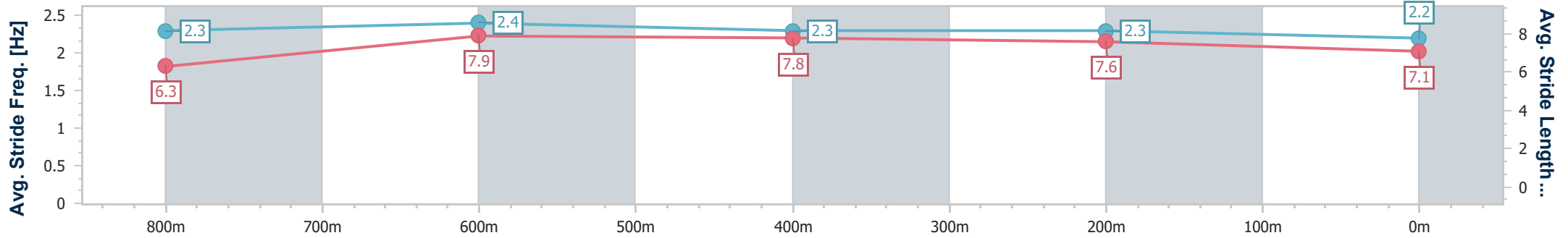
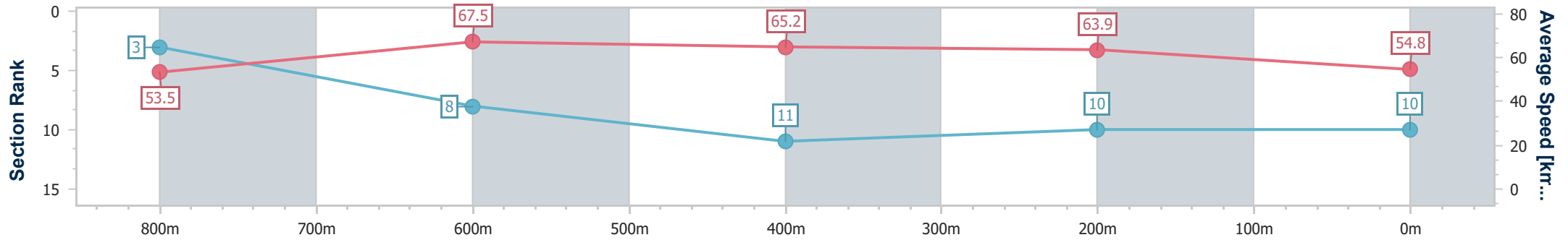
Sunshine Coast QLD Professional
 Race 1: MARTIN COLLINS AUSTRALIA QTIS Three-Year-Old
 Maiden Plate - 1000m



04 September 2024 - 12:39

Track Rating: Good 4, Weather: Overcast, Rail Position: +9m Entire

Section	Overall	800m	600m	400m	200m
Section Times	1:00.13 [10] (0:13.47)	0:46.66 [3] (0:10.92)	0:35.74 [8] (0:11.33)	0:24.41 [11] (0:11.26)	0:13.15 [10] (0:13.15)
Average Speed [km/h]	53.5	67.5	65.2	63.9	54.8
Top Speed [km/h]	68.9	68.8	65.9	65.2	60.2
Avg. Dist. to Rail [m]	8.3	6.1	4.2	6.7	5.8
Avg. Stride Freq. [Hz]	2.3	2.4	2.3	2.3	2.2
Avg. Stride Length [m]	6.3	7.9	7.8	7.6	7.1



- [] Ranking at each section and finish
- .-.- No data available at this section
- NA No data available



Horse/Jockey Name	Grey Power
Final Rank	11
Fastest Section Time (Section)	0:10.65 (800m)
Top Speed [km/h] (Section)	70.7 (800m)
Race State	Finished



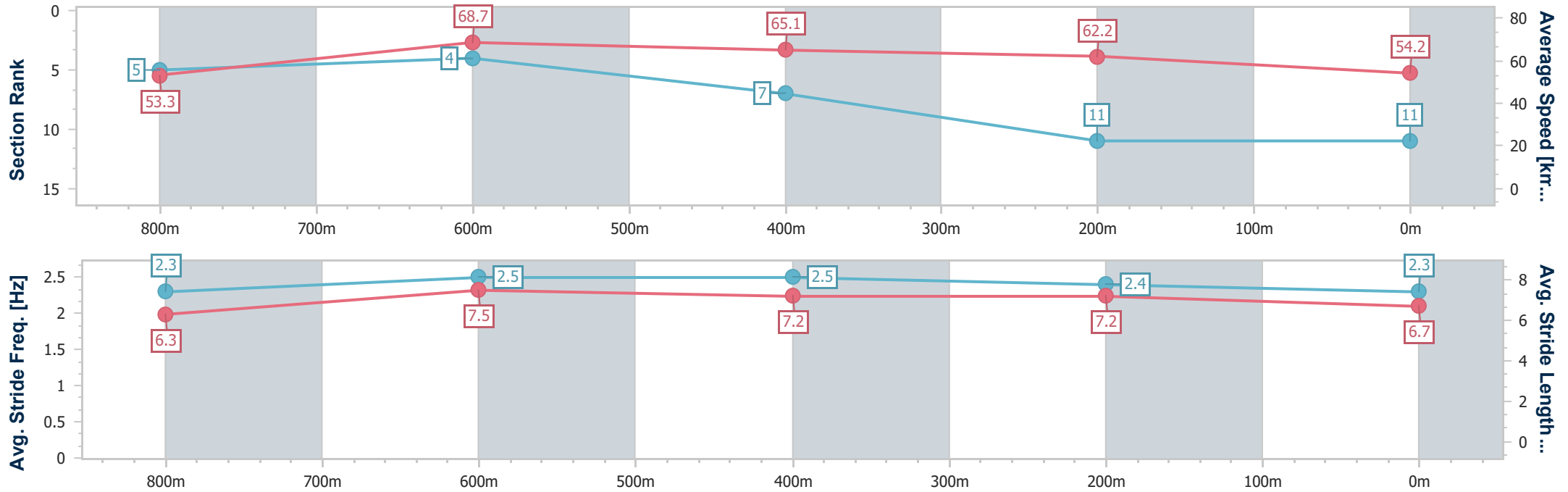
Sunshine Coast QLD Professional
 Race 1: MARTIN COLLINS AUSTRALIA QTIS Three-Year-Old
 Maiden Plate - 1000m



04 September 2024 - 12:39

Track Rating: Good 4, Weather: Overcast, Rail Position: +9m Entire

Section	Overall	800m	600m	400m	200m
Section Times	1:00.37 [11] (0:13.48)	0:46.89 [5] (0:10.65)	0:36.24 [4] (0:11.35)	0:24.89 [7] (0:11.59)	0:13.30 [11] (0:13.30)
Average Speed [km/h]	53.3	68.7	65.1	62.2	54.2
Top Speed [km/h]	70.6	70.7	66.2	63.7	58.8
Avg. Dist. to Rail [m]	6.8	3.9	4.6	6.4	3.4
Avg. Stride Freq. [Hz]	2.3	2.5	2.5	2.4	2.3
Avg. Stride Length [m]	6.3	7.5	7.2	7.2	6.7



- [] Ranking at each section and finish
- .-.- No data available at this section
- NA No data available

Track Rating: Good 4, Weather: Overcast, Rail Position: +9m Entire

Section		Field Times											Last 600m	
		Overall	1000m	800m	600m	400m	200m						0:35.41	
		1:11.64 (0:13.23)	0:58.41 (0:10.97)	0:47.44 (0:12.03)	0:35.41 (0:11.64)	0:23.77 (0:11.60)	0:12.17 (0:12.17)							
Rank	TAB	Horse/Jockey	Barrier	Top Speed [km/h]	Fastest Section							Margin	Distance Travelled [m]	
1	11	LEGER CHASE Nikita Beriman	1	66.5 1000m	0:11.11 1000m	1:11.64 [1] (0:13.60)	0:58.04 [5] (0:11.11)	0:46.93 [5] (0:11.77)	0:35.16 [3] (0:11.66)	0:23.50 [3] (0:11.54)	0:11.96 [3] (0:11.96)	1:11.64	0:35.16	
2	12	SOFALA James Orman	4	67.3 1000m	0:11.06 1000m	1:11.77 [2] (0:13.32)	0:58.45 [3] (0:11.06)	0:47.39 [3] (0:12.01)	0:35.38 [2] (0:11.69)	0:23.69 [2] (0:11.50)	0:12.19 [2] (0:12.19)	0.8L	0:35.38	+0
3	10	JUNGLE LAW Cejay Graham	7	66.2 400m	0:11.13 400m	1:11.83 [3] (0:14.17)	0:57.66 [11] (0:11.23)	0:46.43 [9] (0:11.72)	0:34.71 [9] (0:11.89)	0:22.82 [10] (0:11.13)	0:11.69 [8] (0:11.69)	1L	0:34.71	+7
4	7	LIKE SMOKE Michael Cahill	10	66.5 Overall	0:11.23 1000m	1:11.96 [4] (0:13.87)	0:58.09 [6] (0:11.23)	0:46.86 [6] (0:11.72)	0:35.14 [6] (0:11.93)	0:23.21 [7] (0:11.33)	0:11.88 [7] (0:11.88)	1.8L	0:35.14	+3
5	1	BIG Demeanor Emily Lang	8	68.9 1000m	0:10.91 1000m	1:12.28 [5] (0:13.29)	0:58.99 [2] (0:10.91)	0:48.08 [1] (0:12.03)	0:36.05 [1] (0:11.64)	0:24.41 [1] (0:11.60)	0:12.81 [1] (0:12.81)	3.6L	0:36.05	-2
6	4	CHEERFUL CAT Sean Cormack	9	65.9 1000m	0:11.32 1000m	1:12.32 [6] (0:14.09)	0:58.23 [10] (0:11.32)	0:46.91 [10] (0:11.75)	0:35.16 [11] (0:11.65)	0:23.51 [8] (0:11.36)	0:12.15 [9] (0:12.15)	3.8L	0:35.16	+5
7	13	VOCALS Justin Huxtable	11	65.0 1000m	0:11.42 400m	1:12.35 [7] (0:14.27)	0:58.08 [12] (0:11.47)	0:46.61 [12] (0:11.55)	0:35.06 [12] (0:11.94)	0:23.12 [12] (0:11.42)	0:11.70 [11] (0:11.70)	3.9L	0:35.06	+2
8	8	PANTHER POWER Minonette Kennedy	2	67.4 Overall	0:11.15 1000m	1:12.39 [8] (0:13.55)	0:58.84 [4] (0:11.15)	0:47.69 [4] (0:11.89)	0:35.80 [5] (0:11.89)	0:23.91 [5] (0:11.56)	0:12.35 [6] (0:12.35)	4.1L	0:35.80	+3
9	5	DANE ROAD Dale Smith	12	66.4 1000m	0:11.21 1000m	1:12.52 [9] (0:14.02)	0:58.50 [8] (0:11.21)	0:47.29 [8] (0:11.64)	0:35.65 [7] (0:11.65)	0:24.00 [6] (0:11.50)	0:12.50 [5] (0:12.50)	4.6L	0:35.65	+3
10	3	CATALAN COMET Georgina Cartwright	6	67.6 Overall	0:11.09 1000m	1:12.60 [10] (0:13.23)	0:59.37 [1] (0:11.09)	0:48.28 [2] (0:12.19)	0:36.09 [4] (0:11.69)	0:24.40 [4] (0:11.62)	0:12.78 [4] (0:12.78)	5L	0:36.09	+10

Scratched: Tyson's Fury (#9)



Sunshine Coast QLD Professional
Race 2: SHERRIN RENTALS Maiden Plate - 1200m
04 September 2024 - 13:10



Track Rating: Good 4, Weather: Overcast, Rail Position: +9m Entire

Section		Overall	1000m	800m	600m	400m	200m	Last 600m					
Field Times		1:11.64 (0:13.23)	0:58.41 (0:10.97)	0:47.44 (0:12.03)	0:35.41 (0:11.64)	0:23.77 (0:11.60)	0:12.17 (0:12.17)	0:35.41					
Rank	TAB Horse/Jockey	Barrier	Top Speed [km/h]	Fastest Section	Margin							Distance Travelled [m]	
11	2 BLUEPRINT Martin Harley	3	65.1	0:11.37	1:12.76 [11] (0:14.09)	0:58.67 [9] (0:11.37)	0:47.30 [11] (0:11.68)	0:35.62 [10] (0:11.96)	0:23.66 [11] (0:11.44)	0:12.22 [10] (0:12.22)	5.8L	0:35.62	+0
12	6 GERVONTA Jackson Morris	5	65.5	0:11.27	1:15.08 [12] (0:13.90)	1:01.18 [7] (0:11.27)	0:49.91 [7] (0:11.78)	0:38.13 [8] (0:11.97)	0:26.16 [9] (0:12.25)	0:13.91 [12] (0:13.91)	19.3L	0:38.13	-3

Scratched: Tyson's Fury (#9)

[] Ranking at each section and finish
 -:-:-:- No data available at this section
 NA No data available

SCN Saddle cloth number
 DNF Did not finish
 DNT Did not track



Horse/Jockey Name	Leger Chase
Final Rank	1
Fastest Section Time (Section)	0:11.11 (1000m)
Top Speed [km/h] (Section)	66.5 (1000m)
Race State	Finished



Sunshine Coast QLD Professional

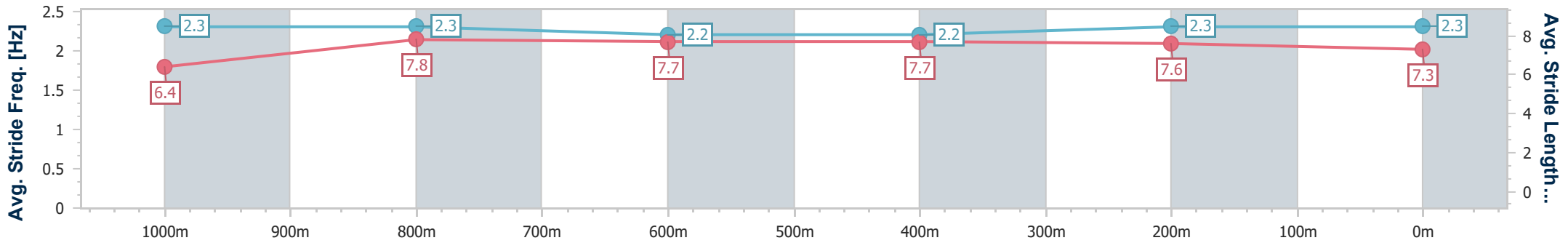
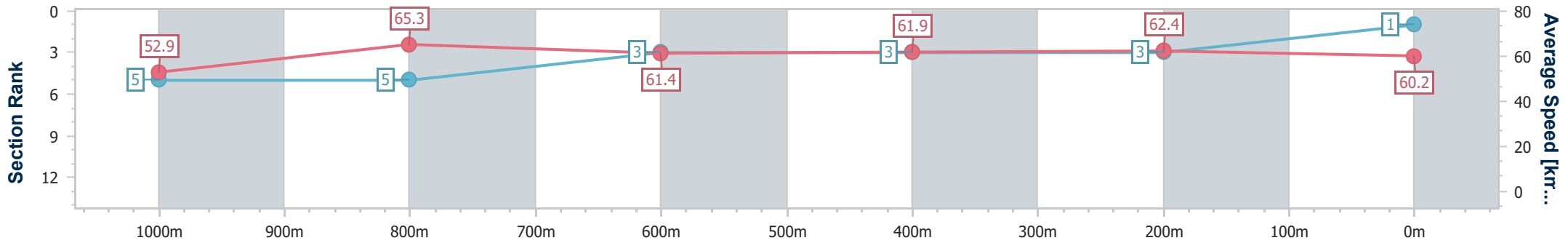
Race 2: SHERRIN RENTALS Maiden Plate - 1200m



04 September 2024 - 13:10

Track Rating: Good 4, Weather: Overcast, Rail Position: +9m Entire

Section	Overall	1000m	800m	600m	400m	200m
Section Times	1:11.64 [1] (0:13.60)	0:58.04 [5] (0:11.11)	0:46.93 [5] (0:11.77)	0:35.16 [3] (0:11.66)	0:23.50 [3] (0:11.54)	0:11.96 [3] (0:11.96)
Average Speed [km/h]	52.9	65.3	61.4	61.9	62.4	60.2
Top Speed [km/h]	66.5	66.5	63.9	62.7	63.7	61.3
Avg. Dist. to Rail [m]	3.0	2.0	0.9	0.3	1.1	2.3
Avg. Stride Freq. [Hz]	2.3	2.3	2.2	2.2	2.3	2.3
Avg. Stride Length [m]	6.4	7.8	7.7	7.7	7.6	7.3



- [] Ranking at each section and finish
- .-.- No data available at this section
- NA No data available



Horse/Jockey Name	Sofala
Final Rank	2
Fastest Section Time (Section)	0:11.06 (1000m)
Top Speed [km/h] (Section)	67.3 (1000m)
Race State	Finished



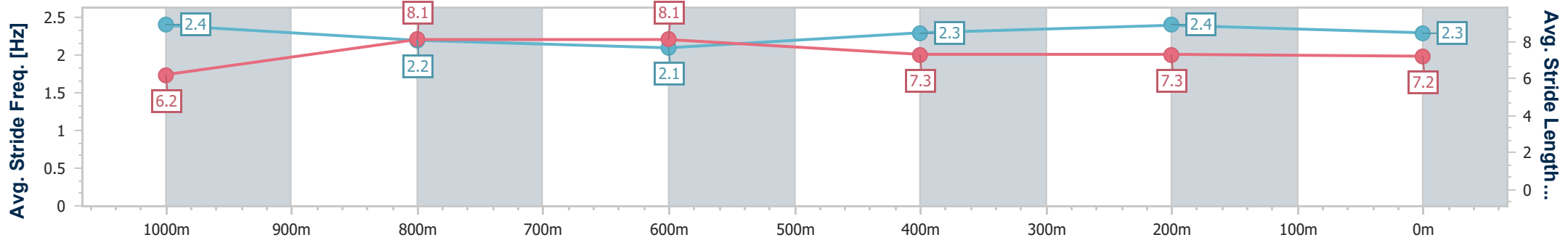
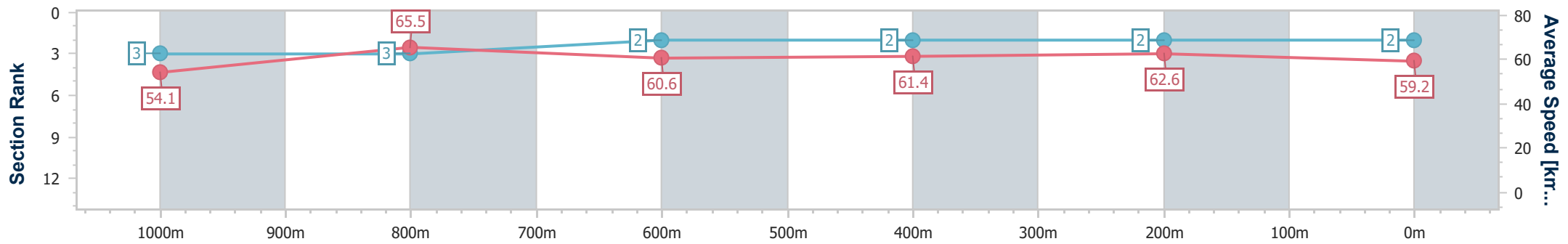
Sunshine Coast QLD Professional
Race 2: SHERRIN RENTALS Maiden Plate - 1200m



04 September 2024 - 13:10

Track Rating: Good 4, Weather: Overcast, Rail Position: +9m Entire

Section	Overall	1000m	800m	600m	400m	200m
Section Times	1:11.77 [2] (0:13.32)	0:58.45 [3] (0:11.06)	0:47.39 [3] (0:12.01)	0:35.38 [2] (0:11.69)	0:23.69 [2] (0:11.50)	0:12.19 [2] (0:12.19)
Average Speed [km/h]	54.1	65.5	60.6	61.4	62.6	59.2
Top Speed [km/h]	67.2	67.3	64.6	63.6	64.3	61.6
Avg. Dist. to Rail [m]	4.7	3.2	1.6	0.4	1.5	1.8
Avg. Stride Freq. [Hz]	2.4	2.2	2.1	2.3	2.4	2.3
Avg. Stride Length [m]	6.2	8.1	8.1	7.3	7.3	7.2



- [] Ranking at each section and finish
- .-.- No data available at this section
- NA No data available



Horse/Jockey Name	Jungle Law
Final Rank	3
Fastest Section Time (Section)	0:11.13 (400m)
Top Speed [km/h] (Section)	66.2 (400m)
Race State	Finished



Sunshine Coast QLD Professional

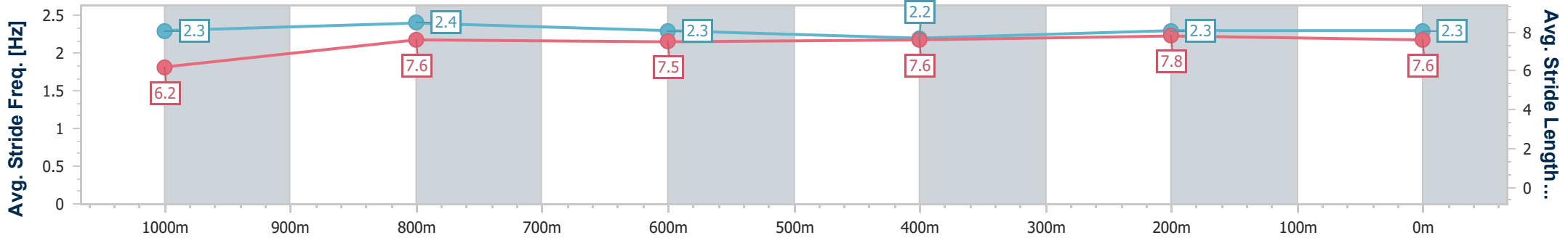
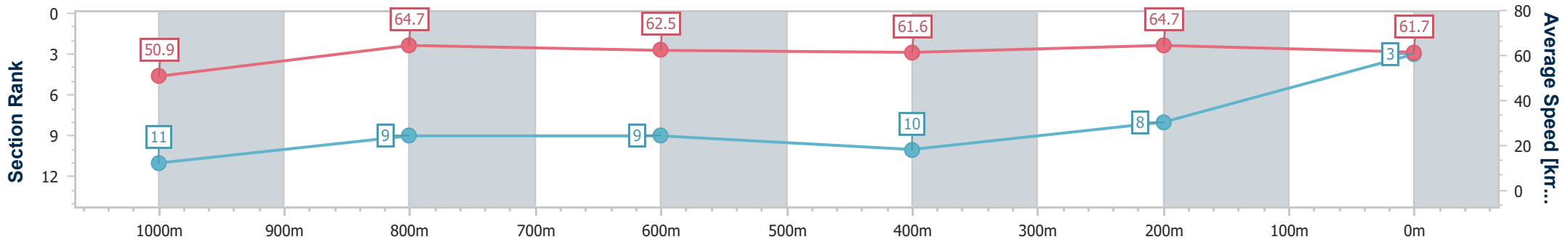
Race 2: SHERRIN RENTALS Maiden Plate - 1200m



04 September 2024 - 13:10

Track Rating: Good 4, Weather: Overcast, Rail Position: +9m Entire

Section	Overall	1000m	800m	600m	400m	200m
Section Times	1:11.83 [3] (0:14.17)	0:57.66 [11] (0:11.23)	0:46.43 [9] (0:11.72)	0:34.71 [9] (0:11.89)	0:22.82 [10] (0:11.13)	0:11.69 [8] (0:11.69)
Average Speed [km/h]	50.9	64.7	62.5	61.6	64.7	61.7
Top Speed [km/h]	65.9	65.8	64.3	63.1	66.2	63.4
Avg. Dist. to Rail [m]	5.8	2.6	3.6	3.0	5.2	6.2
Avg. Stride Freq. [Hz]	2.3	2.4	2.3	2.2	2.3	2.3
Avg. Stride Length [m]	6.2	7.6	7.5	7.6	7.8	7.6



- [] Ranking at each section and finish
- .-.- No data available at this section
- NA No data available



Horse/Jockey Name	Like Smoke
Final Rank	4
Fastest Section Time (Section)	0:11.23 (1000m)
Top Speed [km/h] (Section)	66.5 (Overall)
Race State	Finished



Sunshine Coast QLD Professional

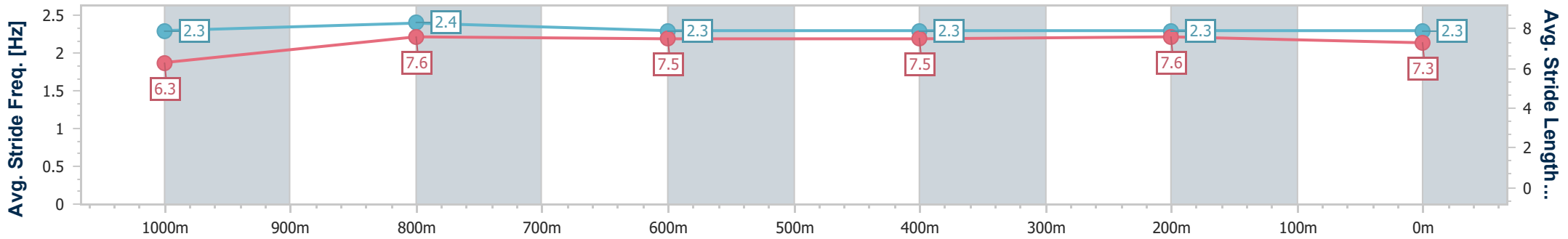
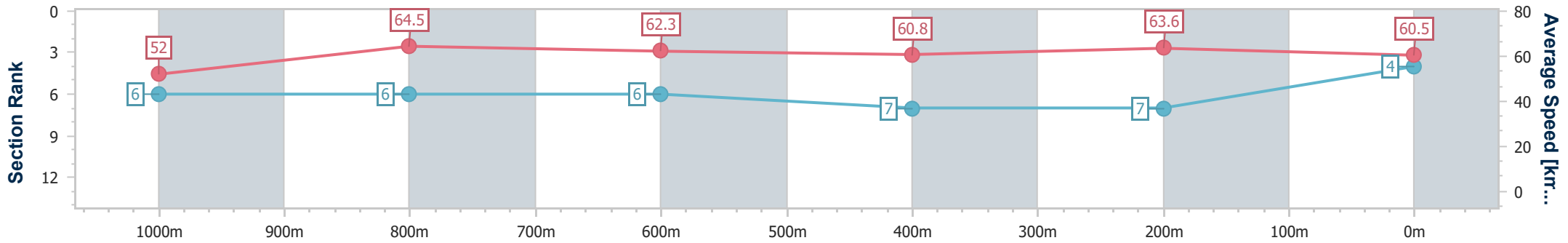
Race 2: SHERRIN RENTALS Maiden Plate - 1200m



04 September 2024 - 13:10

Track Rating: Good 4, Weather: Overcast, Rail Position: +9m Entire

Section	Overall	1000m	800m	600m	400m	200m
Section Times	1:11.96 [4] (0:13.87)	0:58.09 [6] (0:11.23)	0:46.86 [6] (0:11.72)	0:35.14 [6] (0:11.93)	0:23.21 [7] (0:11.33)	0:11.88 [7] (0:11.88)
Average Speed [km/h]	52.0	64.5	62.3	60.8	63.6	60.5
Top Speed [km/h]	66.5	66.2	64.0	63.2	64.2	63.7
Avg. Dist. to Rail [m]	9.1	3.5	2.2	1.3	1.3	2.4
Avg. Stride Freq. [Hz]	2.3	2.4	2.3	2.3	2.3	2.3
Avg. Stride Length [m]	6.3	7.6	7.5	7.5	7.6	7.3



- [] Ranking at each section and finish
- .-.- No data available at this section
- NA No data available



Horse/Jockey Name	Big Demeanor
Final Rank	5
Fastest Section Time (Section)	0:10.91 (1000m)
Top Speed [km/h] (Section)	68.9 (1000m)
Race State	Finished



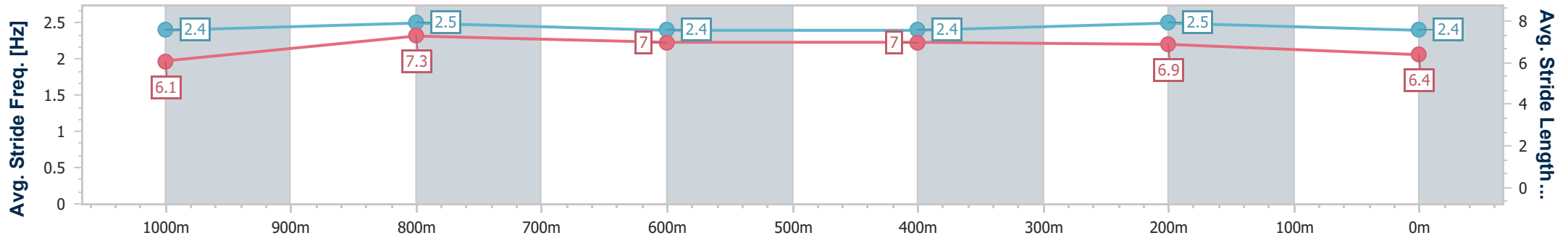
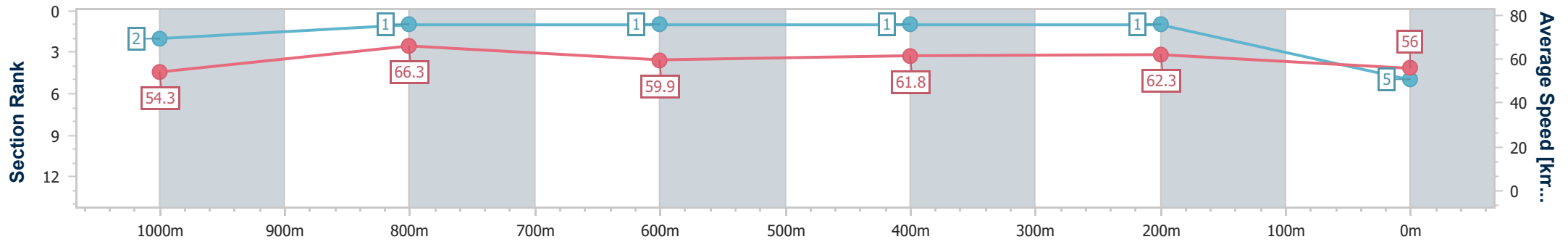
Sunshine Coast QLD Professional
Race 2: SHERRIN RENTALS Maiden Plate - 1200m



04 September 2024 - 13:10

Track Rating: Good 4, Weather: Overcast, Rail Position: +9m Entire

Section	Overall	1000m	800m	600m	400m	200m
Section Times	1:12.28 [5] (0:13.29)	0:58.99 [2] (0:10.91)	0:48.08 [1] (0:12.03)	0:36.05 [1] (0:11.64)	0:24.41 [1] (0:11.60)	0:12.81 [1] (0:12.81)
Average Speed [km/h]	54.3	66.3	59.9	61.8	62.3	56.0
Top Speed [km/h]	68.2	68.9	61.6	63.8	63.3	59.9
Avg. Dist. to Rail [m]	8.1	3.2	0.5	0.2	0.5	0.3
Avg. Stride Freq. [Hz]	2.4	2.5	2.4	2.4	2.5	2.4
Avg. Stride Length [m]	6.1	7.3	7.0	7.0	6.9	6.4



- [] Ranking at each section and finish
- .-.- No data available at this section
- NA No data available



Horse/Jockey Name	Cheerful Cat
Final Rank	6
Fastest Section Time (Section)	0:11.32 (1000m)
Top Speed [km/h] (Section)	65.9 (1000m)
Race State	Finished



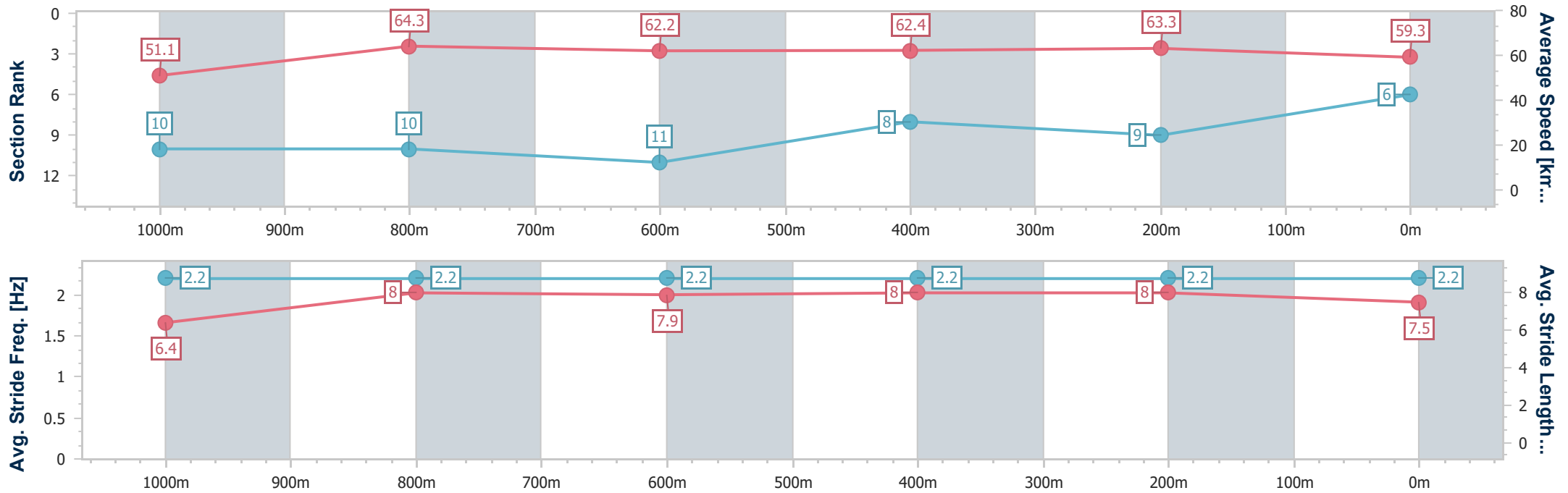
Sunshine Coast QLD Professional
Race 2: SHERRIN RENTALS Maiden Plate - 1200m



04 September 2024 - 13:10

Track Rating: Good 4, Weather: Overcast, Rail Position: +9m Entire

Section	Overall	1000m	800m	600m	400m	200m
Section Times	1:12.32 [6] (0:14.09)	0:58.23 [10] (0:11.32)	0:46.91 [10] (0:11.75)	0:35.16 [11] (0:11.65)	0:23.51 [8] (0:11.36)	0:12.15 [9]
Average Speed [km/h]	51.1	64.3	62.2	62.4	63.3	59.3
Top Speed [km/h]	65.9	65.9	63.5	64.1	64.9	61.7
Avg. Dist. to Rail [m]	7.7	4.1	2.6	2.2	4.4	6.3
Avg. Stride Freq. [Hz]	2.2	2.2	2.2	2.2	2.2	2.2
Avg. Stride Length [m]	6.4	8.0	7.9	8.0	8.0	7.5



- [] Ranking at each section and finish
- .-.- No data available at this section
- NA No data available



Horse/Jockey Name	Vocals
Final Rank	7
Fastest Section Time (Section)	0:11.42 (400m)
Top Speed [km/h] (Section)	65.0 (1000m)
Race State	Finished



Sunshine Coast QLD Professional

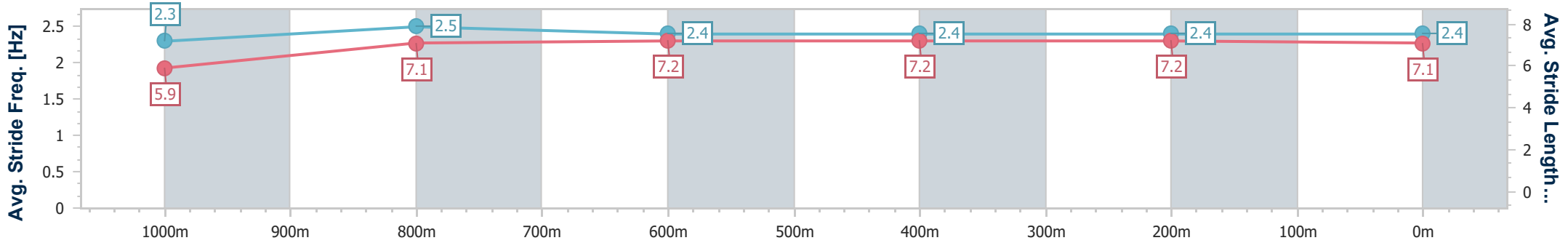
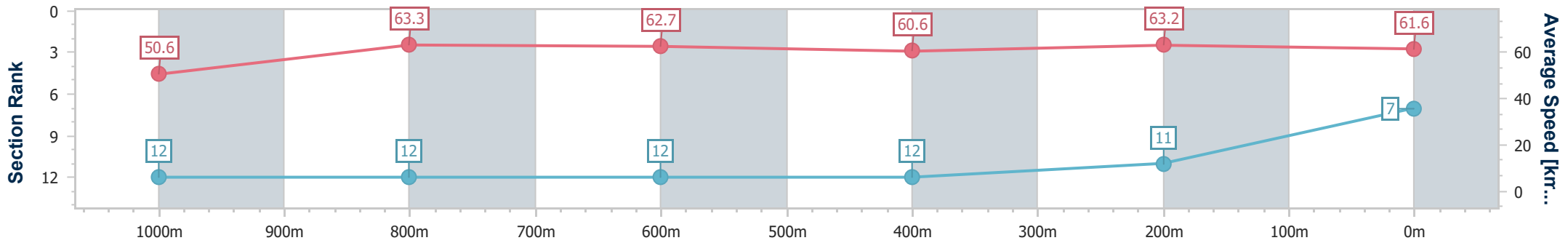
Race 2: SHERRIN RENTALS Maiden Plate - 1200m



04 September 2024 - 13:10

Track Rating: Good 4, Weather: Overcast, Rail Position: +9m Entire

Section	Overall	1000m	800m	600m	400m	200m
Section Times	1:12.35 [7] (0:14.27)	0:58.08 [12] (0:11.47)	0:46.61 [12] (0:11.55)	0:35.06 [12] (0:11.94)	0:23.12 [12] (0:11.42)	0:11.70 [11] (0:11.70)
Average Speed [km/h]	50.6	63.3	62.7	60.6	63.2	61.6
Top Speed [km/h]	63.7	65.0	64.9	61.8	64.6	64.4
Avg. Dist. to Rail [m]	9.2	2.7	1.4	1.3	0.4	1.4
Avg. Stride Freq. [Hz]	2.3	2.5	2.4	2.4	2.4	2.4
Avg. Stride Length [m]	5.9	7.1	7.2	7.2	7.2	7.1



- [] Ranking at each section and finish
- .-.- No data available at this section
- NA No data available



Horse/Jockey Name	Panther Power
Final Rank	8
Fastest Section Time (Section)	0:11.15 (1000m)
Top Speed [km/h] (Section)	67.4 (Overall)
Race State	Finished



Sunshine Coast QLD Professional

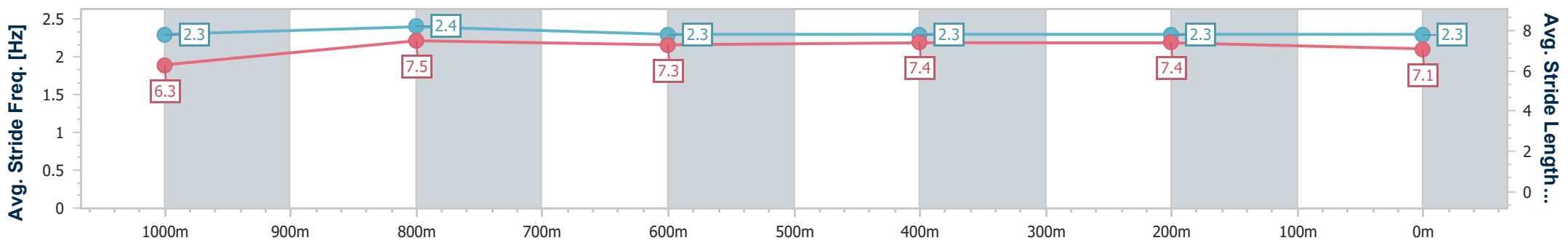
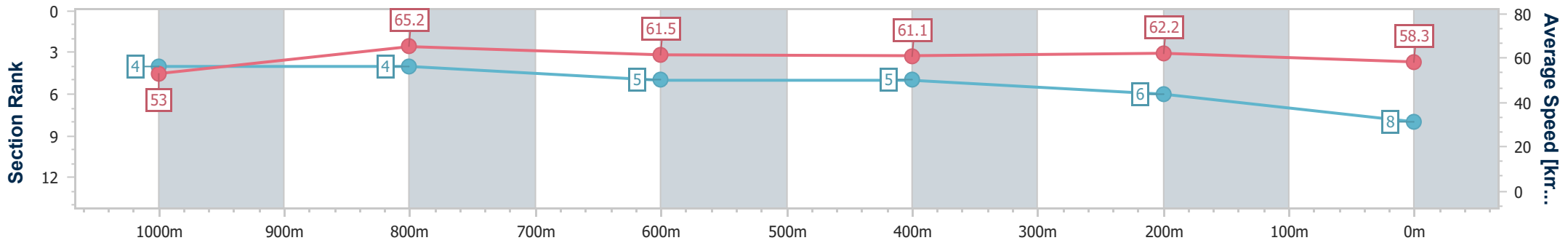
Race 2: SHERRIN RENTALS Maiden Plate - 1200m



04 September 2024 - 13:10

Track Rating: Good 4, Weather: Overcast, Rail Position: +9m Entire

Section	Overall	1000m	800m	600m	400m	200m
Section Times	1:12.39 [8] (0:13.55)	0:58.84 [4] (0:11.15)	0:47.69 [4] (0:11.89)	0:35.80 [5] (0:11.89)	0:23.91 [5] (0:11.56)	0:12.35 [6] (0:12.35)
Average Speed [km/h]	53.0	65.2	61.5	61.1	62.2	58.3
Top Speed [km/h]	67.4	67.4	63.6	62.3	63.6	61.0
Avg. Dist. to Rail [m]	3.4	2.8	2.6	1.3	1.0	1.7
Avg. Stride Freq. [Hz]	2.3	2.4	2.3	2.3	2.3	2.3
Avg. Stride Length [m]	6.3	7.5	7.3	7.4	7.4	7.1



- [] Ranking at each section and finish
- .-.- No data available at this section
- NA No data available



Horse/Jockey Name	Dane Road
Final Rank	9
Fastest Section Time (Section)	0:11.21 (1000m)
Top Speed [km/h] (Section)	66.4 (1000m)
Race State	Finished



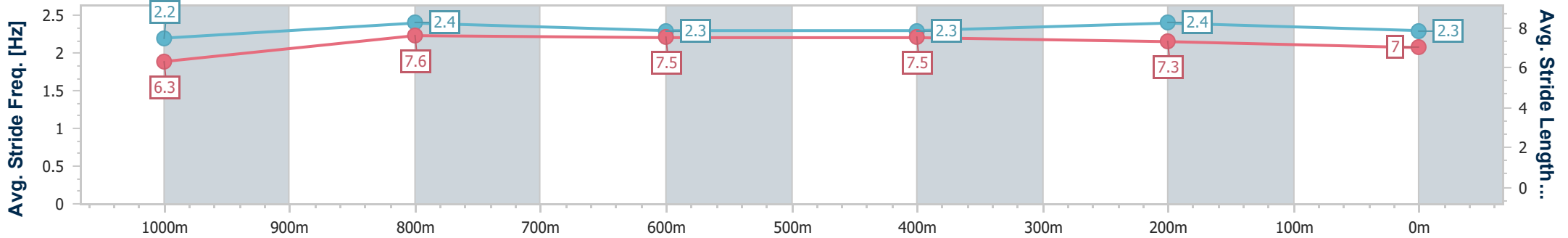
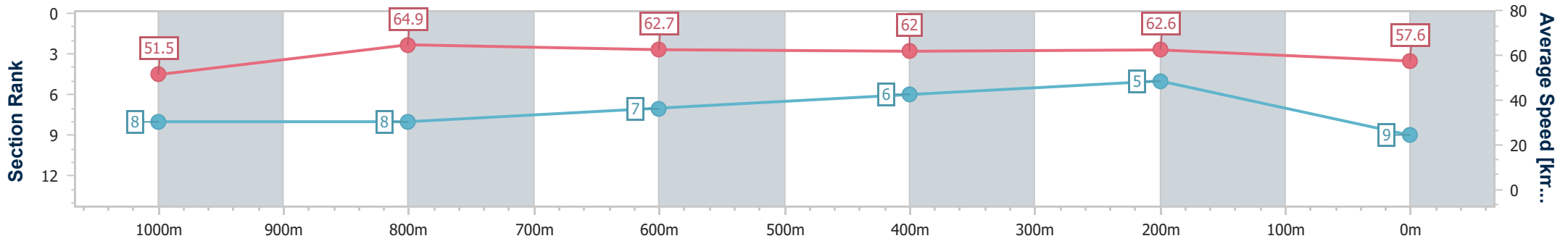
Sunshine Coast QLD Professional
Race 2: SHERRIN RENTALS Maiden Plate - 1200m



04 September 2024 - 13:10

Track Rating: Good 4, Weather: Overcast, Rail Position: +9m Entire

Section	Overall	1000m	800m	600m	400m	200m
Section Times	1:12.52 [9] (0:14.02)	0:58.50 [8] (0:11.21)	0:47.29 [8] (0:11.64)	0:35.65 [7] (0:11.65)	0:24.00 [6] (0:11.50)	0:12.50 [5] (0:12.50)
Average Speed [km/h]	51.5	64.9	62.7	62.0	62.6	57.6
Top Speed [km/h]	66.2	66.4	63.3	63.5	64.0	60.0
Avg. Dist. to Rail [m]	10.8	4.2	2.1	0.6	2.1	3.9
Avg. Stride Freq. [Hz]	2.2	2.4	2.3	2.3	2.4	2.3
Avg. Stride Length [m]	6.3	7.6	7.5	7.5	7.3	7.0



- [] Ranking at each section and finish
- .-.- No data available at this section
- NA No data available



Horse/Jockey Name	Catalan Comet
Final Rank	10
Fastest Section Time (Section)	0:11.09 (1000m)
Top Speed [km/h] (Section)	67.6 (Overall)
Race State	Finished



Sunshine Coast QLD Professional

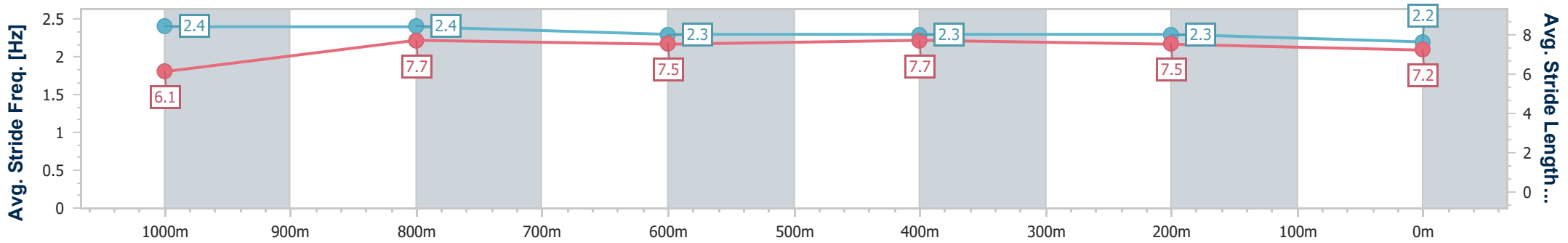
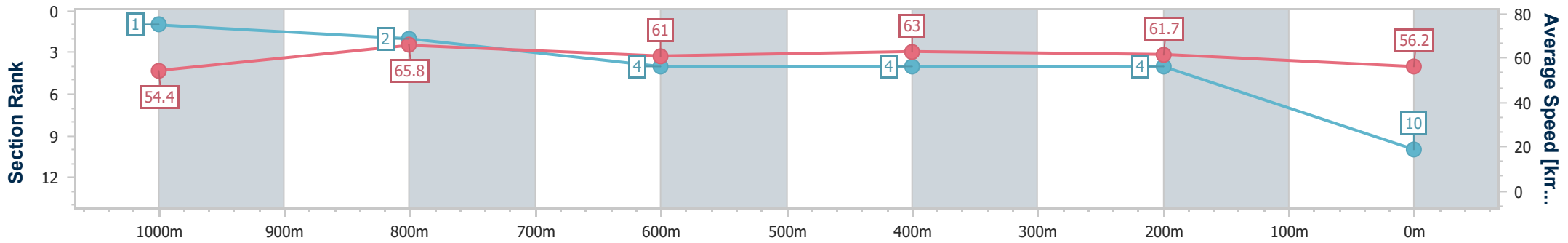
Race 2: SHERRIN RENTALS Maiden Plate - 1200m



04 September 2024 - 13:10

Track Rating: Good 4, Weather: Overcast, Rail Position: +9m Entire

Section	Overall	1000m	800m	600m	400m	200m
Section Times	1:12.60 [10] (0:13.23)	0:59.37 [1] (0:11.09)	0:48.28 [2] (0:12.19)	0:36.09 [4] (0:11.69)	0:24.40 [4] (0:11.62)	0:12.78 [4] (0:12.78)
Average Speed [km/h]	54.4	65.8	61.0	63.0	61.7	56.2
Top Speed [km/h]	67.6	66.9	63.5	63.8	63.6	59.6
Avg. Dist. to Rail [m]	6.6	4.7	5.4	3.8	3.2	3.1
Avg. Stride Freq. [Hz]	2.4	2.4	2.3	2.3	2.3	2.2
Avg. Stride Length [m]	6.1	7.7	7.5	7.7	7.5	7.2



- [] Ranking at each section and finish
- .-.- No data available at this section
- NA No data available



Horse/Jockey Name	Blueprint
Final Rank	11
Fastest Section Time (Section)	0:11.37 (1000m)
Top Speed [km/h] (Section)	65.1 (Overall)
Race State	Finished



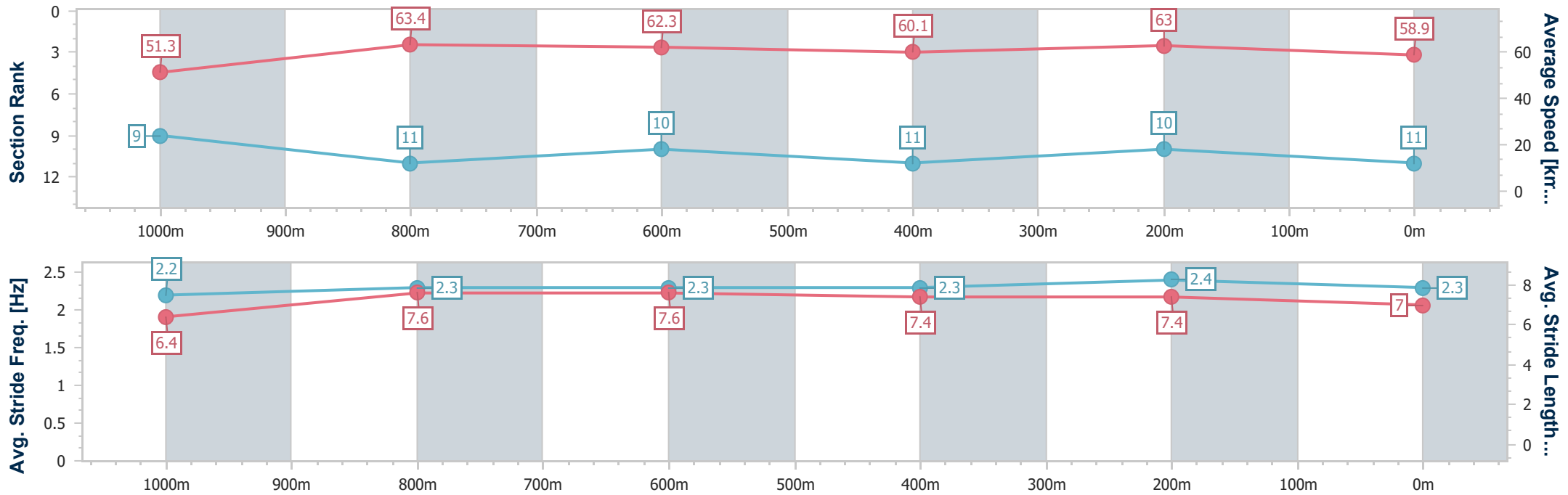
Sunshine Coast QLD Professional
Race 2: SHERRIN RENTALS Maiden Plate - 1200m



04 September 2024 - 13:10

Track Rating: Good 4, Weather: Overcast, Rail Position: +9m Entire

Section	Overall	1000m	800m	600m	400m	200m
Section Times	1:12.76 [11] (0:14.09)	0:58.67 [9] (0:11.37)	0:47.30 [11] (0:11.68)	0:35.62 [10] (0:11.96)	0:23.66 [11] (0:11.44)	0:12.22 [10]
Average Speed [km/h]	51.3	63.4	62.3	60.1	63.0	58.9
Top Speed [km/h]	65.1	64.7	64.1	61.6	63.8	61.5
Avg. Dist. to Rail [m]	3.3	2.1	1.0	0.2	2.0	3.1
Avg. Stride Freq. [Hz]	2.2	2.3	2.3	2.3	2.4	2.3
Avg. Stride Length [m]	6.4	7.6	7.6	7.4	7.4	7.0



- [] Ranking at each section and finish
- .-.- No data available at this section
- NA No data available



Horse/Jockey Name	Gervonta
Final Rank	12
Fastest Section Time (Section)	0:11.27 (1000m)
Top Speed [km/h] (Section)	65.5 (Overall)
Race State	Finished



Sunshine Coast QLD Professional

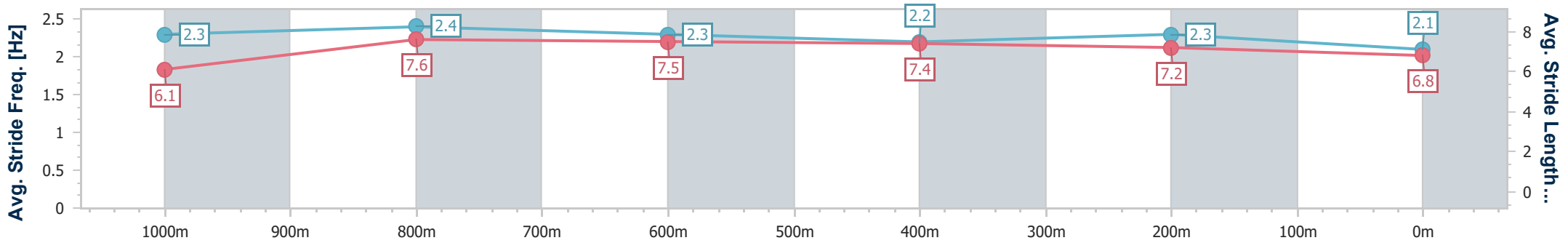
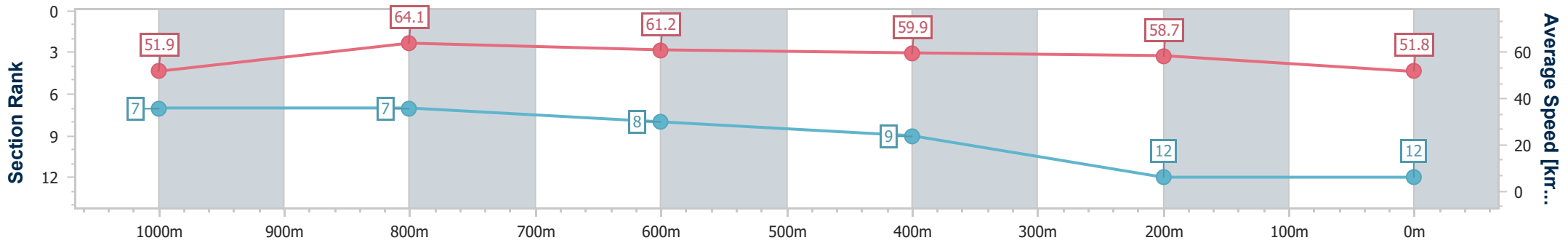
Race 2: SHERRIN RENTALS Maiden Plate - 1200m



04 September 2024 - 13:10

Track Rating: Good 4, Weather: Overcast, Rail Position: +9m Entire

Section	Overall	1000m	800m	600m	400m	200m
Section Times	1:15.08 [12] (0:13.90)	1:01.18 [7] (0:11.27)	0:49.91 [7] (0:11.78)	0:38.13 [8] (0:11.97)	0:26.16 [9] (0:12.25)	0:13.91 [12] (0:13.91)
Average Speed [km/h]	51.9	64.1	61.2	59.9	58.7	51.8
Top Speed [km/h]	65.5	65.4	62.9	60.9	60.5	56.1
Avg. Dist. to Rail [m]	5.0	1.5	0.4	0.8	0.9	1.6
Avg. Stride Freq. [Hz]	2.3	2.4	2.3	2.2	2.3	2.1
Avg. Stride Length [m]	6.1	7.6	7.5	7.4	7.2	6.8



- [] Ranking at each section and finish
- .-.- No data available at this section
- NA No data available



Sunshine Coast QLD Professional
Race 3: KEVLACAT POWER BOATS AUSTRALIA Class 5 Handicap - 1600m
04 September 2024 - 13:43



Track Rating: Good 4, Weather: Overcast, Rail Position: +9m Entire

Section		Overall	1400m	1200m	1000m	800m	600m	400m	Last 600m				
Field Times		1:36.15 (0:13.19)	1:22.96 (0:11.16)	1:11.80 (0:11.39)	1:00.41 (0:12.17)	0:48.24 (0:12.65)	0:35.59 (0:12.32)	0:23.27 (0:11.58)	0:35.59				
Rank	TAB Horse/Jockey	Barrier	Top Speed [km/h]	Fastest Section									Distance Travelled [m]
1	3 SEBRING GIRL Cody Collis	2	66.8 1400m	0:11.11 1400m	1:36.15 [1] (0:13.46)	1:22.69 [6] (0:11.11)	1:11.58 [5] (0:11.67)	0:59.91 [5] (0:12.20)	0:47.71 [5] (0:12.67)	0:35.04 [6] (0:12.15)	0:22.89 [5] (0:11.29)	0:35.04	
2	7 ULTIMATE OUTCOME Nikita Beriman	4	68.4 Overall	0:11.18 1400m	1:36.31 [2] (0:13.19)	1:23.12 [1] (0:11.18)	1:11.94 [2] (0:11.60)	1:00.34 [4] (0:12.16)	0:48.18 [3] (0:12.71)	0:35.47 [3] (0:12.17)	0:23.30 [3] (0:11.45)	0:35.47	+1
3	1 ALVERDUN Justin Huxtable	1	66.2 Overall	0:11.27 1400m	1:36.35 [3] (0:13.34)	1:23.01 [4] (0:11.27)	1:11.74 [6] (0:11.71)	1:00.03 [6] (0:12.21)	0:47.82 [7] (0:12.52)	0:35.30 [5] (0:12.32)	0:22.98 [6] (0:11.28)	0:35.30	-6
4	8 STEP ON FIRE Georgina Cartwright	6	66.2 Overall	0:11.23 1400m	1:36.46 [4] (0:13.61)	1:22.85 [7] (0:11.23)	1:11.62 [7] (0:11.53)	1:00.09 [7] (0:12.11)	0:47.98 [6] (0:12.86)	0:35.12 [8] (0:12.08)	0:23.04 [7] (0:11.31)	0:35.12	-1
5	2 TWIGMAN Andrew Mallyon	7	67.2 Overall	0:11.02 1400m	1:36.55 [5] (0:13.42)	1:23.13 [5] (0:11.02)	1:12.11 [4] (0:11.30)	1:00.81 [1] (0:12.17)	0:48.64 [1] (0:12.71)	0:35.93 [2] (0:12.28)	0:23.65 [2] (0:11.60)	0:35.93	+2
6	4 TYNDRUM GOLD Jag Guthmann-Chester	3	67.2 1400m	0:11.16 1400m	1:36.62 [6] (0:13.22)	1:23.40 [2] (0:11.16)	1:12.24 [3] (0:11.55)	1:00.69 [3] (0:12.28)	0:48.41 [4] (0:12.63)	0:35.78 [4] (0:12.36)	0:23.42 [4] (0:11.55)	0:35.78	-8
7	6 O'MISS BEHAVING Emily Lang	8	65.6 1400m	0:11.20 1400m	1:36.64 [7] (0:13.69)	1:22.95 [8] (0:11.20)	1:11.75 [8] (0:11.68)	1:00.07 [8] (0:12.07)	0:48.00 [8] (0:12.62)	0:35.38 [7] (0:12.19)	0:23.19 [8] (0:11.34)	0:35.38	+2
8	5 TELEPHONE BOOTH Angela Jones	5	67.9 Overall	0:11.08 1400m	1:37.15 [8] (0:13.27)	1:23.88 [3] (0:11.08)	1:12.80 [1] (0:11.49)	1:01.31 [2] (0:12.11)	0:49.20 [2] (0:12.61)	0:36.59 [1] (0:12.32)	0:24.27 [1] (0:11.94)	0:36.59	-3

[] Ranking at each section and finish
 -:-:- No data available at this section
 NA No data available

SCN Saddle cloth number
 DNF Did not finish
 DNT Did not track



Sunshine Coast QLD Professional
Race 3: KEVLACAT POWER BOATS AUSTRALIA Class 5 Handicap - 1600m
04 September 2024 - 13:43



Track Rating: Good 4, Weather: Overcast, Rail Position: +9m Entire

Section							200m			Last 600m	
Field Times							0:11.69			0:35.59	
Rank	TAB	Horse/Jockey	Barrier	Top Speed [km/h]	Fastest Section	Margin				Distance Travelled [m]	
1	3	SEBRING GIRL Cody Collis	2	66.8 1400m	0:11.11 1400m	0:11.60 [3] (0:11.60)	1:36.15			0:35.04	
2	7	ULTIMATE OUTCOME Nikita Beriman	4	68.4 Overall	0:11.18 1400m	0:11.85 [1] (0:11.85)	0.8L			0:35.47	+1
3	1	ALVERDUN Justin Huxtable	1	66.2 Overall	0:11.27 1400m	0:11.70 [4] (0:11.70)	1L			0:35.30	-6
4	8	STEP ON FIRE Georgina Cartwright	6	66.2 Overall	0:11.23 1400m	0:11.73 [5] (0:11.73)	1.5L			0:35.12	-1
5	2	TWIGMAN Andrew Mallyon	7	67.2 Overall	0:11.02 1400m	0:12.05 [2] (0:12.05)	1.9L			0:35.93	+2
6	4	TYNDRUM GOLD Jag Guthmann-Chester	3	67.2 1400m	0:11.16 1400m	0:11.87 [6] (0:11.87)	2.2L			0:35.78	-8
7	6	O'MISS BEHAVING Emily Lang	8	65.6 1400m	0:11.20 1400m	0:11.85 [7] (0:11.85)	2.3L			0:35.38	+2
8	5	TELEPHONE BOOTH Angela Jones	5	67.9 Overall	0:11.08 1400m	0:12.33 [8] (0:12.33)	5.3L			0:36.59	-3

[] Ranking at each section and finish
 -:-:-:- No data available at this section
 NA No data available

SCN Saddle cloth number
 DNF Did not finish
 DNT Did not track



Horse/Jockey Name	Sebring Girl
Final Rank	1
Fastest Section Time (Section)	0:11.11 (1400m)
Top Speed [km/h] (Section)	66.8 (1400m)
Race State	Finished



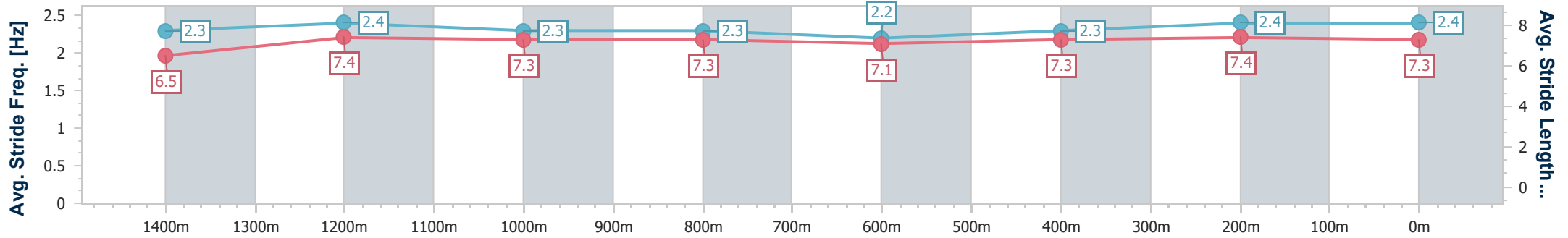
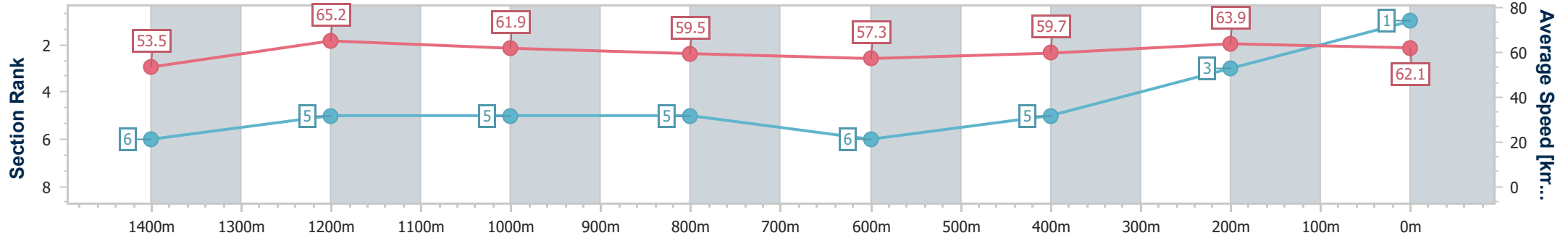
Sunshine Coast QLD Professional
Race 3: KEVLACAT POWER BOATS AUSTRALIA Class 5
Handicap - 1600m



04 September 2024 - 13:43

Track Rating: Good 4, Weather: Overcast, Rail Position: +9m Entire

Section	Overall	1400m	1200m	1000m	800m	600m	400m	200m
Section Times	1:36.15 [1] (0:13.46)	1:22.69 [6] (0:11.11)	1:11.58 [5] (0:11.67)	0:59.91 [5] (0:12.20)	0:47.71 [5] (0:12.67)	0:35.04 [6] (0:12.15)	0:22.89 [5] (0:11.29)	0:11.60 [3] (0:11.60)
Average Speed [km/h]	53.5	65.2	61.9	59.5	57.3	59.7	63.9	62.1
Top Speed [km/h]	65.2	66.8	63.9	61.8	58.4	61.5	65.3	64.7
Avg. Dist. to Rail [m]	3.0	2.6	2.9	2.8	1.9	1.3	2.9	3.8
Avg. Stride Freq. [Hz]	2.3	2.4	2.3	2.3	2.2	2.3	2.4	2.4
Avg. Stride Length [m]	6.5	7.4	7.3	7.3	7.1	7.3	7.4	7.3



- [] Ranking at each section and finish
- .-.- No data available at this section
- NA No data available



Horse/Jockey Name	Ultimate Outcome
Final Rank	2
Fastest Section Time (Section)	0:11.18 (1400m)
Top Speed [km/h] (Section)	68.4 (Overall)
Race State	Finished



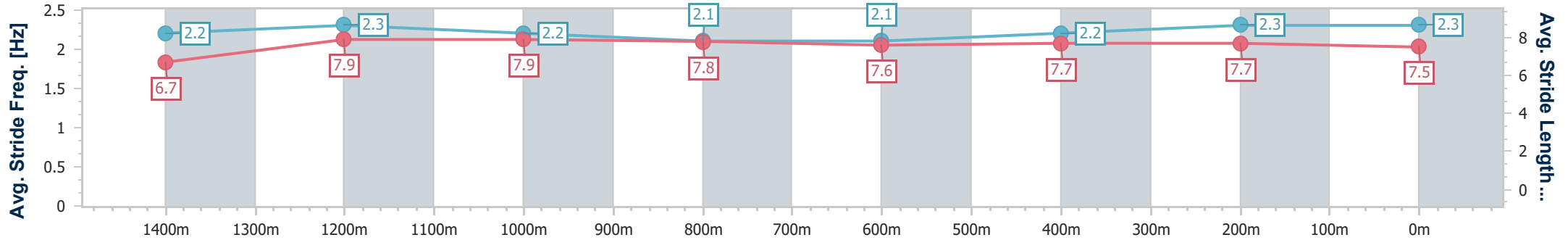
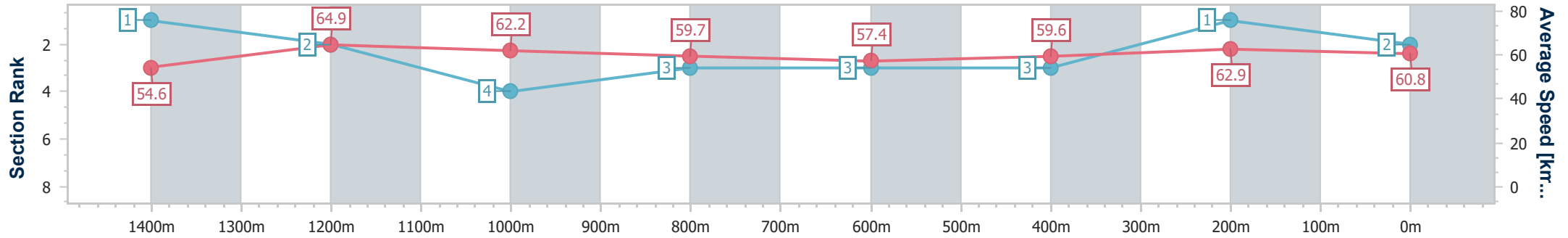
Sunshine Coast QLD Professional
Race 3: KEVLACAT POWER BOATS AUSTRALIA Class 5
Handicap - 1600m



04 September 2024 - 13:43

Track Rating: Good 4, Weather: Overcast, Rail Position: +9m Entire

Section	Overall	1400m	1200m	1000m	800m	600m	400m	200m
Section Times	1:36.31 [2] (0:13.19)	1:23.12 [1] (0:11.18)	1:11.94 [2] (0:11.60)	1:00.34 [4] (0:12.16)	0:48.18 [3] (0:12.71)	0:35.47 [3] (0:12.17)	0:23.30 [3] (0:11.45)	0:11.85 [1] (0:11.85)
Average Speed [km/h]	54.6	64.9	62.2	59.7	57.4	59.6	62.9	60.8
Top Speed [km/h]	68.4	67.8	63.4	61.7	58.3	60.9	63.5	62.8
Avg. Dist. to Rail [m]	5.5	3.2	3.4	2.8	2.4	1.7	2.3	2.4
Avg. Stride Freq. [Hz]	2.2	2.3	2.2	2.1	2.1	2.2	2.3	2.3
Avg. Stride Length [m]	6.7	7.9	7.9	7.8	7.6	7.7	7.7	7.5



- [] Ranking at each section and finish
- .-.- No data available at this section
- NA No data available



Horse/Jockey Name	Alverdun
Final Rank	3
Fastest Section Time (Section)	0:11.27 (1400m)
Top Speed [km/h] (Section)	66.2 (Overall)
Race State	Finished



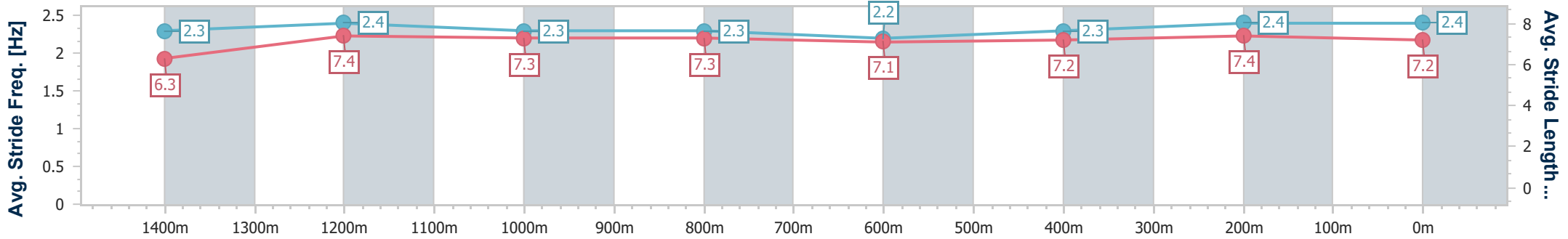
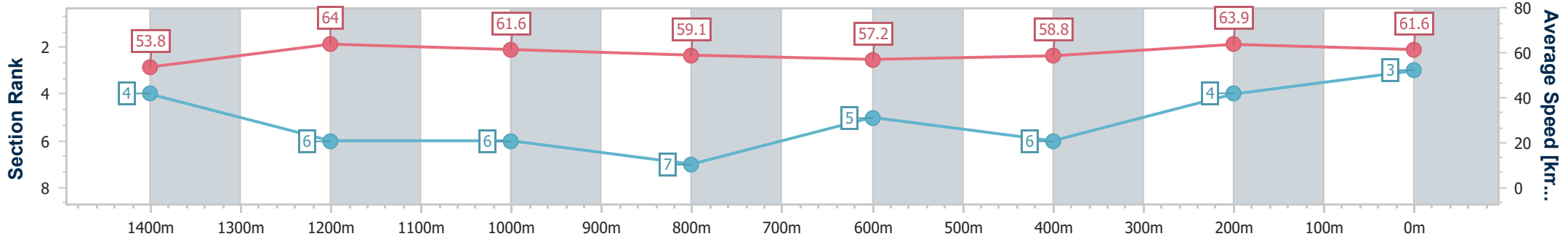
Sunshine Coast QLD Professional
Race 3: KEVLACAT POWER BOATS AUSTRALIA Class 5
Handicap - 1600m



04 September 2024 - 13:43

Track Rating: Good 4, Weather: Overcast, Rail Position: +9m Entire

Section	Overall	1400m	1200m	1000m	800m	600m	400m	200m
Section Times	1:36.35 [3] (0:13.34)	1:23.01 [4] (0:11.27)	1:11.74 [6] (0:11.71)	1:00.03 [6] (0:12.21)	0:47.82 [7] (0:12.52)	0:35.30 [5] (0:12.32)	0:22.98 [6] (0:11.28)	0:11.70 [4] (0:11.70)
Average Speed [km/h]	53.8	64.0	61.6	59.1	57.2	58.8	63.9	61.6
Top Speed [km/h]	66.2	66.2	63.5	61.4	58.0	61.9	65.3	62.8
Avg. Dist. to Rail [m]	2.1	1.1	1.4	0.8	0.9	1.1	0.6	0.6
Avg. Stride Freq. [Hz]	2.3	2.4	2.3	2.3	2.2	2.3	2.4	2.4
Avg. Stride Length [m]	6.3	7.4	7.3	7.3	7.1	7.2	7.4	7.2



- [] Ranking at each section and finish
- .-.- No data available at this section
- NA No data available



Horse/Jockey Name	Step On Fire
Final Rank	4
Fastest Section Time (Section)	0:11.23 (1400m)
Top Speed [km/h] (Section)	66.2 (Overall)
Race State	Finished



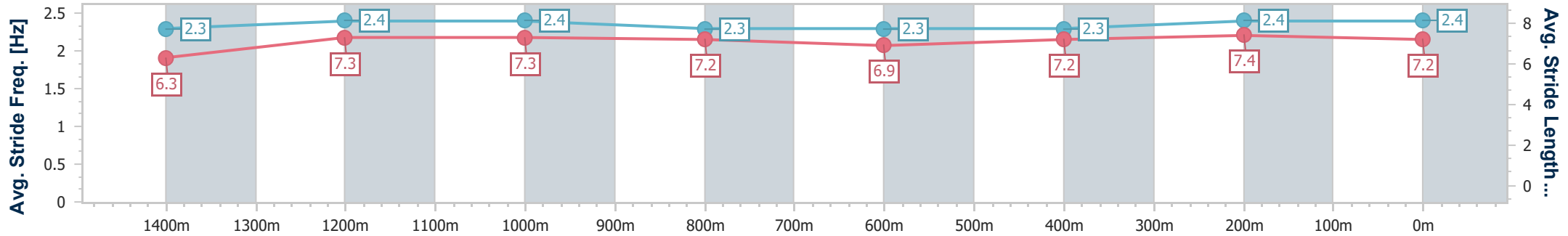
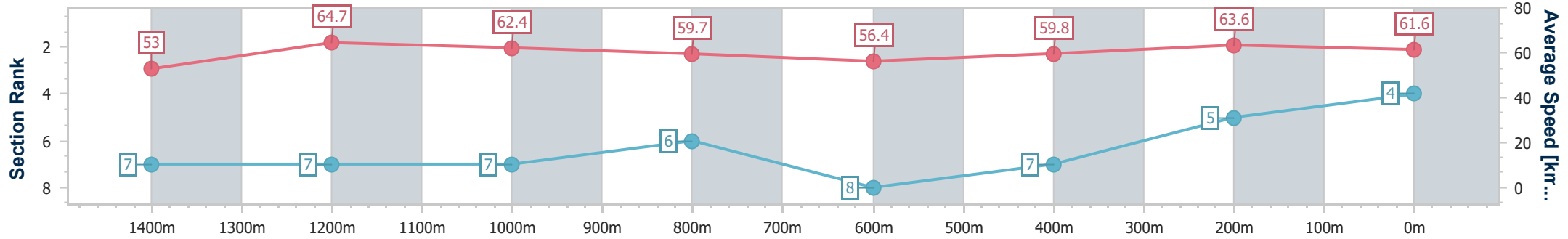
Sunshine Coast QLD Professional
Race 3: KEVLACAT POWER BOATS AUSTRALIA Class 5
Handicap - 1600m



04 September 2024 - 13:43

Track Rating: Good 4, Weather: Overcast, Rail Position: +9m Entire

Section	Overall	1400m	1200m	1000m	800m	600m	400m	200m
Section Times	1:36.46 [4] (0:13.61)	1:22.85 [7] (0:11.23)	1:11.62 [7] (0:11.53)	1:00.09 [7] (0:12.11)	0:47.98 [6] (0:12.86)	0:35.12 [8] (0:12.08)	0:23.04 [7] (0:11.31)	0:11.73 [5] (0:11.73)
Average Speed [km/h]	53.0	64.7	62.4	59.7	56.4	59.8	63.6	61.6
Top Speed [km/h]	66.2	65.8	64.3	61.8	58.3	63.5	64.9	64.3
Avg. Dist. to Rail [m]	5.9	2.3	2.4	2.1	1.2	0.4	1.1	1.3
Avg. Stride Freq. [Hz]	2.3	2.4	2.4	2.3	2.3	2.3	2.4	2.4
Avg. Stride Length [m]	6.3	7.3	7.3	7.2	6.9	7.2	7.4	7.2



- [] Ranking at each section and finish
- .-.- No data available at this section
- NA No data available



Horse/Jockey Name	Twigman
Final Rank	5
Fastest Section Time (Section)	0:11.02 (1400m)
Top Speed [km/h] (Section)	67.2 (Overall)
Race State	Finished



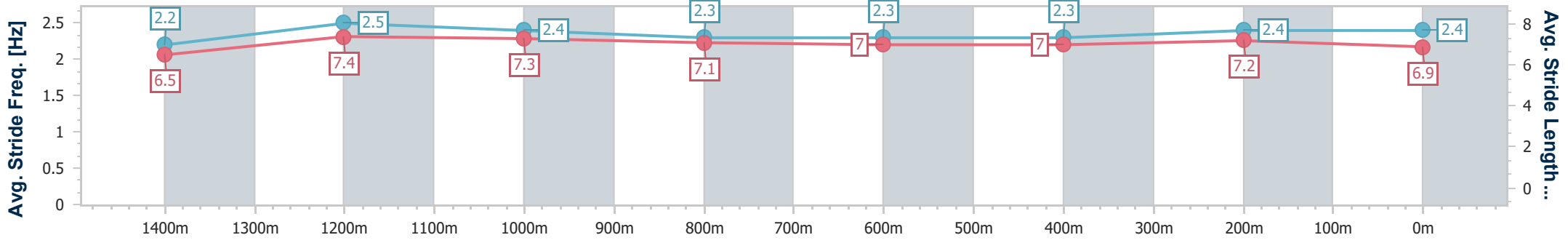
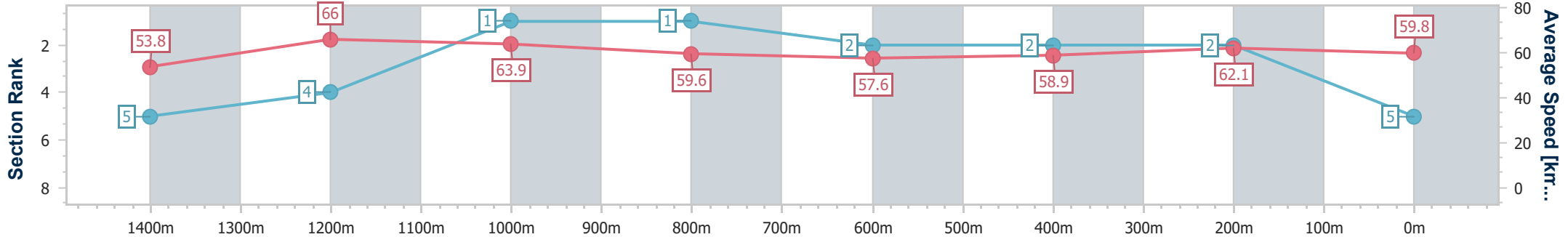
Sunshine Coast QLD Professional
Race 3: KEVLACAT POWER BOATS AUSTRALIA Class 5
Handicap - 1600m



04 September 2024 - 13:43

Track Rating: Good 4, Weather: Overcast, Rail Position: +9m Entire

Section	Overall	1400m	1200m	1000m	800m	600m	400m	200m
Section Times	1:36.55 [5] (0:13.42)	1:23.13 [5] (0:11.02)	1:12.11 [4] (0:11.30)	1:00.81 [1] (0:12.17)	0:48.64 [1] (0:12.71)	0:35.93 [2] (0:12.28)	0:23.65 [2] (0:11.60)	0:12.05 [2] (0:12.05)
Average Speed [km/h]	53.8	66.0	63.9	59.6	57.6	58.9	62.1	59.8
Top Speed [km/h]	67.2	66.8	65.0	62.0	58.7	60.5	62.7	62.0
Avg. Dist. to Rail [m]	8.1	4.3	4.8	3.2	2.3	1.1	0.7	0.4
Avg. Stride Freq. [Hz]	2.2	2.5	2.4	2.3	2.3	2.3	2.4	2.4
Avg. Stride Length [m]	6.5	7.4	7.3	7.1	7.0	7.0	7.2	6.9



- [] Ranking at each section and finish
- .-.- No data available at this section
- NA No data available



Horse/Jockey Name	Tyndrum Gold
Final Rank	6
Fastest Section Time (Section)	0:11.16 (1400m)
Top Speed [km/h] (Section)	67.2 (1400m)
Race State	Finished



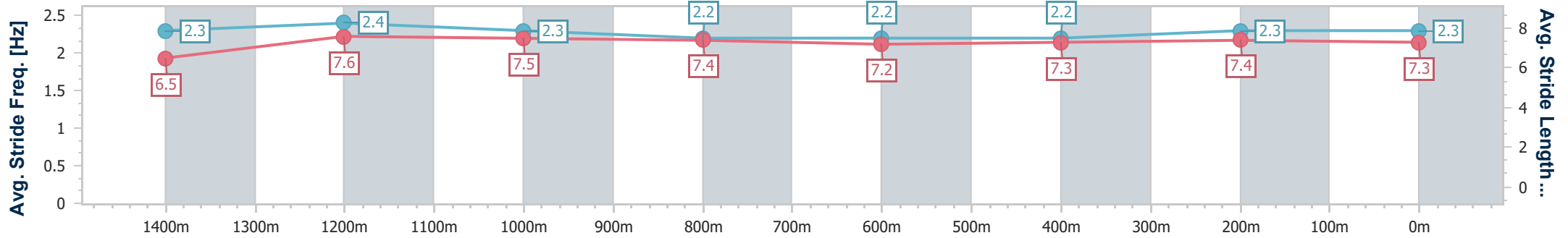
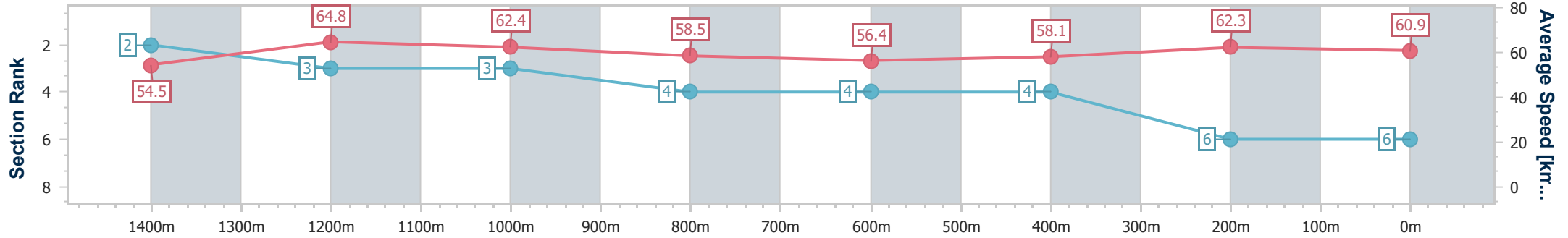
Sunshine Coast QLD Professional
Race 3: KEVLACAT POWER BOATS AUSTRALIA Class 5
Handicap - 1600m



04 September 2024 - 13:43

Track Rating: Good 4, Weather: Overcast, Rail Position: +9m Entire

Section	Overall	1400m	1200m	1000m	800m	600m	400m	200m
Section Times	1:36.62 [6] (0:13.22)	1:23.40 [2] (0:11.16)	1:12.24 [3] (0:11.55)	1:00.69 [3] (0:12.28)	0:48.41 [4] (0:12.63)	0:35.78 [4] (0:12.36)	0:23.42 [4] (0:11.55)	0:11.87 [6] (0:11.87)
Average Speed [km/h]	54.5	64.8	62.4	58.5	56.4	58.1	62.3	60.9
Top Speed [km/h]	66.2	67.2	64.3	61.8	57.1	60.1	63.5	63.0
Avg. Dist. to Rail [m]	3.9	1.5	0.4	0.5	1.5	0.4	0.9	2.4
Avg. Stride Freq. [Hz]	2.3	2.4	2.3	2.2	2.2	2.2	2.3	2.3
Avg. Stride Length [m]	6.5	7.6	7.5	7.4	7.2	7.3	7.4	7.3



- [] Ranking at each section and finish
- .-.- No data available at this section
- NA No data available



Horse/Jockey Name	O'miss Behaving
Final Rank	7
Fastest Section Time (Section)	0:11.20 (1400m)
Top Speed [km/h] (Section)	65.6 (1400m)
Race State	Finished



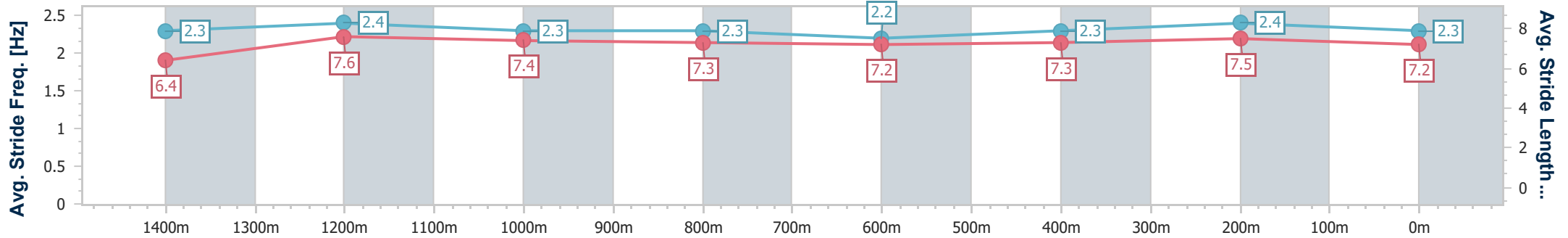
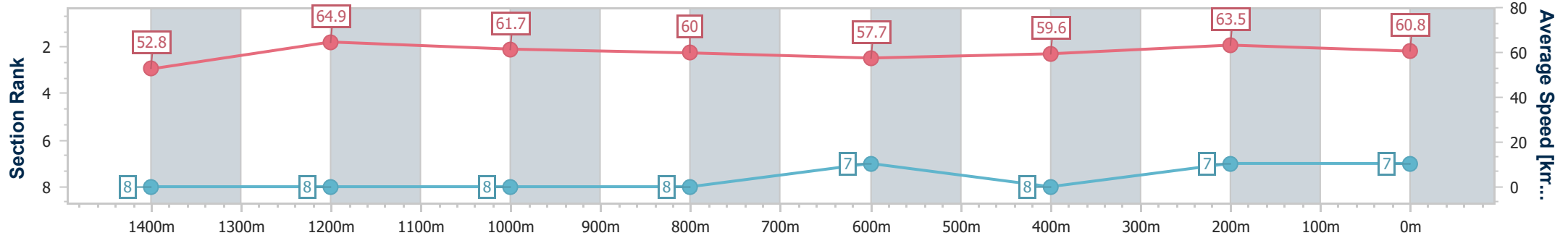
Sunshine Coast QLD Professional
Race 3: KEVLACAT POWER BOATS AUSTRALIA Class 5
Handicap - 1600m



04 September 2024 - 13:43

Track Rating: Good 4, Weather: Overcast, Rail Position: +9m Entire

Section	Overall	1400m	1200m	1000m	800m	600m	400m	200m
Section Times	1:36.64 [7] (0:13.69)	1:22.95 [8] (0:11.20)	1:11.75 [8] (0:11.68)	1:00.07 [8] (0:12.07)	0:48.00 [8] (0:12.62)	0:35.38 [7] (0:12.19)	0:23.19 [8] (0:11.34)	0:11.85 [7] (0:11.85)
Average Speed [km/h]	52.8	64.9	61.7	60.0	57.7	59.6	63.5	60.8
Top Speed [km/h]	64.3	65.6	64.5	61.8	59.6	61.7	64.6	63.1
Avg. Dist. to Rail [m]	9.0	3.3	3.3	3.2	2.1	1.3	3.2	4.0
Avg. Stride Freq. [Hz]	2.3	2.4	2.3	2.3	2.2	2.3	2.4	2.3
Avg. Stride Length [m]	6.4	7.6	7.4	7.3	7.2	7.3	7.5	7.2



- [] Ranking at each section and finish
- .-.- No data available at this section
- NA No data available



Horse/Jockey Name	Telephone Booth
Final Rank	8
Fastest Section Time (Section)	0:11.08 (1400m)
Top Speed [km/h] (Section)	67.9 (Overall)
Race State	Finished



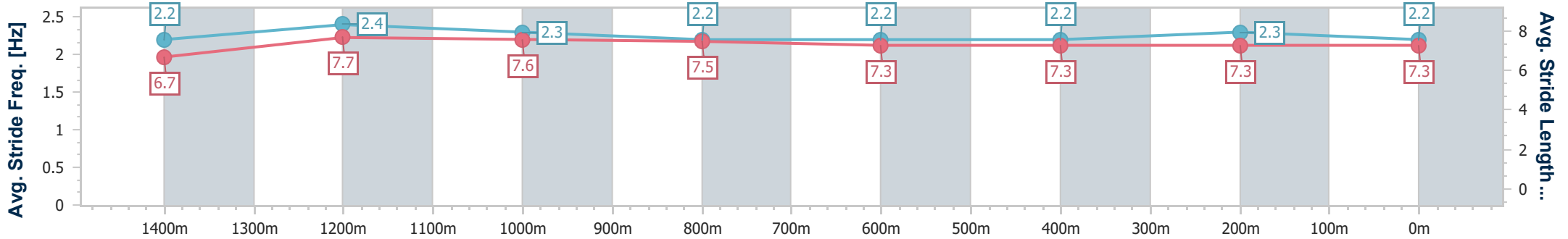
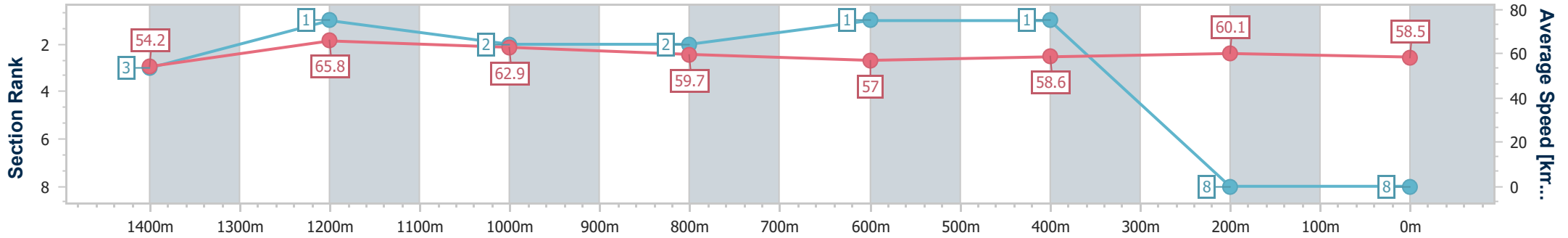
Sunshine Coast QLD Professional
Race 3: KEVLACAT POWER BOATS AUSTRALIA Class 5
Handicap - 1600m



04 September 2024 - 13:43

Track Rating: Good 4, Weather: Overcast, Rail Position: +9m Entire

Section	Overall	1400m	1200m	1000m	800m	600m	400m	200m
Section Times	1:37.15 [8] (0:13.27)	1:23.88 [3] (0:11.08)	1:12.80 [1] (0:11.49)	1:01.31 [2] (0:12.11)	0:49.20 [2] (0:12.61)	0:36.59 [1] (0:12.32)	0:24.27 [1] (0:11.94)	0:12.33 [8] (0:12.33)
Average Speed [km/h]	54.2	65.8	62.9	59.7	57.0	58.6	60.1	58.5
Top Speed [km/h]	67.9	67.8	64.1	62.8	58.0	59.9	61.1	59.4
Avg. Dist. to Rail [m]	6.5	4.7	3.1	1.7	0.5	0.4	0.6	0.1
Avg. Stride Freq. [Hz]	2.2	2.4	2.3	2.2	2.2	2.2	2.3	2.2
Avg. Stride Length [m]	6.7	7.7	7.6	7.5	7.3	7.3	7.3	7.3



- [] Ranking at each section and finish
- .-.- No data available at this section
- NA No data available



Sunshine Coast QLD Professional
Race 4: HIGGINS COATINGS Class 6 Handicap - 1000m
04 September 2024 - 14:19



Track Rating: Good 4, Weather: Fine, Rail Position: +9m Entire

Section											Last 600m	
Field Times		Overall	800m	600m	400m	200m						0:32.78
		0:57.31 (0:13.69)	0:43.62 (0:10.84)	0:32.78 (0:10.86)	0:21.92 (0:10.63)	0:11.29 (0:11.29)						
Rank	TAB Horse/Jockey	Barrier	Top Speed [km/h]	Fastest Section							Margin	Distance Travelled [m]
1	3 RELIABLE RUBY Robbie Dolan	1	68.5 400m	0:10.61 400m	0:57.31 [1] (0:13.82)	0:43.49 [3] (0:11.00)	0:32.49 [3] (0:10.69)	0:21.80 [3] (0:10.61)	0:11.19 [2] (0:11.19)	0:57.31	0:32.49	
2	4 MUSCHIALLI Emily Lang	8	69.0 400m	0:10.63 400m	0:57.42 [2] (0:13.73)	0:43.69 [2] (0:10.84)	0:32.85 [2] (0:10.82)	0:22.03 [1] (0:10.63)	0:11.40 [1] (0:11.40)	0.5L	0:32.85	+2
3	1 EMPEROR Cody Collis	4	70.0 400m	0:10.45 400m	0:57.73 [3] (0:14.42)	0:43.31 [8] (0:10.95)	0:32.36 [8] (0:10.70)	0:21.66 [7] (0:10.45)	0:11.21 [5] (0:11.21)	2.3L	0:32.36	-2
4	6 INVINOVICH Nikita Beriman	3	69.0 600m	0:10.65 400m	0:57.75 [4] (0:14.01)	0:43.74 [5] (0:11.07)	0:32.67 [5] (0:10.76)	0:21.91 [5] (0:10.65)	0:11.26 [4] (0:11.26)	2.4L	0:32.67	+2
5	7 CLOVER'S PRINCE Cejay Graham	6	68.0 800m	0:10.74 400m	0:57.76 [5] (0:13.69)	0:44.07 [1] (0:10.84)	0:33.23 [1] (0:10.97)	0:22.26 [2] (0:10.74)	0:11.52 [3] (0:11.52)	2.5L	0:33.23	-2
6	5 ZOUMETEOR James Orman	7	69.1 400m	0:10.59 400m	0:58.18 [6] (0:14.24)	0:43.94 [7] (0:11.02)	0:32.92 [7] (0:10.88)	0:22.04 [8] (0:10.59)	0:11.45 [7] (0:11.45)	4.8L	0:32.92	+4
7	2 RELEASE THE BEANS Martin Harley	2	68.9 400m	0:10.72 400m	0:58.29 [7] (0:14.06)	0:44.23 [6] (0:11.15)	0:33.08 [6] (0:10.85)	0:22.23 [6] (0:10.72)	0:11.51 [8] (0:11.51)	5.3L	0:33.08	-2
8	8 DEEP BLAST Angela Jones	5	69.1 600m	0:10.82 600m	0:58.41 [8] (0:13.84)	0:44.57 [4] (0:11.06)	0:33.51 [4] (0:10.82)	0:22.69 [4] (0:10.91)	0:11.78 [6] (0:11.78)	5.8L	0:33.51	+3

[] Ranking at each section and finish
 -:-:- No data available at this section
 NA No data available

SCN Saddle cloth number
 DNF Did not finish
 DNT Did not track



Horse/Jockey Name	Reliable Ruby
Final Rank	1
Fastest Section Time (Section)	0:10.61 (400m)
Top Speed [km/h] (Section)	68.5 (400m)
Race State	Finished



Sunshine Coast QLD Professional

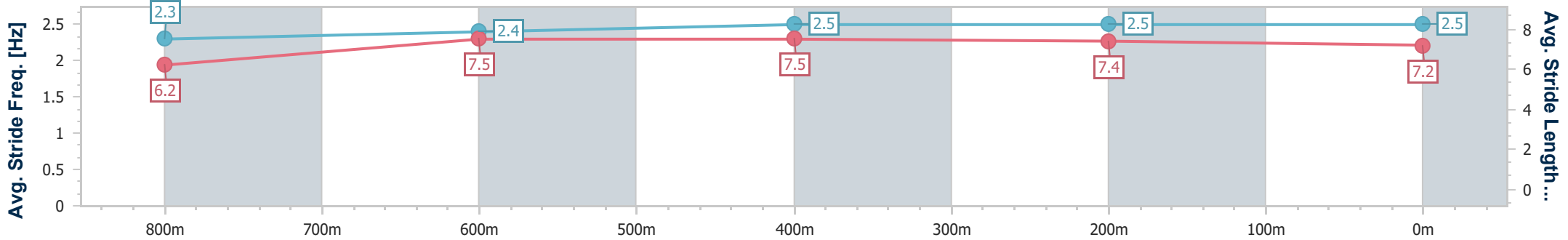
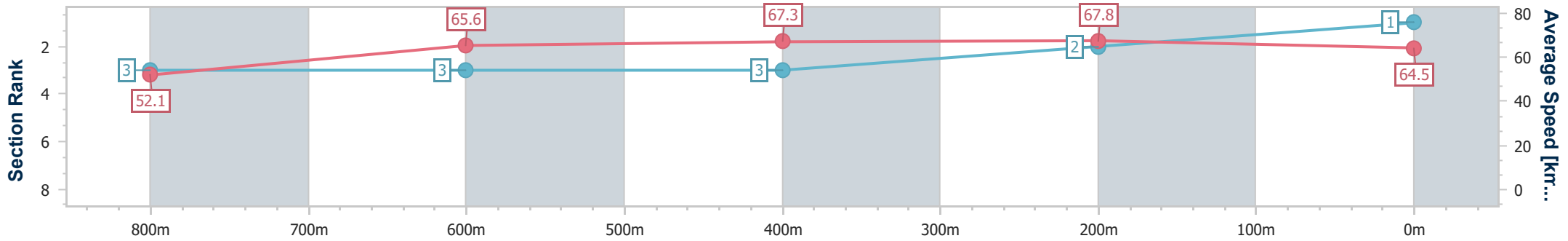
Race 4: HIGGINS COATINGS Class 6 Handicap - 1000m



04 September 2024 - 14:19

Track Rating: Good 4, Weather: Fine, Rail Position: +9m Entire

Section	Overall	800m	600m	400m	200m
Section Times	0:57.31 [1] (0:13.82)	0:43.49 [3] (0:11.00)	0:32.49 [3] (0:10.69)	0:21.80 [3] (0:10.61)	0:11.19 [2] (0:11.19)
Average Speed [km/h]	52.1	65.6	67.3	67.8	64.5
Top Speed [km/h]	66.7	67.1	68.3	68.5	67.6
Avg. Dist. to Rail [m]	1.5	0.6	0.2	2.3	4.9
Avg. Stride Freq. [Hz]	2.3	2.4	2.5	2.5	2.5
Avg. Stride Length [m]	6.2	7.5	7.5	7.4	7.2



- [] Ranking at each section and finish
- .-.- No data available at this section
- NA No data available



Horse/Jockey Name	Muschialli
Final Rank	2
Fastest Section Time (Section)	0:10.63 (400m)
Top Speed [km/h] (Section)	69.0 (400m)
Race State	Finished



Sunshine Coast QLD Professional

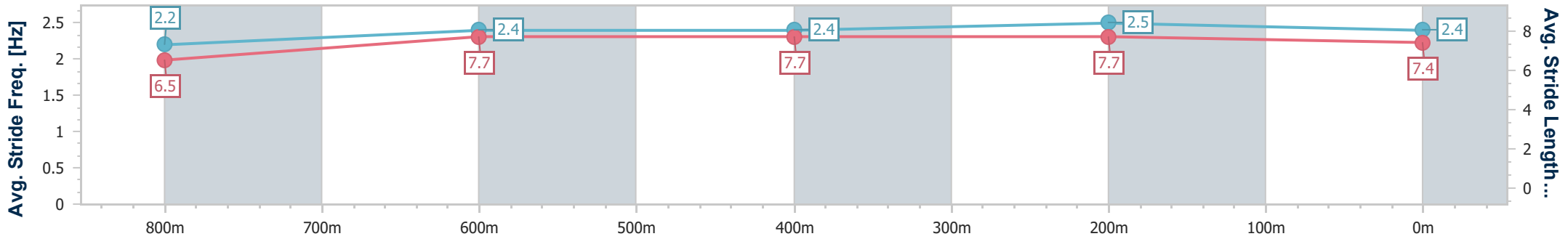
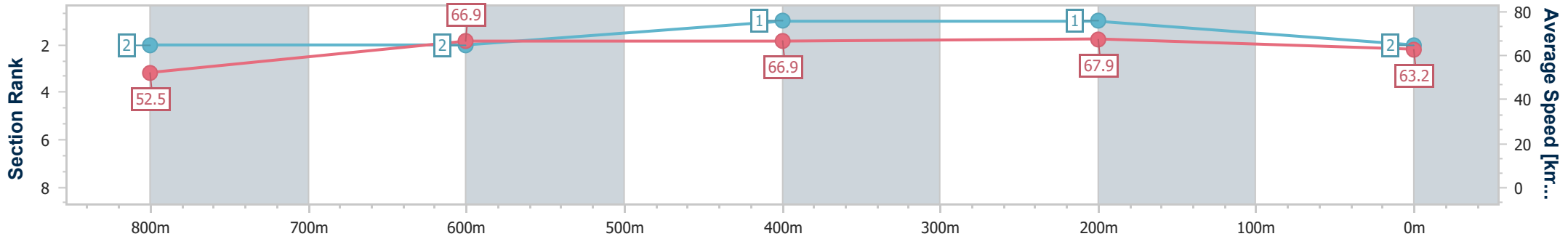
Race 4: HIGGINS COATINGS Class 6 Handicap - 1000m



04 September 2024 - 14:19

Track Rating: Good 4, Weather: Fine, Rail Position: +9m Entire

Section	Overall	800m	600m	400m	200m
Section Times	0:57.42 [2] (0:13.73)	0:43.69 [2] (0:10.84)	0:32.85 [2] (0:10.82)	0:22.03 [1] (0:10.63)	0:11.40 [1] (0:11.40)
Average Speed [km/h]	52.5	66.9	66.9	67.9	63.2
Top Speed [km/h]	66.3	67.7	67.6	69.0	66.1
Avg. Dist. to Rail [m]	6.3	1.8	1.2	2.7	3.3
Avg. Stride Freq. [Hz]	2.2	2.4	2.4	2.5	2.4
Avg. Stride Length [m]	6.5	7.7	7.7	7.7	7.4



- [] Ranking at each section and finish
- .-.- No data available at this section
- NA No data available



Horse/Jockey Name	Emperor
Final Rank	3
Fastest Section Time (Section)	0:10.45 (400m)
Top Speed [km/h] (Section)	70.0 (400m)
Race State	Finished



Sunshine Coast QLD Professional

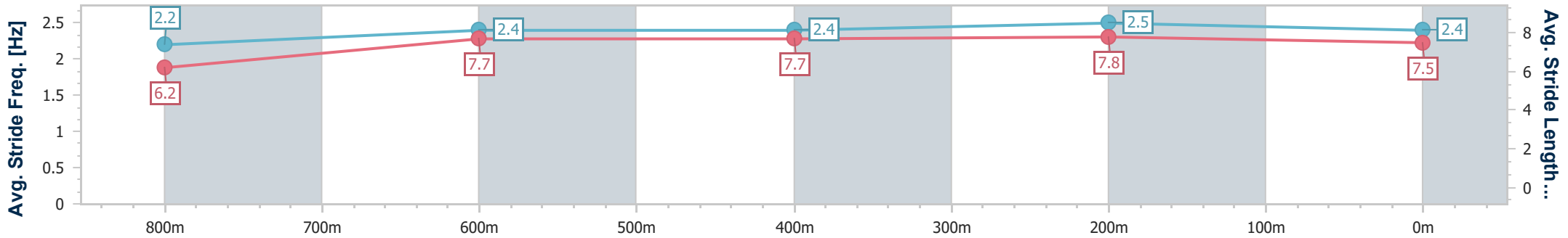
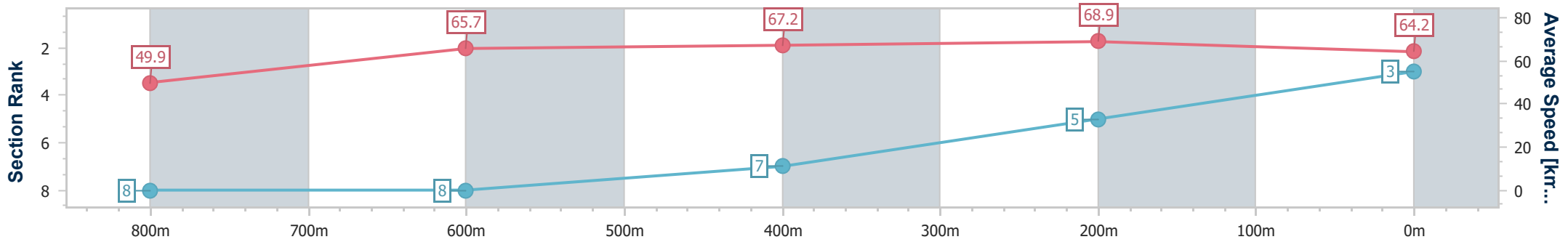
Race 4: HIGGINS COATINGS Class 6 Handicap - 1000m



04 September 2024 - 14:19

Track Rating: Good 4, Weather: Fine, Rail Position: +9m Entire

Section	Overall	800m	600m	400m	200m
Section Times	0:57.73 [3] (0:14.42)	0:43.31 [8] (0:10.95)	0:32.36 [8] (0:10.70)	0:21.66 [7] (0:10.45)	0:11.21 [5] (0:11.21)
Average Speed [km/h]	49.9	65.7	67.2	68.9	64.2
Top Speed [km/h]	65.2	67.1	69.6	70.0	68.2
Avg. Dist. to Rail [m]	2.8	0.5	0.6	5.3	5.1
Avg. Stride Freq. [Hz]	2.2	2.4	2.4	2.5	2.4
Avg. Stride Length [m]	6.2	7.7	7.7	7.8	7.5



- [] Ranking at each section and finish
- .-.- No data available at this section
- NA No data available



Horse/Jockey Name	Invinovich
Final Rank	4
Fastest Section Time (Section)	0:10.65 (400m)
Top Speed [km/h] (Section)	69.0 (600m)
Race State	Finished



Sunshine Coast QLD Professional

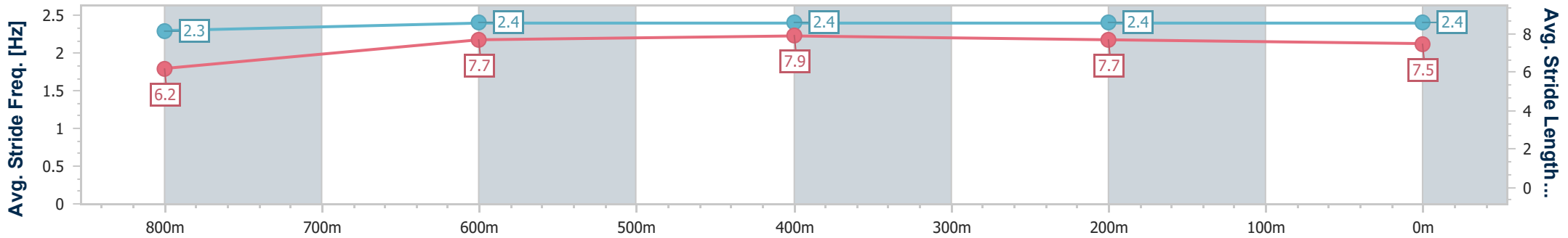
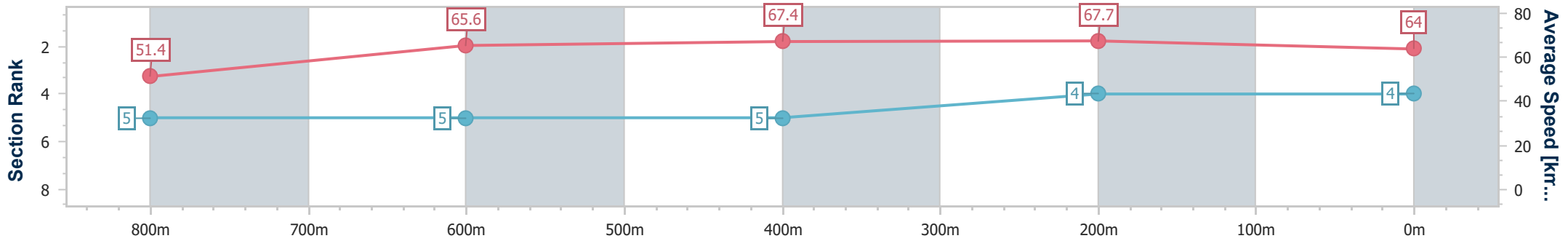
Race 4: HIGGINS COATINGS Class 6 Handicap - 1000m



04 September 2024 - 14:19

Track Rating: Good 4, Weather: Fine, Rail Position: +9m Entire

Section	Overall	800m	600m	400m	200m
Section Times	0:57.75 [4] (0:14.01)	0:43.74 [5] (0:11.07)	0:32.67 [5] (0:10.76)	0:21.91 [5] (0:10.65)	0:11.26 [4] (0:11.26)
Average Speed [km/h]	51.4	65.6	67.4	67.7	64.0
Top Speed [km/h]	67.4	67.4	69.0	68.2	67.4
Avg. Dist. to Rail [m]	3.5	2.2	1.5	5.7	4.0
Avg. Stride Freq. [Hz]	2.3	2.4	2.4	2.4	2.4
Avg. Stride Length [m]	6.2	7.7	7.9	7.7	7.5



- [] Ranking at each section and finish
- .-.- No data available at this section
- NA No data available



Horse/Jockey Name	Clover's Prince
Final Rank	5
Fastest Section Time (Section)	0:10.74 (400m)
Top Speed [km/h] (Section)	68.0 (800m)
Race State	Finished



Sunshine Coast QLD Professional

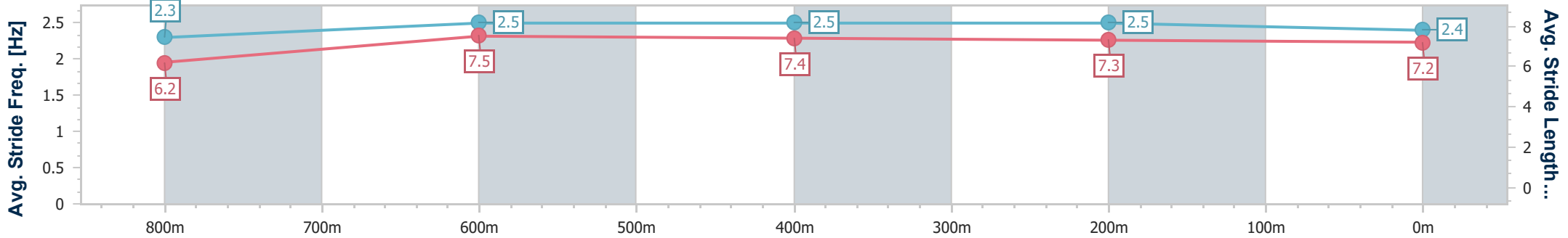
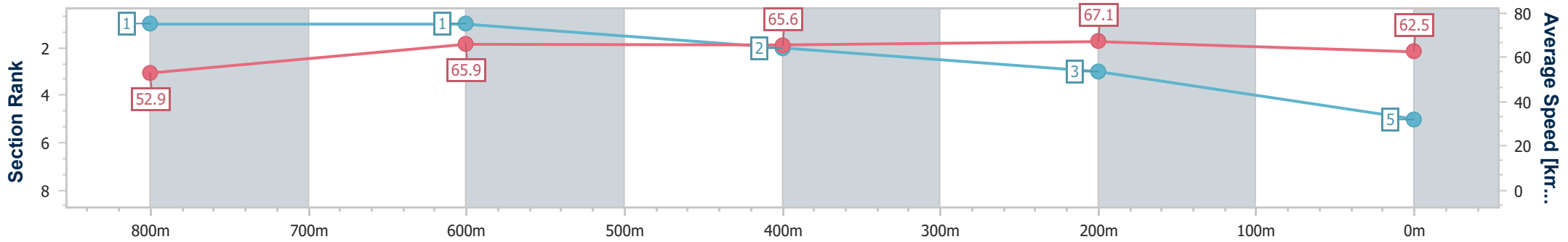
Race 4: HIGGINS COATINGS Class 6 Handicap - 1000m



04 September 2024 - 14:19

Track Rating: Good 4, Weather: Fine, Rail Position: +9m Entire

Section	Overall	800m	600m	400m	200m
Section Times	0:57.76 [5] (0:13.69)	0:44.07 [1] (0:10.84)	0:33.23 [1] (0:10.97)	0:22.26 [2] (0:10.74)	0:11.52 [3] (0:11.52)
Average Speed [km/h]	52.9	65.9	65.6	67.1	62.5
Top Speed [km/h]	65.9	68.0	66.6	67.9	65.9
Avg. Dist. to Rail [m]	4.5	1.0	0.7	0.7	2.4
Avg. Stride Freq. [Hz]	2.3	2.5	2.5	2.5	2.4
Avg. Stride Length [m]	6.2	7.5	7.4	7.3	7.2



- [] Ranking at each section and finish
- .-.- No data available at this section
- NA No data available



Horse/Jockey Name	Zoumeteor
Final Rank	6
Fastest Section Time (Section)	0:10.59 (400m)
Top Speed [km/h] (Section)	69.1 (400m)
Race State	Finished



Sunshine Coast QLD Professional

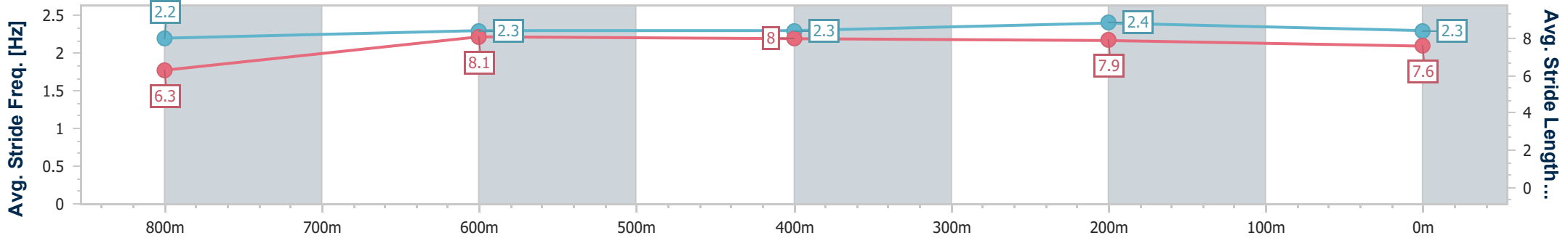
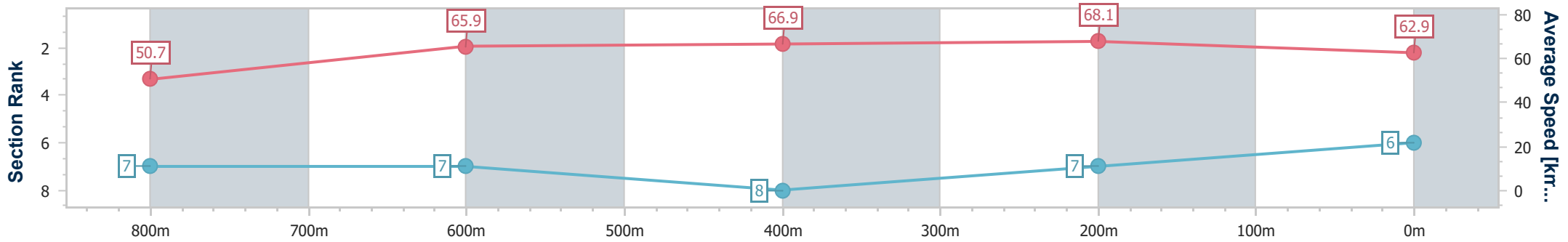
Race 4: HIGGINS COATINGS Class 6 Handicap - 1000m



04 September 2024 - 14:19

Track Rating: Good 4, Weather: Fine, Rail Position: +9m Entire

Section	Overall	800m	600m	400m	200m
Section Times	0:58.18 [6] (0:14.24)	0:43.94 [7] (0:11.02)	0:32.92 [7] (0:10.88)	0:22.04 [8] (0:10.59)	0:11.45 [7] (0:11.45)
Average Speed [km/h]	50.7	65.9	66.9	68.1	62.9
Top Speed [km/h]	65.8	66.9	68.7	69.1	65.8
Avg. Dist. to Rail [m]	5.7	2.7	2.3	6.3	5.7
Avg. Stride Freq. [Hz]	2.2	2.3	2.3	2.4	2.3
Avg. Stride Length [m]	6.3	8.1	8.0	7.9	7.6



- [] Ranking at each section and finish
- .-.- No data available at this section
- NA No data available



Horse/Jockey Name	Release The Beans
Final Rank	7
Fastest Section Time (Section)	0:10.72 (400m)
Top Speed [km/h] (Section)	68.9 (400m)
Race State	Finished



Sunshine Coast QLD Professional

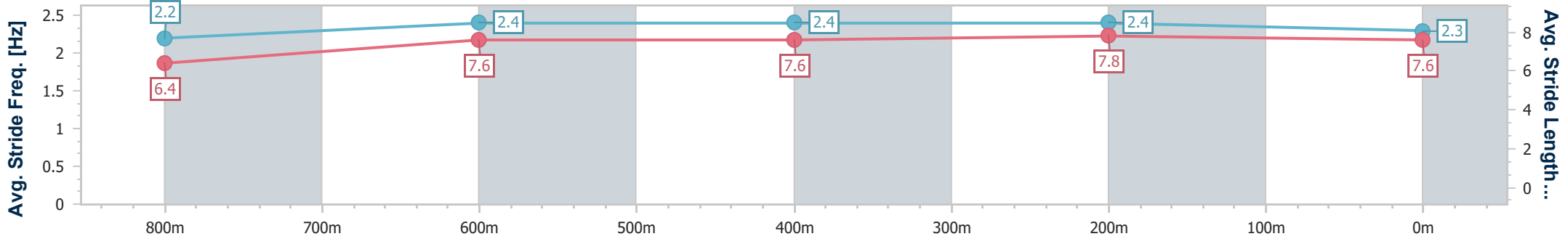
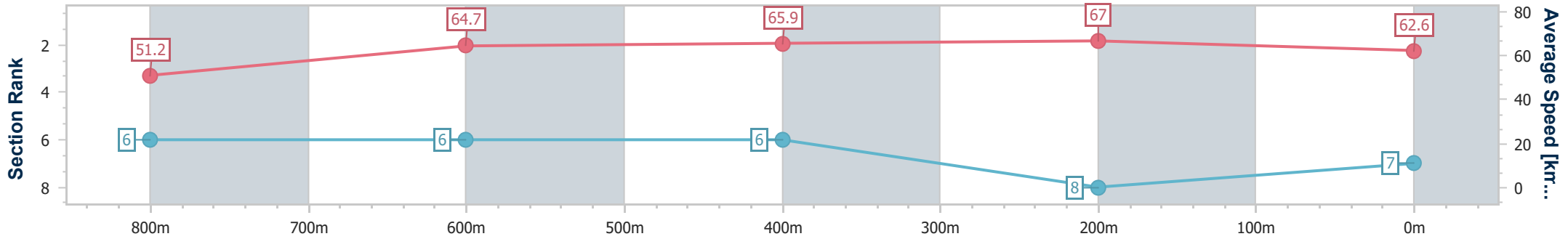
Race 4: HIGGINS COATINGS Class 6 Handicap - 1000m



04 September 2024 - 14:19

Track Rating: Good 4, Weather: Fine, Rail Position: +9m Entire

Section	Overall	800m	600m	400m	200m
Section Times	0:58.29 [7] (0:14.06)	0:44.23 [6] (0:11.15)	0:33.08 [6] (0:10.85)	0:22.23 [6] (0:10.72)	0:11.51 [8] (0:11.51)
Average Speed [km/h]	51.2	64.7	65.9	67.0	62.6
Top Speed [km/h]	65.7	66.0	67.4	68.9	65.4
Avg. Dist. to Rail [m]	2.1	0.6	1.1	1.5	1.5
Avg. Stride Freq. [Hz]	2.2	2.4	2.4	2.4	2.3
Avg. Stride Length [m]	6.4	7.6	7.6	7.8	7.6



- [] Ranking at each section and finish
- .-.- No data available at this section
- NA No data available



Horse/Jockey Name	Deep Blast
Final Rank	8
Fastest Section Time (Section)	0:10.82 (600m)
Top Speed [km/h] (Section)	69.1 (600m)
Race State	Finished



Sunshine Coast QLD Professional

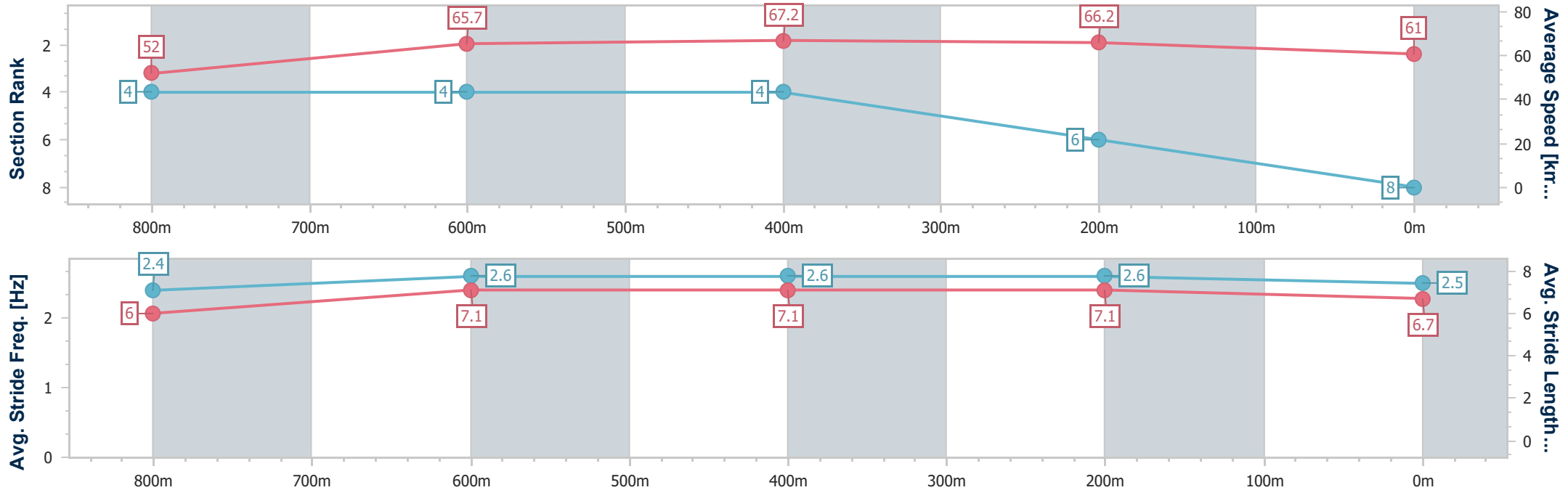
Race 4: HIGGINS COATINGS Class 6 Handicap - 1000m



04 September 2024 - 14:19

Track Rating: Good 4, Weather: Fine, Rail Position: +9m Entire

Section	Overall	800m	600m	400m	200m
Section Times	0:58.41 [8] (0:13.84)	0:44.57 [4] (0:11.06)	0:33.51 [4] (0:10.82)	0:22.69 [4] (0:10.91)	0:11.78 [6] (0:11.78)
Average Speed [km/h]	52.0	65.7	67.2	66.2	61.0
Top Speed [km/h]	66.1	67.2	69.1	67.9	63.3
Avg. Dist. to Rail [m]	3.8	1.7	2.4	3.7	3.0
Avg. Stride Freq. [Hz]	2.4	2.6	2.6	2.6	2.5
Avg. Stride Length [m]	6.0	7.1	7.1	7.1	6.7



- [] Ranking at each section and finish
- .-.- No data available at this section
- NA No data available



Sunshine Coast QLD Professional

Race 5: ACCESS INSULATION SUNSHINE COAST Maiden Plate - 1400m

04 September 2024 - 14:53



Track Rating: Good 4, Weather: Overcast, Rail Position: +9m Entire

Section		Field Times										Last 600m	
		Overall	1200m	1000m	800m	600m	400m					0:35.77	
		(0:13.63)	(0:10.99)	(0:11.65)	(0:12.06)	(0:12.09)	(0:11.57)						
Rank	TAB	Horse/Jockey	Barrier	Top Speed [km/h]	Fastest Section							Distance Travelled [m]	
1	5	ADDITION James Orman	4	66.5 1200m	0:11.24 1200m	1:24.10 [1] (0:14.04)	1:10.06 [7] (0:11.24)	0:58.82 [7] (0:11.94)	0:46.88 [7] (0:12.04)	0:34.84 [7] (0:11.80)	0:23.04 [7] (0:11.25)	0:34.84	
2	8	MEHRETU Emily Lang	1	66.0 Overall	0:11.14 1200m	1:24.31 [2] (0:13.63)	1:10.68 [1] (0:11.14)	0:59.54 [2] (0:11.77)	0:47.77 [3] (0:11.99)	0:35.78 [3] (0:12.03)	0:23.75 [2] (0:11.43)	0:35.78	-2
3	3	OUT OF ACES Cody Collis	5	66.0 1200m	0:11.22 1200m	1:24.38 [3] (0:14.04)	1:10.34 [6] (0:11.22)	0:59.12 [6] (0:11.84)	0:47.28 [6] (0:12.06)	0:35.22 [6] (0:11.86)	0:23.36 [6] (0:11.60)	0:35.22	+2
4	13	RAPID CHEVAL Angela Jones	6	65.1 1200m	0:11.26 1200m	1:24.48 [4] (0:14.16)	1:10.32 [9] (0:11.26)	0:59.06 [8] (0:11.88)	0:47.18 [8] (0:11.99)	0:35.19 [8] (0:11.81)	0:23.38 [8] (0:11.30)	0:35.19	+3
5	10	YOU KAY SQUEEZE Samantha Collett	12	65.0 Overall	0:11.37 400m	1:24.72 [5] (0:14.38)	1:10.34 [10] (0:11.41)	0:58.93 [11] (0:11.94)	0:46.99 [11] (0:12.03)	0:34.96 [11] (0:11.57)	0:23.39 [10] (0:11.37)	0:34.96	+1
6	1	AZUKI Cejay Graham	10	68.8 1200m	0:10.89 1200m	1:25.03 [6] (0:13.73)	1:11.30 [3] (0:10.89)	1:00.41 [1] (0:11.65)	0:48.76 [1] (0:12.06)	0:36.70 [1] (0:12.09)	0:24.61 [1] (0:11.88)	0:36.70	+0
7	7	LADY MATILDA Nikita Beriman	14	64.0 1200m	0:11.37 1200m	1:25.14 [7] (0:14.41)	1:10.73 [11] (0:11.37)	0:59.36 [10] (0:11.80)	0:47.56 [10] (0:11.95)	0:35.61 [9] (0:11.69)	0:23.92 [9] (0:11.73)	0:35.61	+0
8	14	SKEPTICAL Micheal Hellyer	2	65.4 Overall	0:11.24 1200m	1:25.82 [8] (0:13.78)	1:12.04 [5] (0:11.24)	1:00.80 [5] (0:11.90)	0:48.90 [5] (0:11.97)	0:36.93 [4] (0:11.83)	0:25.10 [4] (0:12.08)	0:36.93	-3
9	9	SHY REBEL Tiffani Brooker	11	66.5 1200m	0:11.08 1200m	1:25.84 [9] (0:13.74)	1:12.10 [4] (0:11.08)	1:01.02 [3] (0:11.66)	0:49.36 [2] (0:11.97)	0:37.39 [2] (0:12.19)	0:25.20 [3] (0:12.18)	0:37.39	-3
10	12	RUM RUNNER Kyle Wilson-Taylor	9	66.9 1200m	0:11.10 1200m	1:25.93 [10] (0:13.73)	1:12.20 [2] (0:11.10)	1:01.10 [4] (0:12.02)	0:49.08 [4] (0:12.11)	0:36.97 [5] (0:11.91)	0:25.06 [5] (0:11.89)	0:36.97	+0

Scratched: Panther Power (#4), Duke Of Lancaster (#2), Wing Nut (#15), Chiaro Di Luna (#6), He's A Saint (#11)

[] Ranking at each section and finish
 -:-:- No data available at this section
 NA No data available

SCN Saddle cloth number
 DNF Did not finish
 DNT Did not track



Sunshine Coast QLD Professional

Race 5: ACCESS INSULATION SUNSHINE COAST Maiden Plate - 1400m

04 September 2024 - 14:53



Track Rating: Good 4, Weather: Overcast, Rail Position: +9m Entire

Section	Overall	1200m	1000m	800m	600m	400m	Last 600m
Field Times	1:24.10 (0:13.63)	1:10.47 (0:10.99)	0:59.48 (0:11.65)	0:47.83 (0:12.06)	0:35.77 (0:12.09)	0:23.68 (0:11.57)	0:35.77

Rank	TAB	Horse/Jockey	Barrier	Top Speed [km/h]	Fastest Section	Distance Travelled [m]
11	16	IKNOWICANFLY Georgina Cartwright	3	63.9 Overall	0:11.40 1200m	-2

Scratched: Panther Power (#4), Duke Of Lancaster (#2), Wing Nut (#15), Chiaro Di Luna (#6), He's A Saint (#11)

[] Ranking at each section and finish
 -:-:- No data available at this section
 NA No data available

SCN Saddle cloth number
 DNF Did not finish
 DNT Did not track



Sunshine Coast QLD Professional

Race 5: ACCESS INSULATION SUNSHINE COAST Maiden Plate - 1400m

04 September 2024 - 14:53



Track Rating: Good 4, Weather: Overcast, Rail Position: +9m Entire

Section				200m				Last 600m	
Field Times				0:12.11 (0:12.11)				0:35.77	
Rank	TAB	Horse/Jockey	Barrier	Top Speed [km/h]	Fastest Section	Margin			Distance Travelled [m]
1	5	ADDITION James Orman	4	66.5 1200m	0:11.24 1200m	0:11.79 [3] (0:11.79)	1:24.10		0:34.84
2	8	MEHRETU Emily Lang	1	66.0 Overall	0:11.14 1200m	0:12.32 [1] (0:12.32)	1L		0:35.78 -2
3	3	OUT OF ACES Cody Collis	5	66.0 1200m	0:11.22 1200m	0:11.76 [5] (0:11.76)	1.3L		0:35.22 +2
4	13	RAPID CHEVAL Angela Jones	6	65.1 1200m	0:11.26 1200m	0:12.08 [4] (0:12.08)	1.8L		0:35.19 +3
5	10	YOU KAY SQUEEZE Samantha Collett	12	65.0 Overall	0:11.37 400m	0:12.02 [6] (0:12.02)	3.1L		0:34.96 +1
6	1	AZUKI Cejay Graham	10	68.8 1200m	0:10.89 1200m	0:12.73 [2] (0:12.73)	4.9L		0:36.70 +0
7	7	LADY MATILDA Nikita Beriman	14	64.0 1200m	0:11.37 1200m	0:12.19 [10] (0:12.19)	5.4L		0:35.61 +0
8	14	SKEPTICAL Micheal Hellyer	2	65.4 Overall	0:11.24 1200m	0:13.02 [8] (0:13.02)	9.4L		0:36.93 -3
9	9	SHY REBEL Tiffani Brooker	11	66.5 1200m	0:11.08 1200m	0:13.02 [9] (0:13.02)	9.5L		0:37.39 -3
10	12	RUM RUNNER Kyle Wilson-Taylor	9	66.9 1200m	0:11.10 1200m	0:13.17 [7] (0:13.17)	9.9L		0:36.97 +0

Scratched: Panther Power (#4), Duke Of Lancaster (#2), Wing Nut (#15), Chiaro Di Luna (#6), He's A Saint (#11)

[] Ranking at each section and finish
 -:-:- No data available at this section
 NA No data available

SCN Saddle cloth number
 DNF Did not finish
 DNT Did not track



Sunshine Coast QLD Professional
Race 5: ACCESS INSULATION SUNSHINE COAST Maiden Plate - 1400m
04 September 2024 - 14:53



Track Rating: Good 4, Weather: Overcast, Rail Position: +9m Entire

Section				200m				Last 600m		
Field Times				0:12.11 (0:12.11)				0:35.77		
Rank	TAB	Horse/Jockey	Barrier	Top Speed [km/h]	Fastest Section	Margin			Distance Travelled [m]	
11	16	IKNOWICANFLY	3	63.9	0:11.40	0:17.15 [11]	55.7L		0:44.05	-2
		Georgina Cartwright		Overall	1200m	(0:17.15)				

Scratched: Panther Power (#4), Duke Of Lancaster (#2), Wing Nut (#15), Chiaro Di Luna (#6), He's A Saint (#11)



Horse/Jockey Name	Addition
Final Rank	1
Fastest Section Time (Section)	0:11.24 (1200m)
Top Speed [km/h] (Section)	66.5 (1200m)
Race State	Finished



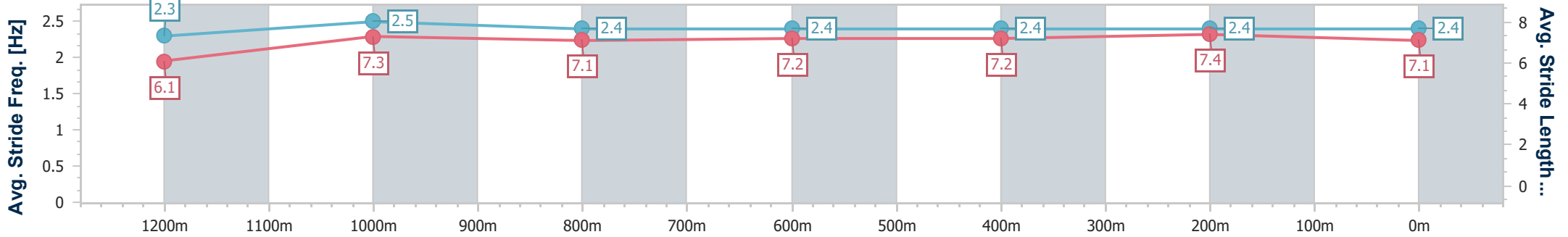
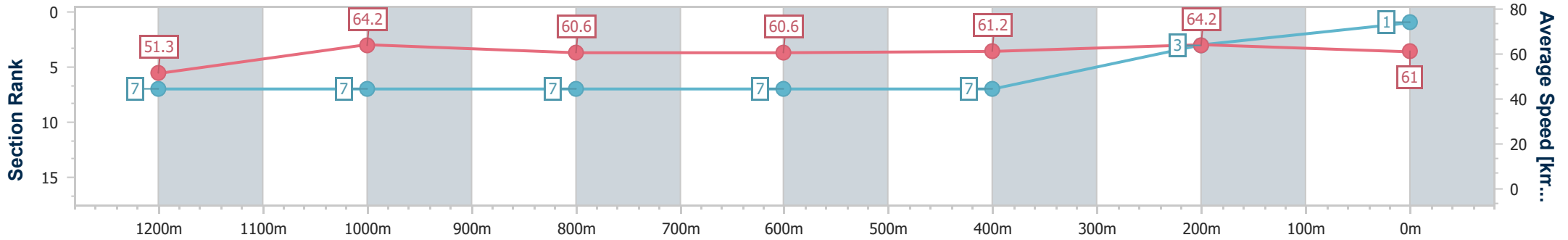
Sunshine Coast QLD Professional
Race 5: ACCESS INSULATION SUNSHINE COAST Maiden Plate - 1400m



04 September 2024 - 14:53

Track Rating: Good 4, Weather: Overcast, Rail Position: +9m Entire

Section	Overall	1200m	1000m	800m	600m	400m	200m
Section Times	1:24.10 [1] (0:14.04)	1:10.06 [7] (0:11.24)	0:58.82 [7] (0:11.94)	0:46.88 [7] (0:12.04)	0:34.84 [7] (0:11.80)	0:23.04 [7] (0:11.25)	0:11.79 [3] (0:11.79)
Average Speed [km/h]	51.3	64.2	60.6	60.6	61.2	64.2	61.0
Top Speed [km/h]	65.6	66.5	61.2	62.5	64.1	65.5	63.4
Avg. Dist. to Rail [m]	5.4	2.9	2.1	2.0	1.3	3.1	4.1
Avg. Stride Freq. [Hz]	2.3	2.5	2.4	2.4	2.4	2.4	2.4
Avg. Stride Length [m]	6.1	7.3	7.1	7.2	7.2	7.4	7.1



- [] Ranking at each section and finish
- .-.- No data available at this section
- NA No data available



Horse/Jockey Name	Mehretu
Final Rank	2
Fastest Section Time (Section)	0:11.14 (1200m)
Top Speed [km/h] (Section)	66.0 (Overall)
Race State	Finished

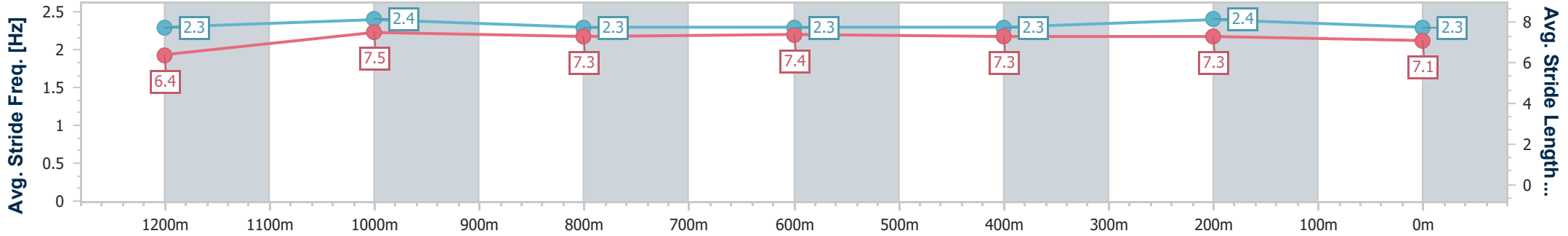
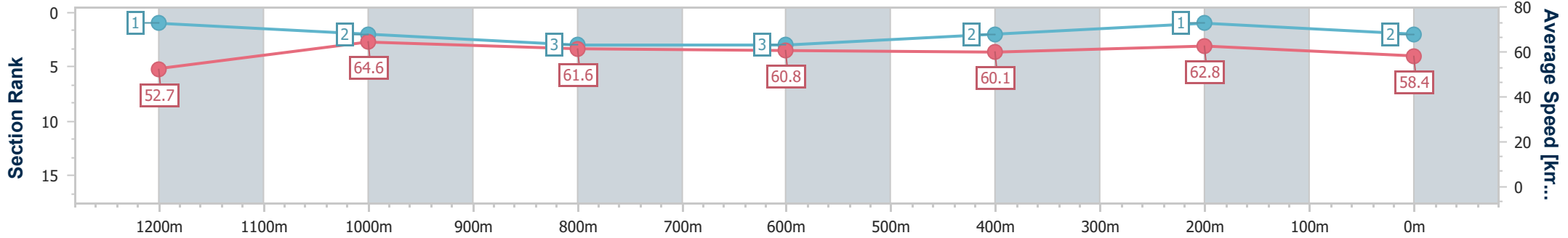


Sunshine Coast QLD Professional
 Race 5: ACCESS INSULATION SUNSHINE COAST Maiden Plate - 1400m
 SCTC SUNSHINE COAST TURF CLUB

04 September 2024 - 14:53

Track Rating: Good 4, Weather: Overcast, Rail Position: +9m Entire

Section	Overall	1200m	1000m	800m	600m	400m	200m
Section Times	1:24.31 [2] (0:13.63)	1:10.68 [1] (0:11.14)	0:59.54 [2] (0:11.77)	0:47.77 [3] (0:11.99)	0:35.78 [3] (0:12.03)	0:23.75 [2] (0:11.43)	0:12.32 [1] (0:12.32)
Average Speed [km/h]	52.7	64.6	61.6	60.8	60.1	62.8	58.4
Top Speed [km/h]	66.0	65.8	62.5	61.0	62.1	63.8	61.9
Avg. Dist. to Rail [m]	2.8	2.7	2.2	1.5	0.7	1.9	1.6
Avg. Stride Freq. [Hz]	2.3	2.4	2.3	2.3	2.3	2.4	2.3
Avg. Stride Length [m]	6.4	7.5	7.3	7.4	7.3	7.3	7.1



- [] Ranking at each section and finish
- .-.- No data available at this section
- NA No data available



Horse/Jockey Name	Out Of Aces
Final Rank	3
Fastest Section Time (Section)	0:11.22 (1200m)
Top Speed [km/h] (Section)	66.0 (1200m)
Race State	Finished



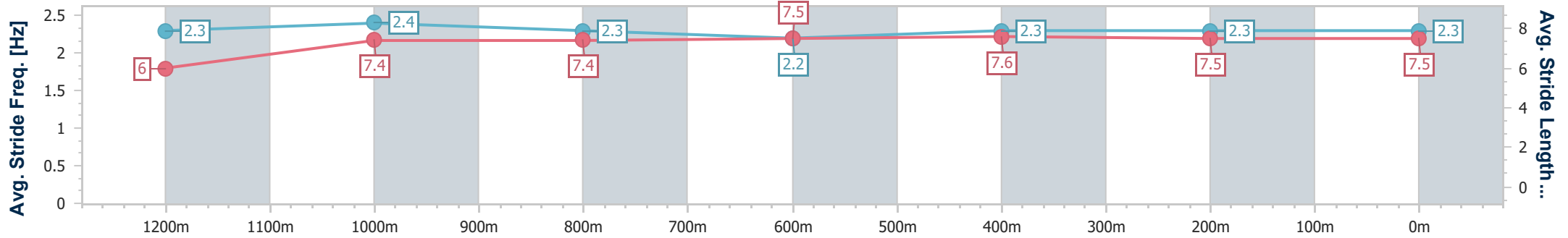
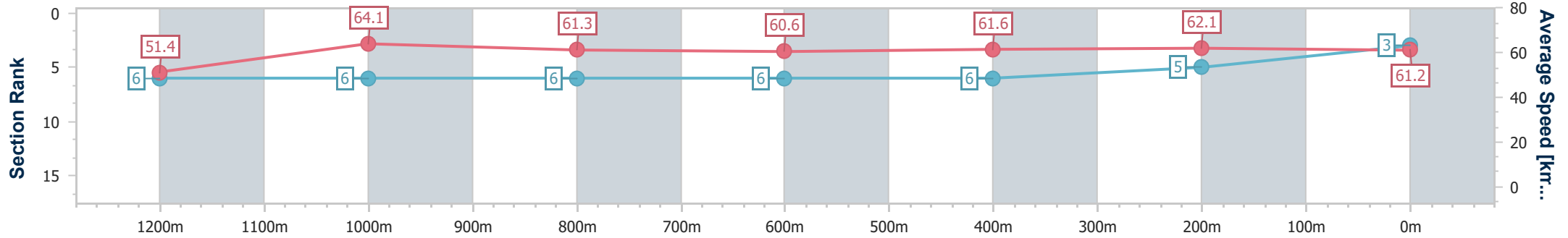
Sunshine Coast QLD Professional
Race 5: ACCESS INSULATION SUNSHINE COAST Maiden Plate - 1400m



04 September 2024 - 14:53

Track Rating: Good 4, Weather: Overcast, Rail Position: +9m Entire

Section	Overall	1200m	1000m	800m	600m	400m	200m
Section Times	1:24.38 [3] (0:14.04)	1:10.34 [6] (0:11.22)	0:59.12 [6] (0:11.84)	0:47.28 [6] (0:12.06)	0:35.22 [6] (0:11.86)	0:23.36 [6] (0:11.60)	0:11.76 [5] (0:11.76)
Average Speed [km/h]	51.4	64.1	61.3	60.6	61.6	62.1	61.2
Top Speed [km/h]	63.6	66.0	62.7	61.8	62.6	62.6	62.1
Avg. Dist. to Rail [m]	5.8	3.2	2.8	2.6	2.4	5.7	3.2
Avg. Stride Freq. [Hz]	2.3	2.4	2.3	2.2	2.3	2.3	2.3
Avg. Stride Length [m]	6.0	7.4	7.4	7.5	7.6	7.5	7.5



- [] Ranking at each section and finish
- .-.- No data available at this section
- NA No data available



Horse/Jockey Name	Rapid Cheval
Final Rank	4
Fastest Section Time (Section)	0:11.26 (1200m)
Top Speed [km/h] (Section)	65.1 (1200m)
Race State	Finished

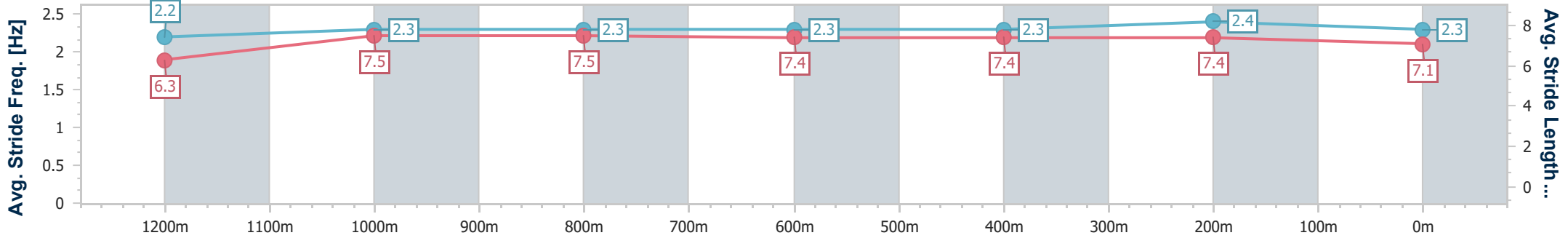
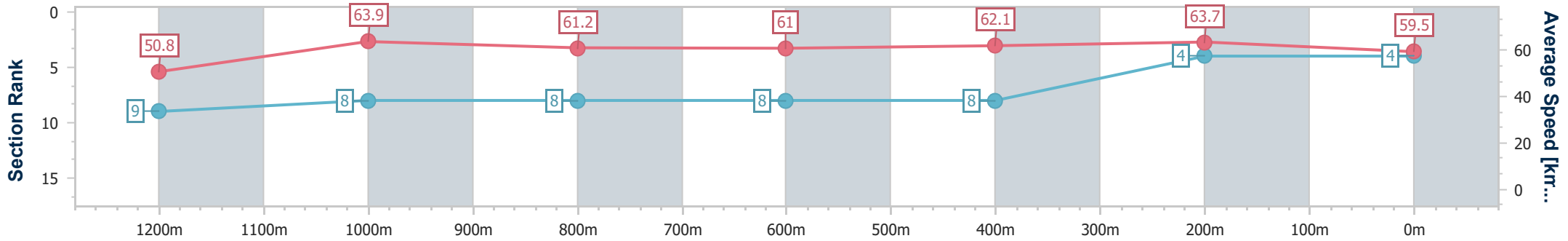


Sunshine Coast QLD Professional
 Race 5: ACCESS INSULATION SUNSHINE COAST Maiden Plate - 1400m
 SCTC SUNSHINE COAST TURF CLUB

04 September 2024 - 14:53

Track Rating: Good 4, Weather: Overcast, Rail Position: +9m Entire

Section	Overall	1200m	1000m	800m	600m	400m	200m
Section Times	1:24.48 [4] (0:14.16)	1:10.32 [9] (0:11.26)	0:59.06 [8] (0:11.88)	0:47.18 [8] (0:11.99)	0:35.19 [8] (0:11.81)	0:23.38 [8] (0:11.30)	0:12.08 [4] (0:12.08)
Average Speed [km/h]	50.8	63.9	61.2	61.0	62.1	63.7	59.5
Top Speed [km/h]	64.0	65.1	62.6	62.5	63.6	65.0	61.2
Avg. Dist. to Rail [m]	6.3	3.6	3.0	2.7	2.7	7.2	6.3
Avg. Stride Freq. [Hz]	2.2	2.3	2.3	2.3	2.3	2.4	2.3
Avg. Stride Length [m]	6.3	7.5	7.5	7.4	7.4	7.4	7.1



- [] Ranking at each section and finish
- .-.- No data available at this section
- NA No data available



Horse/Jockey Name	You Kay Squeeze
Final Rank	5
Fastest Section Time (Section)	0:11.37 (400m)
Top Speed [km/h] (Section)	65.0 (Overall)
Race State	Finished

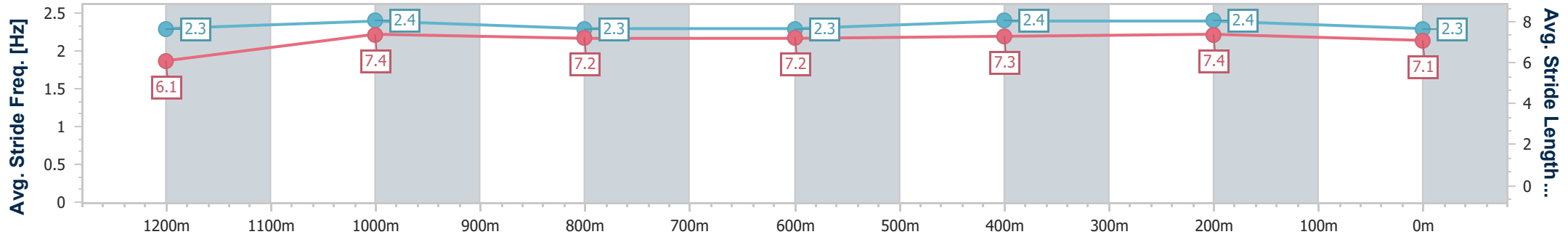
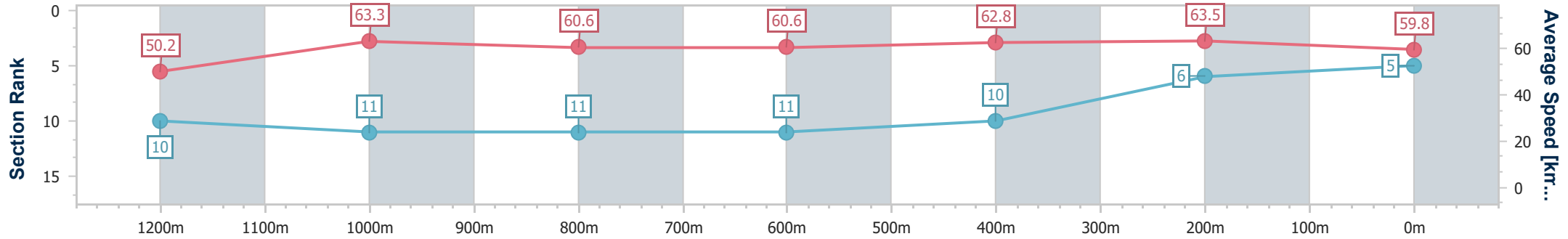


Sunshine Coast QLD Professional
 Race 5: ACCESS INSULATION SUNSHINE COAST Maiden Plate - 1400m
 SCTC SUNSHINE COAST TURF CLUB

04 September 2024 - 14:53

Track Rating: Good 4, Weather: Overcast, Rail Position: +9m Entire

Section	Overall	1200m	1000m	800m	600m	400m	200m
Section Times	1:24.72 [5] (0:14.38)	1:10.34 [10] (0:11.41)	0:58.93 [11] (0:11.94)	0:46.99 [11] (0:12.03)	0:34.96 [11] (0:11.57)	0:23.39 [10] (0:11.37)	0:12.02 [6] (0:12.02)
Average Speed [km/h]	50.2	63.3	60.6	60.6	62.8	63.5	59.8
Top Speed [km/h]	65.0	63.5	62.5	62.2	64.7	64.7	62.0
Avg. Dist. to Rail [m]	6.3	2.4	2.1	1.9	2.1	2.3	0.6
Avg. Stride Freq. [Hz]	2.3	2.4	2.3	2.3	2.4	2.4	2.3
Avg. Stride Length [m]	6.1	7.4	7.2	7.2	7.3	7.4	7.1



- [] Ranking at each section and finish
- .-.- No data available at this section
- NA No data available



Horse/Jockey Name	Azuki
Final Rank	6
Fastest Section Time (Section)	0:10.89 (1200m)
Top Speed [km/h] (Section)	68.8 (1200m)
Race State	Finished

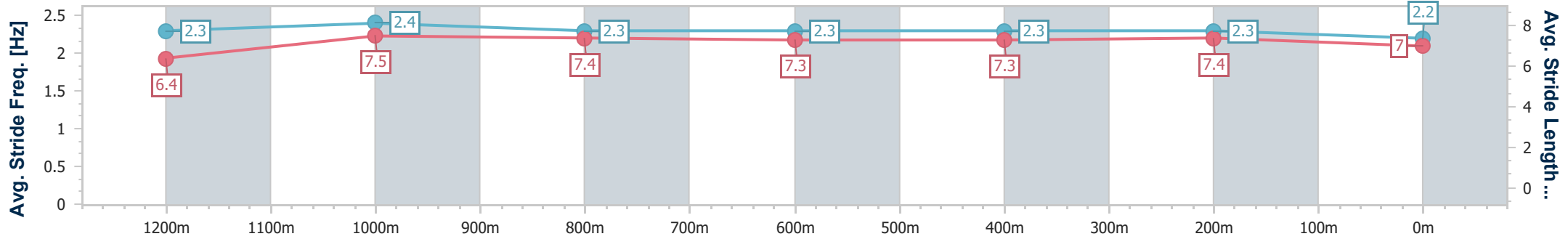
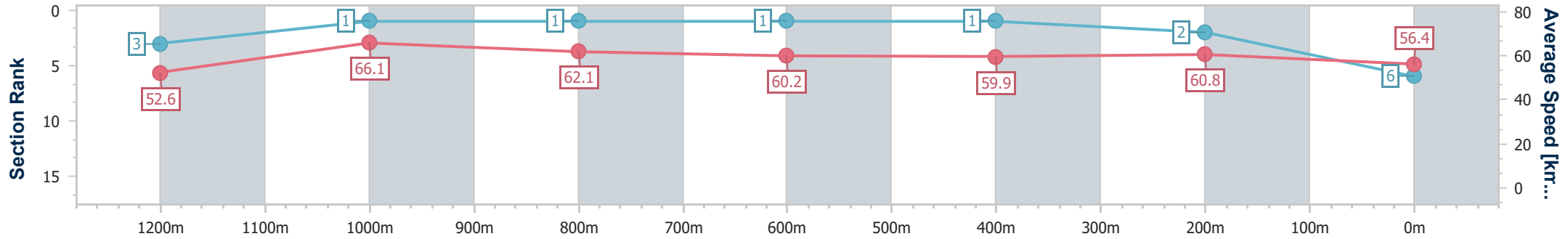


Sunshine Coast QLD Professional
 Race 5: ACCESS INSULATION SUNSHINE COAST Maiden Plate - 1400m
 SCTC SUNSHINE COAST TURF CLUB

04 September 2024 - 14:53

Track Rating: Good 4, Weather: Overcast, Rail Position: +9m Entire

Section	Overall	1200m	1000m	800m	600m	400m	200m
Section Times	1:25.03 [6] (0:13.73)	1:11.30 [3] (0:10.89)	1:00.41 [1] (0:11.65)	0:48.76 [1] (0:12.06)	0:36.70 [1] (0:12.09)	0:24.61 [1] (0:11.88)	0:12.73 [2] (0:12.73)
Average Speed [km/h]	52.6	66.1	62.1	60.2	59.9	60.8	56.4
Top Speed [km/h]	68.5	68.8	63.9	61.2	60.3	61.4	59.3
Avg. Dist. to Rail [m]	8.4	4.8	2.3	1.8	0.9	3.5	4.6
Avg. Stride Freq. [Hz]	2.3	2.4	2.3	2.3	2.3	2.3	2.2
Avg. Stride Length [m]	6.4	7.5	7.4	7.3	7.3	7.4	7.0



- [] Ranking at each section and finish
- .-.- No data available at this section
- NA No data available



Horse/Jockey Name	Lady Matilda
Final Rank	7
Fastest Section Time (Section)	0:11.37 (1200m)
Top Speed [km/h] (Section)	64.0 (1200m)
Race State	Finished

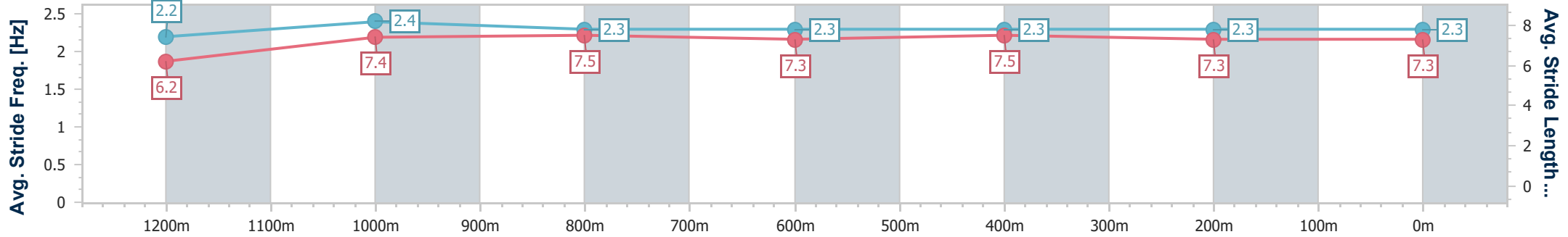
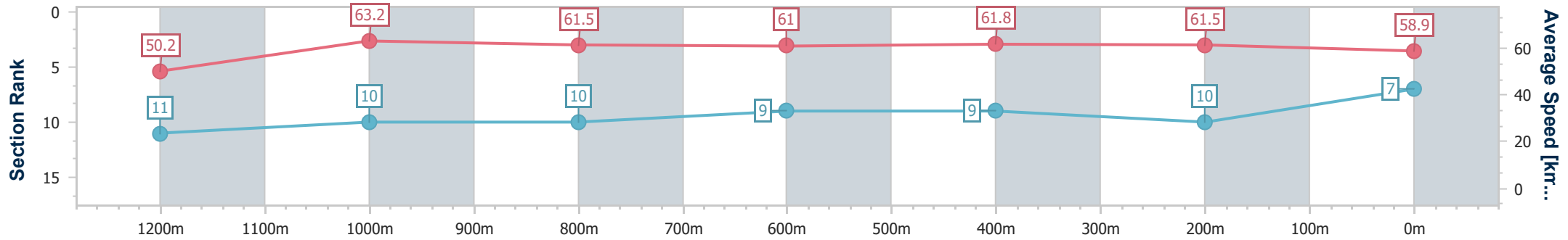


Sunshine Coast QLD Professional
 Race 5: ACCESS INSULATION SUNSHINE COAST Maiden Plate - 1400m
 SCTC SUNSHINE COAST TURF CLUB

04 September 2024 - 14:53

Track Rating: Good 4, Weather: Overcast, Rail Position: +9m Entire

Section	Overall	1200m	1000m	800m	600m	400m	200m
Section Times	1:25.14 [7] (0:14.41)	1:10.73 [11] (0:11.37)	0:59.36 [10] (0:11.80)	0:47.56 [10] (0:11.95)	0:35.61 [9] (0:11.69)	0:23.92 [9] (0:11.73)	0:12.19 [10] (0:12.19)
Average Speed [km/h]	50.2	63.2	61.5	61.0	61.8	61.5	58.9
Top Speed [km/h]	62.0	64.0	63.5	62.2	63.2	62.9	60.1
Avg. Dist. to Rail [m]	9.6	3.6	2.9	2.0	0.8	1.5	1.3
Avg. Stride Freq. [Hz]	2.2	2.4	2.3	2.3	2.3	2.3	2.3
Avg. Stride Length [m]	6.2	7.4	7.5	7.3	7.5	7.3	7.3



- [] Ranking at each section and finish
- .-.- No data available at this section
- NA No data available



Horse/Jockey Name	Skeptical
Final Rank	8
Fastest Section Time (Section)	0:11.24 (1200m)
Top Speed [km/h] (Section)	65.4 (Overall)
Race State	Finished

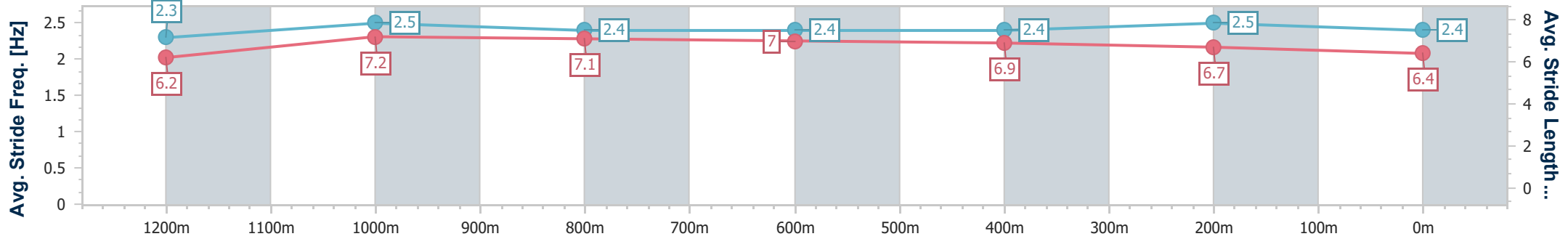
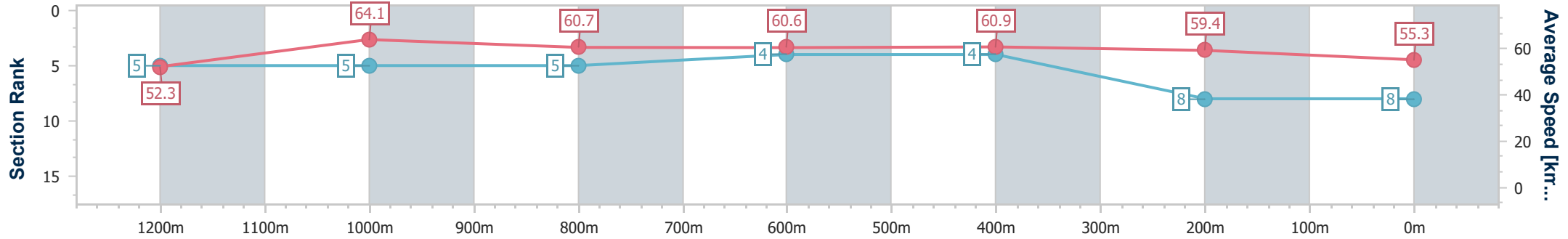


Sunshine Coast QLD Professional
 Race 5: ACCESS INSULATION SUNSHINE COAST Maiden Plate - 1400m
 SCTC SUNSHINE COAST TURF CLUB

04 September 2024 - 14:53

Track Rating: Good 4, Weather: Overcast, Rail Position: +9m Entire

Section	Overall	1200m	1000m	800m	600m	400m	200m
Section Times	1:25.82 [8] (0:13.78)	1:12.04 [5] (0:11.24)	1:00.80 [5] (0:11.90)	0:48.90 [5] (0:11.97)	0:36.93 [4] (0:11.83)	0:25.10 [4] (0:12.08)	0:13.02 [8] (0:13.02)
Average Speed [km/h]	52.3	64.1	60.7	60.6	60.9	59.4	55.3
Top Speed [km/h]	65.4	65.3	62.2	62.2	61.2	61.6	58.3
Avg. Dist. to Rail [m]	4.1	3.1	2.1	1.0	0.2	0.5	0.8
Avg. Stride Freq. [Hz]	2.3	2.5	2.4	2.4	2.4	2.5	2.4
Avg. Stride Length [m]	6.2	7.2	7.1	7.0	6.9	6.7	6.4



- [] Ranking at each section and finish
- .-.- No data available at this section
- NA No data available



Horse/Jockey Name	Shy Rebel
Final Rank	9
Fastest Section Time (Section)	0:11.08 (1200m)
Top Speed [km/h] (Section)	66.5 (1200m)
Race State	Finished



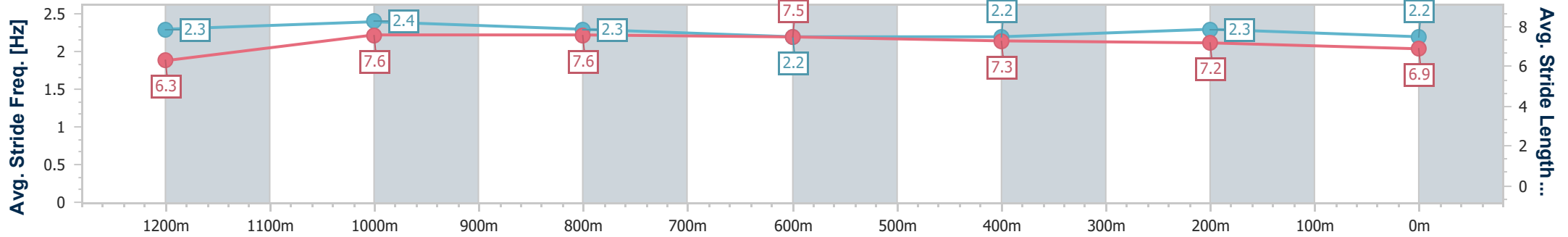
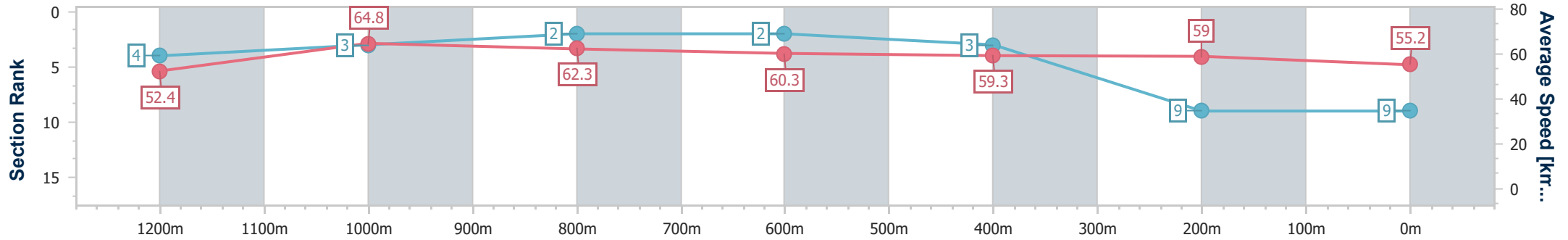
Sunshine Coast QLD Professional
Race 5: ACCESS INSULATION SUNSHINE COAST Maiden Plate - 1400m



04 September 2024 - 14:53

Track Rating: Good 4, Weather: Overcast, Rail Position: +9m Entire

Section	Overall	1200m	1000m	800m	600m	400m	200m
Section Times	1:25.84 [9] (0:13.74)	1:12.10 [4] (0:11.08)	1:01.02 [3] (0:11.66)	0:49.36 [2] (0:11.97)	0:37.39 [2] (0:12.19)	0:25.20 [3] (0:12.18)	0:13.02 [9] (0:13.02)
Average Speed [km/h]	52.4	64.8	62.3	60.3	59.3	59.0	55.2
Top Speed [km/h]	66.3	66.5	64.3	61.2	59.9	60.4	57.3
Avg. Dist. to Rail [m]	9.2	5.8	2.7	0.7	0.5	3.2	3.6
Avg. Stride Freq. [Hz]	2.3	2.4	2.3	2.2	2.2	2.3	2.2
Avg. Stride Length [m]	6.3	7.6	7.6	7.5	7.3	7.2	6.9



- [] Ranking at each section and finish
- .-.- No data available at this section
- NA No data available



Horse/Jockey Name	Rum Runner
Final Rank	10
Fastest Section Time (Section)	0:11.10 (1200m)
Top Speed [km/h] (Section)	66.9 (1200m)
Race State	Finished



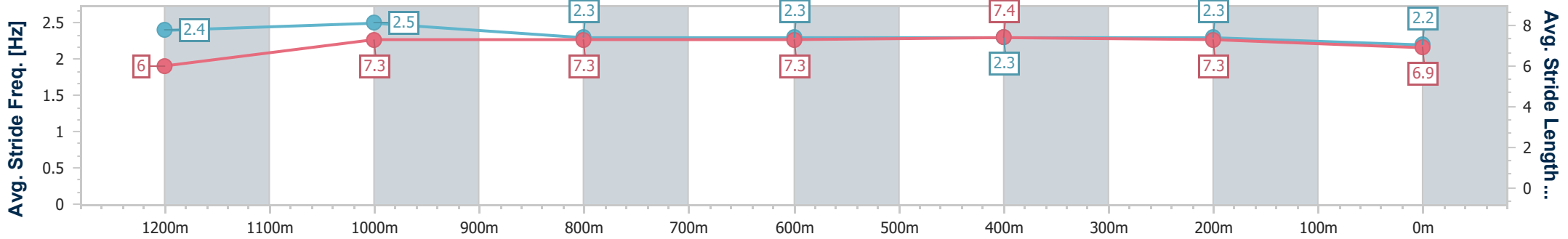
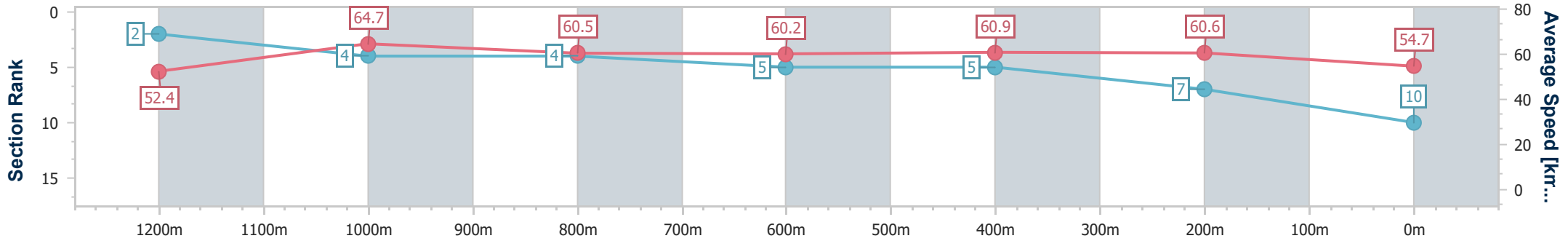
Sunshine Coast QLD Professional
Race 5: ACCESS INSULATION SUNSHINE COAST Maiden Plate - 1400m



04 September 2024 - 14:53

Track Rating: Good 4, Weather: Overcast, Rail Position: +9m Entire

Section	Overall	1200m	1000m	800m	600m	400m	200m
Section Times	1:25.93 [10] (0:13.73)	1:12.20 [2] (0:11.10)	1:01.10 [4] (0:12.02)	0:49.08 [4] (0:12.11)	0:36.97 [5] (0:11.91)	0:25.06 [5] (0:11.89)	0:13.17 [7] (0:13.17)
Average Speed [km/h]	52.4	64.7	60.5	60.2	60.9	60.6	54.7
Top Speed [km/h]	66.0	66.9	62.5	60.7	61.9	61.8	57.6
Avg. Dist. to Rail [m]	7.0	4.0	2.9	1.6	1.6	4.0	4.7
Avg. Stride Freq. [Hz]	2.4	2.5	2.3	2.3	2.3	2.3	2.2
Avg. Stride Length [m]	6.0	7.3	7.3	7.3	7.4	7.3	6.9



- [] Ranking at each section and finish
- .-.- No data available at this section
- NA No data available



Horse/Jockey Name	Iknowicanfly
Final Rank	11
Fastest Section Time (Section)	0:11.40 (1200m)
Top Speed [km/h] (Section)	63.9 (Overall)
Race State	Finished



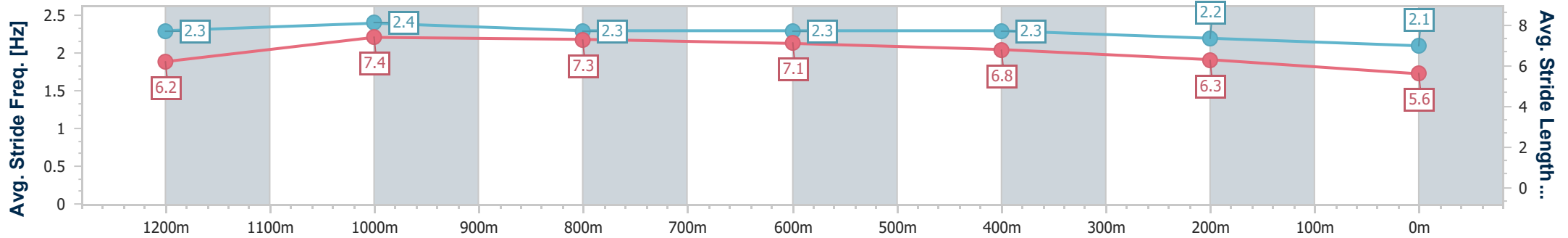
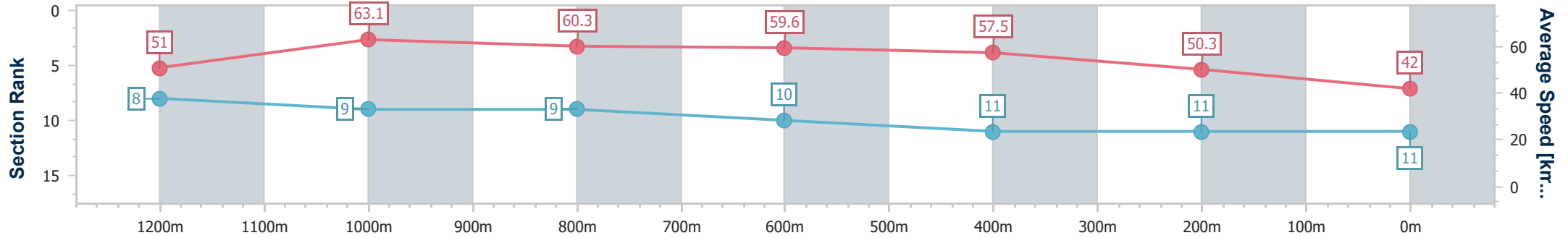
Sunshine Coast QLD Professional
Race 5: ACCESS INSULATION SUNSHINE COAST Maiden Plate - 1400m



04 September 2024 - 14:53

Track Rating: Good 4, Weather: Overcast, Rail Position: +9m Entire

Section	Overall	1200m	1000m	800m	600m	400m	200m
Section Times	1:33.72 [11] (0:14.12)	1:19.60 [8] (0:11.40)	1:08.20 [9] (0:11.99)	0:56.21 [9] (0:12.16)	0:44.05 [10] (0:12.56)	0:31.49 [11] (0:14.34)	0:17.15 [11] (0:17.15)
Average Speed [km/h]	51.0	63.1	60.3	59.6	57.5	50.3	42.0
Top Speed [km/h]	63.9	63.6	61.6	60.1	58.7	54.7	46.3
Avg. Dist. to Rail [m]	4.0	2.4	2.1	1.3	0.3	1.0	1.0
Avg. Stride Freq. [Hz]	2.3	2.4	2.3	2.3	2.3	2.2	2.1
Avg. Stride Length [m]	6.2	7.4	7.3	7.1	6.8	6.3	5.6



- [] Ranking at each section and finish
- .-.- No data available at this section
- NA No data available



Sunshine Coast QLD Professional

Race 6: WIMMERS PREMIUM SOFT DRINKS Class 1 Handicap - 1400m

04 September 2024 - 15:28



Track Rating: Good 4, Weather: Fine, Rail Position: +9m Entire

Section												Last 600m	
Field Times		Overall	1200m	1000m	800m	600m	400m						0:36.22
		1:23.68 (0:13.35)	1:10.33 (0:10.71)	0:59.62 (0:11.37)	0:48.25 (0:12.03)	0:36.22 (0:12.00)	0:24.22 (0:11.87)						
Rank	TAB	Horse/Jockey	Barrier	Top Speed [km/h]	Fastest Section								Distance Travelled [m]
1	3	HOLY FLASH	11	66.0	0:11.02	1:23.68 [1]	1:09.55 [10]	0:58.53 [10]	0:47.12 [10]	0:35.24 [10]	0:23.55 [9]	0:35.24	
		Sean Cormack		1200m	1200m	(0:14.13)	(0:11.02)	(0:11.41)	(0:11.88)	(0:11.69)	(0:11.51)		
2	5	GLOWLIGHT	4	67.4	0:10.95	1:23.77 [2]	1:09.86 [8]	0:58.91 [8]	0:47.42 [8]	0:35.48 [9]	0:23.63 [10]	0:35.48	-3
		Andrew Mallyon		1200m	1200m	(0:13.91)	(0:10.95)	(0:11.49)	(0:11.94)	(0:11.85)	(0:11.21)		
3	4	MERCHANT FLYER	2	66.6	0:11.01	1:23.82 [3]	1:09.89 [9]	0:58.88 [9]	0:47.46 [9]	0:35.73 [8]	0:23.85 [8]	0:35.73	-4
		Boris Thornton		1200m	1200m	(0:13.93)	(0:11.01)	(0:11.42)	(0:11.73)	(0:11.88)	(0:11.63)		
4	10	CLUEDO	9	68.4	0:10.78	1:23.99 [4]	1:10.43 [4]	0:59.65 [4]	0:48.14 [4]	0:36.12 [5]	0:24.27 [4]	0:36.12	+2
		Marnu Potgieter		1200m	1200m	(0:13.56)	(0:10.78)	(0:11.51)	(0:12.02)	(0:11.85)	(0:11.66)		
5	7	BUCKS FIZZ	7	68.2	0:10.78	1:24.13 [5]	1:10.73 [2]	0:59.95 [2]	0:48.49 [2]	0:36.51 [3]	0:24.62 [2]	0:36.51	-2
		Justin Huxtable		1200m	1200m	(0:13.40)	(0:10.78)	(0:11.46)	(0:11.98)	(0:11.89)	(0:11.82)		
6	2	FREEMAN	8	67.6	0:10.88	1:24.27 [6]	1:10.48 [6]	0:59.60 [7]	0:48.20 [6]	0:36.31 [7]	0:24.36 [6]	0:36.31	+1
		Robbie Dolan		1200m	1200m	(0:13.79)	(0:10.88)	(0:11.40)	(0:11.89)	(0:11.95)	(0:11.64)		
7	9	RIVA D'AMOR	3	68.1	0:10.80	1:24.89 [7]	1:11.16 [5]	1:00.36 [5]	0:48.92 [5]	0:37.04 [4]	0:25.07 [5]	0:37.04	-1
		Micheal Hellyer		1200m	1200m	(0:13.73)	(0:10.80)	(0:11.44)	(0:11.88)	(0:11.97)	(0:11.98)		
8	8	POWER ACE	1	68.2	0:10.71	1:24.92 [8]	1:11.57 [1]	1:00.86 [1]	0:49.49 [1]	0:37.46 [1]	0:25.46 [1]	0:37.46	-4
		Emily Lang		1200m	1200m	(0:13.35)	(0:10.71)	(0:11.37)	(0:12.03)	(0:12.00)	(0:12.18)		
9	11	PAPER COWBOY	6	68.0	0:10.77	1:24.96 [9]	1:11.41 [3]	1:00.64 [3]	0:49.14 [3]	0:37.35 [2]	0:25.34 [3]	0:37.35	-4
		Georgina Cartwright		1200m	1200m	(0:13.55)	(0:10.77)	(0:11.50)	(0:11.79)	(0:12.01)	(0:11.99)		
10	6	I SAW THE LIGHT	5	68.2	0:10.77	1:24.99 [10]	1:11.15 [7]	1:00.38 [6]	0:48.92 [7]	0:37.10 [6]	0:25.03 [7]	0:37.10	+0
		James Orman		1200m	1200m	(0:13.84)	(0:10.77)	(0:11.46)	(0:11.82)	(0:12.07)	(0:12.07)		

Scratched: New Hampshire (#1)

[] Ranking at each section and finish
 -:-:- No data available at this section
 NA No data available

SCN Saddle cloth number
 DNF Did not finish
 DNT Did not track



Sunshine Coast QLD Professional

Race 6: WIMMERS PREMIUM SOFT DRINKS Class 1 Handicap - 1400m

04 September 2024 - 15:28



Track Rating: Good 4, Weather: Fine, Rail Position: +9m Entire

Section				200m			Last 600m			
Field Times				0:12.35			0:36.22			
Rank	TAB	Horse/Jockey	Barrier	Top Speed [km/h]	Fastest Section	Margin			Distance Travelled [m]	
1	3	HOLY FLASH Sean Cormack	11	66.0 1200m	0:11.02 1200m	0:12.04 [8] (0:12.04)	1:23.68		0:35.24	
2	5	GLOWLIGHT Andrew Mallyon	4	67.4 1200m	0:10.95 1200m	0:12.42 [2] (0:12.42)	0.4L		0:35.48	-3
3	4	MERCHANT FLYER Boris Thornton	2	66.6 1200m	0:11.01 1200m	0:12.22 [5] (0:12.22)	0.6L		0:35.73	-4
4	10	CLUEDO Marnu Potgieter	9	68.4 1200m	0:10.78 1200m	0:12.61 [3] (0:12.61)	1.4L		0:36.12	+2
5	7	BUCKS FIZZ Justin Huxtable	7	68.2 1200m	0:10.78 1200m	0:12.80 [1] (0:12.80)	2.2L		0:36.51	-2
6	2	FREEMAN Robbie Dolan	8	67.6 1200m	0:10.88 1200m	0:12.72 [4] (0:12.72)	3L		0:36.31	+1
7	9	RIVA D'AMOR Micheal Hellyer	3	68.1 1200m	0:10.80 1200m	0:13.09 [9] (0:13.09)	6.5L		0:37.04	-1
8	8	POWER ACE Emily Lang	1	68.2 1200m	0:10.71 1200m	0:13.28 [7] (0:13.28)	6.7L		0:37.46	-4
9	11	PAPER COWBOY Georgina Cartwright	6	68.0 1200m	0:10.77 1200m	0:13.35 [6] (0:13.35)	6.9L		0:37.35	-4
10	6	I SAW THE LIGHT James Orman	5	68.2 1200m	0:10.77 1200m	0:12.96 [10] (0:12.96)	7.1L		0:37.10	+0

Scratched: New Hampshire (#1)

[] Ranking at each section and finish
 -:-:- No data available at this section
 NA No data available

SCN Saddle cloth number
 DNF Did not finish
 DNT Did not track



Horse/Jockey Name	Holy Flash
Final Rank	1
Fastest Section Time (Section)	0:11.02 (1200m)
Top Speed [km/h] (Section)	66.0 (1200m)
Race State	Finished



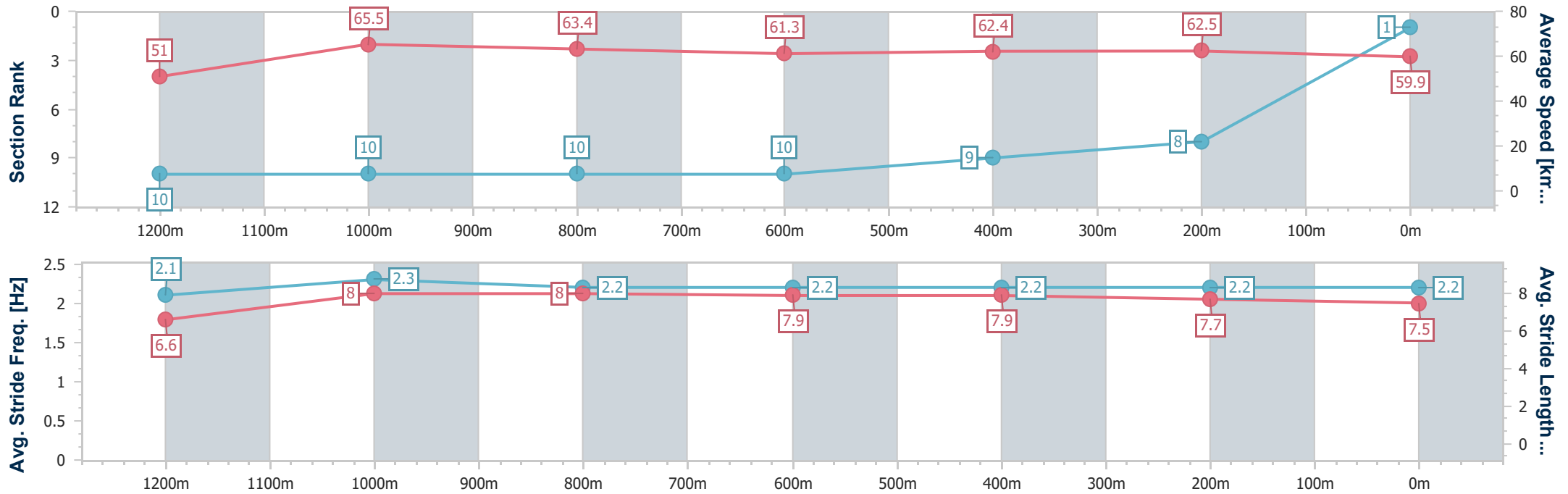
Sunshine Coast QLD Professional
Race 6: WIMMERS PREMIUM SOFT DRINKS Class 1 Handicap - 1400m



04 September 2024 - 15:28

Track Rating: Good 4, Weather: Fine, Rail Position: +9m Entire

Section	Overall	1200m	1000m	800m	600m	400m	200m
Section Times	1:23.68 [1] (0:14.13)	1:09.55 [10] (0:11.02)	0:58.53 [10] (0:11.41)	0:47.12 [10] (0:11.88)	0:35.24 [10] (0:11.69)	0:23.55 [9] (0:11.51)	0:12.04 [8] (0:12.04)
Average Speed [km/h]	51.0	65.5	63.4	61.3	62.4	62.5	59.9
Top Speed [km/h]	65.9	66.0	65.8	63.4	64.1	64.2	61.7
Avg. Dist. to Rail [m]	9.1	2.1	1.8	2.5	2.0	3.9	3.6
Avg. Stride Freq. [Hz]	2.1	2.3	2.2	2.2	2.2	2.2	2.2
Avg. Stride Length [m]	6.6	8.0	8.0	7.9	7.9	7.7	7.5



- [] Ranking at each section and finish
- .-.- No data available at this section
- NA No data available



Horse/Jockey Name	Glowlight
Final Rank	2
Fastest Section Time (Section)	0:10.95 (1200m)
Top Speed [km/h] (Section)	67.4 (1200m)
Race State	Finished



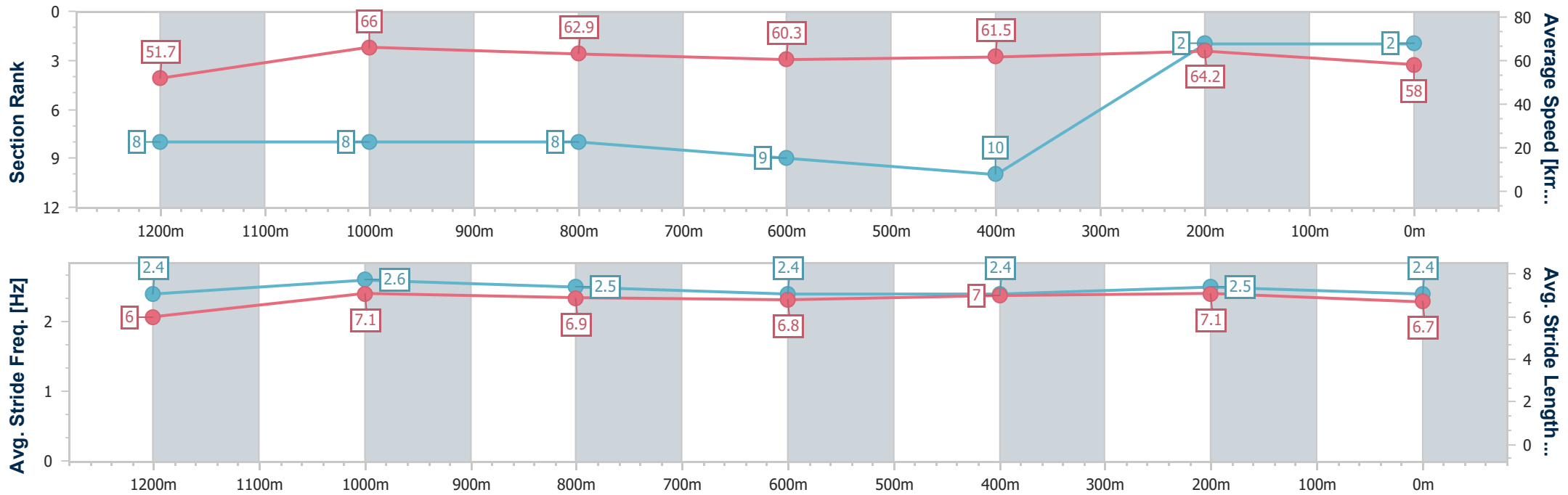
Sunshine Coast QLD Professional
Race 6: WIMMERS PREMIUM SOFT DRINKS Class 1 Handicap - 1400m



04 September 2024 - 15:28

Track Rating: Good 4, Weather: Fine, Rail Position: +9m Entire

Section	Overall	1200m	1000m	800m	600m	400m	200m
Section Times	1:23.77 [2] (0:13.91)	1:09.86 [8] (0:10.95)	0:58.91 [8] (0:11.49)	0:47.42 [8] (0:11.94)	0:35.48 [9] (0:11.85)	0:23.63 [10] (0:11.21)	0:12.42 [2] (0:12.42)
Average Speed [km/h]	51.7	66.0	62.9	60.3	61.5	64.2	58.0
Top Speed [km/h]	66.3	67.4	65.0	61.9	62.8	65.9	61.0
Avg. Dist. to Rail [m]	5.0	3.0	2.3	0.7	1.6	5.8	4.9
Avg. Stride Freq. [Hz]	2.4	2.6	2.5	2.4	2.4	2.5	2.4
Avg. Stride Length [m]	6.0	7.1	6.9	6.8	7.0	7.1	6.7



- [] Ranking at each section and finish
- .-.- No data available at this section
- NA No data available



Horse/Jockey Name	Merchant Flyer
Final Rank	3
Fastest Section Time (Section)	0:11.01 (1200m)
Top Speed [km/h] (Section)	66.6 (1200m)
Race State	Finished



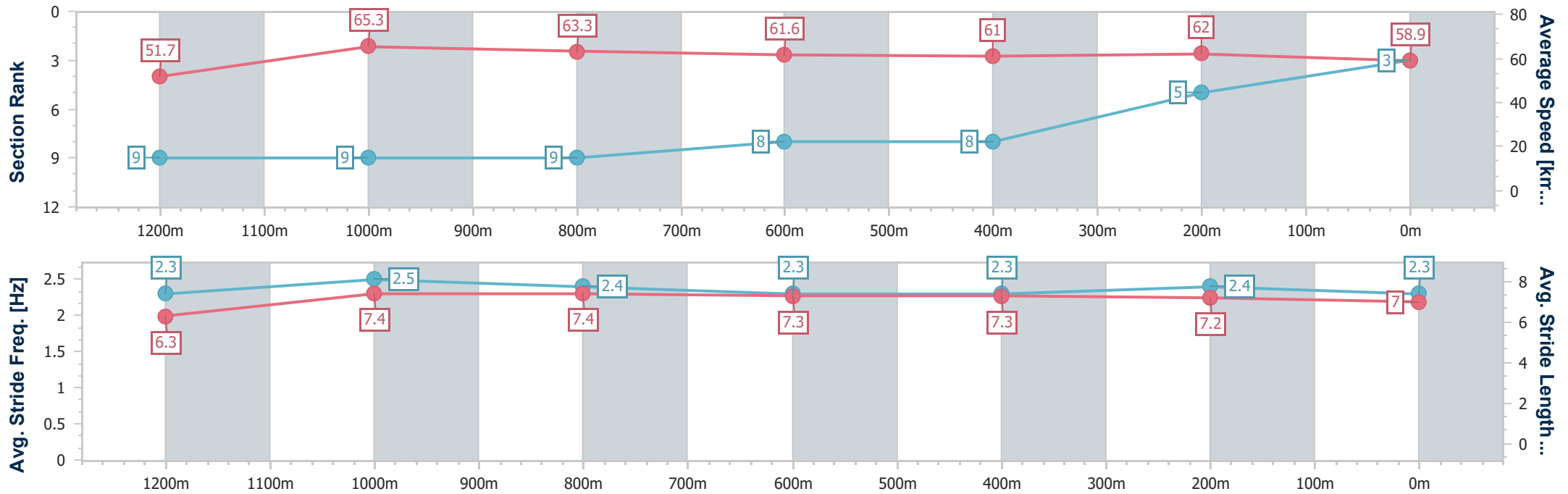
Sunshine Coast QLD Professional
Race 6: WIMMERS PREMIUM SOFT DRINKS Class 1 Handicap - 1400m



04 September 2024 - 15:28

Track Rating: Good 4, Weather: Fine, Rail Position: +9m Entire

Section	Overall	1200m	1000m	800m	600m	400m	200m
Section Times	1:23.82 [3] (0:13.93)	1:09.89 [9] (0:11.01)	0:58.88 [9] (0:11.42)	0:47.46 [9] (0:11.73)	0:35.73 [8] (0:11.88)	0:23.85 [8] (0:11.63)	0:12.22 [5] (0:12.22)
Average Speed [km/h]	51.7	65.3	63.3	61.6	61.0	62.0	58.9
Top Speed [km/h]	65.0	66.6	65.2	62.7	63.3	63.6	61.1
Avg. Dist. to Rail [m]	3.1	1.9	1.5	0.8	1.2	2.2	1.9
Avg. Stride Freq. [Hz]	2.3	2.5	2.4	2.3	2.3	2.4	2.3
Avg. Stride Length [m]	6.3	7.4	7.4	7.3	7.3	7.2	7.0



- [] Ranking at each section and finish
- .-.- No data available at this section
- NA No data available



Horse/Jockey Name	Cluedo
Final Rank	4
Fastest Section Time (Section)	0:10.78 (1200m)
Top Speed [km/h] (Section)	68.4 (1200m)
Race State	Finished



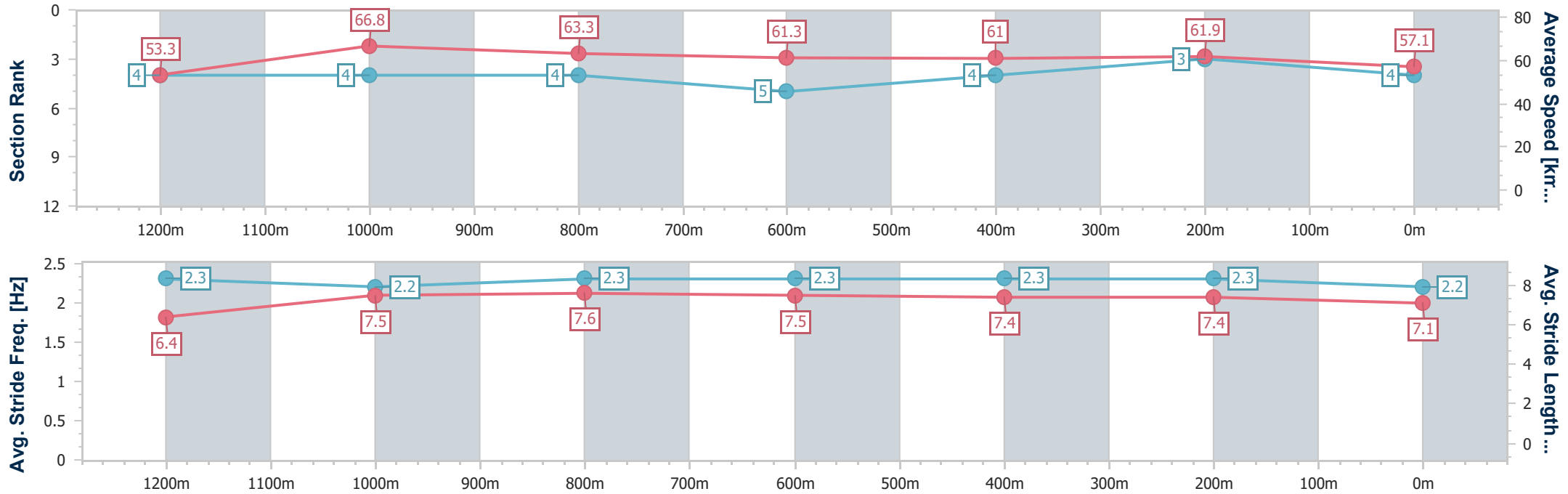
Sunshine Coast QLD Professional
Race 6: WIMMERS PREMIUM SOFT DRINKS Class 1 Handicap - 1400m



04 September 2024 - 15:28

Track Rating: Good 4, Weather: Fine, Rail Position: +9m Entire

Section	Overall	1200m	1000m	800m	600m	400m	200m
Section Times	1:23.99 [4] (0:13.56)	1:10.43 [4] (0:10.78)	0:59.65 [4] (0:11.51)	0:48.14 [4] (0:12.02)	0:36.12 [5] (0:11.85)	0:24.27 [4] (0:11.66)	0:12.61 [3] (0:12.61)
Average Speed [km/h]	53.3	66.8	63.3	61.3	61.0	61.9	57.1
Top Speed [km/h]	67.4	68.4	65.9	61.9	62.2	62.8	58.8
Avg. Dist. to Rail [m]	9.1	4.4	4.9	3.6	1.1	2.6	3.1
Avg. Stride Freq. [Hz]	2.3	2.2	2.3	2.3	2.3	2.3	2.2
Avg. Stride Length [m]	6.4	7.5	7.6	7.5	7.4	7.4	7.1



- [] Ranking at each section and finish
- .-.- No data available at this section
- NA No data available



Horse/Jockey Name	Bucks Fizz
Final Rank	5
Fastest Section Time (Section)	0:10.78 (1200m)
Top Speed [km/h] (Section)	68.2 (1200m)
Race State	Finished



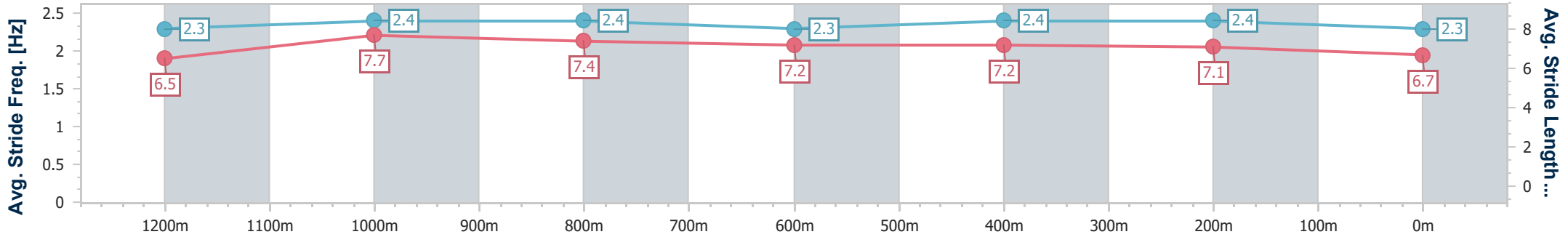
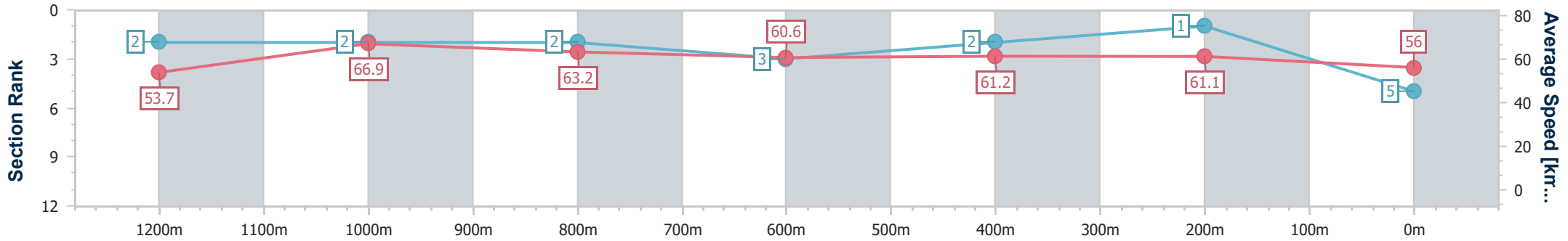
Sunshine Coast QLD Professional
Race 6: WIMMERS PREMIUM SOFT DRINKS Class 1 Handicap - 1400m



04 September 2024 - 15:28

Track Rating: Good 4, Weather: Fine, Rail Position: +9m Entire

Section	Overall	1200m	1000m	800m	600m	400m	200m
Section Times	1:24.13 [5] (0:13.40)	1:10.73 [2] (0:10.78)	0:59.95 [2] (0:11.46)	0:48.49 [2] (0:11.98)	0:36.51 [3] (0:11.89)	0:24.62 [2] (0:11.82)	0:12.80 [1] (0:12.80)
Average Speed [km/h]	53.7	66.9	63.2	60.6	61.2	61.1	56.0
Top Speed [km/h]	67.6	68.2	65.7	61.7	62.3	62.4	59.0
Avg. Dist. to Rail [m]	6.3	2.6	1.9	1.8	2.1	1.9	0.3
Avg. Stride Freq. [Hz]	2.3	2.4	2.4	2.3	2.4	2.4	2.3
Avg. Stride Length [m]	6.5	7.7	7.4	7.2	7.2	7.1	6.7



- [] Ranking at each section and finish
- .-.- No data available at this section
- NA No data available



Horse/Jockey Name	Freeman
Final Rank	6
Fastest Section Time (Section)	0:10.88 (1200m)
Top Speed [km/h] (Section)	67.6 (1200m)
Race State	Finished



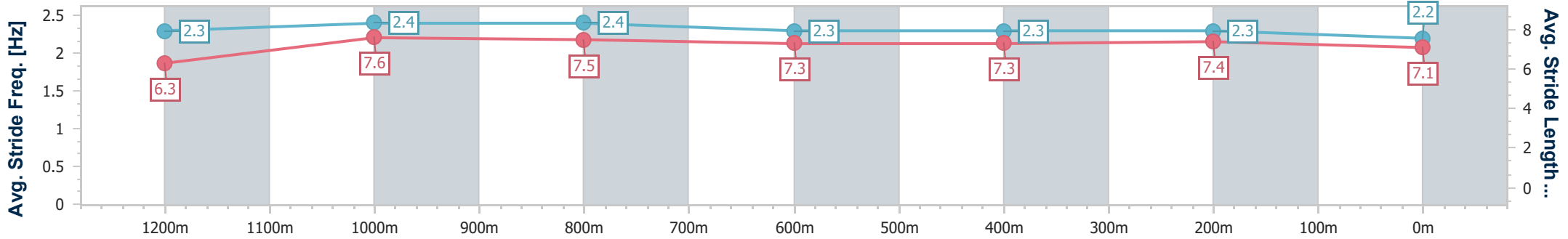
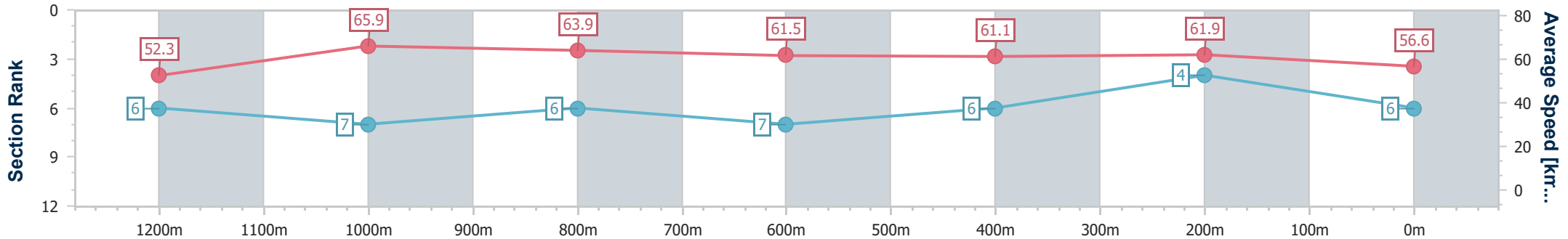
Sunshine Coast QLD Professional
Race 6: WIMMERS PREMIUM SOFT DRINKS Class 1 Handicap - 1400m



04 September 2024 - 15:28

Track Rating: Good 4, Weather: Fine, Rail Position: +9m Entire

Section	Overall	1200m	1000m	800m	600m	400m	200m
Section Times	1:24.27 [6] (0:13.79)	1:10.48 [6] (0:10.88)	0:59.60 [7] (0:11.40)	0:48.20 [6] (0:11.89)	0:36.31 [7] (0:11.95)	0:24.36 [6] (0:11.64)	0:12.72 [4] (0:12.72)
Average Speed [km/h]	52.3	65.9	63.9	61.5	61.1	61.9	56.6
Top Speed [km/h]	64.9	67.6	66.0	62.5	61.9	63.1	59.4
Avg. Dist. to Rail [m]	7.5	4.0	3.1	2.6	2.9	4.5	4.6
Avg. Stride Freq. [Hz]	2.3	2.4	2.4	2.3	2.3	2.3	2.2
Avg. Stride Length [m]	6.3	7.6	7.5	7.3	7.3	7.4	7.1



- [] Ranking at each section and finish
- .-.- No data available at this section
- NA No data available



Horse/Jockey Name	Riva D'amor
Final Rank	7
Fastest Section Time (Section)	0:10.80 (1200m)
Top Speed [km/h] (Section)	68.1 (1200m)
Race State	Finished



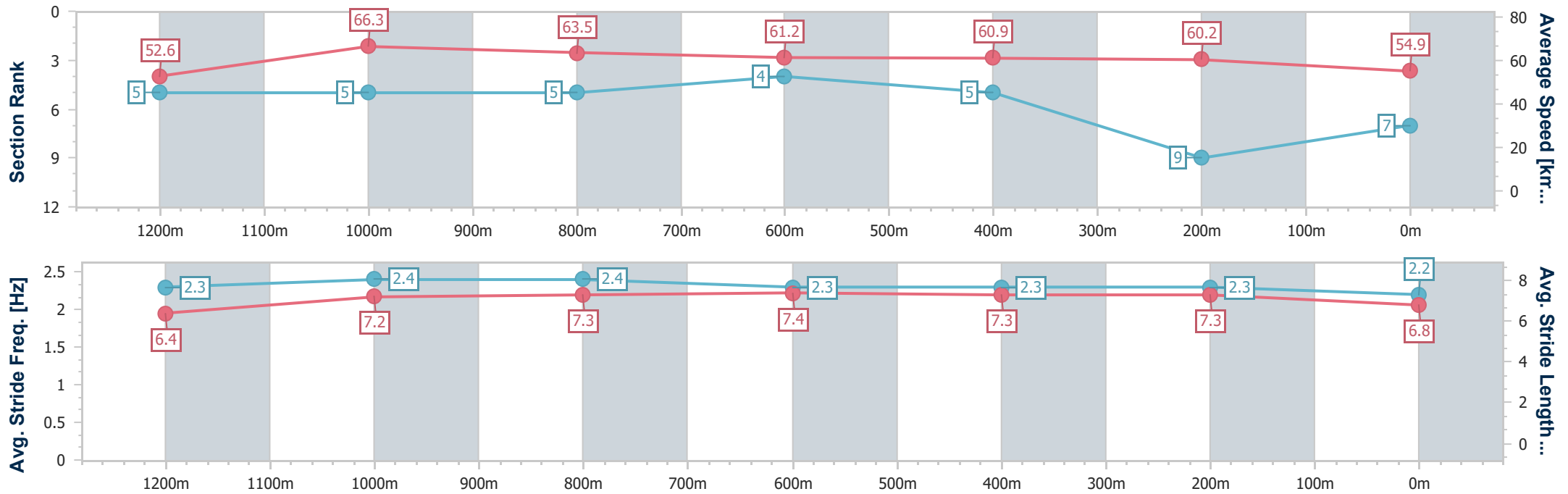
Sunshine Coast QLD Professional
Race 6: WIMMERS PREMIUM SOFT DRINKS Class 1 Handicap - 1400m



04 September 2024 - 15:28

Track Rating: Good 4, Weather: Fine, Rail Position: +9m Entire

Section	Overall	1200m	1000m	800m	600m	400m	200m
Section Times	1:24.89 [7] (0:13.73)	1:11.16 [5] (0:10.80)	1:00.36 [5] (0:11.44)	0:48.92 [5] (0:11.88)	0:37.04 [4] (0:11.97)	0:25.07 [5] (0:11.98)	0:13.09 [9] (0:13.09)
Average Speed [km/h]	52.6	66.3	63.5	61.2	60.9	60.2	54.9
Top Speed [km/h]	67.9	68.1	64.9	61.8	62.3	62.7	57.1
Avg. Dist. to Rail [m]	3.9	2.8	2.3	1.9	2.2	1.8	3.8
Avg. Stride Freq. [Hz]	2.3	2.4	2.4	2.3	2.3	2.3	2.2
Avg. Stride Length [m]	6.4	7.2	7.3	7.4	7.3	7.3	6.8



- [] Ranking at each section and finish
- .-.- No data available at this section
- NA No data available



Horse/Jockey Name	Power Ace
Final Rank	8
Fastest Section Time (Section)	0:10.71 (1200m)
Top Speed [km/h] (Section)	68.2 (1200m)
Race State	Finished



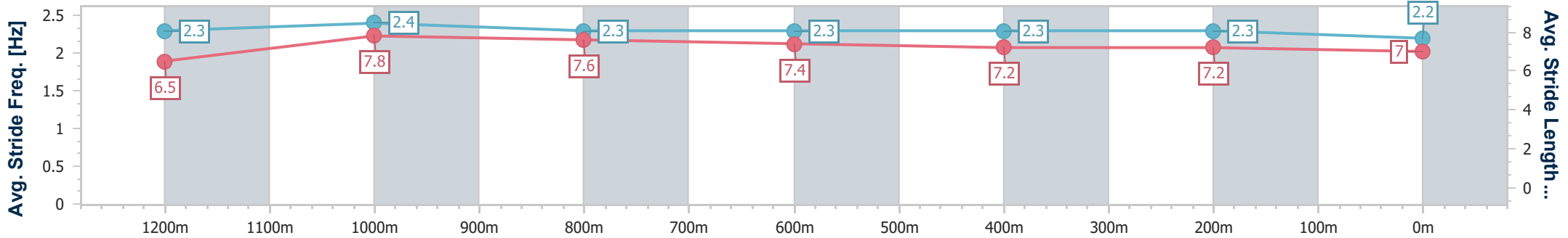
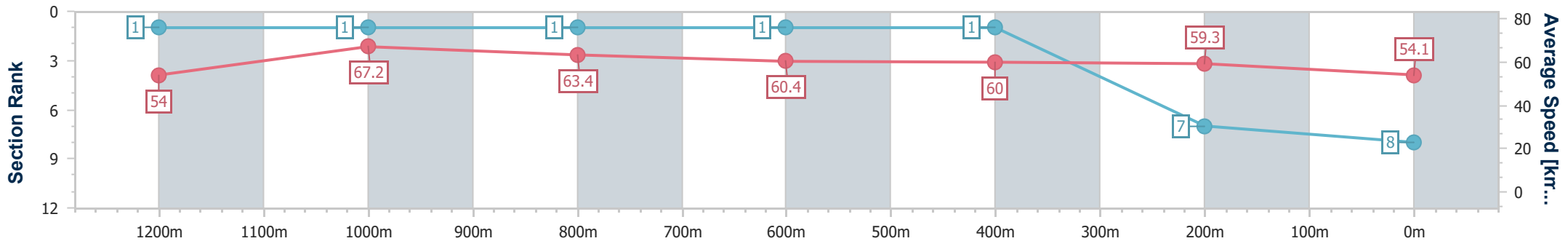
Sunshine Coast QLD Professional
Race 6: WIMMERS PREMIUM SOFT DRINKS Class 1 Handicap - 1400m



04 September 2024 - 15:28

Track Rating: Good 4, Weather: Fine, Rail Position: +9m Entire

Section	Overall	1200m	1000m	800m	600m	400m	200m
Section Times	1:24.92 [8] (0:13.35)	1:11.57 [1] (0:10.71)	1:00.86 [1] (0:11.37)	0:49.49 [1] (0:12.03)	0:37.46 [1] (0:12.00)	0:25.46 [1] (0:12.18)	0:13.28 [7] (0:13.28)
Average Speed [km/h]	54.0	67.2	63.4	60.4	60.0	59.3	54.1
Top Speed [km/h]	68.2	68.2	65.4	61.4	60.7	60.5	57.2
Avg. Dist. to Rail [m]	2.8	1.9	1.4	1.5	0.8	0.3	0.4
Avg. Stride Freq. [Hz]	2.3	2.4	2.3	2.3	2.3	2.3	2.2
Avg. Stride Length [m]	6.5	7.8	7.6	7.4	7.2	7.2	7.0



- [] Ranking at each section and finish
- .-.- No data available at this section
- NA No data available



Horse/Jockey Name	Paper Cowboy
Final Rank	9
Fastest Section Time (Section)	0:10.77 (1200m)
Top Speed [km/h] (Section)	68.0 (1200m)
Race State	Finished



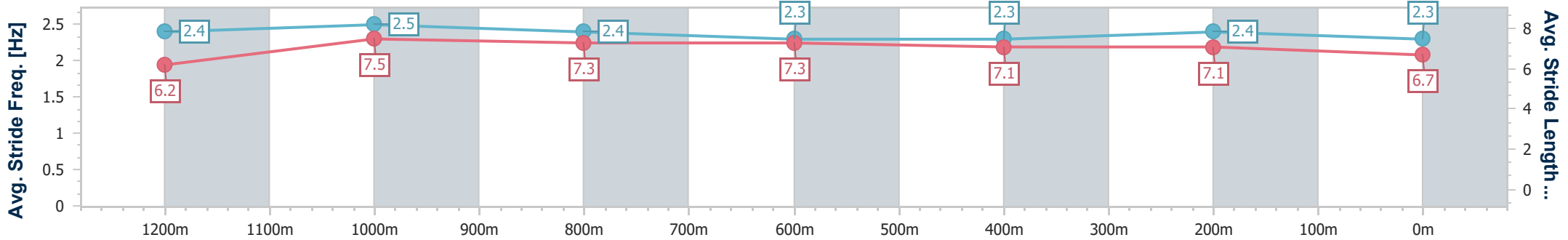
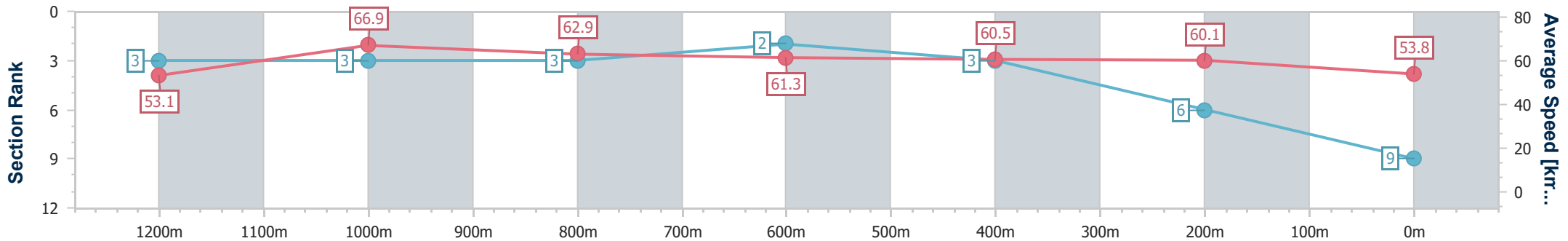
Sunshine Coast QLD Professional
Race 6: WIMMERS PREMIUM SOFT DRINKS Class 1 Handicap - 1400m



04 September 2024 - 15:28

Track Rating: Good 4, Weather: Fine, Rail Position: +9m Entire

Section	Overall	1200m	1000m	800m	600m	400m	200m
Section Times	1:24.96 [9] (0:13.55)	1:11.41 [3] (0:10.77)	1:00.64 [3] (0:11.50)	0:49.14 [3] (0:11.79)	0:37.35 [2] (0:12.01)	0:25.34 [3] (0:11.99)	0:13.35 [6] (0:13.35)
Average Speed [km/h]	53.1	66.9	62.9	61.3	60.5	60.1	53.8
Top Speed [km/h]	67.6	68.0	64.8	62.2	62.1	62.0	57.7
Avg. Dist. to Rail [m]	6.6	2.1	0.9	0.4	1.8	1.3	0.5
Avg. Stride Freq. [Hz]	2.4	2.5	2.4	2.3	2.3	2.4	2.3
Avg. Stride Length [m]	6.2	7.5	7.3	7.3	7.1	7.1	6.7



- [] Ranking at each section and finish
- .-.- No data available at this section
- NA No data available



Horse/Jockey Name	I Saw The Light
Final Rank	10
Fastest Section Time (Section)	0:10.77 (1200m)
Top Speed [km/h] (Section)	68.2 (1200m)
Race State	Finished



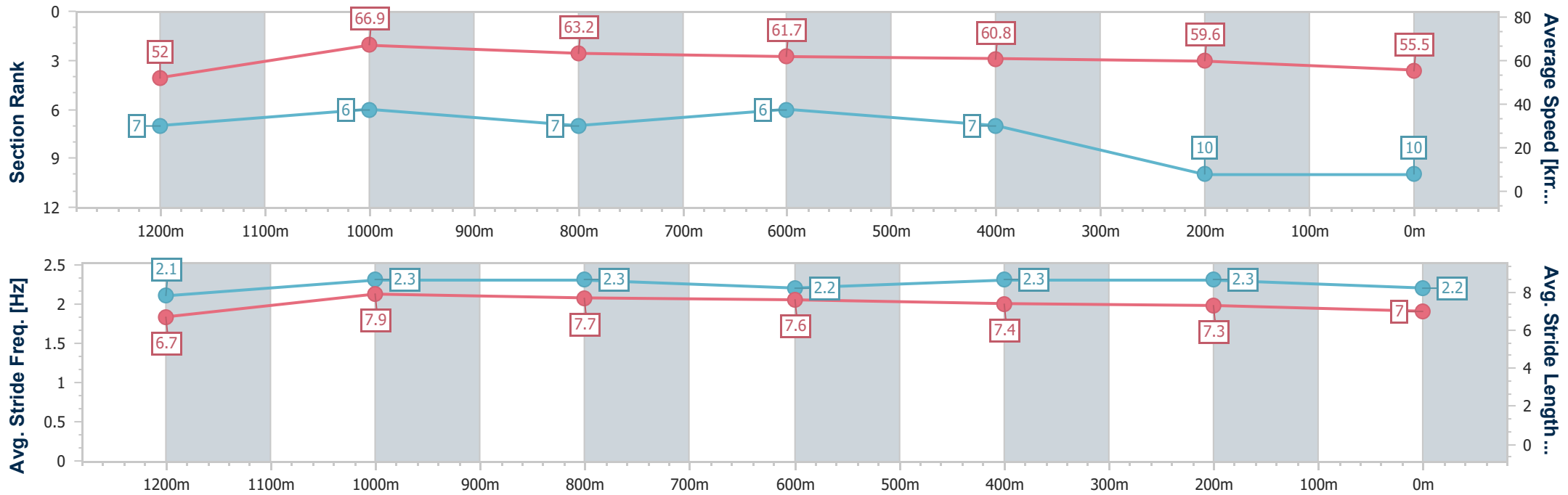
Sunshine Coast QLD Professional
Race 6: WIMMERS PREMIUM SOFT DRINKS Class 1 Handicap - 1400m



04 September 2024 - 15:28

Track Rating: Good 4, Weather: Fine, Rail Position: +9m Entire

Section	Overall	1200m	1000m	800m	600m	400m	200m
Section Times	1:24.99 [10] (0:13.84)	1:11.15 [7] (0:10.77)	1:00.38 [6] (0:11.46)	0:48.92 [7] (0:11.82)	0:37.10 [6] (0:12.07)	0:25.03 [7] (0:12.07)	0:12.96 [10] (0:12.96)
Average Speed [km/h]	52.0	66.9	63.2	61.7	60.8	59.6	55.5
Top Speed [km/h]	66.3	68.2	65.3	63.2	61.7	61.7	57.5
Avg. Dist. to Rail [m]	6.2	3.4	2.5	2.0	3.3	4.2	6.6
Avg. Stride Freq. [Hz]	2.1	2.3	2.3	2.2	2.3	2.3	2.2
Avg. Stride Length [m]	6.7	7.9	7.7	7.6	7.4	7.3	7.0



- [] Ranking at each section and finish
- .-.- No data available at this section
- NA No data available



Sunshine Coast QLD Professional

Race 7: DOUBLE R GROUP BENCHMARK 68 Handicap - 1200m

04 September 2024 - 16:07



Track Rating: Good 4, Weather: Fine, Rail Position: +9m Entire

Section		Field Times											Last 600m					
		Overall	1000m	800m	600m	400m	200m						0:34.73					
		1:10.36 (0:13.60)	0:56.76 (0:10.80)	0:45.96 (0:11.23)	0:34.73 (0:11.57)	0:23.16 (0:11.40)	0:11.76 (0:11.76)											
Rank	TAB	Horse/Jockey	Barrier	Top Speed [km/h]	Fastest Section												Margin	Distance Travelled [m]
1	6	I AM ARTIE James Orman	12	68.7 1000m	0:10.82 1000m	1:10.36 [1] (0:13.65)	0:56.71 [3] (0:10.82)	0:45.89 [3] (0:11.27)	0:34.62 [2] (0:11.59)	0:23.03 [2] (0:11.29)	0:11.74 [2] (0:11.74)	1:10.36	0:34.62					
2	1	DEMON DARB Jag Guthmann-Chester	11	69.7 Overall	0:10.95 1000m	1:10.70 [2] (0:14.29)	0:56.41 [9] (0:10.95)	0:45.46 [9] (0:11.27)	0:34.19 [9] (0:11.47)	0:22.72 [9] (0:11.03)	0:11.69 [6] (0:11.69)	2L	0:34.19	-2				
3	13	MISS EMMA Andrew Mallyon	8	67.0 1000m	0:11.03 1000m	1:10.73 [3] (0:13.89)	0:56.84 [7] (0:11.03)	0:45.81 [8] (0:11.31)	0:34.50 [8] (0:11.51)	0:22.99 [5] (0:11.17)	0:11.82 [3] (0:11.82)	2.1L	0:34.50	-2				
4	9	ELLIBABY Kyle Wilson-Taylor	4	68.2 1000m	0:10.86 1000m	1:10.81 [4] (0:13.60)	0:57.21 [1] (0:10.86)	0:46.35 [2] (0:11.17)	0:35.18 [1] (0:11.57)	0:23.61 [1] (0:11.40)	0:12.21 [1] (0:12.21)	2.5L	0:35.18	-9				
5	7	STRAPPARSI Angela Jones	1	67.4 Overall	0:10.92 1000m	1:11.05 [5] (0:13.68)	0:57.37 [4] (0:10.92)	0:46.45 [4] (0:11.33)	0:35.12 [4] (0:11.72)	0:23.40 [4] (0:11.31)	0:12.09 [5] (0:12.09)	3.8L	0:35.12	+3				
6	3	THE CULLINAN Emily Lang	5	65.8 1000m	0:11.10 1000m	1:11.19 [6] (0:14.42)	0:56.77 [10] (0:11.10)	0:45.67 [10] (0:11.13)	0:34.54 [10] (0:11.57)	0:22.97 [10] (0:11.21)	0:11.76 [9] (0:11.76)	4.6L	0:34.54	-2				
7	12	NEW HAMPSHIRE Cody Collis	6	67.8 1000m	0:10.93 1000m	1:11.22 [7] (0:13.96)	0:57.26 [8] (0:10.93)	0:46.33 [7] (0:11.30)	0:35.03 [7] (0:11.60)	0:23.43 [6] (0:11.41)	0:12.02 [7] (0:12.02)	4.7L	0:35.03	-6				
8	5	HALFAHOPE Michael Cahill	7	68.1 1000m	0:10.80 1000m	1:11.44 [8] (0:13.60)	0:57.84 [1] (0:10.80)	0:47.04 [1] (0:11.37)	0:35.67 [3] (0:11.72)	0:23.95 [3] (0:11.47)	0:12.48 [4] (0:12.48)	6L	0:35.67	+2				
9	11	MIXED SPICE Taylor Marshall	3	67.2 1000m	0:10.96 1000m	1:11.53 [9] (0:13.72)	0:57.81 [5] (0:10.96)	0:46.85 [5] (0:11.39)	0:35.46 [5] (0:11.79)	0:23.67 [7] (0:11.48)	0:12.19 [8] (0:12.19)	6.4L	0:35.46	+3				
10	8	BAUHINIA ROCK Justin Huxtable	2	67.9 1000m	0:10.96 1000m	1:12.77 [10] (0:13.79)	0:58.98 [6] (0:10.96)	0:48.02 [6] (0:11.41)	0:36.61 [6] (0:11.72)	0:24.89 [8] (0:11.78)	0:13.11 [10] (0:13.11)	13.7L	0:36.61	+1				

Scratched: Brocky (#2), Limero (#10), Beautantes (#4)

[] Ranking at each section and finish
 -:-:- No data available at this section
 NA No data available

SCN Saddle cloth number
 DNF Did not finish
 DNT Did not track



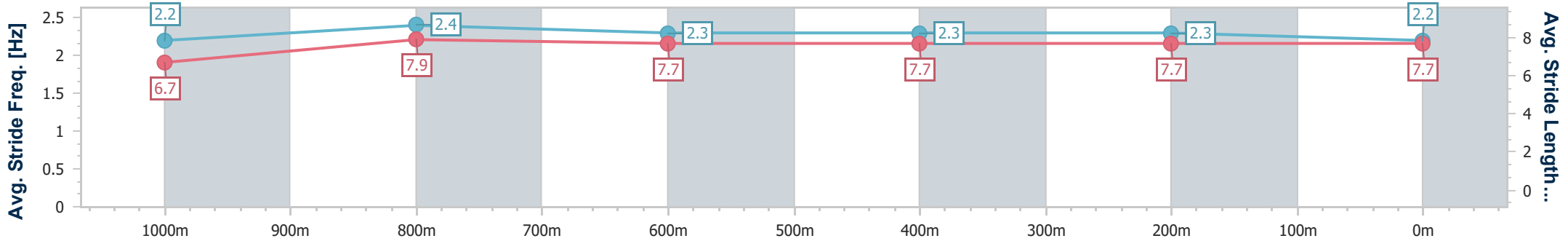
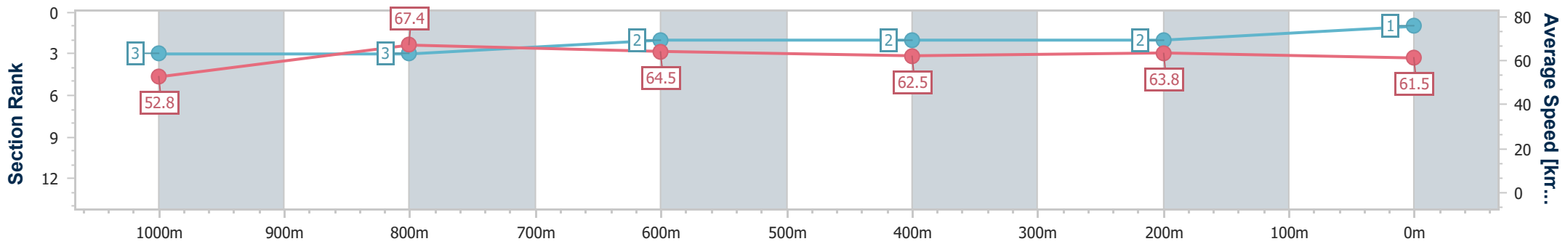
Horse/Jockey Name	I Am Artie
Final Rank	1
Fastest Section Time (Section)	0:10.82 (1000m)
Top Speed [km/h] (Section)	68.7 (1000m)
Race State	Finished



04 September 2024 - 16:07

Track Rating: Good 4, Weather: Fine, Rail Position: +9m Entire

Section	Overall	1000m	800m	600m	400m	200m
Section Times	1:10.36 [1] (0:13.65)	0:56.71 [3] (0:10.82)	0:45.89 [3] (0:11.27)	0:34.62 [2] (0:11.59)	0:23.03 [2] (0:11.29)	0:11.74 [2] (0:11.74)
Average Speed [km/h]	52.8	67.4	64.5	62.5	63.8	61.5
Top Speed [km/h]	68.7	68.7	66.6	62.9	64.5	63.1
Avg. Dist. to Rail [m]	10.2	5.7	2.0	0.8	2.2	1.5
Avg. Stride Freq. [Hz]	2.2	2.4	2.3	2.3	2.3	2.2
Avg. Stride Length [m]	6.7	7.9	7.7	7.7	7.7	7.7



- [] Ranking at each section and finish
- .-.- No data available at this section
- NA No data available



Horse/Jockey Name	Demon Darb
Final Rank	2
Fastest Section Time (Section)	0:10.95 (1000m)
Top Speed [km/h] (Section)	69.7 (Overall)
Race State	Finished



Sunshine Coast QLD Professional

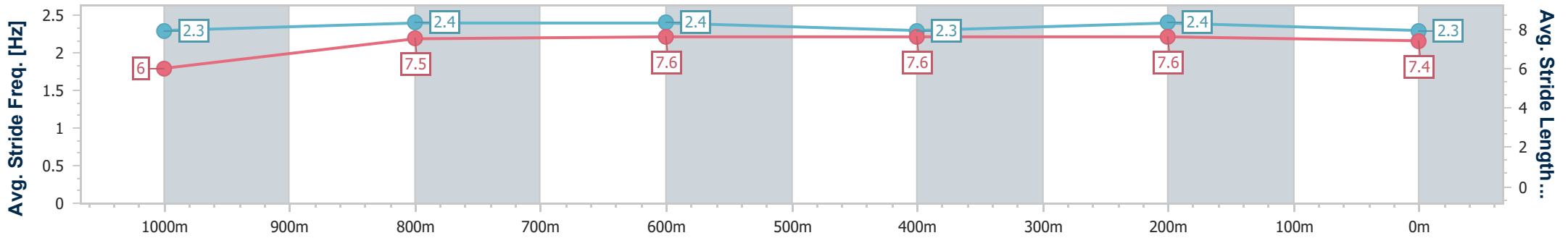
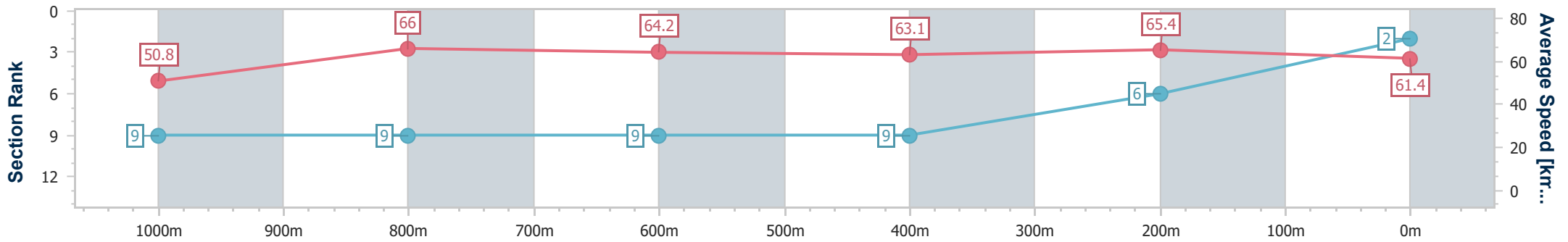
Race 7: DOUBLE R GROUP BENCHMARK 68 Handicap - 1200m



04 September 2024 - 16:07

Track Rating: Good 4, Weather: Fine, Rail Position: +9m Entire

Section	Overall	1000m	800m	600m	400m	200m
Section Times	1:10.70 [2] (0:14.29)	0:56.41 [9] (0:10.95)	0:45.46 [9] (0:11.27)	0:34.19 [9] (0:11.47)	0:22.72 [9] (0:11.03)	0:11.69 [6]
Average Speed [km/h]	50.8	66.0	64.2	63.1	65.4	61.4
Top Speed [km/h]	69.7	69.7	65.6	63.9	66.2	63.7
Avg. Dist. to Rail [m]	7.4	3.0	1.3	0.8	2.7	2.2
Avg. Stride Freq. [Hz]	2.3	2.4	2.4	2.3	2.4	2.3
Avg. Stride Length [m]	6.0	7.5	7.6	7.6	7.6	7.4



- [] Ranking at each section and finish
- .-.- No data available at this section
- NA No data available



Horse/Jockey Name	Miss Emma
Final Rank	3
Fastest Section Time (Section)	0:11.03 (1000m)
Top Speed [km/h] (Section)	67.0 (1000m)
Race State	Finished



Sunshine Coast QLD Professional

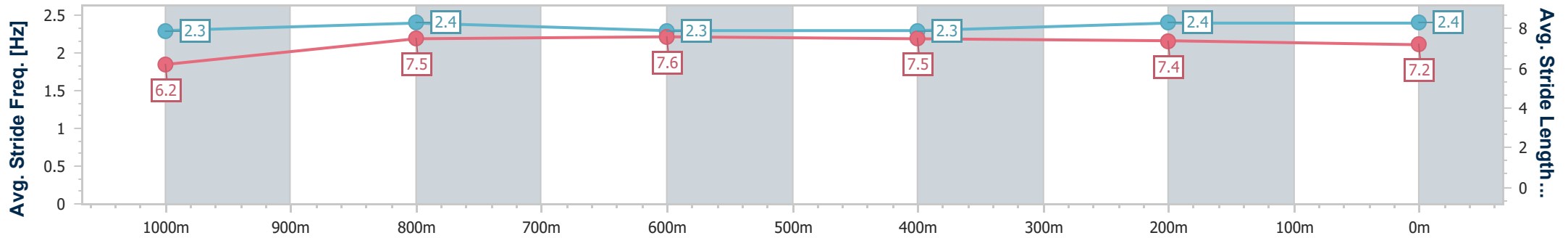
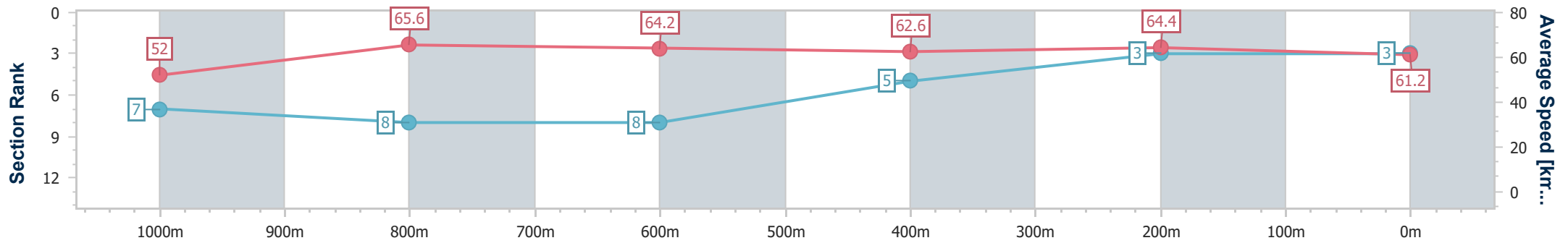
Race 7: DOUBLE R GROUP BENCHMARK 68 Handicap - 1200m



04 September 2024 - 16:07

Track Rating: Good 4, Weather: Fine, Rail Position: +9m Entire

Section	Overall	1000m	800m	600m	400m	200m
Section Times	1:10.73 [3] (0:13.89)	0:56.84 [7] (0:11.03)	0:45.81 [8] (0:11.31)	0:34.50 [8] (0:11.51)	0:22.99 [5] (0:11.17)	0:11.82 [3] (0:11.82)
Average Speed [km/h]	52.0	65.6	64.2	62.6	64.4	61.2
Top Speed [km/h]	66.7	67.0	65.1	64.5	65.5	64.3
Avg. Dist. to Rail [m]	7.5	2.6	1.0	0.5	3.3	3.8
Avg. Stride Freq. [Hz]	2.3	2.4	2.3	2.3	2.4	2.4
Avg. Stride Length [m]	6.2	7.5	7.6	7.5	7.4	7.2



- [] Ranking at each section and finish
- .-.- No data available at this section
- NA No data available



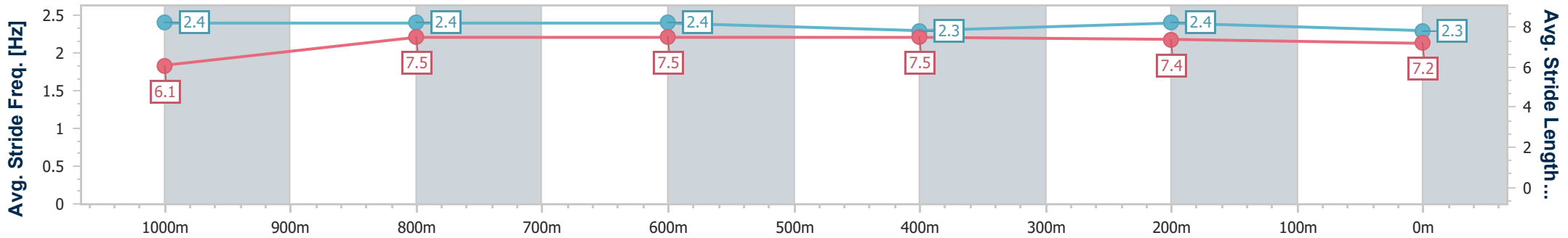
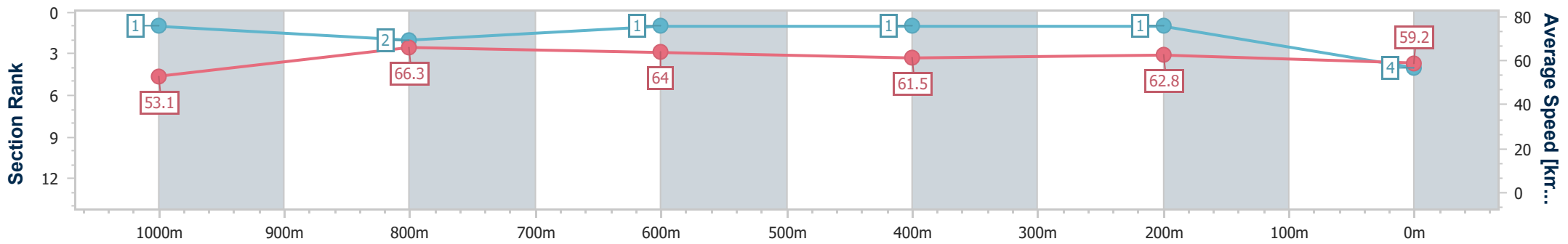
Horse/Jockey Name	Ellibaby
Final Rank	4
Fastest Section Time (Section)	0:10.86 (1000m)
Top Speed [km/h] (Section)	68.2 (1000m)
Race State	Finished



04 September 2024 - 16:07

Track Rating: Good 4, Weather: Fine, Rail Position: +9m Entire

Section	Overall	1000m	800m	600m	400m	200m
Section Times	1:10.81 [4] (0:13.60)	0:57.21 [1] (0:10.86)	0:46.35 [2] (0:11.17)	0:35.18 [1] (0:11.57)	0:23.61 [1] (0:11.40)	0:12.21 [1] (0:12.21)
Average Speed [km/h]	53.1	66.3	64.0	61.5	62.8	59.2
Top Speed [km/h]	67.7	68.2	64.8	62.1	64.3	61.9
Avg. Dist. to Rail [m]	5.0	1.6	1.5	2.5	0.9	1.3
Avg. Stride Freq. [Hz]	2.4	2.4	2.4	2.3	2.4	2.3
Avg. Stride Length [m]	6.1	7.5	7.5	7.5	7.4	7.2



- [] Ranking at each section and finish
- .-.- No data available at this section
- NA No data available



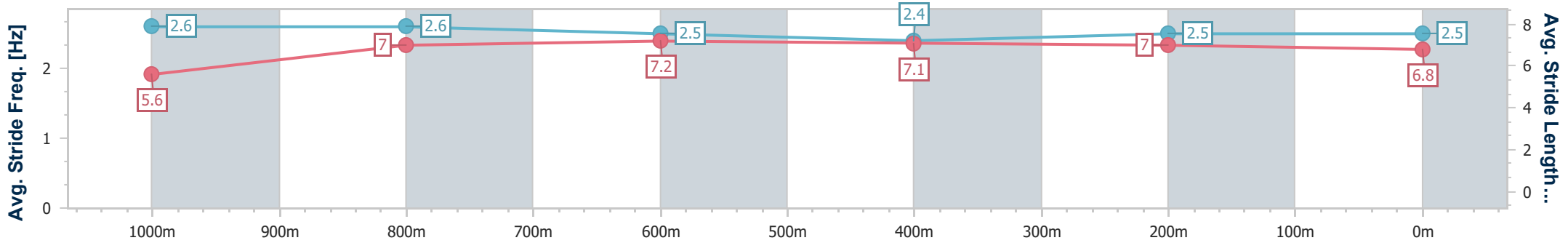
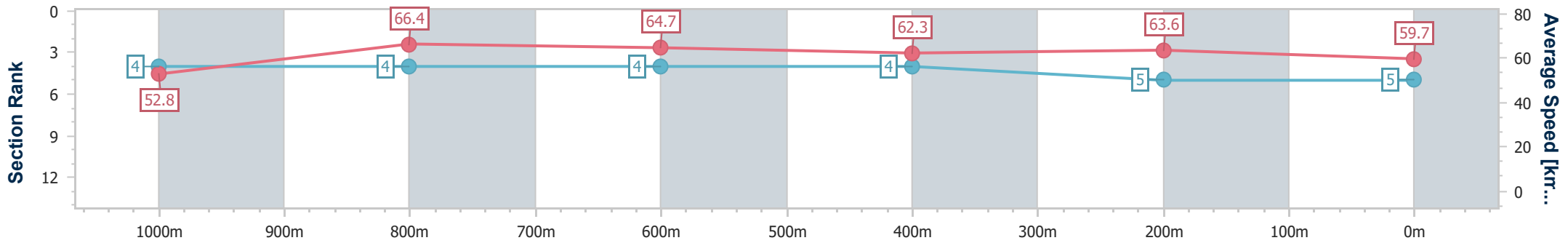
Horse/Jockey Name	Strapparsi
Final Rank	5
Fastest Section Time (Section)	0:10.92 (1000m)
Top Speed [km/h] (Section)	67.4 (Overall)
Race State	Finished



04 September 2024 - 16:07

Track Rating: Good 4, Weather: Fine, Rail Position: +9m Entire

Section	Overall	1000m	800m	600m	400m	200m
Section Times	1:11.05 [5] (0:13.68)	0:57.37 [4] (0:10.92)	0:46.45 [4] (0:11.33)	0:35.12 [4] (0:11.72)	0:23.40 [4] (0:11.31)	0:12.09 [5] (0:12.09)
Average Speed [km/h]	52.8	66.4	64.7	62.3	63.6	59.7
Top Speed [km/h]	67.4	67.1	66.3	62.7	64.3	63.6
Avg. Dist. to Rail [m]	2.5	2.3	3.4	2.3	1.9	2.2
Avg. Stride Freq. [Hz]	2.6	2.6	2.5	2.4	2.5	2.5
Avg. Stride Length [m]	5.6	7.0	7.2	7.1	7.0	6.8



- [] Ranking at each section and finish
- .-.- No data available at this section
- NA No data available



Horse/Jockey Name	The Cullinan
Final Rank	6
Fastest Section Time (Section)	0:11.10 (1000m)
Top Speed [km/h] (Section)	65.8 (1000m)
Race State	Finished



Sunshine Coast QLD Professional

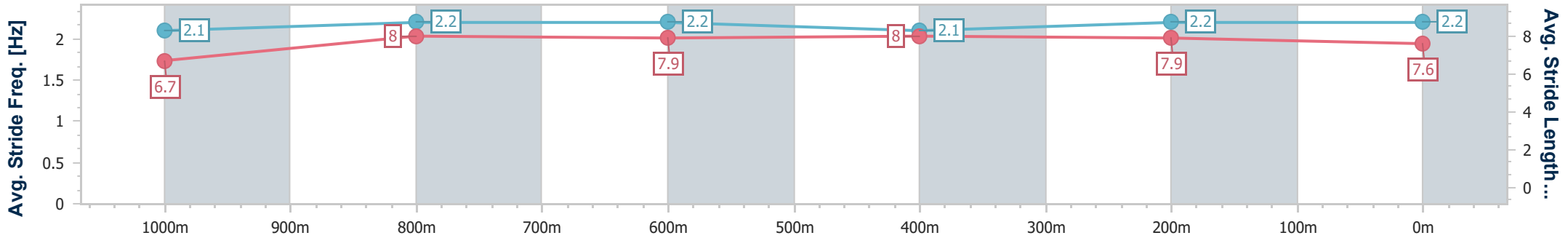
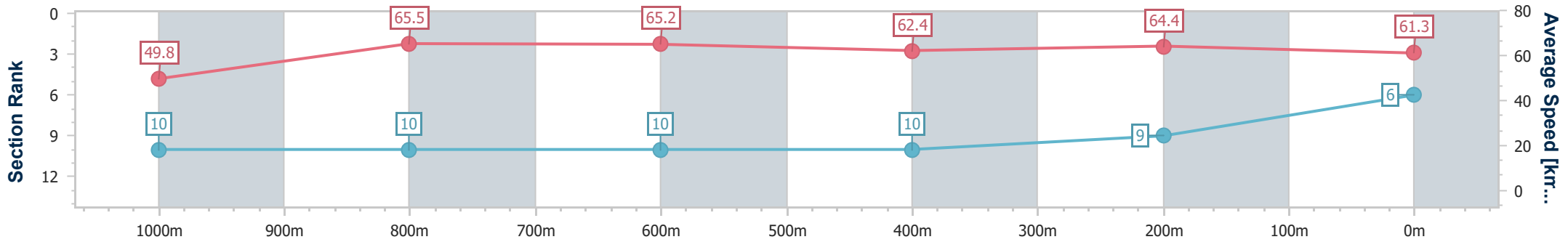
Race 7: DOUBLE R GROUP BENCHMARK 68 Handicap - 1200m



04 September 2024 - 16:07

Track Rating: Good 4, Weather: Fine, Rail Position: +9m Entire

Section	Overall	1000m	800m	600m	400m	200m
Section Times	1:11.19 [6] (0:14.42)	0:56.77 [10] (0:11.10)	0:45.67 [10] (0:11.13)	0:34.54 [10] (0:11.57)	0:22.97 [10] (0:11.21)	0:11.76 [9] (0:11.76)
Average Speed [km/h]	49.8	65.5	65.2	62.4	64.4	61.3
Top Speed [km/h]	64.5	65.8	65.5	64.6	64.6	63.7
Avg. Dist. to Rail [m]	4.6	2.3	1.5	0.8	4.7	5.2
Avg. Stride Freq. [Hz]	2.1	2.2	2.2	2.1	2.2	2.2
Avg. Stride Length [m]	6.7	8.0	7.9	8.0	7.9	7.6



- [] Ranking at each section and finish
- .-.- No data available at this section
- NA No data available



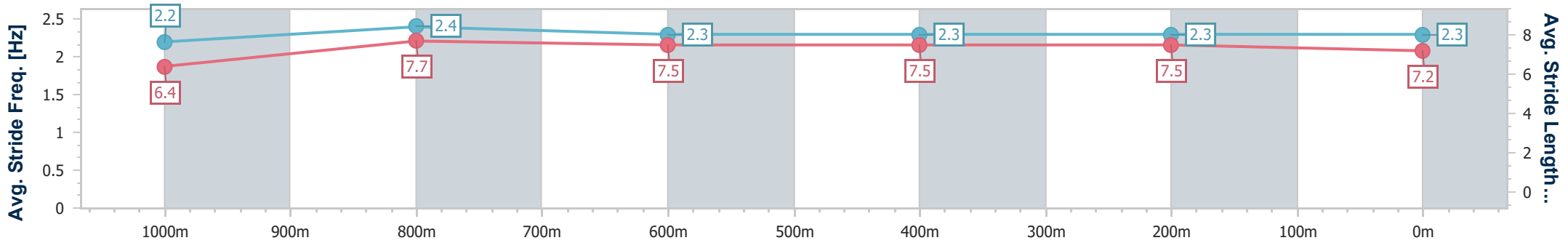
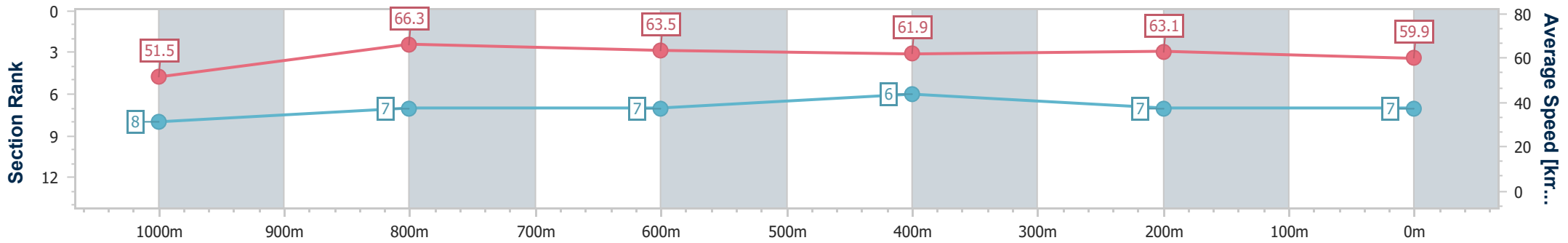
Horse/Jockey Name	New Hampshire
Final Rank	7
Fastest Section Time (Section)	0:10.93 (1000m)
Top Speed [km/h] (Section)	67.8 (1000m)
Race State	Finished



04 September 2024 - 16:07

Track Rating: Good 4, Weather: Fine, Rail Position: +9m Entire

Section	Overall	1000m	800m	600m	400m	200m
Section Times	1:11.22 [7] (0:13.96)	0:57.26 [8] (0:10.93)	0:46.33 [7] (0:11.30)	0:35.03 [7] (0:11.60)	0:23.43 [6] (0:11.41)	0:12.02 [7] (0:12.02)
Average Speed [km/h]	51.5	66.3	63.5	61.9	63.1	59.9
Top Speed [km/h]	67.2	67.8	64.9	62.7	65.1	62.2
Avg. Dist. to Rail [m]	5.2	2.0	1.1	0.9	1.4	1.6
Avg. Stride Freq. [Hz]	2.2	2.4	2.3	2.3	2.3	2.3
Avg. Stride Length [m]	6.4	7.7	7.5	7.5	7.5	7.2



- [] Ranking at each section and finish
- .-.- No data available at this section
- NA No data available



Horse/Jockey Name	Halfahope
Final Rank	8
Fastest Section Time (Section)	0:10.80 (1000m)
Top Speed [km/h] (Section)	68.1 (1000m)
Race State	Finished



Sunshine Coast QLD Professional

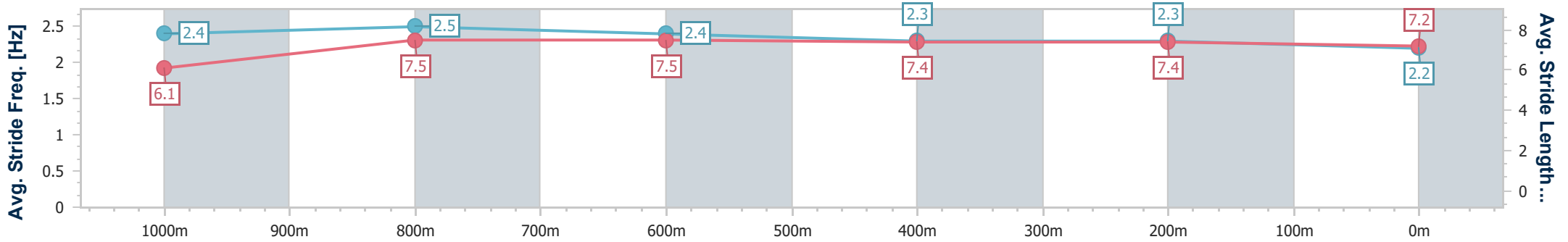
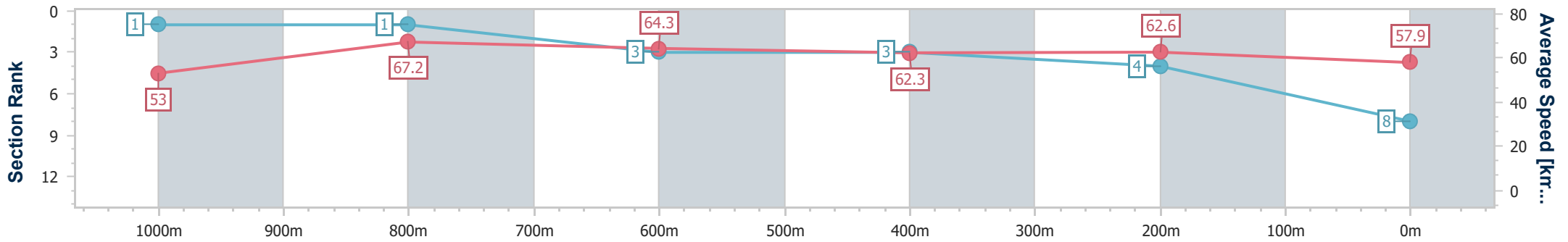
Race 7: DOUBLE R GROUP BENCHMARK 68 Handicap - 1200m



04 September 2024 - 16:07

Track Rating: Good 4, Weather: Fine, Rail Position: +9m Entire

Section	Overall	1000m	800m	600m	400m	200m
Section Times	1:11.44 [8] (0:13.60)	0:57.84 [1] (0:10.80)	0:47.04 [1] (0:11.37)	0:35.67 [3] (0:11.72)	0:23.95 [3] (0:11.47)	0:12.48 [4] (0:12.48)
Average Speed [km/h]	53.0	67.2	64.3	62.3	62.6	57.9
Top Speed [km/h]	67.8	68.1	66.9	62.8	63.7	61.6
Avg. Dist. to Rail [m]	6.9	3.7	2.6	2.2	2.9	3.7
Avg. Stride Freq. [Hz]	2.4	2.5	2.4	2.3	2.3	2.2
Avg. Stride Length [m]	6.1	7.5	7.5	7.4	7.4	7.2



- [] Ranking at each section and finish
- .-.- No data available at this section
- NA No data available



Horse/Jockey Name	Mixed Spice
Final Rank	9
Fastest Section Time (Section)	0:10.96 (1000m)
Top Speed [km/h] (Section)	67.2 (1000m)
Race State	Finished



Sunshine Coast QLD Professional

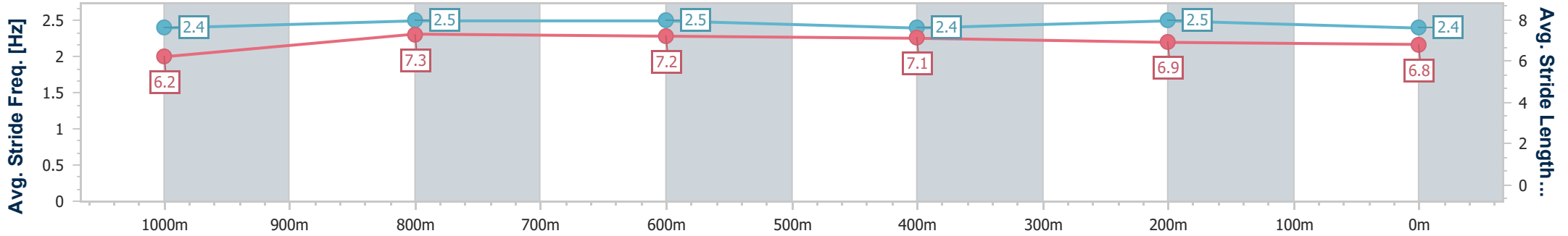
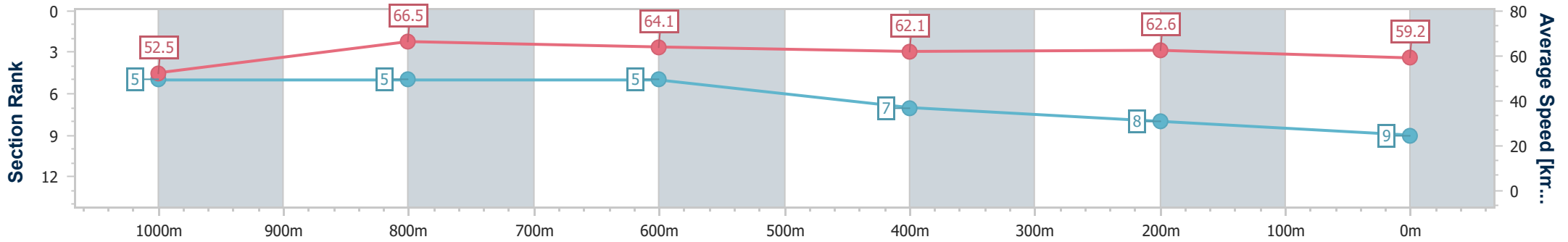
Race 7: DOUBLE R GROUP BENCHMARK 68 Handicap - 1200m



04 September 2024 - 16:07

Track Rating: Good 4, Weather: Fine, Rail Position: +9m Entire

Section	Overall	1000m	800m	600m	400m	200m
Section Times	1:11.53 [9] (0:13.72)	0:57.81 [5] (0:10.96)	0:46.85 [5] (0:11.39)	0:35.46 [5] (0:11.79)	0:23.67 [7] (0:11.48)	0:12.19 [8] (0:12.19)
Average Speed [km/h]	52.5	66.5	64.1	62.1	62.6	59.2
Top Speed [km/h]	65.5	67.2	65.5	63.5	64.1	62.1
Avg. Dist. to Rail [m]	3.8	3.2	2.6	3.0	4.9	5.6
Avg. Stride Freq. [Hz]	2.4	2.5	2.5	2.4	2.5	2.4
Avg. Stride Length [m]	6.2	7.3	7.2	7.1	6.9	6.8



- [] Ranking at each section and finish
- .-.- No data available at this section
- NA No data available



Horse/Jockey Name	Bauhinia Rock
Final Rank	10
Fastest Section Time (Section)	0:10.96 (1000m)
Top Speed [km/h] (Section)	67.9 (1000m)
Race State	Finished



Sunshine Coast QLD Professional

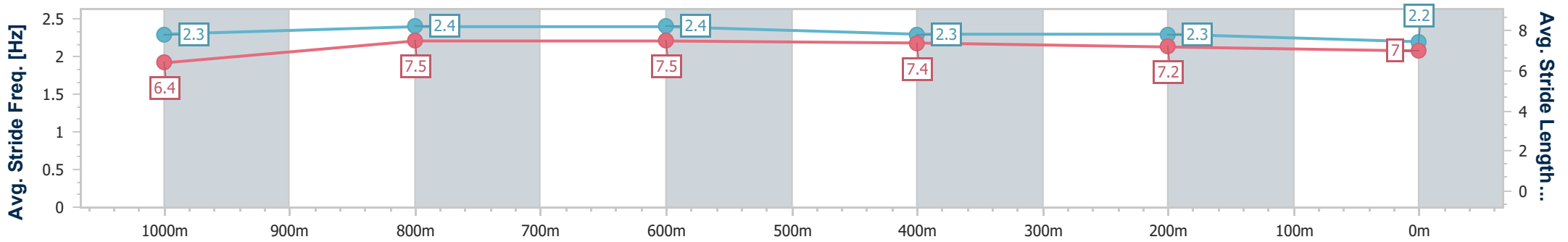
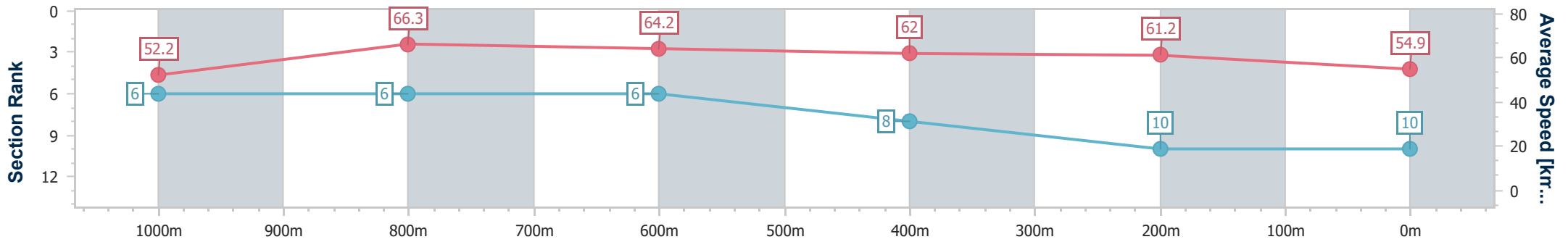
Race 7: DOUBLE R GROUP BENCHMARK 68 Handicap - 1200m



04 September 2024 - 16:07

Track Rating: Good 4, Weather: Fine, Rail Position: +9m Entire

Section	Overall	1000m	800m	600m	400m	200m
Section Times	1:12.77 [10] (0:13.79)	0:58.98 [6] (0:10.96)	0:48.02 [6] (0:11.41)	0:36.61 [6] (0:11.72)	0:24.89 [8] (0:11.78)	0:13.11 [10] (0:13.11)
Average Speed [km/h]	52.2	66.3	64.2	62.0	61.2	54.9
Top Speed [km/h]	66.7	67.9	66.1	63.5	62.5	58.7
Avg. Dist. to Rail [m]	3.7	3.6	2.6	1.9	3.1	2.9
Avg. Stride Freq. [Hz]	2.3	2.4	2.4	2.3	2.3	2.2
Avg. Stride Length [m]	6.4	7.5	7.5	7.4	7.2	7.0



- [] Ranking at each section and finish
- .-.- No data available at this section
- NA No data available



Sunshine Coast QLD Professional

Race 8: CALOUNDRA RSL Class 1 Handicap - 1800m

04 September 2024 - 16:38



Track Rating: Good 4, Weather: Fine, Rail Position: +9m Entire

Section		Overall	1600m	1400m	1200m	1000m	800m	600m	Last 600m					
Field Times		1:49.90 (0:13.23)	1:36.67 (0:10.95)	1:25.72 (0:11.58)	1:14.14 (0:12.25)	1:01.89 (0:12.67)	0:49.22 (0:12.74)	0:36.48 (0:12.17)	0:36.48					
Rank	TAB Horse/Jockey	Barrier	Top Speed [km/h]	Fastest Section										Distance Travelled [m]
1	7 RING BEARER Nikita Beriman	6	68.9 1600m	0:10.78 1600m	1:49.90 [1] (0:13.75)	1:36.15 [4] (0:10.78)	1:25.37 [4] (0:11.83)	1:13.54 [4] (0:12.34)	1:01.20 [4] (0:12.91)	0:48.29 [4] (0:12.44)	0:35.85 [4] (0:11.91)	0:35.85		
2	9 TEESANDCEES APPLY Kyle Wilson-Taylor	8	66.2 1600m	0:11.21 1600m	1:50.14 [2] (0:14.15)	1:35.99 [8] (0:11.21)	1:24.78 [9] (0:11.67)	1:13.11 [8] (0:12.34)	1:00.77 [8] (0:12.78)	0:47.99 [8] (0:12.35)	0:35.64 [7] (0:11.88)	0:35.64	-7	
3	3 ARTZINO Corey Bayliss	16	67.0 1600m	0:11.07 1600m	1:50.22 [3] (0:14.86)	1:35.36 [13] (0:11.07)	1:24.29 [13] (0:11.54)	1:12.75 [12] (0:12.55)	1:00.20 [12] (0:12.84)	0:47.36 [13] (0:12.21)	0:35.15 [12] (0:11.70)	0:35.15	+4	
4	10 MIGHTY JUDD Justin Stanley	7	66.1 1600m	0:11.01 1600m	1:50.23 [4] (0:13.46)	1:36.77 [2] (0:11.01)	1:25.76 [3] (0:11.74)	1:14.02 [3] (0:12.35)	1:01.67 [3] (0:12.87)	0:48.80 [3] (0:12.37)	0:36.43 [3] (0:11.99)	0:36.43	-5	
5	8 YALLA Emily Lang	11	67.7 Overall	0:10.95 1600m	1:50.39 [5] (0:13.23)	1:37.16 [1] (0:10.95)	1:26.21 [1] (0:11.58)	1:14.63 [1] (0:12.25)	1:02.38 [1] (0:12.67)	0:49.71 [1] (0:12.74)	0:36.97 [1] (0:12.17)	0:36.97	-6	
6	12 LASQUETI BOOM Taylor Marshall	9	67.2 1600m	0:10.94 1600m	1:50.62 [6] (0:14.34)	1:36.28 [9] (0:10.94)	1:25.34 [8] (0:11.77)	1:13.57 [9] (0:12.43)	1:01.14 [9] (0:12.85)	0:48.29 [9] (0:12.40)	0:35.89 [9] (0:11.88)	0:35.89	+1	
7	11 CRIMSON WARNING Robbie Dolan	1	67.2 1600m	0:11.05 1600m	1:50.65 [7] (0:13.84)	1:36.81 [6] (0:11.05)	1:25.76 [6] (0:11.72)	1:14.04 [6] (0:12.31)	1:01.73 [5] (0:12.78)	0:48.95 [5] (0:12.47)	0:36.48 [5] (0:11.98)	0:36.48	-3	
8	13 LINDA'S MAGIC Nozi Tomizawa	4	65.3 1600m	0:11.24 1600m	1:50.76 [8] (0:14.35)	1:36.41 [10] (0:11.24)	1:25.17 [10] (0:11.69)	1:13.48 [10] (0:12.48)	1:01.00 [10] (0:12.80)	0:48.20 [10] (0:12.28)	0:35.92 [10] (0:11.77)	0:35.92	-4	
9	2 ROYAL RIFT Angela Jones	13	65.9 1600m	0:11.16 1600m	1:50.86 [9] (0:14.76)	1:36.10 [12] (0:11.16)	1:24.94 [12] (0:11.63)	1:13.31 [13] (0:12.60)	1:00.71 [13] (0:12.67)	0:48.04 [12] (0:12.39)	0:35.65 [13] (0:11.93)	0:35.65	-5	
10	5 WARRANT Michael Cahill	10	67.6 1600m	0:10.89 1600m	1:50.87 [10] (0:13.56)	1:37.31 [3] (0:10.89)	1:26.42 [2] (0:11.58)	1:14.84 [2] (0:12.32)	1:02.52 [2] (0:12.87)	0:49.65 [2] (0:12.49)	0:37.16 [2] (0:12.07)	0:37.16	+0	

Scratched: Casanova Man (#15), Ginasue (#16), With Diamonds (#14)

[] Ranking at each section and finish
 -:-:- No data available at this section
 NA No data available

SCN Saddle cloth number
 DNF Did not finish
 DNT Did not track



Sunshine Coast QLD Professional
Race 8: CALOUNDRA RSL Class 1 Handicap - 1800m
04 September 2024 - 16:38



Track Rating: Good 4, Weather: Fine, Rail Position: +9m Entire

Section		Overall	1600m	1400m	1200m	1000m	800m	600m	Last 600m					
Field Times		1:49.90 (0:13.23)	1:36.67 (0:10.95)	1:25.72 (0:11.58)	1:14.14 (0:12.25)	1:01.89 (0:12.67)	0:49.22 (0:12.74)	0:36.48 (0:12.17)	0:36.48					
Rank	TAB Horse/Jockey	Barrier	Top Speed [km/h]	Fastest Section										Distance Travelled [m]
11	4 REGGAE FIRE Andrew Mallyon	2	68.1 1600m	0:10.98 1600m	1:50.94 [11] (0:13.77)	1:37.17 [5] (0:10.98)	1:26.19 [5] (0:11.81)	1:14.38 [5] (0:12.42)	1:01.96 [6] (0:12.84)	0:49.12 [6] (0:12.51)	0:36.61 [6] (0:11.85)	0:36.61	+0	
12	6 BUFFETT James Orman	5	66.2 1600m	0:11.19 1600m	1:52.08 [12] (0:14.44)	1:37.64 [11] (0:11.19)	1:26.45 [11] (0:11.66)	1:14.79 [11] (0:12.48)	1:02.31 [11] (0:12.91)	0:49.40 [11] (0:12.25)	0:37.15 [11] (0:11.72)	0:37.15	+0	
13	1 SPIN DOCTOR Boris Thornton	3	65.6 1600m	0:11.17 1600m	1:52.21 [13] (0:13.93)	1:38.28 [7] (0:11.17)	1:27.11 [7] (0:11.85)	1:15.26 [7] (0:12.35)	1:02.91 [7] (0:12.77)	0:50.14 [7] (0:12.44)	0:37.70 [8] (0:11.89)	0:37.70	-1	

Scratched: Casanova Man (#15), Ginasue (#16), With Diamonds (#14)

[] Ranking at each section and finish
 -:-:-:- No data available at this section
 NA No data available

SCN Saddle cloth number
 DNF Did not finish
 DNT Did not track



Sunshine Coast QLD Professional
Race 8: CALOUNDRA RSL Class 1 Handicap - 1800m
04 September 2024 - 16:38



Track Rating: Good 4, Weather: Fine, Rail Position: +9m Entire

Section				400m	200m			Last 600m			
Field Times				0:24.31 (0:11.96)	0:12.35 (0:12.35)			0:36.48			
Rank	TAB	Horse/Jockey	Barrier	Top Speed [km/h]	Fastest Section	Margin				Distance Travelled [m]	
1	7	RING BEARER Nikita Beriman	6	68.9 1600m	0:10.78 1600m	0:23.94 [4] (0:11.63)	0:12.31 [3] (0:12.31)	1:49.90		0:35.85	
2	9	TEESANDCEES APPLY Kyle Wilson-Taylor	8	66.2 1600m	0:11.21 1600m	0:23.76 [7] (0:11.59)	0:12.17 [7] (0:12.17)	1.3L		0:35.64	-7
3	3	ARTZINO Corey Bayliss	16	67.0 1600m	0:11.07 1600m	0:23.45 [12] (0:11.40)	0:12.05 [8] (0:12.05)	1.6L		0:35.15	+4
4	10	MIGHTY JUDD Justin Stanley	7	66.1 1600m	0:11.01 1600m	0:24.44 [3] (0:11.76)	0:12.68 [1] (0:12.68)	1.7L		0:36.43	-5
5	8	YALLA Emily Lang	11	67.7 Overall	0:10.95 1600m	0:24.80 [1] (0:11.97)	0:12.83 [2] (0:12.83)	2.5L		0:36.97	-6
6	12	LASQUETI BOOM Taylor Marshall	9	67.2 1600m	0:10.94 1600m	0:24.01 [9] (0:11.59)	0:12.42 [9] (0:12.42)	3.8L		0:35.89	+1
7	11	CRIMSON WARNING Robbie Dolan	1	67.2 1600m	0:11.05 1600m	0:24.50 [5] (0:11.78)	0:12.72 [5] (0:12.72)	3.9L		0:36.48	-3
8	13	LINDA'S MAGIC Nozi Tomizawa	4	65.3 1600m	0:11.24 1600m	0:24.15 [10] (0:11.68)	0:12.47 [10] (0:12.47)	4.4L		0:35.92	-4
9	2	ROYAL RIFT Angela Jones	13	65.9 1600m	0:11.16 1600m	0:23.72 [13] (0:11.61)	0:12.11 [13] (0:12.11)	4.8L		0:35.65	-5
10	5	WARRANT Michael Cahill	10	67.6 1600m	0:10.89 1600m	0:25.09 [2] (0:12.05)	0:13.04 [4] (0:13.04)	4.9L		0:37.16	+0

Scratched: Casanova Man (#15), Ginasue (#16), With Diamonds (#14)

[] Ranking at each section and finish
 -:-:- No data available at this section
 NA No data available

SCN Saddle cloth number
 DNF Did not finish
 DNT Did not track



Sunshine Coast QLD Professional
Race 8: CALOUNDRA RSL Class 1 Handicap - 1800m
04 September 2024 - 16:38



Track Rating: Good 4, Weather: Fine, Rail Position: +9m Entire

Section				400m	200m			Last 600m	
Field Times				0:24.31 (0:11.96)	0:12.35 (0:12.35)			0:36.48	
Rank	TAB	Horse/Jockey	Barrier	Top Speed [km/h]	Fastest Section	Margin		Distance Travelled [m]	
11	4	REGGAE FIRE Andrew Mallyon	2	68.1 1600m	0:10.98 1600m	0:24.76 [6] (0:11.76)	0:13.00 [6] (0:13.00)	5.2L	0:36.61 +0
12	6	BUFFETT James Orman	5	66.2 1600m	0:11.19 1600m	0:25.43 [11] (0:12.00)	0:13.43 [12] (0:13.43)	11.7L	0:37.15 +0
13	1	SPIN DOCTOR Boris Thornton	3	65.6 1600m	0:11.17 1600m	0:25.81 [8] (0:11.98)	0:13.83 [11] (0:13.83)	12.2L	0:37.70 -1

Scratched: Casanova Man (#15), Ginasue (#16), With Diamonds (#14)

[] Ranking at each section and finish
 -:-:-:- No data available at this section
 NA No data available

SCN Saddle cloth number
 DNF Did not finish
 DNT Did not track



Horse/Jockey Name	Ring Bearer
Final Rank	1
Fastest Section Time (Section)	0:10.78 (1600m)
Top Speed [km/h] (Section)	68.9 (1600m)
Race State	Finished



Sunshine Coast QLD Professional

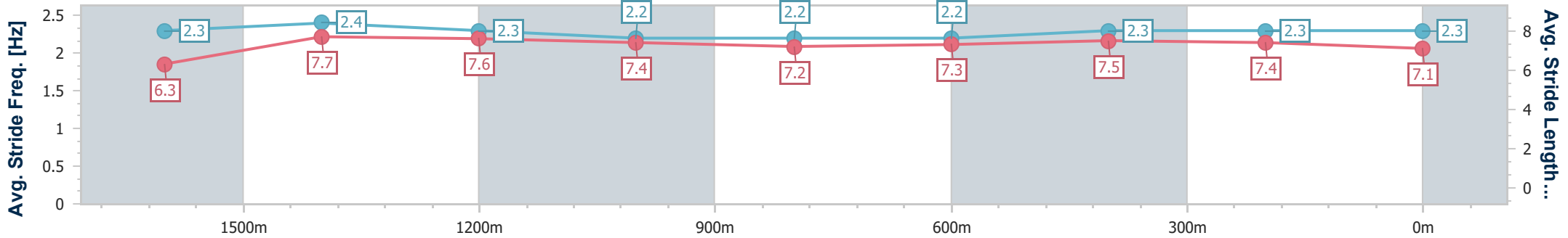
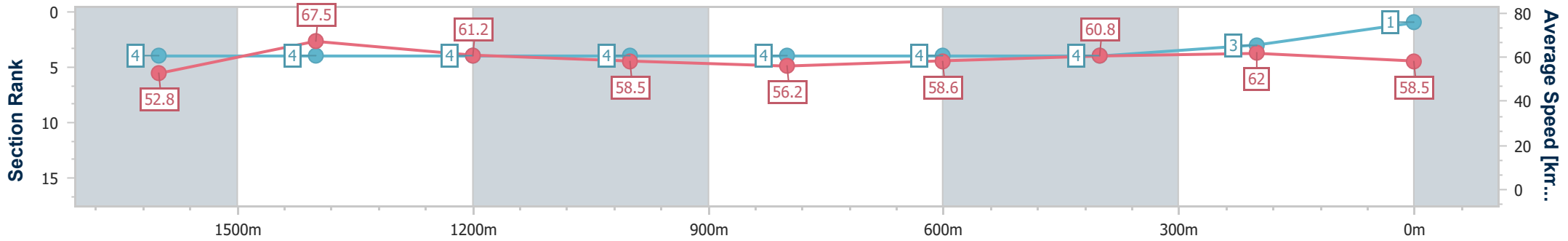
Race 8: CALOUNDRA RSL Class 1 Handicap - 1800m



04 September 2024 - 16:38

Track Rating: Good 4, Weather: Fine, Rail Position: +9m Entire

Section	Overall	1600m	1400m	1200m	1000m	800m	600m	400m	200m			
Section Times	1:49.90 [1] (0:13.75)	1:36.15 [4] (0:10.78)	1:25.37 [4] (0:11.83)	1:13.54 [4] (0:12.34)	1:01.20 [4] (0:12.91)	0:48.29 [4] (0:12.44)	0:35.85 [4] (0:11.91)	0:23.94 [4] (0:11.63)	0:12.31 [3] (0:12.31)			
Average Speed [km/h]	52.8	67.5	61.2	58.5	56.2	58.6	60.8	62.0	58.5			
Top Speed [km/h]	65.3	68.9	64.6	59.9	57.2	60.4	61.6	62.2	61.1			
Avg. Dist. to Rail [m]	4.1	3.6	3.4	3.5	3.2	2.0	1.2	3.8	5.8			
Avg. Stride Freq. [Hz]	2.3	2.4	2.3	2.2	2.2	2.2	2.3	2.3	2.3			
Avg. Stride Length [m]	6.3	7.7	7.6	7.4	7.2	7.3	7.5	7.4	7.1			



- [] Ranking at each section and finish
- .-.- No data available at this section
- NA No data available



Horse/Jockey Name	Teesandcees Apply
Final Rank	2
Fastest Section Time (Section)	0:11.21 (1600m)
Top Speed [km/h] (Section)	66.2 (1600m)
Race State	Finished



Sunshine Coast QLD Professional

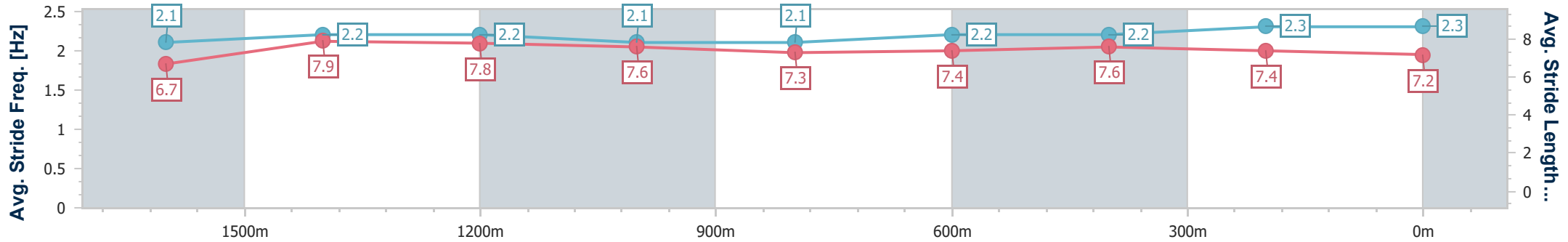
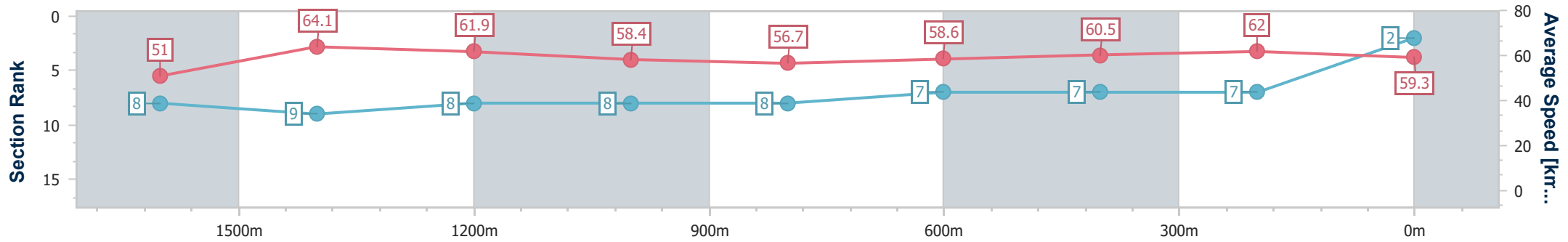
Race 8: CALOUNDRA RSL Class 1 Handicap - 1800m



04 September 2024 - 16:38

Track Rating: Good 4, Weather: Fine, Rail Position: +9m Entire

Section	Overall	1600m	1400m	1200m	1000m	800m	600m	400m	200m
Section Times	1:50.14 [2] (0:14.15)	1:35.99 [8] (0:11.21)	1:24.78 [9] (0:11.67)	1:13.11 [8] (0:12.34)	1:00.77 [8] (0:12.78)	0:47.99 [8] (0:12.35)	0:35.64 [7] (0:11.88)	0:23.76 [7] (0:11.59)	0:12.17 [7] (0:12.17)
Average Speed [km/h]	51.0	64.1	61.9	58.4	56.7	58.6	60.5	62.0	59.3
Top Speed [km/h]	64.4	66.2	64.9	60.1	58.3	59.5	61.4	63.3	60.6
Avg. Dist. to Rail [m]	3.7	0.2	0.8	2.3	2.1	1.3	0.4	1.7	4.4
Avg. Stride Freq. [Hz]	2.1	2.2	2.2	2.1	2.1	2.2	2.2	2.3	2.3
Avg. Stride Length [m]	6.7	7.9	7.8	7.6	7.3	7.4	7.6	7.4	7.2



- [] Ranking at each section and finish
- .-.- No data available at this section
- NA No data available



Horse/Jockey Name	Artzino
Final Rank	3
Fastest Section Time (Section)	0:11.07 (1600m)
Top Speed [km/h] (Section)	67.0 (1600m)
Race State	Finished



Sunshine Coast QLD Professional

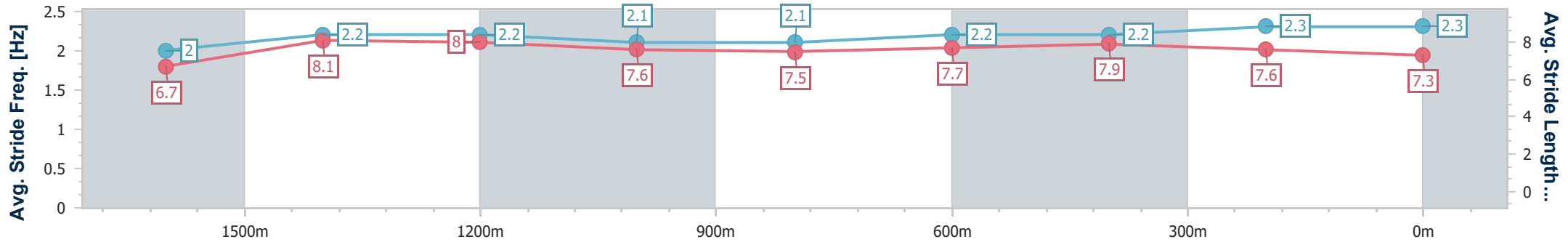
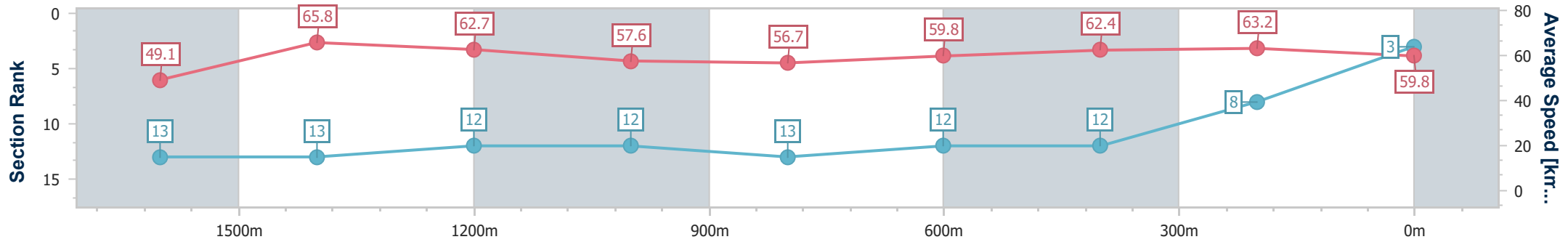
Race 8: CALOUNDRA RSL Class 1 Handicap - 1800m



04 September 2024 - 16:38

Track Rating: Good 4, Weather: Fine, Rail Position: +9m Entire

Section	Overall	1600m	1400m	1200m	1000m	800m	600m	400m	200m
Section Times	1:50.22 [3] (0:14.86)	1:35.36 [13] (0:11.07)	1:24.29 [13] (0:11.54)	1:12.75 [12] (0:12.55)	1:00.20 [12] (0:12.84)	0:47.36 [13] (0:12.21)	0:35.15 [12] (0:11.70)	0:23.45 [12] (0:11.40)	0:12.05 [8] (0:12.05)
Average Speed [km/h]	49.1	65.8	62.7	57.6	56.7	59.8	62.4	63.2	59.8
Top Speed [km/h]	63.1	67.0	65.6	58.4	57.2	62.2	63.2	64.1	62.2
Avg. Dist. to Rail [m]	8.7	3.4	3.3	3.4	3.2	3.0	2.3	7.1	7.2
Avg. Stride Freq. [Hz]	2.0	2.2	2.2	2.1	2.1	2.2	2.2	2.3	2.3
Avg. Stride Length [m]	6.7	8.1	8.0	7.6	7.5	7.7	7.9	7.6	7.3



- [] Ranking at each section and finish
- .-.- No data available at this section
- NA No data available



Horse/Jockey Name	Mighty Judd
Final Rank	4
Fastest Section Time (Section)	0:11.01 (1600m)
Top Speed [km/h] (Section)	66.1 (1600m)
Race State	Finished



Sunshine Coast QLD Professional

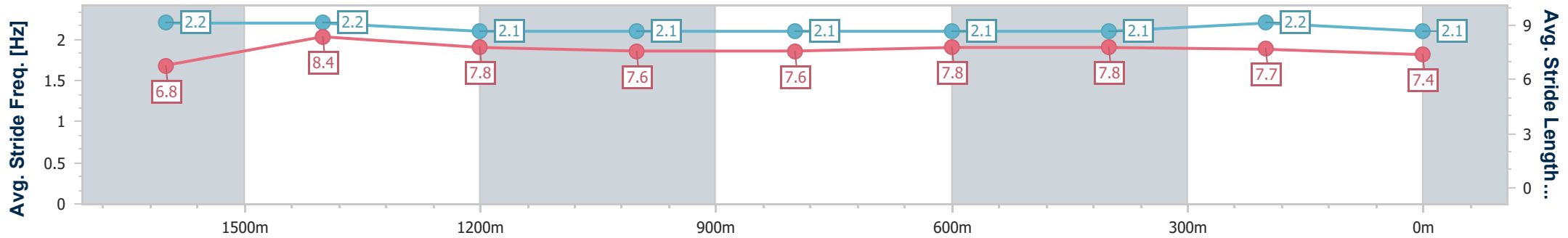
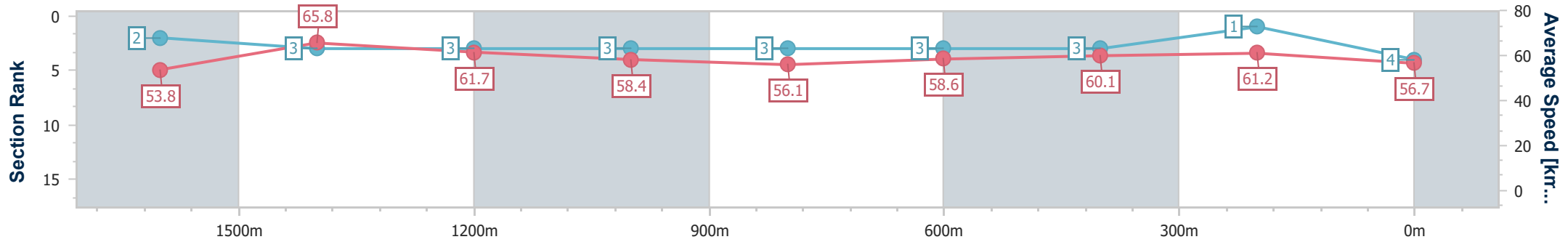
Race 8: CALOUNDRA RSL Class 1 Handicap - 1800m



04 September 2024 - 16:38

Track Rating: Good 4, Weather: Fine, Rail Position: +9m Entire

Section	Overall	1600m	1400m	1200m	1000m	800m	600m	400m	200m
Section Times	1:50.23 [4] (0:13.46)	1:36.77 [2] (0:11.01)	1:25.76 [3] (0:11.74)	1:14.02 [3] (0:12.35)	1:01.67 [3] (0:12.87)	0:48.80 [3] (0:12.37)	0:36.43 [3] (0:11.99)	0:24.44 [3] (0:11.76)	0:12.68 [1] (0:12.68)
Average Speed [km/h]	53.8	65.8	61.7	58.4	56.1	58.6	60.1	61.2	56.7
Top Speed [km/h]	65.5	66.1	64.7	59.7	57.6	60.1	61.6	62.5	59.6
Avg. Dist. to Rail [m]	4.8	1.9	2.0	2.2	2.0	1.0	0.2	1.3	2.8
Avg. Stride Freq. [Hz]	2.2	2.2	2.1	2.1	2.1	2.1	2.1	2.2	2.1
Avg. Stride Length [m]	6.8	8.4	7.8	7.6	7.6	7.8	7.8	7.7	7.4



- [] Ranking at each section and finish
- .-.- No data available at this section
- NA No data available



Horse/Jockey Name	Yalla
Final Rank	5
Fastest Section Time (Section)	0:10.95 (1600m)
Top Speed [km/h] (Section)	67.7 (Overall)
Race State	Finished



Sunshine Coast QLD Professional

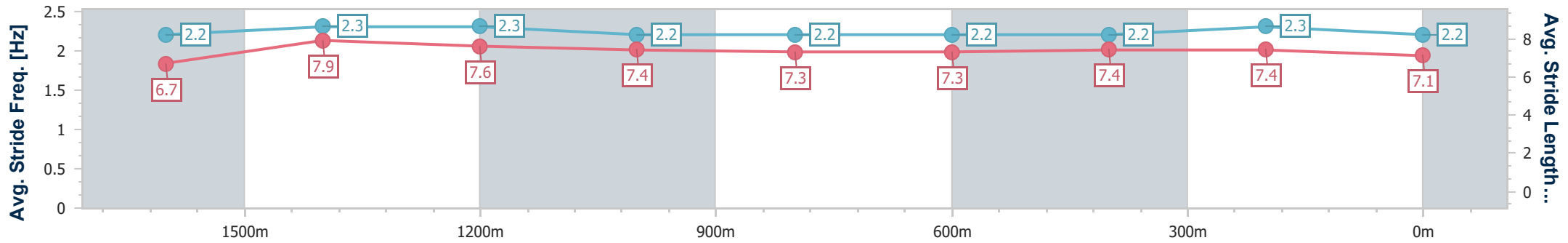
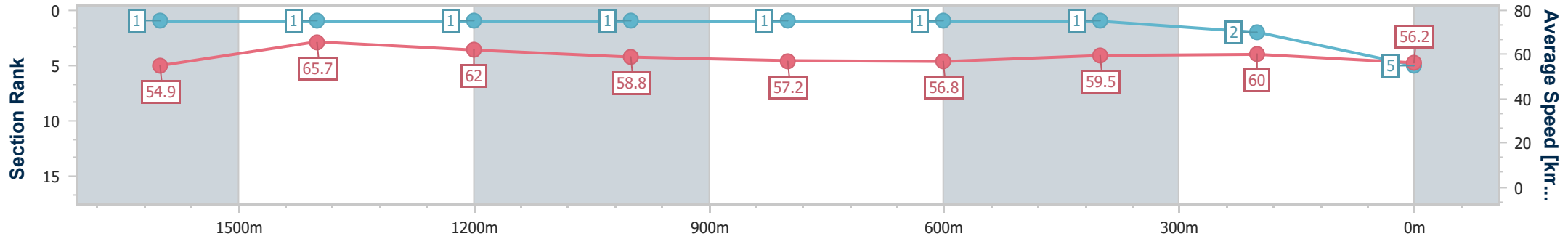
Race 8: CALOUNDRA RSL Class 1 Handicap - 1800m



04 September 2024 - 16:38

Track Rating: Good 4, Weather: Fine, Rail Position: +9m Entire

Section	Overall	1600m	1400m	1200m	1000m	800m	600m	400m	200m
Section Times	1:50.39 [5] (0:13.23)	1:37.16 [1] (0:10.95)	1:26.21 [1] (0:11.58)	1:14.63 [1] (0:12.25)	1:02.38 [1] (0:12.67)	0:49.71 [1] (0:12.74)	0:36.97 [1] (0:12.17)	0:24.80 [1] (0:11.97)	0:12.83 [2] (0:12.83)
Average Speed [km/h]	54.9	65.7	62.0	58.8	57.2	56.8	59.5	60.0	56.2
Top Speed [km/h]	67.7	67.6	64.5	60.7	57.6	58.5	60.7	61.2	58.7
Avg. Dist. to Rail [m]	6.4	0.2	0.2	1.6	2.2	1.3	0.3	0.5	0.7
Avg. Stride Freq. [Hz]	2.2	2.3	2.3	2.2	2.2	2.2	2.2	2.3	2.2
Avg. Stride Length [m]	6.7	7.9	7.6	7.4	7.3	7.3	7.4	7.4	7.1



- [] Ranking at each section and finish
- .-.- No data available at this section
- NA No data available



Horse/Jockey Name	Lasqueti Boom
Final Rank	6
Fastest Section Time (Section)	0:10.94 (1600m)
Top Speed [km/h] (Section)	67.2 (1600m)
Race State	Finished



Sunshine Coast QLD Professional

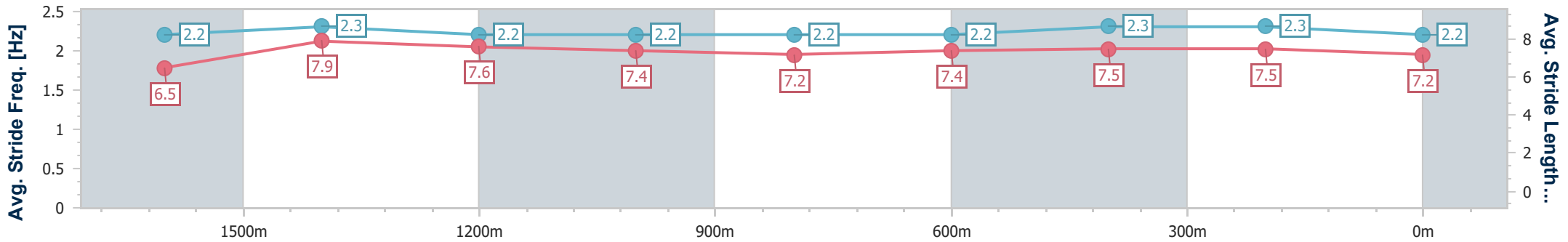
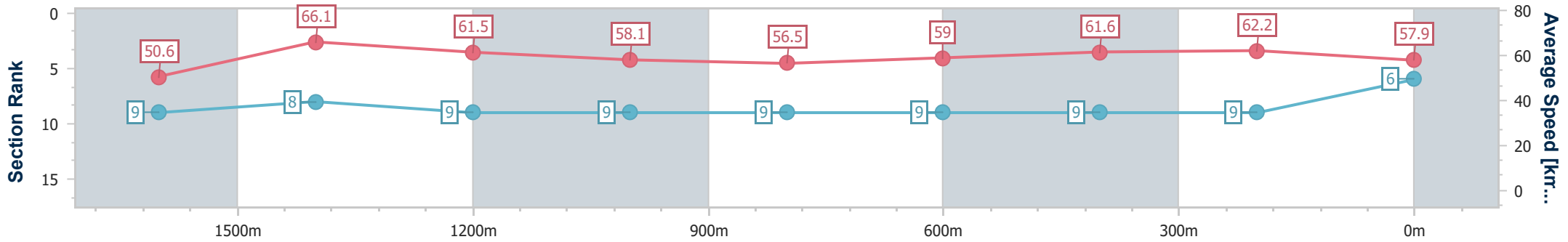
Race 8: CALOUNDRA RSL Class 1 Handicap - 1800m



04 September 2024 - 16:38

Track Rating: Good 4, Weather: Fine, Rail Position: +9m Entire

Section	Overall	1600m	1400m	1200m	1000m	800m	600m	400m	200m			
Section Times	1:50.62 [6] (0:14.34)	1:36.28 [9] (0:10.94)	1:25.34 [8] (0:11.77)	1:13.57 [9] (0:12.43)	1:01.14 [9] (0:12.85)	0:48.29 [9] (0:12.40)	0:35.89 [9] (0:11.88)	0:24.01 [9] (0:11.59)	0:12.42 [9] (0:12.42)			
Average Speed [km/h]	50.6	66.1	61.5	58.1	56.5	59.0	61.6	62.2	57.9			
Top Speed [km/h]	65.8	67.2	65.6	59.9	57.4	60.5	62.7	63.3	60.7			
Avg. Dist. to Rail [m]	5.4	1.9	2.4	3.4	3.3	2.6	2.6	6.0	7.5			
Avg. Stride Freq. [Hz]	2.2	2.3	2.2	2.2	2.2	2.2	2.3	2.3	2.2			
Avg. Stride Length [m]	6.5	7.9	7.6	7.4	7.2	7.4	7.5	7.5	7.2			



- [] Ranking at each section and finish
- .-.- No data available at this section
- NA No data available



Horse/Jockey Name	Crimson Warning
Final Rank	7
Fastest Section Time (Section)	0:11.05 (1600m)
Top Speed [km/h] (Section)	67.2 (1600m)
Race State	Finished



Sunshine Coast QLD Professional

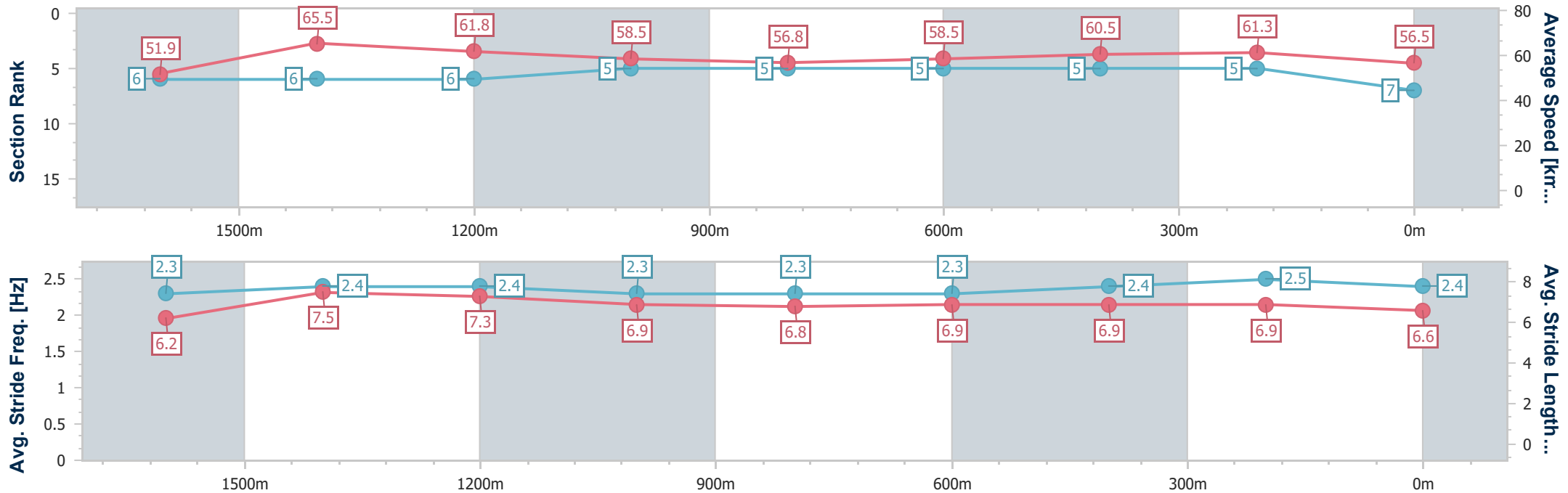
Race 8: CALOUNDRA RSL Class 1 Handicap - 1800m



04 September 2024 - 16:38

Track Rating: Good 4, Weather: Fine, Rail Position: +9m Entire

Section	Overall	1600m	1400m	1200m	1000m	800m	600m	400m	200m
Section Times	1:50.65 [7] (0:13.84)	1:36.81 [6] (0:11.05)	1:25.76 [6] (0:11.72)	1:14.04 [6] (0:12.31)	1:01.73 [5] (0:12.78)	0:48.95 [5] (0:12.47)	0:36.48 [5] (0:11.98)	0:24.50 [5] (0:11.78)	0:12.72 [5] (0:12.72)
Average Speed [km/h]	51.9	65.5	61.8	58.5	56.8	58.5	60.5	61.3	56.5
Top Speed [km/h]	64.7	67.2	64.9	60.6	58.5	60.1	62.1	63.3	59.4
Avg. Dist. to Rail [m]	1.0	1.5	2.0	3.2	2.7	2.2	1.1	1.5	1.3
Avg. Stride Freq. [Hz]	2.3	2.4	2.4	2.3	2.3	2.3	2.4	2.5	2.4
Avg. Stride Length [m]	6.2	7.5	7.3	6.9	6.8	6.9	6.9	6.9	6.6



- [] Ranking at each section and finish
- .-.- No data available at this section
- NA No data available



Horse/Jockey Name	Linda's Magic
Final Rank	8
Fastest Section Time (Section)	0:11.24 (1600m)
Top Speed [km/h] (Section)	65.3 (1600m)
Race State	Finished



Sunshine Coast QLD Professional

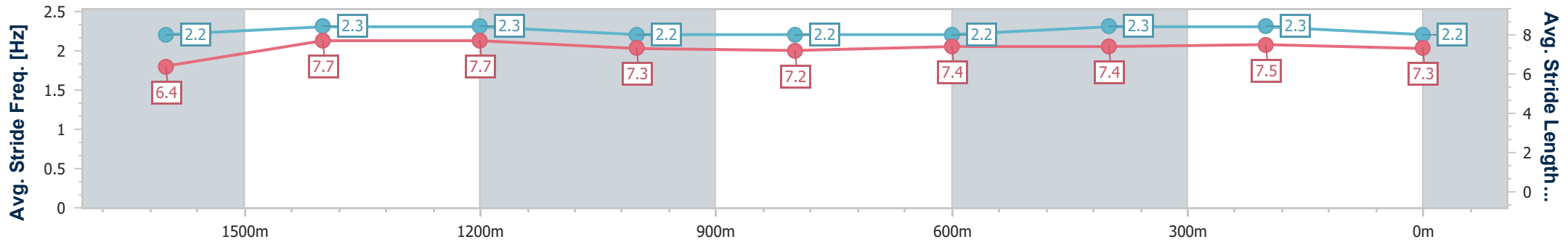
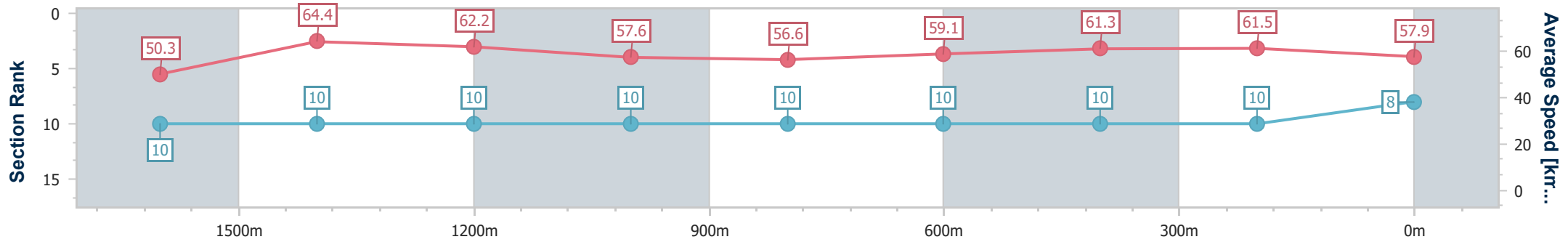
Race 8: CALOUNDRA RSL Class 1 Handicap - 1800m



04 September 2024 - 16:38

Track Rating: Good 4, Weather: Fine, Rail Position: +9m Entire

Section	Overall	1600m	1400m	1200m	1000m	800m	600m	400m	200m
Section Times	1:50.76 [8] (0:14.35)	1:36.41 [10] (0:11.24)	1:25.17 [10] (0:11.69)	1:13.48 [10] (0:12.48)	1:01.00 [10] (0:12.80)	0:48.20 [10] (0:12.28)	0:35.92 [10] (0:11.77)	0:24.15 [10] (0:11.68)	0:12.47 [10] (0:12.47)
Average Speed [km/h]	50.3	64.4	62.2	57.6	56.6	59.1	61.3	61.5	57.9
Top Speed [km/h]	64.1	65.3	64.1	58.9	57.9	60.7	62.8	62.8	60.5
Avg. Dist. to Rail [m]	2.6	2.1	2.3	2.5	2.3	1.4	0.3	2.1	3.5
Avg. Stride Freq. [Hz]	2.2	2.3	2.3	2.2	2.2	2.2	2.3	2.3	2.2
Avg. Stride Length [m]	6.4	7.7	7.7	7.3	7.2	7.4	7.4	7.5	7.3



- [] Ranking at each section and finish
- .-.- No data available at this section
- NA No data available



Horse/Jockey Name	Royal Rift
Final Rank	9
Fastest Section Time (Section)	0:11.16 (1600m)
Top Speed [km/h] (Section)	65.9 (1600m)
Race State	Finished



Sunshine Coast QLD Professional

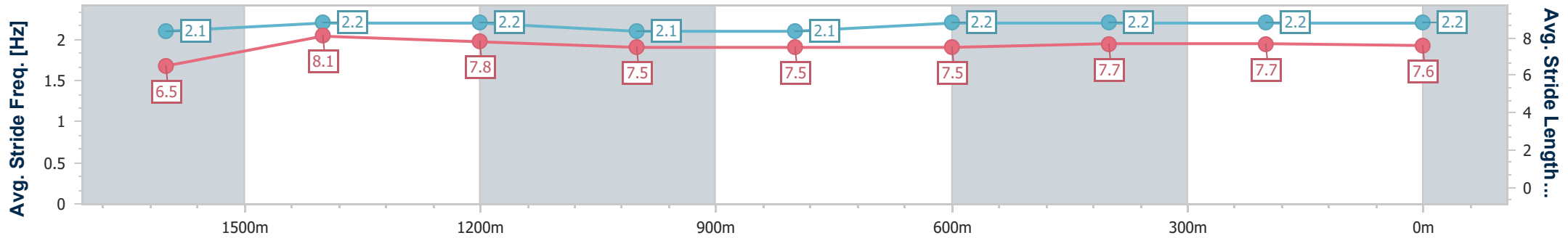
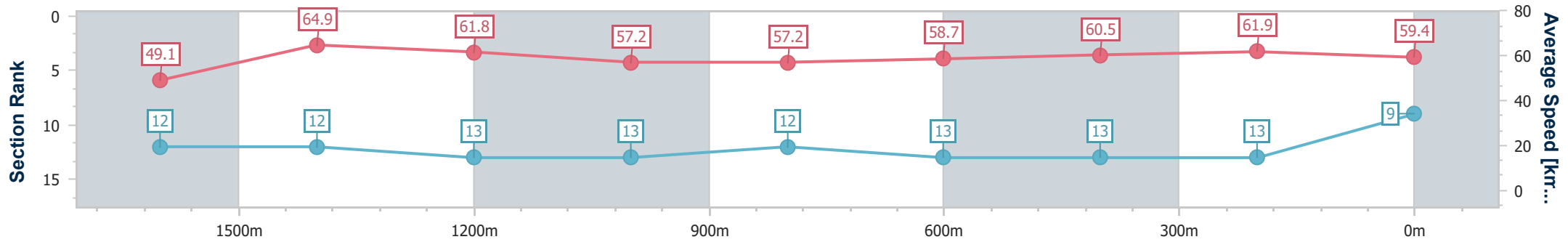
Race 8: CALOUNDRA RSL Class 1 Handicap - 1800m



04 September 2024 - 16:38

Track Rating: Good 4, Weather: Fine, Rail Position: +9m Entire

Section	Overall	1600m	1400m	1200m	1000m	800m	600m	400m	200m			
Section Times	1:50.86 [9] (0:14.76)	1:36.10 [12] (0:11.16)	1:24.94 [12] (0:11.63)	1:13.31 [13] (0:12.60)	1:00.71 [13] (0:12.67)	0:48.04 [12] (0:12.39)	0:35.65 [13] (0:11.93)	0:23.72 [13] (0:11.61)	0:12.11 [13] (0:12.11)			
Average Speed [km/h]	49.1	64.9	61.8	57.2	57.2	58.7	60.5	61.9	59.4			
Top Speed [km/h]	63.0	65.9	64.1	59.1	57.5	61.6	61.6	62.7	61.2			
Avg. Dist. to Rail [m]	7.0	1.0	0.7	1.1	2.1	1.4	0.9	1.4	1.1			
Avg. Stride Freq. [Hz]	2.1	2.2	2.2	2.1	2.1	2.2	2.2	2.2	2.2			
Avg. Stride Length [m]	6.5	8.1	7.8	7.5	7.5	7.5	7.7	7.7	7.6			



- [] Ranking at each section and finish
- .-.- No data available at this section
- NA No data available



Horse/Jockey Name	Warrant
Final Rank	10
Fastest Section Time (Section)	0:10.89 (1600m)
Top Speed [km/h] (Section)	67.6 (1600m)
Race State	Finished



Sunshine Coast QLD Professional

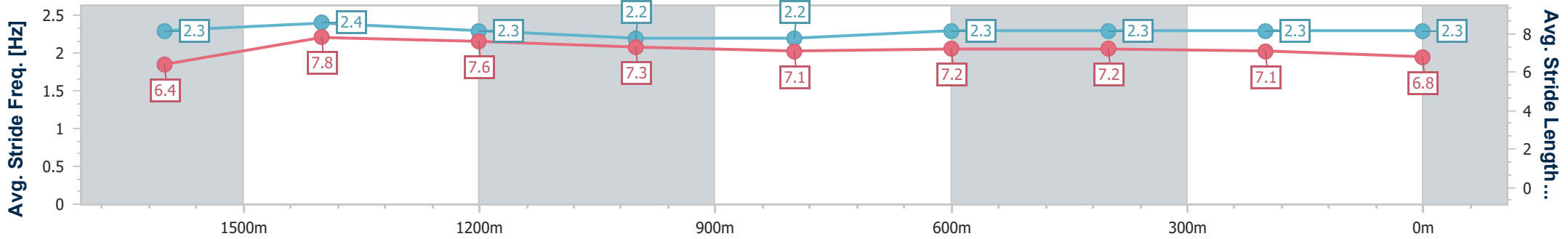
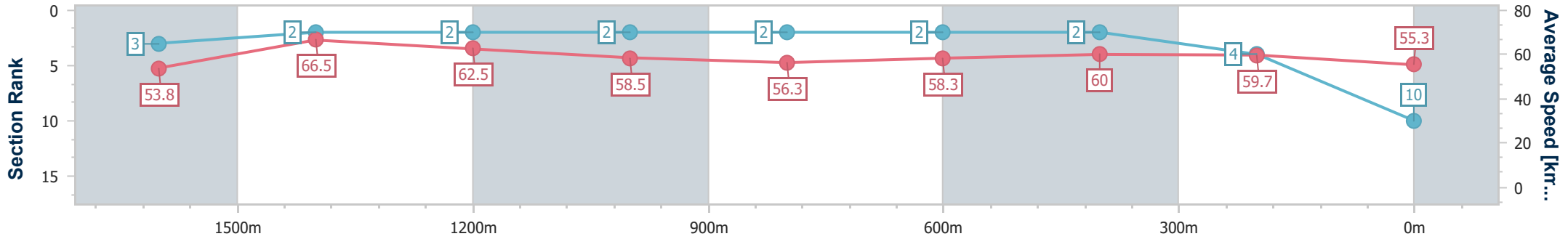
Race 8: CALOUNDRA RSL Class 1 Handicap - 1800m



04 September 2024 - 16:38

Track Rating: Good 4, Weather: Fine, Rail Position: +9m Entire

Section	Overall	1600m	1400m	1200m	1000m	800m	600m	400m	200m				
Section Times	1:50.87 [10] (0:13.56)	1:37.31 [3] (0:10.89)	1:26.42 [2] (0:11.58)	1:14.84 [2] (0:12.32)	1:02.52 [2] (0:12.87)	0:49.65 [2] (0:12.49)	0:37.16 [2] (0:12.07)	0:25.09 [2] (0:12.05)	0:13.04 [4] (0:13.04)				
Average Speed [km/h]	53.8	66.5	62.5	58.5	56.3	58.3	60.0	59.7	55.3				
Top Speed [km/h]	67.5	67.6	67.1	60.1	56.7	60.2	60.4	60.9	58.3				
Avg. Dist. to Rail [m]	6.4	2.6	2.0	2.3	2.5	2.4	0.7	2.0	3.3				
Avg. Stride Freq. [Hz]	2.3	2.4	2.3	2.2	2.2	2.3	2.3	2.3	2.3				
Avg. Stride Length [m]	6.4	7.8	7.6	7.3	7.1	7.2	7.2	7.1	6.8				



- [] Ranking at each section and finish
- .-.- No data available at this section
- NA No data available



Horse/Jockey Name	Reggae Fire
Final Rank	11
Fastest Section Time (Section)	0:10.98 (1600m)
Top Speed [km/h] (Section)	68.1 (1600m)
Race State	Finished



Sunshine Coast QLD Professional

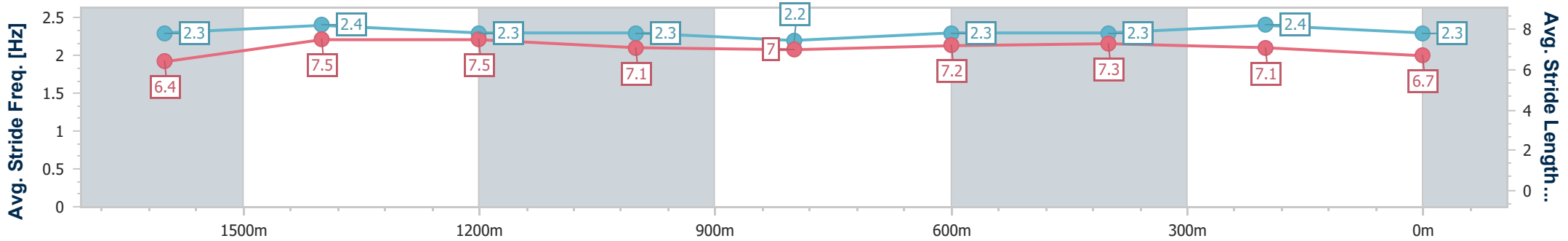
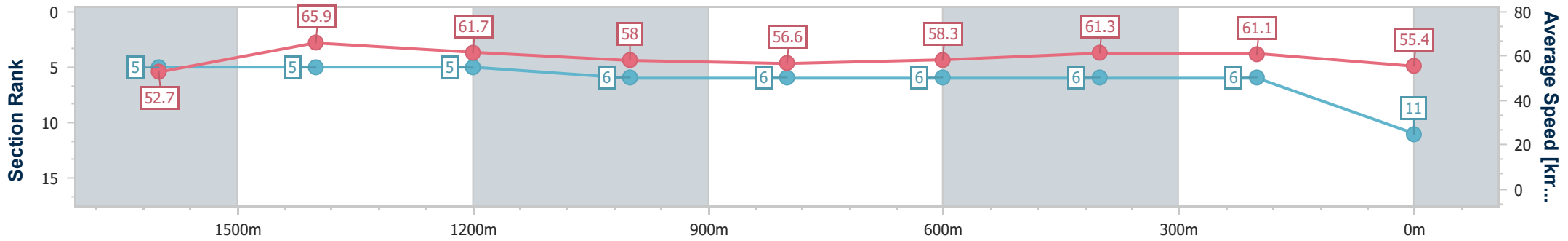
Race 8: CALOUNDRA RSL Class 1 Handicap - 1800m



04 September 2024 - 16:38

Track Rating: Good 4, Weather: Fine, Rail Position: +9m Entire

Section	Overall	1600m	1400m	1200m	1000m	800m	600m	400m	200m
Section Times	1:50.94 [11] (0:13.77)	1:37.17 [5] (0:10.98)	1:26.19 [5] (0:11.81)	1:14.38 [5] (0:12.42)	1:01.96 [6] (0:12.84)	0:49.12 [6] (0:12.51)	0:36.61 [6] (0:11.85)	0:24.76 [6] (0:11.76)	0:13.00 [6] (0:13.00)
Average Speed [km/h]	52.7	65.9	61.7	58.0	56.6	58.3	61.3	61.1	55.4
Top Speed [km/h]	64.3	68.1	65.5	60.0	57.2	60.7	62.3	62.6	59.1
Avg. Dist. to Rail [m]	2.4	2.9	3.2	3.7	3.3	2.3	1.1	3.7	5.2
Avg. Stride Freq. [Hz]	2.3	2.4	2.3	2.3	2.2	2.3	2.3	2.4	2.3
Avg. Stride Length [m]	6.4	7.5	7.5	7.1	7.0	7.2	7.3	7.1	6.7



- [] Ranking at each section and finish
- .-.- No data available at this section
- NA No data available



Horse/Jockey Name	Buffett
Final Rank	12
Fastest Section Time (Section)	0:11.19 (1600m)
Top Speed [km/h] (Section)	66.2 (1600m)
Race State	Finished



Sunshine Coast QLD Professional

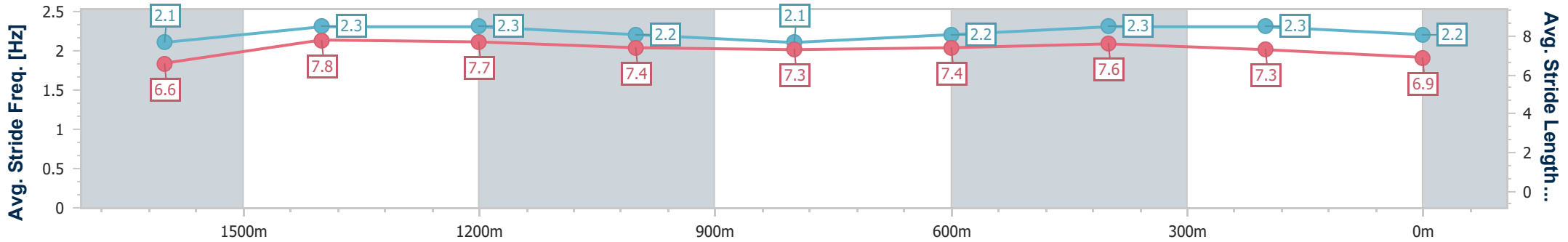
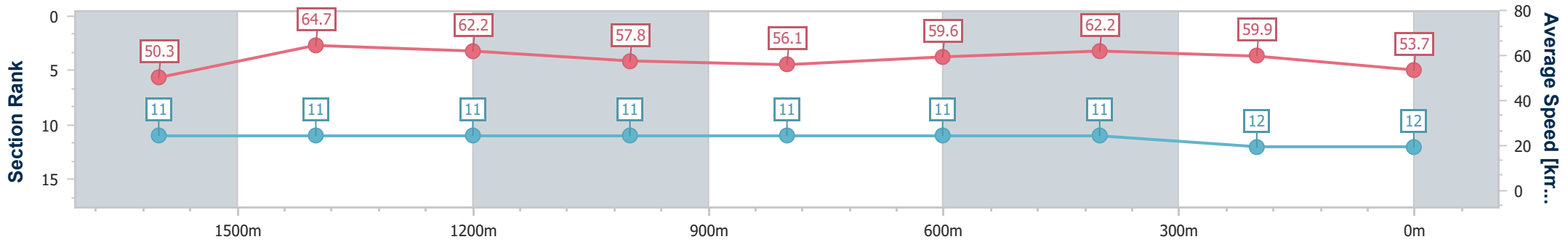
Race 8: CALOUNDRA RSL Class 1 Handicap - 1800m



04 September 2024 - 16:38

Track Rating: Good 4, Weather: Fine, Rail Position: +9m Entire

Section	Overall	1600m	1400m	1200m	1000m	800m	600m	400m	200m			
Section Times	1:52.08 [12] (0:14.44)	1:37.64 [11] (0:11.19)	1:26.45 [11] (0:11.66)	1:14.79 [11] (0:12.48)	1:02.31 [11] (0:12.91)	0:49.40 [11] (0:12.25)	0:37.15 [11] (0:11.72)	0:25.43 [11] (0:12.00)	0:13.43 [12] (0:13.43)			
Average Speed [km/h]	50.3	64.7	62.2	57.8	56.1	59.6	62.2	59.9	53.7			
Top Speed [km/h]	63.5	66.2	64.7	59.1	56.8	62.0	62.9	62.6	57.2			
Avg. Dist. to Rail [m]	3.8	2.2	2.6	3.2	2.5	2.4	2.1	5.3	6.8			
Avg. Stride Freq. [Hz]	2.1	2.3	2.3	2.2	2.1	2.2	2.3	2.3	2.2			
Avg. Stride Length [m]	6.6	7.8	7.7	7.4	7.3	7.4	7.6	7.3	6.9			



- [] Ranking at each section and finish
- .-.- No data available at this section
- NA No data available



Horse/Jockey Name	Spin Doctor
Final Rank	13
Fastest Section Time (Section)	0:11.17 (1600m)
Top Speed [km/h] (Section)	65.6 (1600m)
Race State	Finished



Sunshine Coast QLD Professional

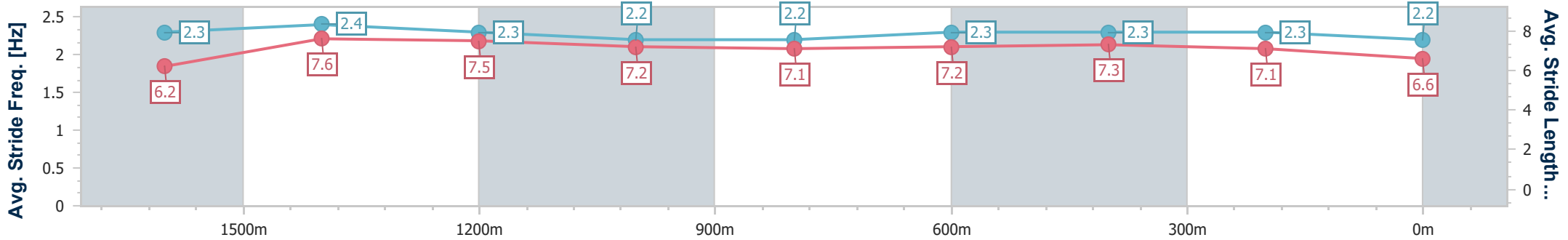
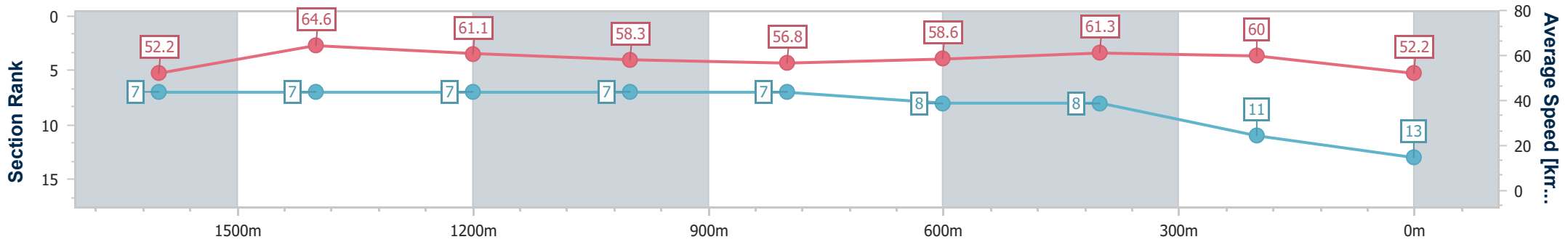
Race 8: CALOUNDRA RSL Class 1 Handicap - 1800m



04 September 2024 - 16:38

Track Rating: Good 4, Weather: Fine, Rail Position: +9m Entire

Section	Overall	1600m	1400m	1200m	1000m	800m	600m	400m	200m			
Section Times	1:52.21 [13] (0:13.93)	1:38.28 [7] (0:11.17)	1:27.11 [7] (0:11.85)	1:15.26 [7] (0:12.35)	1:02.91 [7] (0:12.77)	0:50.14 [7] (0:12.44)	0:37.70 [8] (0:11.89)	0:25.81 [8] (0:11.98)	0:13.83 [11] (0:13.83)			
Average Speed [km/h]	52.2	64.6	61.1	58.3	56.8	58.6	61.3	60.0	52.2			
Top Speed [km/h]	64.5	65.6	65.5	60.3	57.7	60.1	62.2	61.4	57.4			
Avg. Dist. to Rail [m]	3.2	2.4	1.8	2.1	2.0	2.1	2.0	5.5	5.6			
Avg. Stride Freq. [Hz]	2.3	2.4	2.3	2.2	2.2	2.3	2.3	2.3	2.2			
Avg. Stride Length [m]	6.2	7.6	7.5	7.2	7.1	7.2	7.3	7.1	6.6			



- [] Ranking at each section and finish
- .-.- No data available at this section
- NA No data available