



Sunshine Coast QLD Professional

Race 8: MARTIN COLLINS FIBRETRACK Class 3 Handicap - 1200m

01 September 2024 - 17:24



Track Rating: Good 4, Weather: Fine, Rail Position: +7m Entire

Section		Field Times											Last 600m	
		Overall	1000m	800m	600m	400m	200m						0:35.42	
		1:11.90 (0:13.64)	0:58.26 (0:11.18)	0:47.08 (0:11.66)	0:35.42 (0:11.55)	0:23.87 (0:11.60)	0:12.27 (0:12.27)							
Rank	TAB	Horse/Jockey	Barrier	Top Speed [km/h]	Fastest Section								Margin	Distance Travelled [m]
1	10	RIVIERA BLUE Angela Jones	10	64.9 1000m	0:11.36 1000m	1:11.90 [1] (0:14.10)	0:57.80 [4] (0:11.36)	0:46.44 [4] (0:11.60)	0:34.84 [4] (0:11.59)	0:23.25 [4] (0:11.38)	0:11.87 [4] (0:11.87)	1:11.90	0:34.84	
2	11	ANTONITO Damien Thornton	4	66.7 1000m	0:11.18 1000m	1:11.91 [2] (0:13.64)	0:58.27 [1] (0:11.18)	0:47.09 [1] (0:11.66)	0:35.43 [1] (0:11.55)	0:23.88 [1] (0:11.60)	0:12.28 [1] (0:12.28)	0.1L	0:35.43	-2
2	9	MONEY MAN Nikita Beriman	3	66.4 1000m	0:11.26 1000m	1:11.91 [2] (0:14.00)	0:57.91 [3] (0:11.26)	0:46.65 [3] (0:11.60)	0:35.05 [3] (0:11.59)	0:23.46 [3] (0:11.45)	0:12.01 [2] (0:12.01)	0.1L	0:35.05	-1
4	8	BALTRAY Georgina Cartwright	11	66.3 400m	0:10.94 400m	1:11.95 [4] (0:14.54)	0:57.41 [7] (0:11.77)	0:45.64 [9] (0:11.36)	0:34.28 [9] (0:11.46)	0:22.82 [9] (0:10.94)	0:11.88 [6] (0:11.88)	0.3L	0:34.28	+1
5	1	OCEAN ZAR Fiona Sandkuhl	5	65.3 400m	0:11.17 400m	1:11.98 [5] (0:14.24)	0:57.74 [5] (0:11.49)	0:46.25 [6] (0:11.52)	0:34.73 [6] (0:11.58)	0:23.15 [5] (0:11.17)	0:11.98 [3] (0:11.98)	0.4L	0:34.73	-1
6	3	STRIKING PLAINS Kyle Wilson-Taylor	6	65.2 400m	0:11.19 400m	1:12.30 [6] (0:14.64)	0:57.66 [9] (0:11.57)	0:46.09 [8] (0:11.42)	0:34.67 [8] (0:11.42)	0:23.25 [7] (0:11.19)	0:12.06 [7] (0:12.06)	2.2L	0:34.67	-1
7	2	TORQUE I TEE Cody Collis	9	65.6 400m	0:11.16 400m	1:12.31 [7] (0:14.34)	0:57.97 [6] (0:11.38)	0:46.59 [5] (0:11.48)	0:35.11 [5] (0:11.69)	0:23.42 [6] (0:11.16)	0:12.26 [5] (0:12.26)	2.3L	0:35.11	-2
8	6	HOUSTON ROCKET Justin Huxtable	7	64.9 400m	0:11.27 400m	1:12.40 [8] (0:14.59)	0:57.81 [8] (0:11.45)	0:46.36 [7] (0:11.48)	0:34.88 [7] (0:11.55)	0:23.33 [8] (0:11.27)	0:12.06 [9] (0:12.06)	2.7L	0:34.88	-4
9	5	AL ASH LAD Jake Bayliss	2	66.7 Overall	0:11.20 1000m	1:13.63 [9] (0:13.70)	0:59.93 [2] (0:11.20)	0:48.73 [2] (0:11.71)	0:37.02 [2] (0:11.68)	0:25.34 [2] (0:12.00)	0:13.34 [8] (0:13.34)	9.7L	0:37.02	-7

Scratched: Bad Education (#4), Millward (#12), Midori Beauty (#7)

[] Ranking at each section and finish
 -:-:- No data available at this section
 NA No data available

SCN Saddle cloth number
 DNF Did not finish
 DNT Did not track



Horse/Jockey Name	Riviera Blue
Final Rank	1
Fastest Section Time (Section)	0:11.36 (1000m)
Top Speed [km/h] (Section)	64.9 (1000m)
Race State	Finished



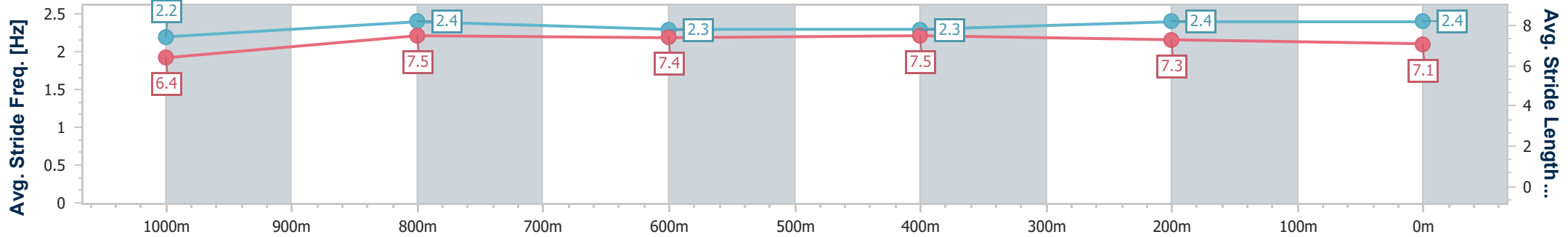
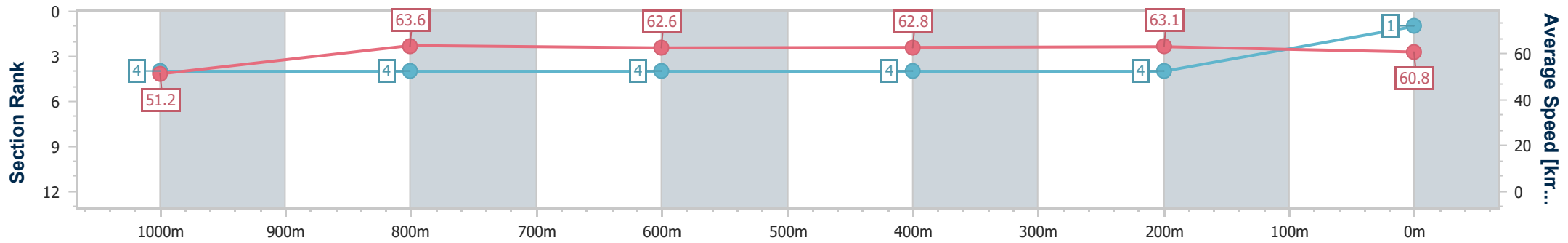
Sunshine Coast QLD Professional
Race 8: MARTIN COLLINS FIBRETRACK Class 3 Handicap - 1200m



01 September 2024 - 17:24

Track Rating: Good 4, Weather: Fine, Rail Position: +7m Entire

Section	Overall	1000m	800m	600m	400m	200m
Section Times	1:11.90 [1] (0:14.10)	0:57.80 [4] (0:11.36)	0:46.44 [4] (0:11.60)	0:34.84 [4] (0:11.59)	0:23.25 [4] (0:11.38)	0:11.87 [4] (0:11.87)
Average Speed [km/h]	51.2	63.6	62.6	62.8	63.1	60.8
Top Speed [km/h]	64.7	64.9	63.4	63.9	64.5	62.4
Avg. Dist. to Rail [m]	6.0	2.1	1.6	1.6	4.4	4.5
Avg. Stride Freq. [Hz]	2.2	2.4	2.3	2.3	2.4	2.4
Avg. Stride Length [m]	6.4	7.5	7.4	7.5	7.3	7.1



- [] Ranking at each section and finish
- .-.- No data available at this section
- NA No data available



Horse/Jockey Name	Antonito
Final Rank	2
Fastest Section Time (Section)	0:11.18 (1000m)
Top Speed [km/h] (Section)	66.7 (1000m)
Race State	Finished



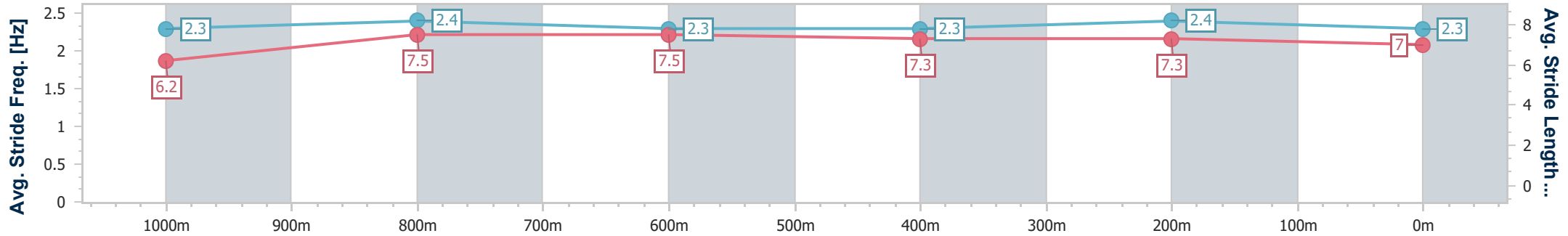
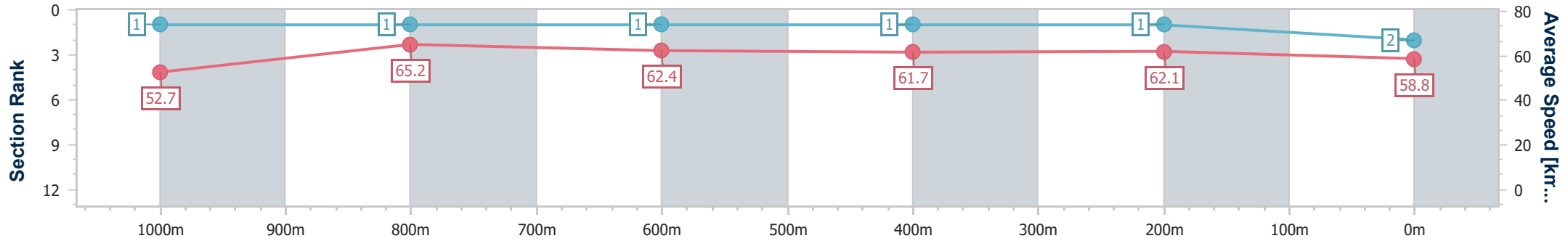
Sunshine Coast QLD Professional
Race 8: MARTIN COLLINS FIBRETRACK Class 3 Handicap - 1200m



01 September 2024 - 17:24

Track Rating: Good 4, Weather: Fine, Rail Position: +7m Entire

Section	Overall	1000m	800m	600m	400m	200m
Section Times	1:11.91 [2] (0:13.64)	0:58.27 [1] (0:11.18)	0:47.09 [1] (0:11.66)	0:35.43 [1] (0:11.55)	0:23.88 [1] (0:11.60)	0:12.28 [1] (0:12.28)
Average Speed [km/h]	52.7	65.2	62.4	61.7	62.1	58.8
Top Speed [km/h]	66.4	66.7	63.5	62.6	63.5	61.2
Avg. Dist. to Rail [m]	4.3	4.0	1.7	1.5	1.3	1.1
Avg. Stride Freq. [Hz]	2.3	2.4	2.3	2.3	2.4	2.3
Avg. Stride Length [m]	6.2	7.5	7.5	7.3	7.3	7.0



- [] Ranking at each section and finish
- .-.- No data available at this section
- NA No data available



Horse/Jockey Name	Money Man
Final Rank	2
Fastest Section Time (Section)	0:11.26 (1000m)
Top Speed [km/h] (Section)	66.4 (1000m)
Race State	Finished



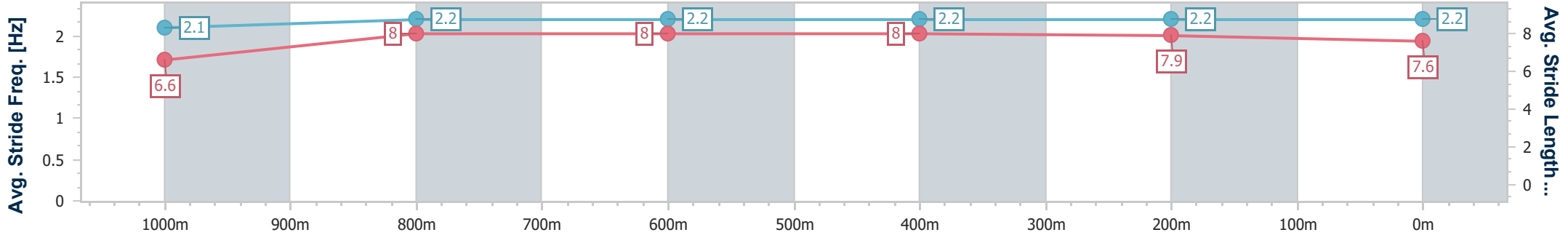
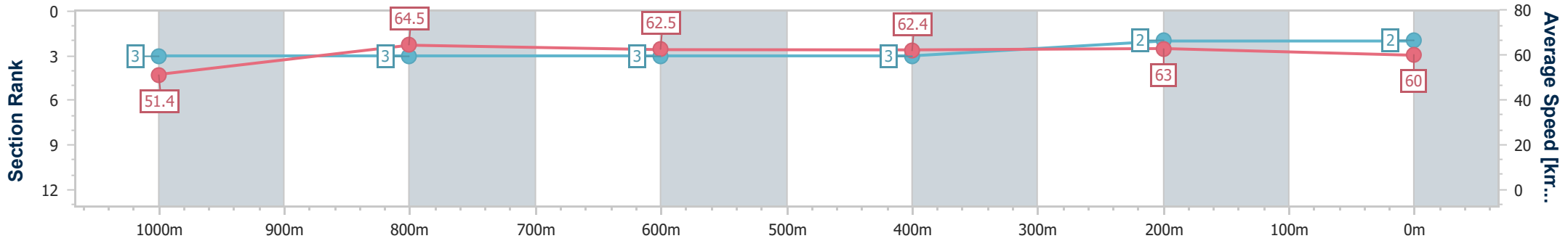
Sunshine Coast QLD Professional
Race 8: MARTIN COLLINS FIBRETRACK Class 3 Handicap - 1200m



01 September 2024 - 17:24

Track Rating: Good 4, Weather: Fine, Rail Position: +7m Entire

Section	Overall	1000m	800m	600m	400m	200m
Section Times	1:11.91 [2] (0:14.00)	0:57.91 [3] (0:11.26)	0:46.65 [3] (0:11.60)	0:35.05 [3] (0:11.59)	0:23.46 [3] (0:11.45)	0:12.01 [2] (0:12.01)
Average Speed [km/h]	51.4	64.5	62.5	62.4	63.0	60.0
Top Speed [km/h]	64.1	66.4	63.2	63.3	63.6	61.8
Avg. Dist. to Rail [m]	3.0	1.8	1.7	0.9	2.8	2.7
Avg. Stride Freq. [Hz]	2.1	2.2	2.2	2.2	2.2	2.2
Avg. Stride Length [m]	6.6	8.0	8.0	8.0	7.9	7.6



- [] Ranking at each section and finish
- .-.- No data available at this section
- NA No data available



Horse/Jockey Name	Baltray
Final Rank	4
Fastest Section Time (Section)	0:10.94 (400m)
Top Speed [km/h] (Section)	66.3 (400m)
Race State	Finished



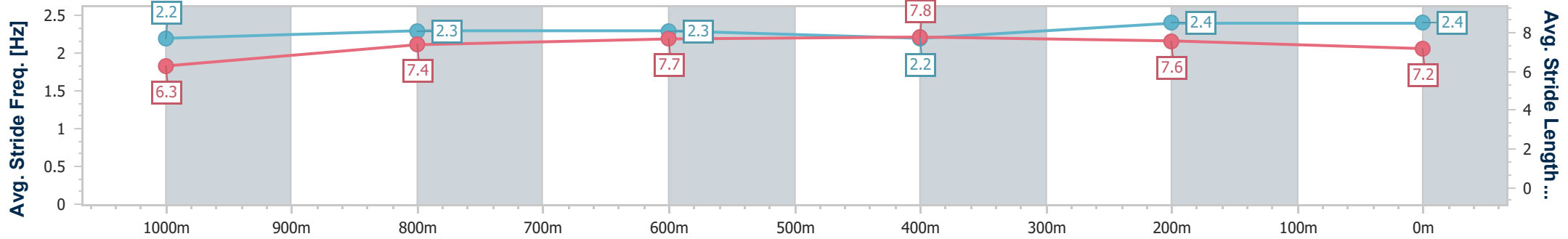
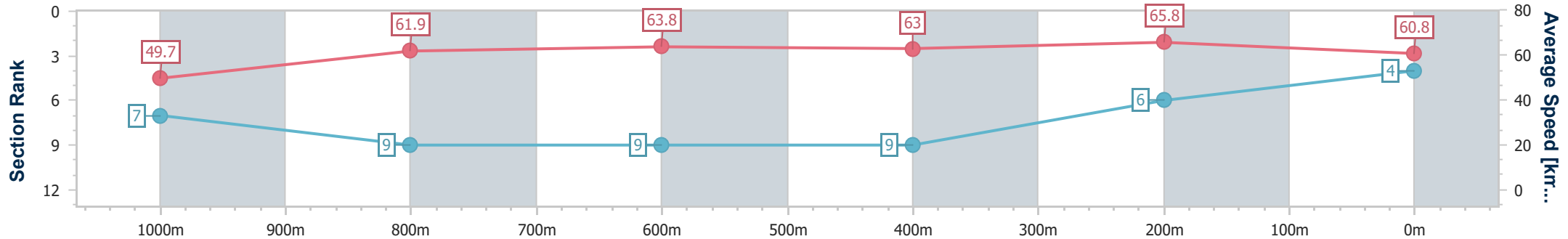
Sunshine Coast QLD Professional
Race 8: MARTIN COLLINS FIBRETRACK Class 3 Handicap - 1200m



01 September 2024 - 17:24

Track Rating: Good 4, Weather: Fine, Rail Position: +7m Entire

Section	Overall	1000m	800m	600m	400m	200m
Section Times	1:11.95 [4] (0:14.54)	0:57.41 [7] (0:11.77)	0:45.64 [9] (0:11.36)	0:34.28 [9] (0:11.46)	0:22.82 [9] (0:10.94)	0:11.88 [6] (0:11.88)
Average Speed [km/h]	49.7	61.9	63.8	63.0	65.8	60.8
Top Speed [km/h]	62.0	64.0	65.0	65.1	66.3	64.1
Avg. Dist. to Rail [m]	8.4	4.0	1.5	1.0	3.8	6.1
Avg. Stride Freq. [Hz]	2.2	2.3	2.3	2.2	2.4	2.4
Avg. Stride Length [m]	6.3	7.4	7.7	7.8	7.6	7.2



- [] Ranking at each section and finish
- .-.- No data available at this section
- NA No data available



Horse/Jockey Name	Ocean Zar
Final Rank	5
Fastest Section Time (Section)	0:11.17 (400m)
Top Speed [km/h] (Section)	65.3 (400m)
Race State	Finished



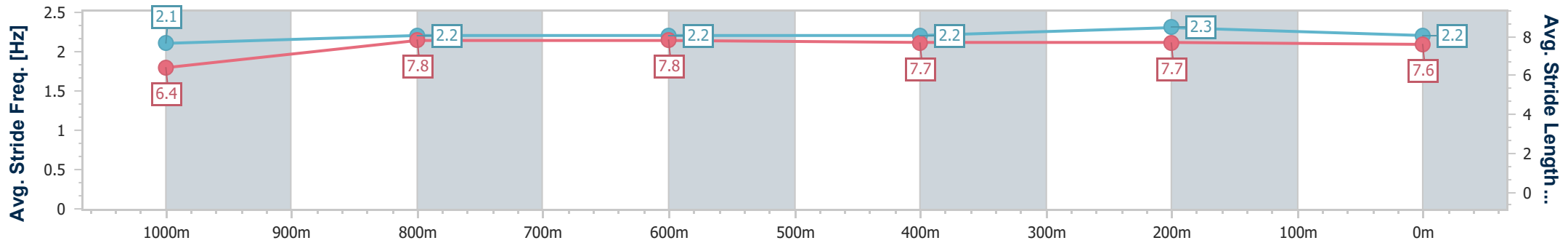
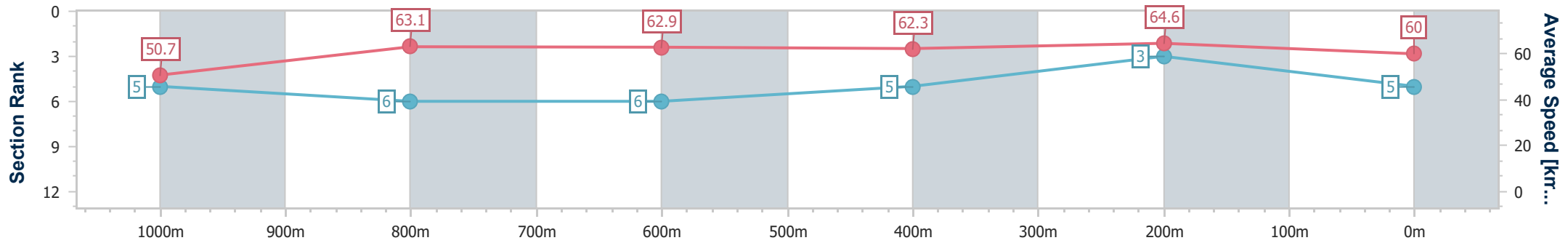
Sunshine Coast QLD Professional
Race 8: MARTIN COLLINS FIBRETRACK Class 3 Handicap - 1200m



01 September 2024 - 17:24

Track Rating: Good 4, Weather: Fine, Rail Position: +7m Entire

Section	Overall	1000m	800m	600m	400m	200m
Section Times	1:11.98 [5] (0:14.24)	0:57.74 [5] (0:11.49)	0:46.25 [6] (0:11.52)	0:34.73 [6] (0:11.58)	0:23.15 [5] (0:11.17)	0:11.98 [3] (0:11.98)
Average Speed [km/h]	50.7	63.1	62.9	62.3	64.6	60.0
Top Speed [km/h]	65.2	63.8	64.3	64.4	65.3	63.1
Avg. Dist. to Rail [m]	4.3	2.1	1.5	0.3	0.5	0.3
Avg. Stride Freq. [Hz]	2.1	2.2	2.2	2.2	2.3	2.2
Avg. Stride Length [m]	6.4	7.8	7.8	7.7	7.7	7.6



- [] Ranking at each section and finish
- .-.- No data available at this section
- NA No data available



Horse/Jockey Name	Striking Plains
Final Rank	6
Fastest Section Time (Section)	0:11.19 (400m)
Top Speed [km/h] (Section)	65.2 (400m)
Race State	Finished



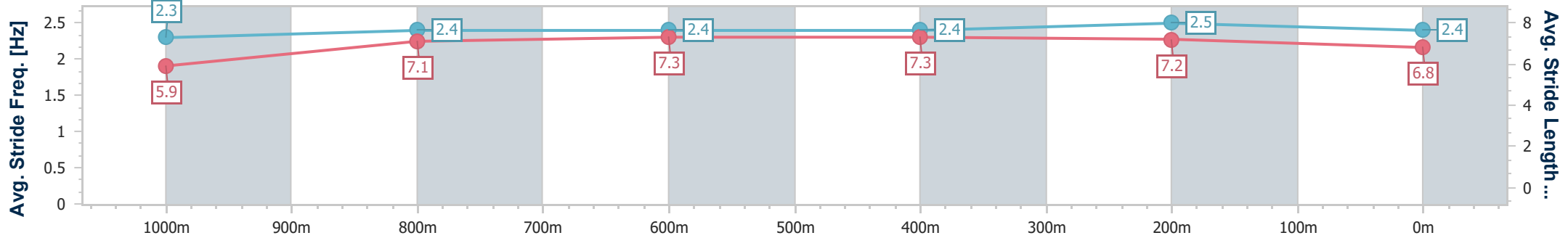
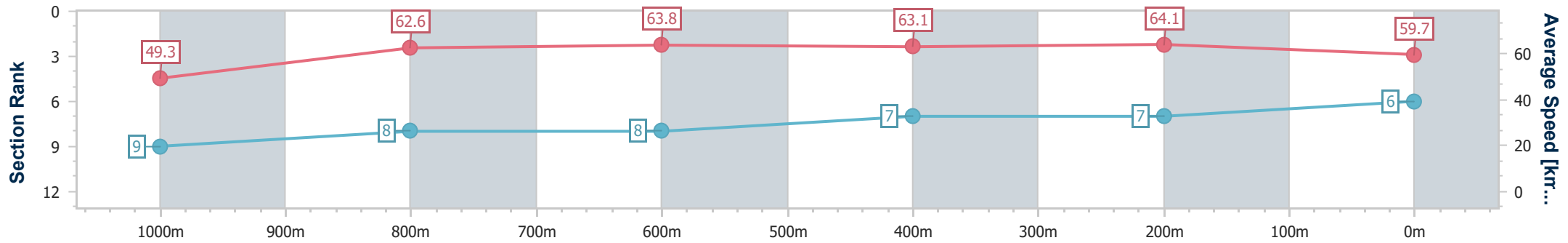
Sunshine Coast QLD Professional
Race 8: MARTIN COLLINS FIBRETRACK Class 3 Handicap - 1200m



01 September 2024 - 17:24

Track Rating: Good 4, Weather: Fine, Rail Position: +7m Entire

Section	Overall	1000m	800m	600m	400m	200m
Section Times	1:12.30 [6] (0:14.64)	0:57.66 [9] (0:11.57)	0:46.09 [8] (0:11.42)	0:34.67 [8] (0:11.42)	0:23.25 [7] (0:11.19)	0:12.06 [7] (0:12.06)
Average Speed [km/h]	49.3	62.6	63.8	63.1	64.1	59.7
Top Speed [km/h]	62.4	64.7	64.4	64.6	65.2	62.4
Avg. Dist. to Rail [m]	6.0	3.1	1.7	0.2	2.1	4.6
Avg. Stride Freq. [Hz]	2.3	2.4	2.4	2.4	2.5	2.4
Avg. Stride Length [m]	5.9	7.1	7.3	7.3	7.2	6.8



- [] Ranking at each section and finish
- .-.- No data available at this section
- NA No data available



Horse/Jockey Name	Torque I Tee
Final Rank	7
Fastest Section Time (Section)	0:11.16 (400m)
Top Speed [km/h] (Section)	65.6 (400m)
Race State	Finished



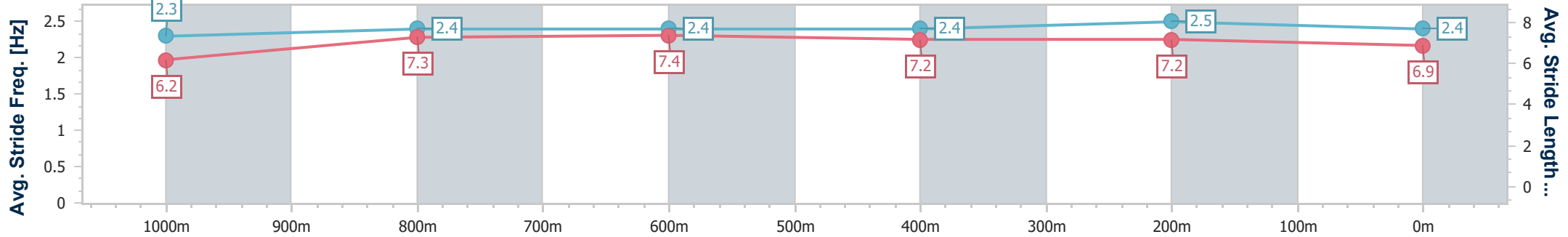
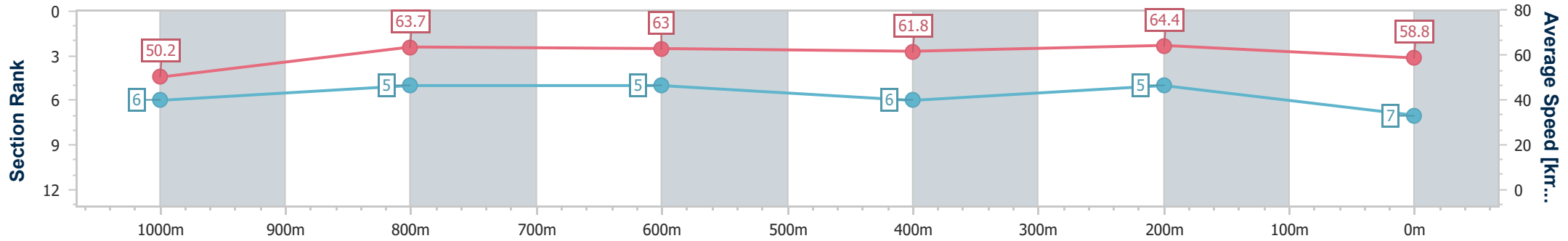
Sunshine Coast QLD Professional
Race 8: MARTIN COLLINS FIBRETRACK Class 3 Handicap - 1200m



01 September 2024 - 17:24

Track Rating: Good 4, Weather: Fine, Rail Position: +7m Entire

Section	Overall	1000m	800m	600m	400m	200m
Section Times	1:12.31 [7] (0:14.34)	0:57.97 [6] (0:11.38)	0:46.59 [5] (0:11.48)	0:35.11 [5] (0:11.69)	0:23.42 [6] (0:11.16)	0:12.26 [5]
Average Speed [km/h]	50.2	63.7	63.0	61.8	64.4	58.8
Top Speed [km/h]	63.2	64.8	64.8	63.5	65.6	62.0
Avg. Dist. to Rail [m]	6.8	2.9	1.1	0.3	1.3	1.9
Avg. Stride Freq. [Hz]	2.3	2.4	2.4	2.4	2.5	2.4
Avg. Stride Length [m]	6.2	7.3	7.4	7.2	7.2	6.9



- [] Ranking at each section and finish
- .-.- No data available at this section
- NA No data available



Horse/Jockey Name	Houston Rocket
Final Rank	8
Fastest Section Time (Section)	0:11.27 (400m)
Top Speed [km/h] (Section)	64.9 (400m)
Race State	Finished



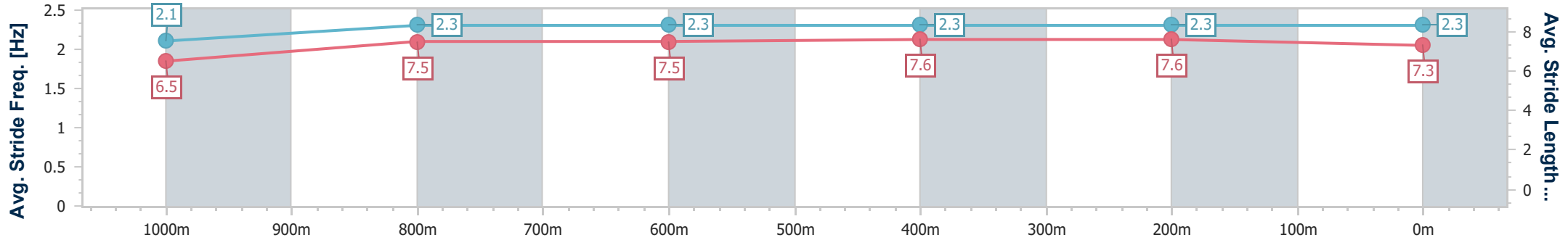
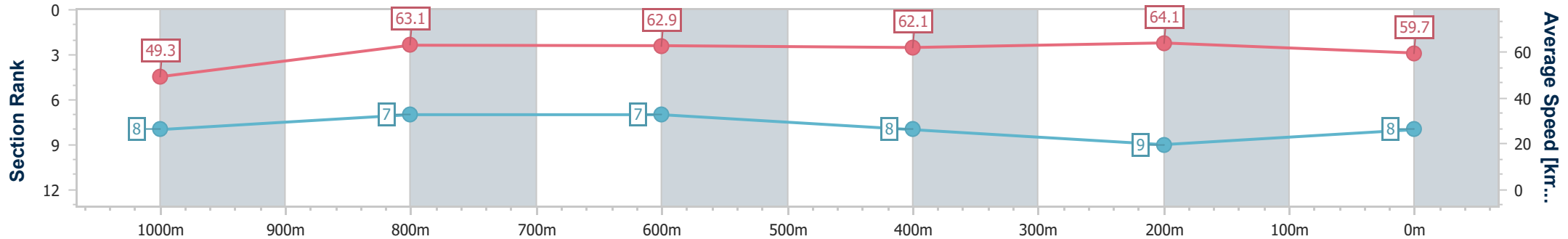
Sunshine Coast QLD Professional
Race 8: MARTIN COLLINS FIBRETRACK Class 3 Handicap - 1200m



01 September 2024 - 17:24

Track Rating: Good 4, Weather: Fine, Rail Position: +7m Entire

Section	Overall	1000m	800m	600m	400m	200m
Section Times	1:12.40 [8] (0:14.59)	0:57.81 [8] (0:11.45)	0:46.36 [7] (0:11.48)	0:34.88 [7] (0:11.55)	0:23.33 [8] (0:11.27)	0:12.06 [9] (0:12.06)
Average Speed [km/h]	49.3	63.1	62.9	62.1	64.1	59.7
Top Speed [km/h]	64.3	64.3	63.6	63.2	64.9	62.3
Avg. Dist. to Rail [m]	4.2	1.4	0.7	0.7	1.6	1.9
Avg. Stride Freq. [Hz]	2.1	2.3	2.3	2.3	2.3	2.3
Avg. Stride Length [m]	6.5	7.5	7.5	7.6	7.6	7.3



- [] Ranking at each section and finish
- .-.-.- No data available at this section
- NA No data available



Horse/Jockey Name	Al Ash Lad
Final Rank	9
Fastest Section Time (Section)	0:11.20 (1000m)
Top Speed [km/h] (Section)	66.7 (Overall)
Race State	Finished



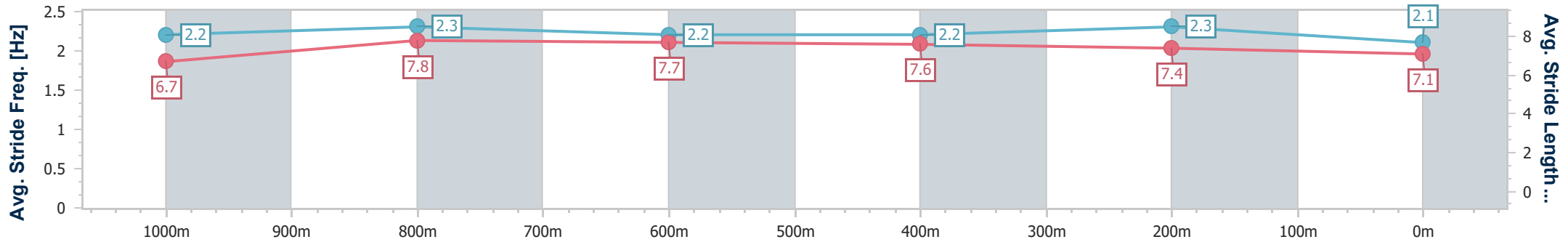
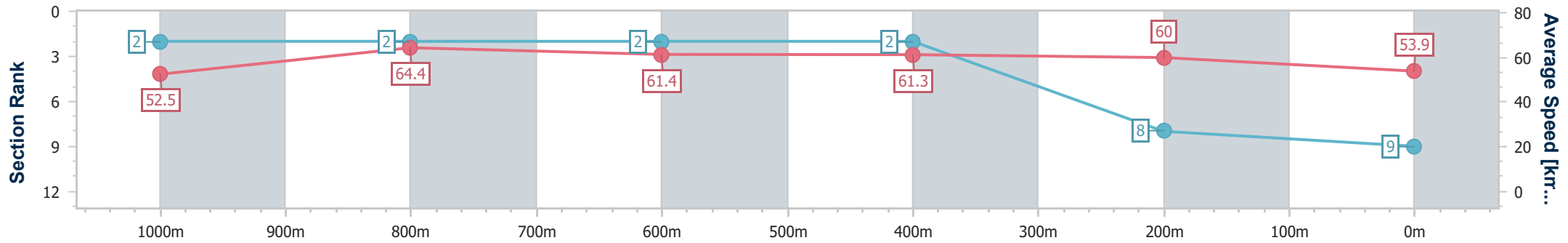
Sunshine Coast QLD Professional
Race 8: MARTIN COLLINS FIBRETRACK Class 3 Handicap - 1200m



01 September 2024 - 17:24

Track Rating: Good 4, Weather: Fine, Rail Position: +7m Entire

Section	Overall	1000m	800m	600m	400m	200m
Section Times	1:13.63 [9] (0:13.70)	0:59.93 [2] (0:11.20)	0:48.73 [2] (0:11.71)	0:37.02 [2] (0:11.68)	0:25.34 [2] (0:12.00)	0:13.34 [8] (0:13.34)
Average Speed [km/h]	52.5	64.4	61.4	61.3	60.0	53.9
Top Speed [km/h]	66.7	66.4	62.1	61.9	62.4	57.6
Avg. Dist. to Rail [m]	2.3	1.0	0.6	1.0	1.2	2.5
Avg. Stride Freq. [Hz]	2.2	2.3	2.2	2.2	2.3	2.1
Avg. Stride Length [m]	6.7	7.8	7.7	7.6	7.4	7.1



- [] Ranking at each section and finish
- .-.- No data available at this section
- NA No data available