



Sunshine Coast QLD Professional
Race 1: MARTIN COLLINS POLYTRACK QTIS Three-Year-Old Maiden
Handicap - 1200m
01 September 2024 - 13:15



Track Rating: Good 4, Weather: Fine, Rail Position: +7m Entire

Section												Last 600m		
Field Times		Overall	1000m	800m	600m	400m	200m						0:35.07	
		1:11.95 (0:13.17)	0:58.78 (0:11.31)	0:47.47 (0:12.40)	0:35.07 (0:12.12)	0:22.95 (0:11.25)	0:11.70 (0:11.70)							
Rank	TAB	Horse/Jockey	Barrier	Top Speed [km/h]	Fastest Section							Margin	Distance Travelled [m]	
1	11	HEART AND SPIRIT	16	70.4	0:11.25	1:11.95 [1]	0:58.78 [1]	0:47.47 [1]	0:35.07 [1]	0:22.95 [1]	0:11.70 [1]	1:11.95	0:35.07	
		Cody Collis		Overall	400m	(0:13.17)	(0:11.31)	(0:12.40)	(0:12.12)	(0:11.25)	(0:11.70)			
2	14	KETTLEBELL	1	67.5	0:11.36	1:12.22 [2]	0:58.83 [3]	0:47.47 [3]	0:35.18 [3]	0:23.08 [3]	0:11.71 [3]	1.5L	0:35.18	-5
		Dale Smith		1000m	1000m	(0:13.39)	(0:11.36)	(0:12.29)	(0:12.10)	(0:11.37)	(0:11.71)			
3	8	WYNETTE	9	66.6	0:11.29	1:12.34 [3]	0:59.02 [2]	0:47.67 [2]	0:35.35 [2]	0:23.21 [2]	0:11.92 [2]	2L	0:35.35	-4
		Angela Jones		1000m	400m	(0:13.32)	(0:11.35)	(0:12.32)	(0:12.14)	(0:11.29)	(0:11.92)			
4	4	ROCK THE SUNRISE	4	65.8	0:11.31	1:12.38 [4]	0:58.77 [5]	0:47.36 [5]	0:35.17 [5]	0:23.09 [6]	0:11.78 [4]	2.2L	0:35.17	-7
		Boris Thornton		1000m	400m	(0:13.61)	(0:11.41)	(0:12.19)	(0:12.08)	(0:11.31)	(0:11.78)			
5	16	BETTER DRAW	11	66.8	0:11.09	1:12.60 [5]	0:58.25 [12]	0:47.02 [12]	0:34.86 [12]	0:22.94 [11]	0:11.85 [8]	3.5L	0:34.86	-1
		James Orman		1000m	400m	(0:14.35)	(0:11.23)	(0:12.16)	(0:11.92)	(0:11.09)	(0:11.85)			
6	13	FIREUPZOUS	3	66.1	0:11.23	1:12.84 [6]	0:58.73 [10]	0:47.50 [11]	0:35.30 [10]	0:23.22 [10]	0:11.96 [9]	4.8L	0:35.30	-8
		Samantha Collett		1000m	1000m	(0:14.11)	(0:11.23)	(0:12.20)	(0:12.08)	(0:11.26)	(0:11.96)			
7	3	OUR BENEFACTOR	5	67.2	0:11.26	1:12.86 [7]	0:59.01 [8]	0:47.75 [8]	0:35.48 [7]	0:23.40 [9]	0:11.97 [10]	4.9L	0:35.48	-5
		Michael Cahill		1000m	1000m	(0:13.85)	(0:11.26)	(0:12.27)	(0:12.08)	(0:11.43)	(0:11.97)			
8	5	ROYAL GLADIATOR	13	67.5	0:11.21	1:13.02 [8]	0:59.44 [4]	0:48.23 [4]	0:35.97 [4]	0:23.86 [4]	0:12.36 [5]	5.7L	0:35.97	-3
		Justin Huxtable		1000m	1000m	(0:13.58)	(0:11.21)	(0:12.26)	(0:12.11)	(0:11.50)	(0:12.36)			
9	17	PUMICESTONE ROAD	6	66.1	0:11.26	1:13.03 [9]	0:59.21 [7]	0:47.95 [7]	0:35.68 [6]	0:23.76 [5]	0:12.29 [7]	5.8L	0:35.68	-1
		Sean Cormack		1000m	1000m	(0:13.82)	(0:11.26)	(0:12.27)	(0:11.92)	(0:11.47)	(0:12.29)			
10	2	NINJITZOU	8	66.0	0:11.20	1:13.05 [10]	0:58.93 [11]	0:47.73 [10]	0:35.38 [11]	0:23.38 [12]	0:11.99 [12]	5.9L	0:35.38	-4
		Ron Stewart		1000m	1000m	(0:14.12)	(0:11.20)	(0:12.35)	(0:12.00)	(0:11.39)	(0:11.99)			

Scratched: Neo Vici (#1), The Torque Factor (#6), Mishy (#7), Ready To Schipp (#15), Blind Desire (#9)

[] Ranking at each section and finish
 -:-:- No data available at this section
 NA No data available

SCN Saddle cloth number
 DNF Did not finish
 DNT Did not track



Sunshine Coast QLD Professional
Race 1: MARTIN COLLINS POLYTRACK QTIS Three-Year-Old Maiden
Handicap - 1200m
01 September 2024 - 13:15



Track Rating: Good 4, Weather: Fine, Rail Position: +7m Entire

Section		Overall	1000m	800m	600m	400m	200m	Last 600m					
Field Times		1:11.95 (0:13.17)	0:58.78 (0:11.31)	0:47.47 (0:12.40)	0:35.07 (0:12.12)	0:22.95 (0:11.25)	0:11.70 (0:11.70)	0:35.07					
Rank	TAB Horse/Jockey	Barrier	Top Speed [km/h]	Fastest Section				Margin	Distance Travelled [m]				
11	10 HACKING Nikita Beriman	10	66.8 1000m	0:11.19 1000m	1:13.23 [11] (0:14.03)	0:59.20 [9] (0:11.19)	0:48.01 [9] (0:12.24)	0:35.77 [9] (0:11.93)	0:23.84 [7] (0:11.32)	0:12.52 [6] (0:12.52)	6.9L	0:35.77	-2
12	12 MARGOT'S STAR Jag Guthmann-Chester	2	66.4 Overall	0:11.39 1000m	1:13.24 [12] (0:13.67)	0:59.57 [6] (0:11.39)	0:48.18 [6] (0:12.33)	0:35.85 [8] (0:12.02)	0:23.83 [8] (0:11.48)	0:12.35 [11] (0:12.35)	7L	0:35.85	-2

Scratched: Neo Vici (#1), The Torque Factor (#6), Mishy (#7), Ready To Schipp (#15), Blind Desire (#9)

[] Ranking at each section and finish
 -:-:-:- No data available at this section
 NA No data available

SCN Saddle cloth number
 DNF Did not finish
 DNT Did not track



Horse/Jockey Name	Heart And Spirit
Final Rank	1
Fastest Section Time (Section)	0:11.25 (400m)
Top Speed [km/h] (Section)	70.4 (Overall)
Race State	Finished



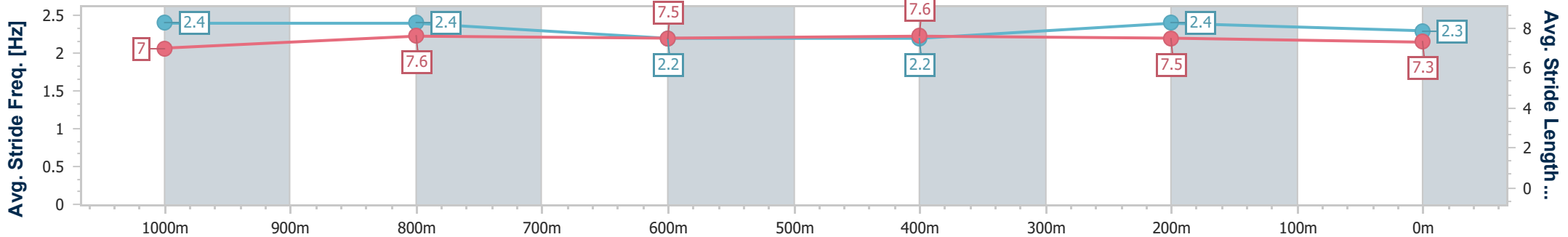
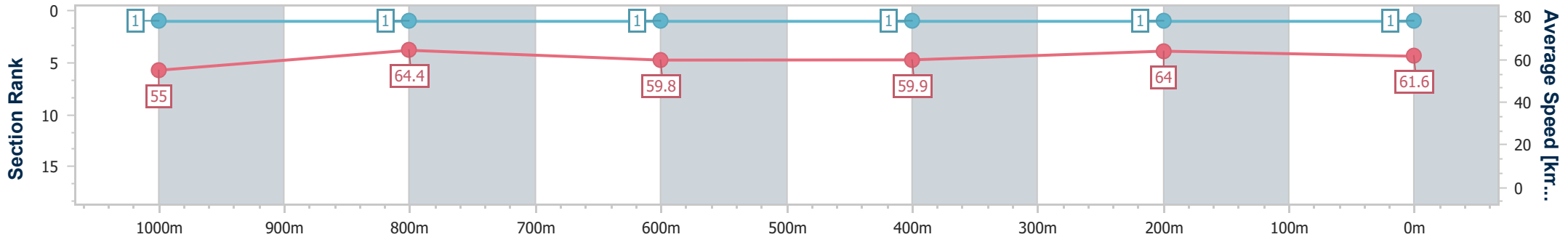
Sunshine Coast QLD Professional
 Race 1: MARTIN COLLINS POLYTRACK QTIS Three-Year-Old
 Maiden Handicap - 1200m



01 September 2024 - 13:15

Track Rating: Good 4, Weather: Fine, Rail Position: +7m Entire

Section	Overall	1000m	800m	600m	400m	200m
Section Times	1:11.95 [1] (0:13.17)	0:58.78 [1] (0:11.31)	0:47.47 [1] (0:12.40)	0:35.07 [1] (0:12.12)	0:22.95 [1] (0:11.25)	0:11.70 [1] (0:11.70)
Average Speed [km/h]	55.0	64.4	59.8	59.9	64.0	61.6
Top Speed [km/h]	70.4	70.1	62.1	61.9	65.4	64.4
Avg. Dist. to Rail [m]	10.3	4.2	5.5	1.7	1.7	1.5
Avg. Stride Freq. [Hz]	2.4	2.4	2.2	2.2	2.4	2.3
Avg. Stride Length [m]	7.0	7.6	7.5	7.6	7.5	7.3



- [] Ranking at each section and finish
- .-.- No data available at this section
- NA No data available



Horse/Jockey Name	Kettlebell
Final Rank	2
Fastest Section Time (Section)	0:11.36 (1000m)
Top Speed [km/h] (Section)	67.5 (1000m)
Race State	Finished



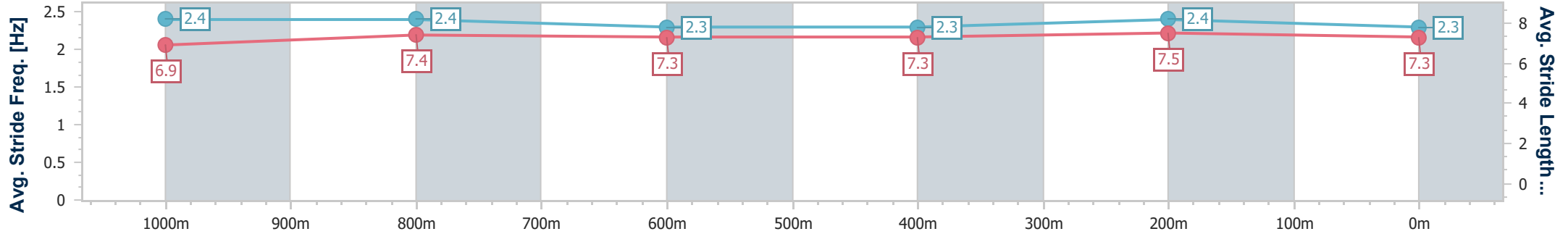
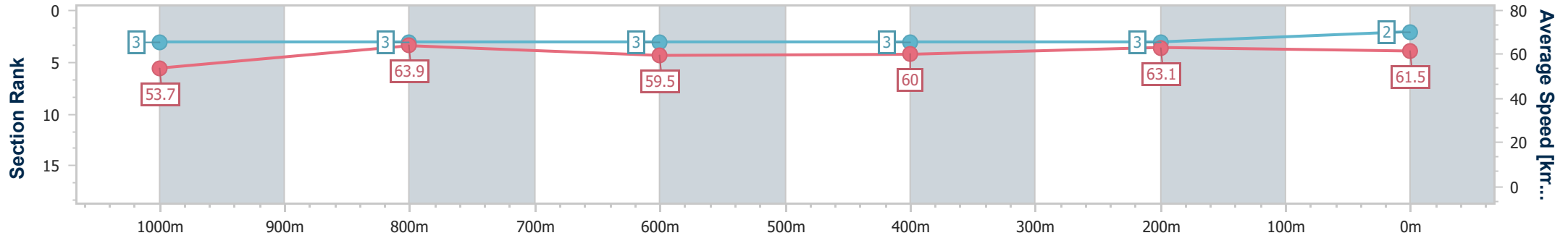
Sunshine Coast QLD Professional
 Race 1: MARTIN COLLINS POLYTRACK QTIS Three-Year-Old
 Maiden Handicap - 1200m



01 September 2024 - 13:15

Track Rating: Good 4, Weather: Fine, Rail Position: +7m Entire

Section	Overall	1000m	800m	600m	400m	200m
Section Times	1:12.22 [2] (0:13.39)	0:58.83 [3] (0:11.36)	0:47.47 [3] (0:12.29)	0:35.18 [3] (0:12.10)	0:23.08 [3] (0:11.37)	0:11.71 [3] (0:11.71)
Average Speed [km/h]	53.7	63.9	59.5	60.0	63.1	61.5
Top Speed [km/h]	67.4	67.5	61.0	61.3	64.4	63.5
Avg. Dist. to Rail [m]	1.9	2.6	2.7	1.0	0.8	0.9
Avg. Stride Freq. [Hz]	2.4	2.4	2.3	2.3	2.4	2.3
Avg. Stride Length [m]	6.9	7.4	7.3	7.3	7.5	7.3



- [] Ranking at each section and finish
- .-.-.- No data available at this section
- NA No data available



Horse/Jockey Name	Wynette
Final Rank	3
Fastest Section Time (Section)	0:11.29 (400m)
Top Speed [km/h] (Section)	66.6 (1000m)
Race State	Finished



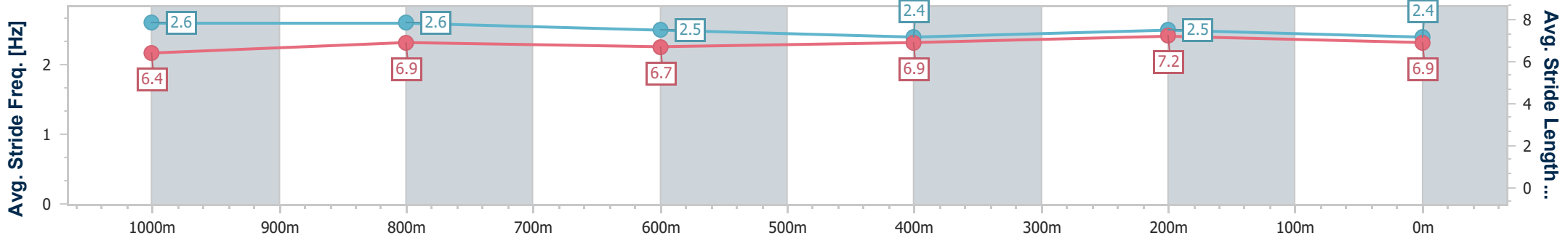
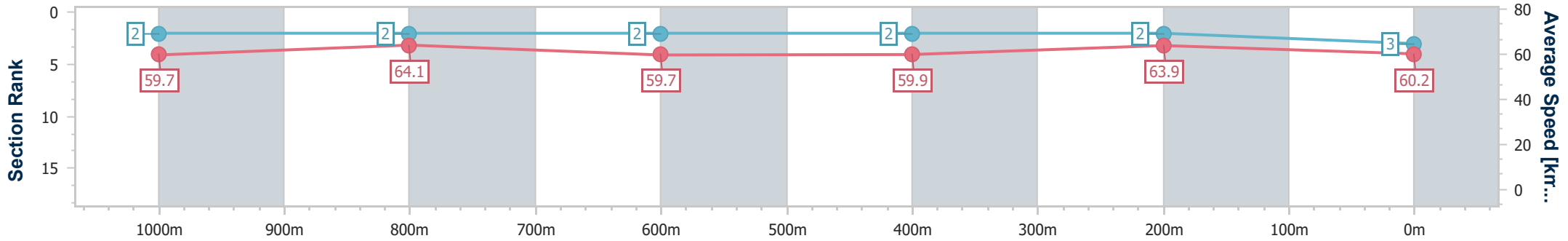
Sunshine Coast QLD Professional
 Race 1: MARTIN COLLINS POLYTRACK QTIS Three-Year-Old
 Maiden Handicap - 1200m



01 September 2024 - 13:15

Track Rating: Good 4, Weather: Fine, Rail Position: +7m Entire

Section	Overall	1000m	800m	600m	400m	200m
Section Times	1:12.34 [3] (0:13.32)	0:59.02 [2] (0:11.35)	0:47.67 [2] (0:12.32)	0:35.35 [2] (0:12.14)	0:23.21 [2] (0:11.29)	0:11.92 [2] (0:11.92)
Average Speed [km/h]	59.7	64.1	59.7	59.9	63.9	60.2
Top Speed [km/h]	62.7	66.6	64.4	60.7	64.7	64.6
Avg. Dist. to Rail [m]	7.2	3.3	2.8	2.0	3.0	2.3
Avg. Stride Freq. [Hz]	2.6	2.6	2.5	2.4	2.5	2.4
Avg. Stride Length [m]	6.4	6.9	6.7	6.9	7.2	6.9



- [] Ranking at each section and finish
- .-.- No data available at this section
- NA No data available



Horse/Jockey Name	Rock The Sunrise
Final Rank	4
Fastest Section Time (Section)	0:11.31 (400m)
Top Speed [km/h] (Section)	65.8 (1000m)
Race State	Finished



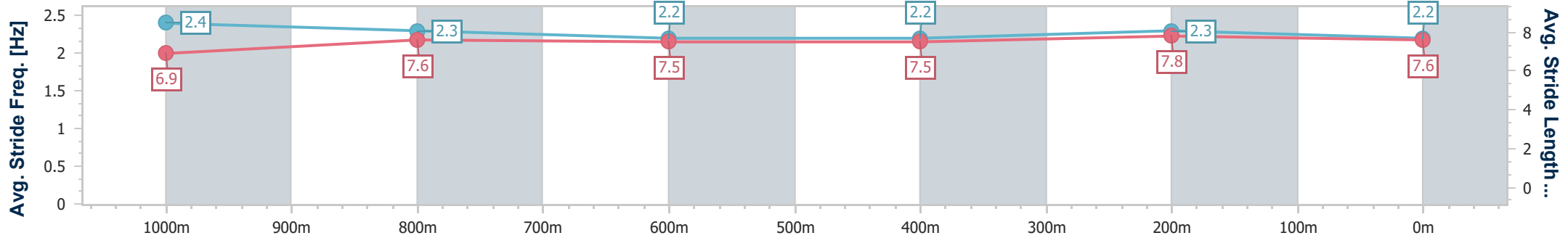
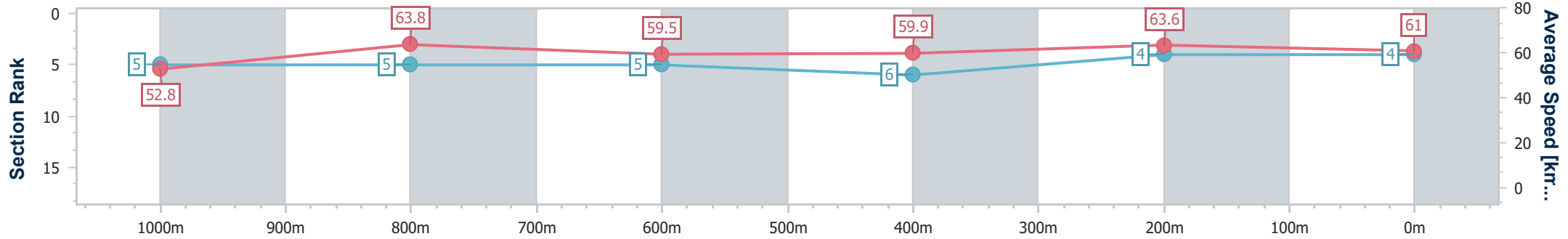
Sunshine Coast QLD Professional
 Race 1: MARTIN COLLINS POLYTRACK QTIS Three-Year-Old
 Maiden Handicap - 1200m



01 September 2024 - 13:15

Track Rating: Good 4, Weather: Fine, Rail Position: +7m Entire

Section	Overall	1000m	800m	600m	400m	200m
Section Times	1:12.38 [4] (0:13.61)	0:58.77 [5] (0:11.41)	0:47.36 [5] (0:12.19)	0:35.17 [5] (0:12.08)	0:23.09 [6] (0:11.31)	0:11.78 [4] (0:11.78)
Average Speed [km/h]	52.8	63.8	59.5	59.9	63.6	61.0
Top Speed [km/h]	65.5	65.8	60.8	62.2	64.7	63.2
Avg. Dist. to Rail [m]	5.0	3.5	1.6	0.4	2.5	3.5
Avg. Stride Freq. [Hz]	2.4	2.3	2.2	2.2	2.3	2.2
Avg. Stride Length [m]	6.9	7.6	7.5	7.5	7.8	7.6



- [] Ranking at each section and finish
- .-.- No data available at this section
- NA No data available



Horse/Jockey Name	Better Draw
Final Rank	5
Fastest Section Time (Section)	0:11.09 (400m)
Top Speed [km/h] (Section)	66.8 (1000m)
Race State	Finished



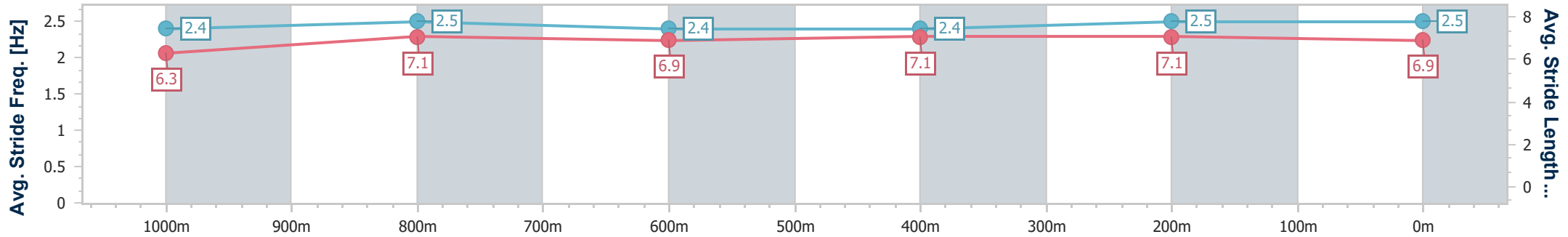
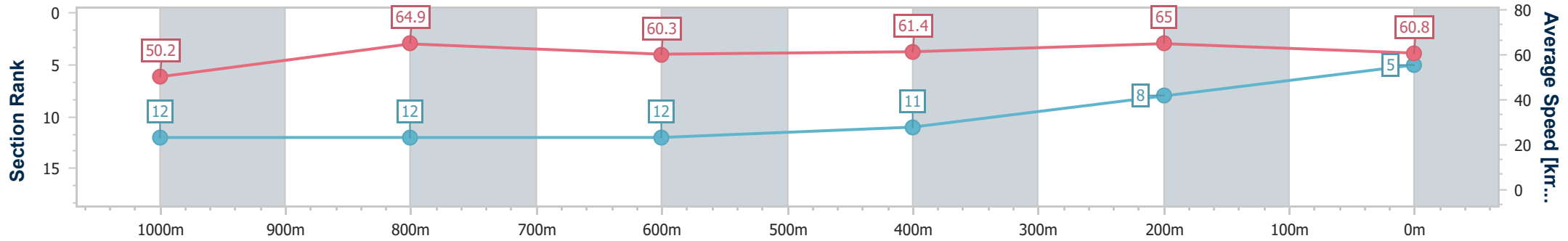
Sunshine Coast QLD Professional
 Race 1: MARTIN COLLINS POLYTRACK QTIS Three-Year-Old
 Maiden Handicap - 1200m



01 September 2024 - 13:15

Track Rating: Good 4, Weather: Fine, Rail Position: +7m Entire

Section	Overall	1000m	800m	600m	400m	200m
Section Times	1:12.60 [5] (0:14.35)	0:58.25 [12] (0:11.23)	0:47.02 [12] (0:12.16)	0:34.86 [12] (0:11.92)	0:22.94 [11] (0:11.09)	0:11.85 [8] (0:11.85)
Average Speed [km/h]	50.2	64.9	60.3	61.4	65.0	60.8
Top Speed [km/h]	64.1	66.8	62.7	64.3	65.6	64.4
Avg. Dist. to Rail [m]	7.9	3.6	3.4	2.6	6.6	6.2
Avg. Stride Freq. [Hz]	2.4	2.5	2.4	2.4	2.5	2.5
Avg. Stride Length [m]	6.3	7.1	6.9	7.1	7.1	6.9



- [] Ranking at each section and finish
- .-.- No data available at this section
- NA No data available



Horse/Jockey Name	Fireupzous
Final Rank	6
Fastest Section Time (Section)	0:11.23 (1000m)
Top Speed [km/h] (Section)	66.1 (1000m)
Race State	Finished



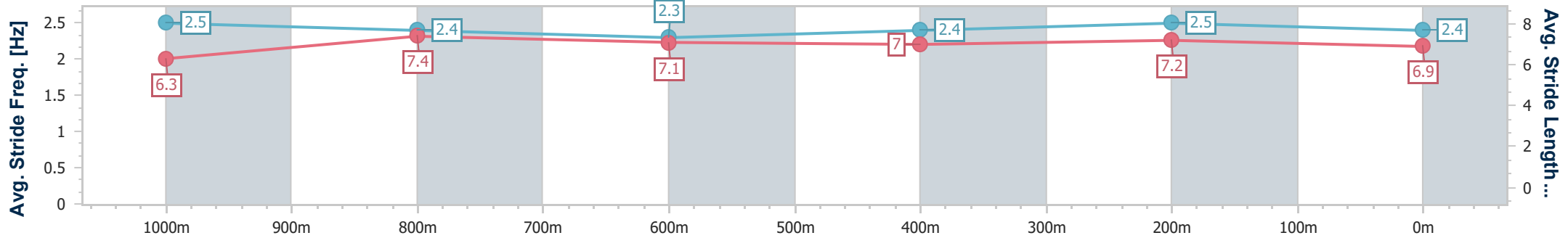
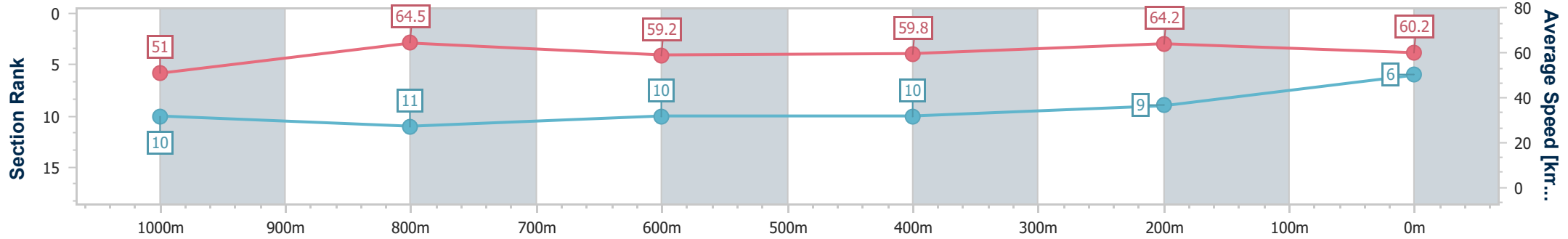
Sunshine Coast QLD Professional
 Race 1: MARTIN COLLINS POLYTRACK QTIS Three-Year-Old
 Maiden Handicap - 1200m



01 September 2024 - 13:15

Track Rating: Good 4, Weather: Fine, Rail Position: +7m Entire

Section	Overall	1000m	800m	600m	400m	200m
Section Times	1:12.84 [6] (0:14.11)	0:58.73 [10] (0:11.23)	0:47.50 [11] (0:12.20)	0:35.30 [10] (0:12.08)	0:23.22 [10] (0:11.26)	0:11.96 [9] (0:11.96)
Average Speed [km/h]	51.0	64.5	59.2	59.8	64.2	60.2
Top Speed [km/h]	65.4	66.1	60.7	63.2	64.6	62.8
Avg. Dist. to Rail [m]	2.9	1.7	0.7	1.1	3.8	2.6
Avg. Stride Freq. [Hz]	2.5	2.4	2.3	2.4	2.5	2.4
Avg. Stride Length [m]	6.3	7.4	7.1	7.0	7.2	6.9



- [] Ranking at each section and finish
- .-.- No data available at this section
- NA No data available



Horse/Jockey Name	Our Benefactor
Final Rank	7
Fastest Section Time (Section)	0:11.26 (1000m)
Top Speed [km/h] (Section)	67.2 (1000m)
Race State	Finished



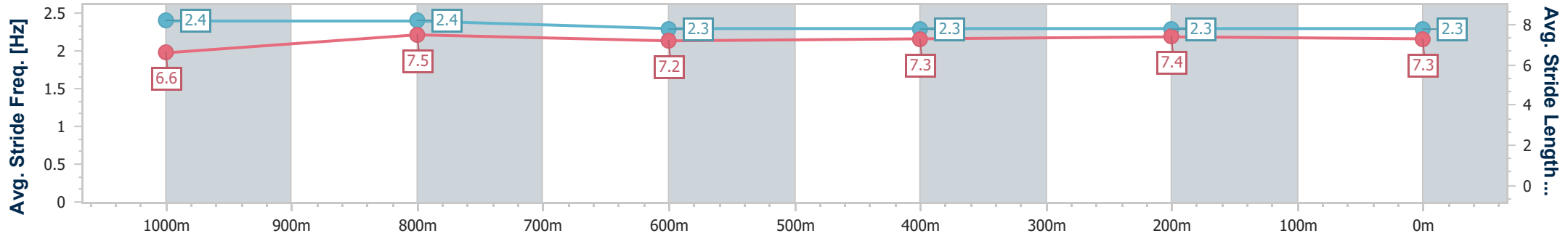
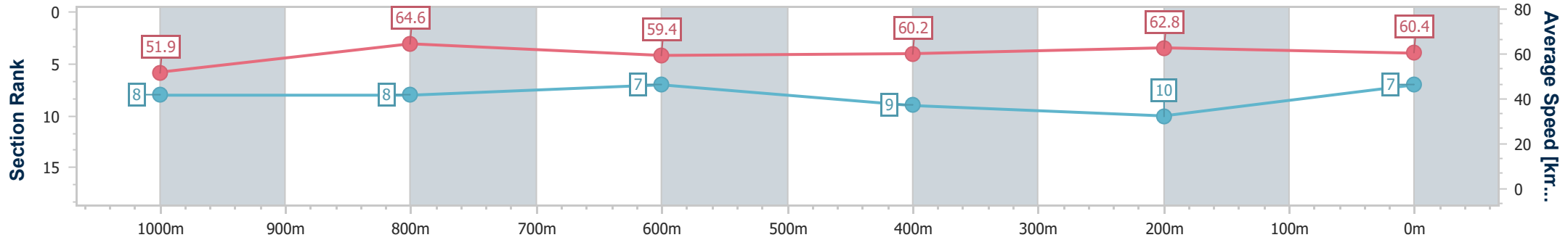
Sunshine Coast QLD Professional
 Race 1: MARTIN COLLINS POLYTRACK QTIS Three-Year-Old
 Maiden Handicap - 1200m



01 September 2024 - 13:15

Track Rating: Good 4, Weather: Fine, Rail Position: +7m Entire

Section	Overall	1000m	800m	600m	400m	200m
Section Times	1:12.86 [7] (0:13.85)	0:59.01 [8] (0:11.26)	0:47.75 [8] (0:12.27)	0:35.48 [7] (0:12.08)	0:23.40 [9] (0:11.43)	0:11.97 [10] (0:11.97)
Average Speed [km/h]	51.9	64.6	59.4	60.2	62.8	60.4
Top Speed [km/h]	64.5	67.2	60.3	64.1	64.2	61.9
Avg. Dist. to Rail [m]	5.0	2.6	2.6	1.5	5.2	7.1
Avg. Stride Freq. [Hz]	2.4	2.4	2.3	2.3	2.3	2.3
Avg. Stride Length [m]	6.6	7.5	7.2	7.3	7.4	7.3



- [] Ranking at each section and finish
- .-.- No data available at this section
- NA No data available



Horse/Jockey Name	Royal Gladiator
Final Rank	8
Fastest Section Time (Section)	0:11.21 (1000m)
Top Speed [km/h] (Section)	67.5 (1000m)
Race State	Finished



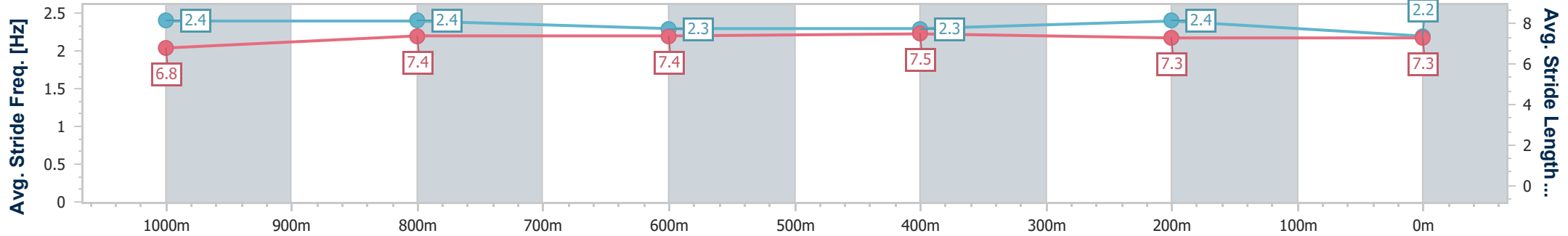
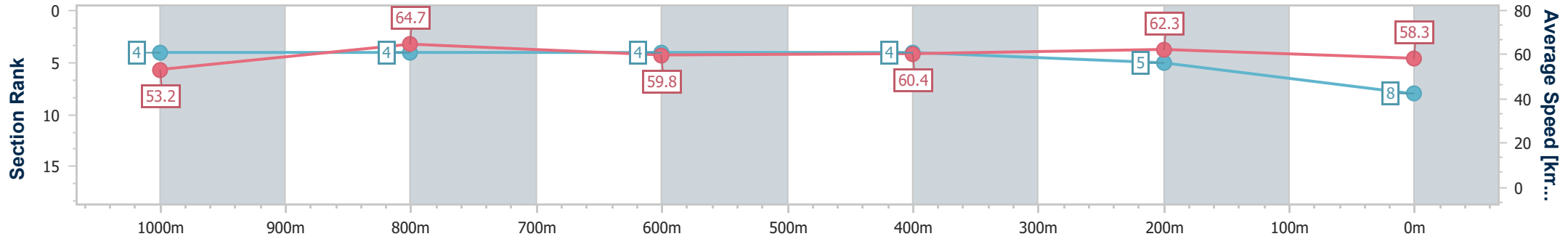
Sunshine Coast QLD Professional
 Race 1: MARTIN COLLINS POLYTRACK QTIS Three-Year-Old
 Maiden Handicap - 1200m



01 September 2024 - 13:15

Track Rating: Good 4, Weather: Fine, Rail Position: +7m Entire

Section	Overall	1000m	800m	600m	400m	200m
Section Times	1:13.02 [8] (0:13.58)	0:59.44 [4] (0:11.21)	0:48.23 [4] (0:12.26)	0:35.97 [4] (0:12.11)	0:23.86 [4] (0:11.50)	0:12.36 [5] (0:12.36)
Average Speed [km/h]	53.2	64.7	59.8	60.4	62.3	58.3
Top Speed [km/h]	66.8	67.5	61.5	62.4	63.6	60.8
Avg. Dist. to Rail [m]	7.9	3.7	3.2	1.9	4.1	3.5
Avg. Stride Freq. [Hz]	2.4	2.4	2.3	2.3	2.4	2.2
Avg. Stride Length [m]	6.8	7.4	7.4	7.5	7.3	7.3



- [] Ranking at each section and finish
- .-.- No data available at this section
- NA No data available



Horse/Jockey Name	Pumicestone Road
Final Rank	9
Fastest Section Time (Section)	0:11.26 (1000m)
Top Speed [km/h] (Section)	66.1 (1000m)
Race State	Finished



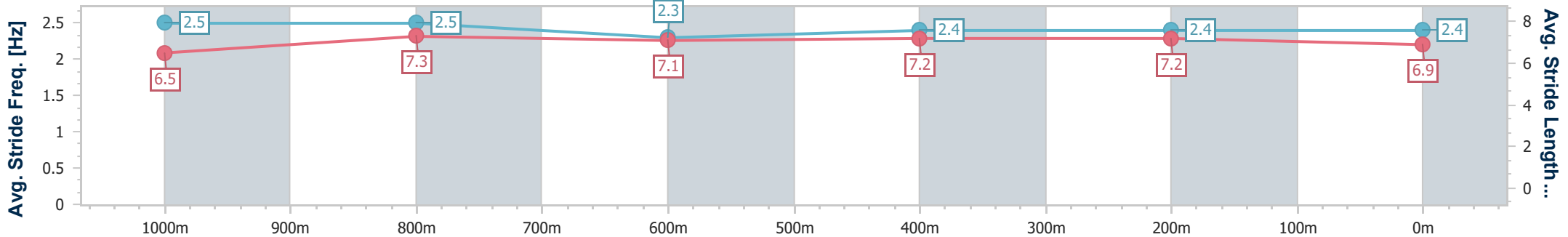
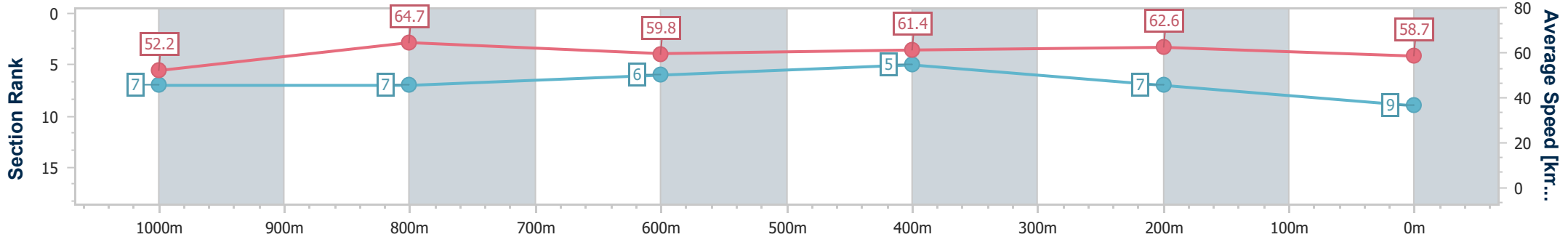
Sunshine Coast QLD Professional
 Race 1: MARTIN COLLINS POLYTRACK QTIS Three-Year-Old
 Maiden Handicap - 1200m



01 September 2024 - 13:15

Track Rating: Good 4, Weather: Fine, Rail Position: +7m Entire

Section	Overall	1000m	800m	600m	400m	200m
Section Times	1:13.03 [9] (0:13.82)	0:59.21 [7] (0:11.26)	0:47.95 [7] (0:12.27)	0:35.68 [6] (0:11.92)	0:23.76 [5] (0:11.47)	0:12.29 [7] (0:12.29)
Average Speed [km/h]	52.2	64.7	59.8	61.4	62.6	58.7
Top Speed [km/h]	65.0	66.1	61.3	63.5	64.3	60.9
Avg. Dist. to Rail [m]	6.3	4.3	3.2	2.3	5.1	5.0
Avg. Stride Freq. [Hz]	2.5	2.5	2.3	2.4	2.4	2.4
Avg. Stride Length [m]	6.5	7.3	7.1	7.2	7.2	6.9



- [] Ranking at each section and finish
- .-.- No data available at this section
- NA No data available



Horse/Jockey Name	Ninjitzou
Final Rank	10
Fastest Section Time (Section)	0:11.20 (1000m)
Top Speed [km/h] (Section)	66.0 (1000m)
Race State	Finished



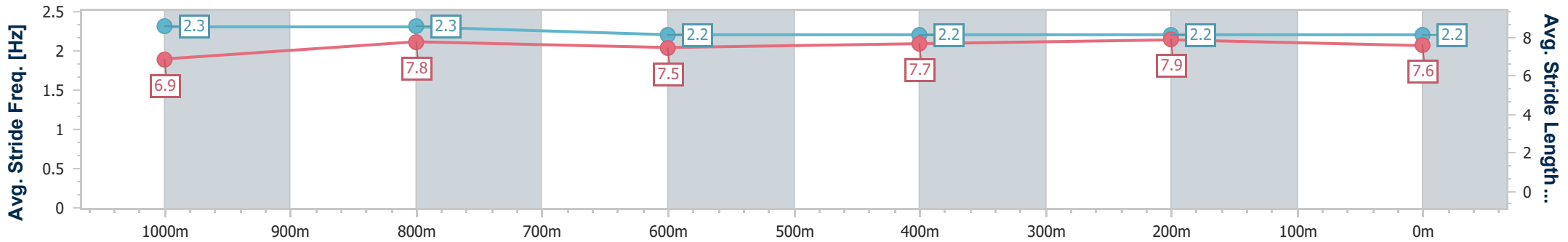
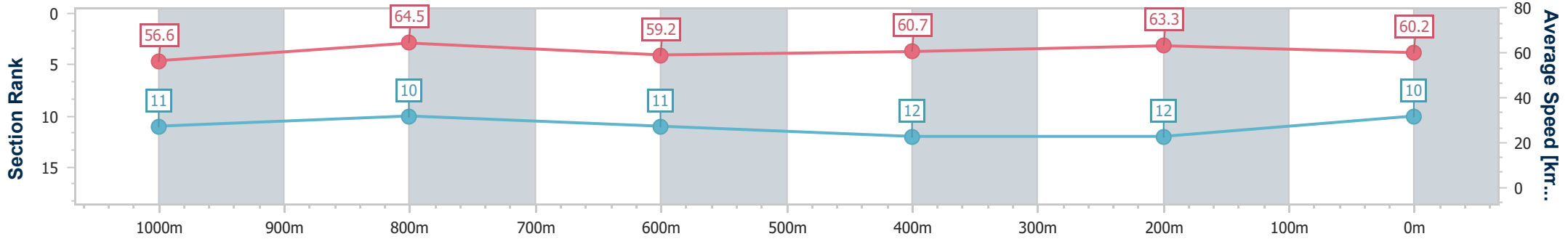
Sunshine Coast QLD Professional
 Race 1: MARTIN COLLINS POLYTRACK QTIS Three-Year-Old
 Maiden Handicap - 1200m



01 September 2024 - 13:15

Track Rating: Good 4, Weather: Fine, Rail Position: +7m Entire

Section	Overall	1000m	800m	600m	400m	200m
Section Times	1:13.05 [10] (0:14.12)	0:58.93 [11] (0:11.20)	0:47.73 [10] (0:12.35)	0:35.38 [11] (0:12.00)	0:23.38 [12] (0:11.39)	0:11.99 [12] (0:11.99)
Average Speed [km/h]	56.6	64.5	59.2	60.7	63.3	60.2
Top Speed [km/h]	60.7	66.0	65.7	61.5	64.1	63.9
Avg. Dist. to Rail [m]	6.1	3.2	2.4	1.7	6.2	9.4
Avg. Stride Freq. [Hz]	2.3	2.3	2.2	2.2	2.2	2.2
Avg. Stride Length [m]	6.9	7.8	7.5	7.7	7.9	7.6



- [] Ranking at each section and finish
- .-.- No data available at this section
- NA No data available



Horse/Jockey Name	Hacking
Final Rank	11
Fastest Section Time (Section)	0:11.19 (1000m)
Top Speed [km/h] (Section)	66.8 (1000m)
Race State	Finished



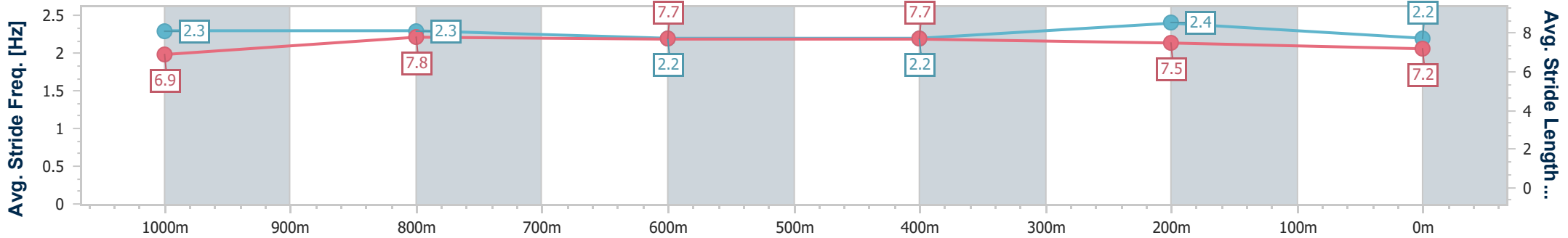
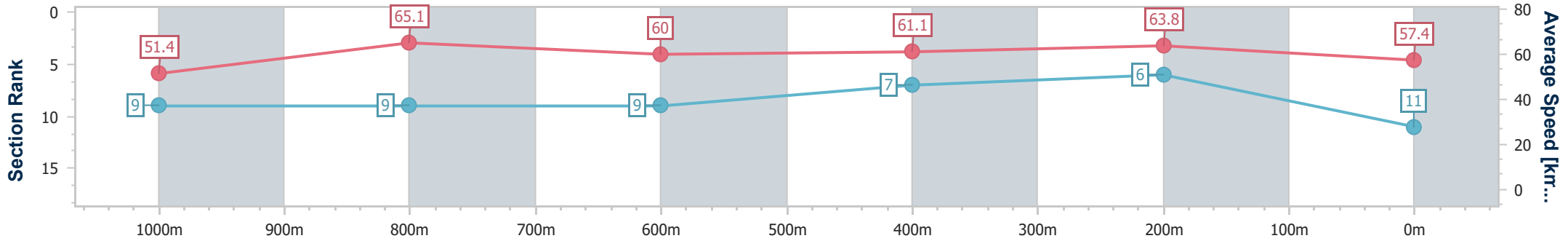
Sunshine Coast QLD Professional
 Race 1: MARTIN COLLINS POLYTRACK QTIS Three-Year-Old
 Maiden Handicap - 1200m



01 September 2024 - 13:15

Track Rating: Good 4, Weather: Fine, Rail Position: +7m Entire

Section	Overall	1000m	800m	600m	400m	200m
Section Times	1:13.23 [11] (0:14.03)	0:59.20 [9] (0:11.19)	0:48.01 [9] (0:12.24)	0:35.77 [9] (0:11.93)	0:23.84 [7] (0:11.32)	0:12.52 [6] (0:12.52)
Average Speed [km/h]	51.4	65.1	60.0	61.1	63.8	57.4
Top Speed [km/h]	63.9	66.8	61.6	64.6	64.9	61.5
Avg. Dist. to Rail [m]	7.2	3.9	3.5	2.6	5.7	5.8
Avg. Stride Freq. [Hz]	2.3	2.3	2.2	2.2	2.4	2.2
Avg. Stride Length [m]	6.9	7.8	7.7	7.7	7.5	7.2



- [] Ranking at each section and finish
- .-.- No data available at this section
- NA No data available



Horse/Jockey Name	Margot's Star
Final Rank	12
Fastest Section Time (Section)	0:11.39 (1000m)
Top Speed [km/h] (Section)	66.4 (Overall)
Race State	Finished



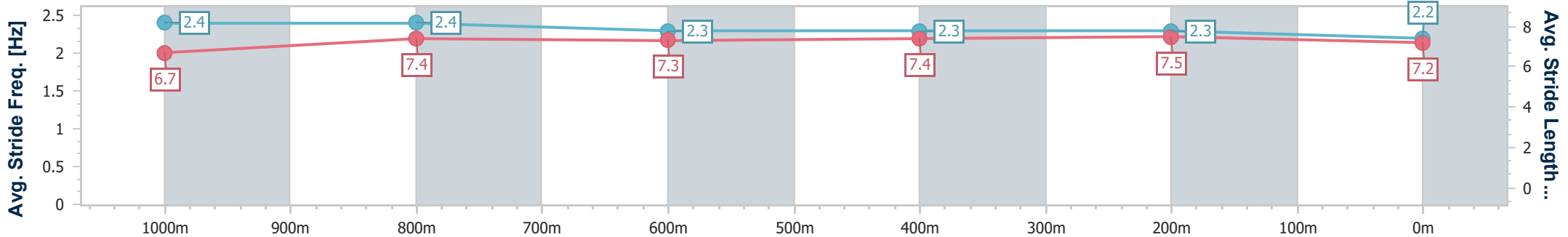
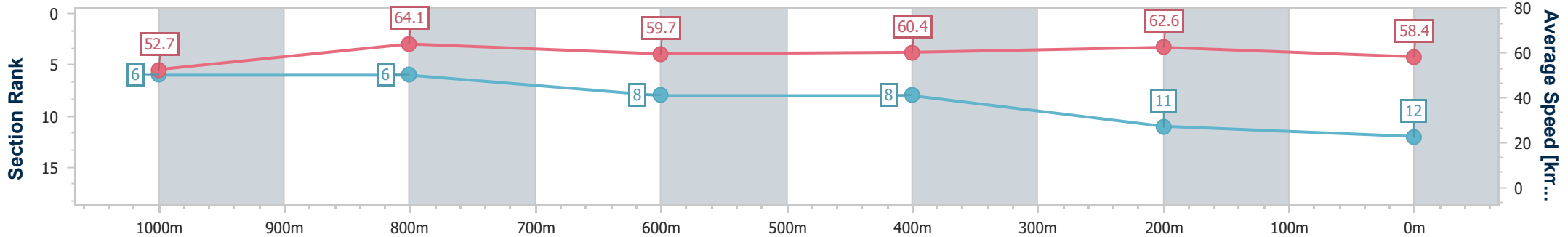
Sunshine Coast QLD Professional
 Race 1: MARTIN COLLINS POLYTRACK QTIS Three-Year-Old
 Maiden Handicap - 1200m



01 September 2024 - 13:15

Track Rating: Good 4, Weather: Fine, Rail Position: +7m Entire

Section	Overall	1000m	800m	600m	400m	200m
Section Times	1:13.24 [12] (0:13.67)	0:59.57 [6] (0:11.39)	0:48.18 [6] (0:12.33)	0:35.85 [8] (0:12.02)	0:23.83 [8] (0:11.48)	0:12.35 [11] (0:12.35)
Average Speed [km/h]	52.7	64.1	59.7	60.4	62.6	58.4
Top Speed [km/h]	66.4	65.9	60.4	62.1	63.7	62.1
Avg. Dist. to Rail [m]	4.4	4.3	3.8	1.3	1.9	2.2
Avg. Stride Freq. [Hz]	2.4	2.4	2.3	2.3	2.3	2.2
Avg. Stride Length [m]	6.7	7.4	7.3	7.4	7.5	7.2



- [] Ranking at each section and finish
- .-.- No data available at this section
- NA No data available



Sunshine Coast QLD Professional
Race 2: MARTIN COLLINS AUSTRALIA BENCHMARK 60 Handicap - 1600m
01 September 2024 - 13:50



Track Rating: Good 4, Weather: Fine, Rail Position: +7m Entire

Section		Overall	1400m	1200m	1000m	800m	600m	400m	Last 600m				
Field Times		1:36.78 (0:13.61)	1:23.17 (0:11.72)	1:11.45 (0:12.17)	0:59.28 (0:12.22)	0:47.06 (0:11.82)	0:35.24 (0:11.87)	0:23.37 (0:11.54)	0:35.24				
Rank	TAB Horse/Jockey	Barrier	Top Speed [km/h]	Fastest Section									Distance Travelled [m]
1	1 DARK CHILL Damien Thornton	3	65.4 400m	0:11.19 400m	1:36.78 [1] (0:13.97)	1:22.81 [4] (0:11.79)	1:11.02 [4] (0:12.11)	0:58.91 [4] (0:12.42)	0:46.49 [4] (0:11.97)	0:34.52 [4] (0:11.50)	0:23.02 [3] (0:11.19)	0:34.52	
2	8 DECEMBER DIAMOND Kyle Wilson-Taylor	10	63.5 400m	0:11.48 400m	1:37.27 [2] (0:13.61)	1:23.66 [1] (0:11.83)	1:11.83 [2] (0:12.22)	0:59.61 [2] (0:12.29)	0:47.32 [2] (0:12.03)	0:35.29 [2] (0:11.69)	0:23.60 [2] (0:11.48)	0:35.29	-4
3	3 SOKUDO Jackson Morris	1	64.9 Overall	0:11.46 400m	1:37.41 [3] (0:14.04)	1:23.37 [5] (0:11.83)	1:11.54 [5] (0:12.10)	0:59.44 [5] (0:12.51)	0:46.93 [5] (0:11.94)	0:34.99 [5] (0:11.58)	0:23.41 [5] (0:11.46)	0:34.99	-5
4	6 WINTER'S PROMISE Andrew Mallyon	2	63.9 400m	0:11.50 400m	1:37.50 [4] (0:13.73)	1:23.77 [2] (0:11.92)	1:11.85 [3] (0:12.17)	0:59.68 [3] (0:12.30)	0:47.38 [3] (0:12.05)	0:35.33 [3] (0:11.76)	0:23.57 [4] (0:11.50)	0:35.33	-5
5	10 SAYS WHO Nathan Thomas	5	64.3 400m	0:11.36 400m	1:37.61 [5] (0:14.41)	1:23.20 [7] (0:11.93)	1:11.27 [7] (0:12.08)	0:59.19 [7] (0:12.51)	0:46.68 [7] (0:11.63)	0:35.05 [6] (0:11.54)	0:23.51 [6] (0:11.36)	0:35.05	-2
6	2 PENDING Robbie Dolan	7	65.7 400m	0:11.31 400m	1:37.75 [6] (0:14.45)	1:23.30 [9] (0:11.98)	1:11.32 [8] (0:12.19)	0:59.13 [10] (0:12.55)	0:46.58 [10] (0:11.57)	0:35.01 [8] (0:11.47)	0:23.54 [8] (0:11.31)	0:35.01	-2
7	4 CRYPTO CURRENCY Brodie Moffat	4	64.9 1400m	0:11.56 1400m	1:37.98 [7] (0:13.77)	1:24.21 [3] (0:11.56)	1:12.65 [1] (0:12.17)	1:00.48 [1] (0:12.22)	0:48.26 [1] (0:11.82)	0:36.44 [1] (0:11.87)	0:24.57 [1] (0:11.80)	0:36.44	-10
8	5 ROCKED Chris Meehan	6	64.0 600m	0:11.57 600m	1:38.21 [8] (0:14.17)	1:24.04 [6] (0:12.02)	1:12.02 [6] (0:12.11)	0:59.91 [6] (0:12.48)	0:47.43 [6] (0:11.82)	0:35.61 [7] (0:11.57)	0:24.04 [7] (0:11.66)	0:35.61	-2
9	7 FLIC EN FLAC James Orman	8	65.2 600m	0:11.48 600m	1:38.57 [9] (0:14.45)	1:24.12 [8] (0:12.15)	1:11.97 [9] (0:11.89)	1:00.08 [8] (0:12.49)	0:47.59 [8] (0:11.78)	0:35.81 [9] (0:11.48)	0:24.33 [9] (0:11.53)	0:35.81	+4
10	9 STAR CHANCE Karl Zechner	9	64.2 600m	0:11.47 600m	1:38.78 [10] (0:14.53)	1:24.25 [10] (0:12.09)	1:12.16 [10] (0:11.92)	1:00.24 [9] (0:12.58)	0:47.66 [9] (0:11.77)	0:35.89 [10] (0:11.47)	0:24.42 [10] (0:11.70)	0:35.89	-1

[] Ranking at each section and finish
 -:-:- No data available at this section
 NA No data available

SCN Saddle cloth number
 DNF Did not finish
 DNT Did not track



Sunshine Coast QLD Professional

Race 2: MARTIN COLLINS AUSTRALIA BENCHMARK 60 Handicap - 1600m

01 September 2024 - 13:50



Track Rating: Good 4, Weather: Fine, Rail Position: +7m Entire

Section				200m				Last 600m		
Field Times				0:11.83 (0:11.83)				0:35.24		
Rank	TAB	Horse/Jockey	Barrier	Top Speed [km/h]	Fastest Section	Margin			Distance Travelled [m]	
1	1	DARK CHILL Damien Thornton	3	65.4 400m	0:11.19 400m	0:11.83 [1] (0:11.83)	1:36.78		0:34.52	
2	8	DECEMBER DIAMOND Kyle Wilson-Taylor	10	63.5 400m	0:11.48 400m	0:12.12 [2] (0:12.12)	2.8L		0:35.29	-4
3	3	SOKUDO Jackson Morris	1	64.9 Overall	0:11.46 400m	0:11.95 [5] (0:11.95)	3.6L		0:34.99	-5
4	6	WINTER'S PROMISE Andrew Mallyon	2	63.9 400m	0:11.50 400m	0:12.07 [4] (0:12.07)	4L		0:35.33	-5
5	10	SAYS WHO Nathan Thomas	5	64.3 400m	0:11.36 400m	0:12.15 [6] (0:12.15)	4.5L		0:35.05	-2
6	2	PENDING Robbie Dolan	7	65.7 400m	0:11.31 400m	0:12.23 [7] (0:12.23)	5.3L		0:35.01	-2
7	4	CRYPTO CURRENCY Brodie Moffat	4	64.9 1400m	0:11.56 1400m	0:12.77 [3] (0:12.77)	6.6L		0:36.44	-10
8	5	ROCKED Chris Meehan	6	64.0 600m	0:11.57 600m	0:12.38 [9] (0:12.38)	7.9L		0:35.61	-2
9	7	FLIC EN FLAC James Orman	8	65.2 600m	0:11.48 600m	0:12.80 [8] (0:12.80)	9.9L		0:35.81	+4
10	9	STAR CHANCE Karl Zechner	9	64.2 600m	0:11.47 600m	0:12.72 [10] (0:12.72)	10.9L		0:35.89	-1

[] Ranking at each section and finish
 -:-:- No data available at this section
 NA No data available

SCN Saddle cloth number
 DNF Did not finish
 DNT Did not track



Horse/Jockey Name	Dark Chill
Final Rank	1
Fastest Section Time (Section)	0:11.19 (400m)
Top Speed [km/h] (Section)	65.4 (400m)
Race State	Finished



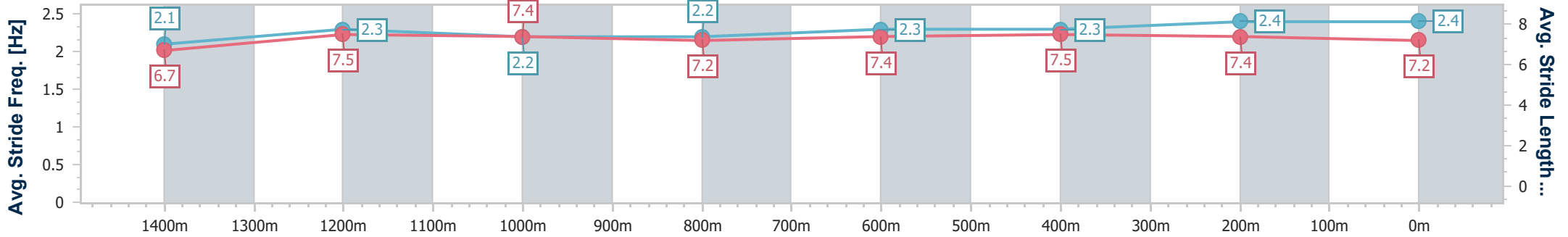
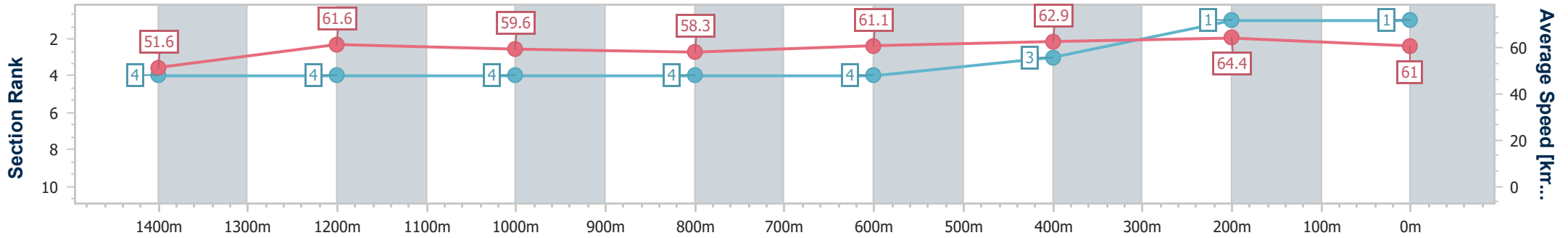
Sunshine Coast QLD Professional
Race 2: MARTIN COLLINS AUSTRALIA BENCHMARK 60
Handicap - 1600m



01 September 2024 - 13:50

Track Rating: Good 4, Weather: Fine, Rail Position: +7m Entire

Section	Overall	1400m	1200m	1000m	800m	600m	400m	200m
Section Times	1:36.78 [1] (0:13.97)	1:22.81 [4] (0:11.79)	1:11.02 [4] (0:12.11)	0:58.91 [4] (0:12.42)	0:46.49 [4] (0:11.97)	0:34.52 [4] (0:11.50)	0:23.02 [3] (0:11.19)	0:11.83 [1] (0:11.83)
Average Speed [km/h]	51.6	61.6	59.6	58.3	61.1	62.9	64.4	61.0
Top Speed [km/h]	61.8	64.3	60.7	61.1	61.6	64.4	65.4	63.6
Avg. Dist. to Rail [m]	3.2	3.3	3.2	2.9	2.1	1.5	1.8	3.0
Avg. Stride Freq. [Hz]	2.1	2.3	2.2	2.2	2.3	2.3	2.4	2.4
Avg. Stride Length [m]	6.7	7.5	7.4	7.2	7.4	7.5	7.4	7.2



- [] Ranking at each section and finish
- .-.- No data available at this section
- NA No data available



Horse/Jockey Name	December Diamond
Final Rank	2
Fastest Section Time (Section)	0:11.48 (400m)
Top Speed [km/h] (Section)	63.5 (400m)
Race State	Finished



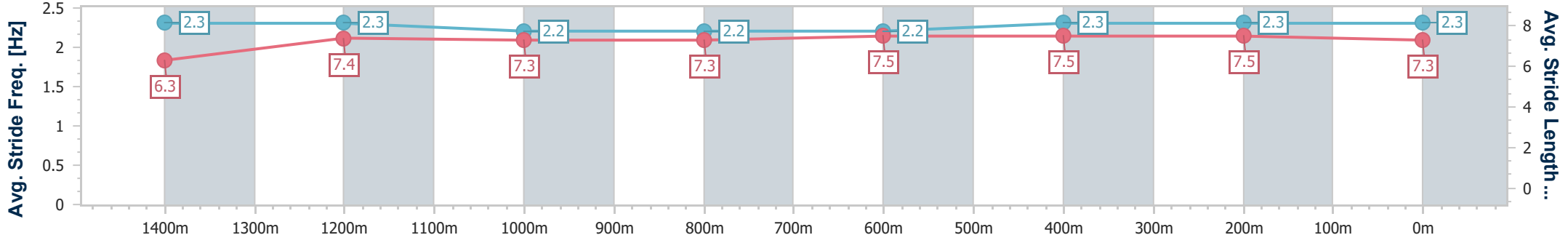
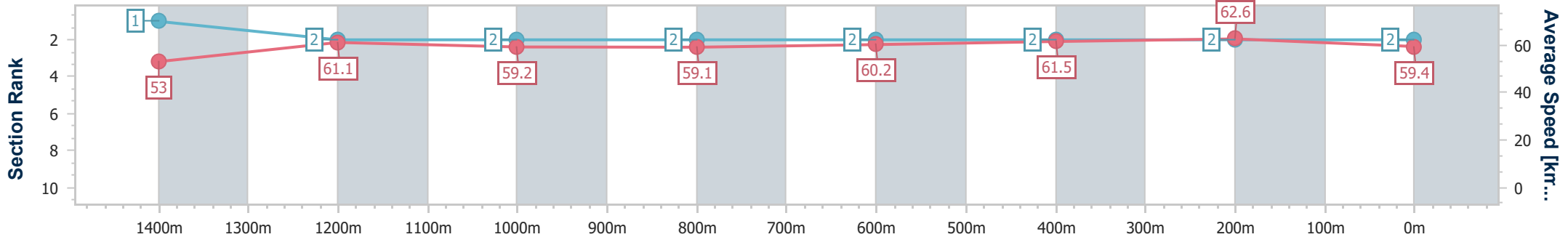
Sunshine Coast QLD Professional
 Race 2: MARTIN COLLINS AUSTRALIA BENCHMARK 60
 Handicap - 1600m



01 September 2024 - 13:50

Track Rating: Good 4, Weather: Fine, Rail Position: +7m Entire

Section	Overall	1400m	1200m	1000m	800m	600m	400m	200m						
Section Times	1:37.27 [2] (0:13.61)	1:23.66 [1] (0:11.83)	1:11.83 [2] (0:12.22)	0:59.61 [2] (0:12.29)	0:47.32 [2] (0:12.03)	0:35.29 [2] (0:11.69)	0:23.60 [2] (0:11.48)	0:12.12 [2] (0:12.12)						
Average Speed [km/h]	53.0	61.1	59.2	59.1	60.2	61.5	62.6	59.4						
Top Speed [km/h]	63.1	63.0	60.5	61.9	61.8	62.4	63.5	61.9						
Avg. Dist. to Rail [m]	6.9	3.5	2.7	2.6	0.9	0.3	0.4	0.9						
Avg. Stride Freq. [Hz]	2.3	2.3	2.2	2.2	2.2	2.3	2.3	2.3						
Avg. Stride Length [m]	6.3	7.4	7.3	7.3	7.5	7.5	7.5	7.3						



- [] Ranking at each section and finish
- .-.- No data available at this section
- NA No data available



Horse/Jockey Name	Sokudo
Final Rank	3
Fastest Section Time (Section)	0:11.46 (400m)
Top Speed [km/h] (Section)	64.9 (Overall)
Race State	Finished



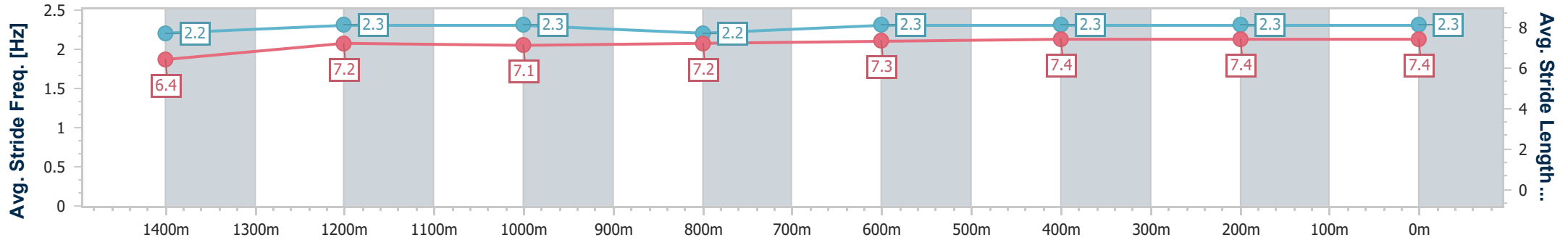
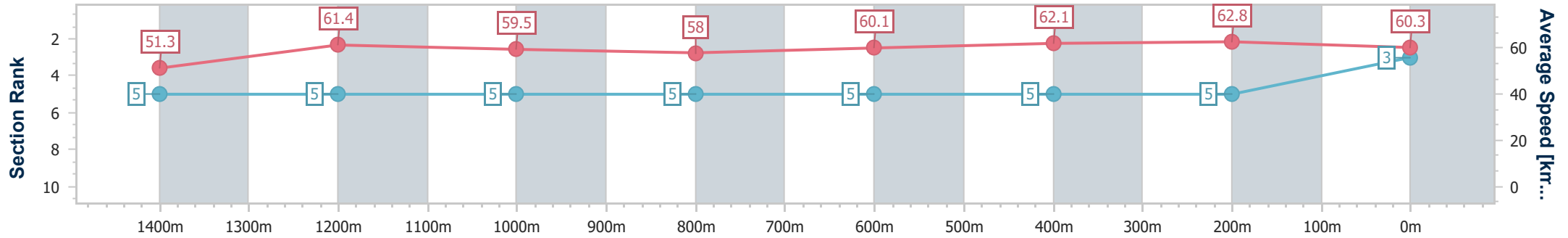
Sunshine Coast QLD Professional
Race 2: MARTIN COLLINS AUSTRALIA BENCHMARK 60
Handicap - 1600m



01 September 2024 - 13:50

Track Rating: Good 4, Weather: Fine, Rail Position: +7m Entire

Section	Overall	1400m	1200m	1000m	800m	600m	400m	200m						
Section Times	1:37.41 [3] (0:14.04)	1:23.37 [5] (0:11.83)	1:11.54 [5] (0:12.10)	0:59.44 [5] (0:12.51)	0:46.93 [5] (0:11.94)	0:34.99 [5] (0:11.58)	0:23.41 [5] (0:11.46)	0:11.95 [5] (0:11.95)						
Average Speed [km/h]	51.3	61.4	59.5	58.0	60.1	62.1	62.8	60.3						
Top Speed [km/h]	64.9	62.7	62.7	59.1	61.2	63.4	63.6	62.7						
Avg. Dist. to Rail [m]	1.9	2.2	2.0	1.8	0.8	0.5	2.6	4.4						
Avg. Stride Freq. [Hz]	2.2	2.3	2.3	2.2	2.3	2.3	2.3	2.3						
Avg. Stride Length [m]	6.4	7.2	7.1	7.2	7.3	7.4	7.4	7.4						



- [] Ranking at each section and finish
- .-.- No data available at this section
- NA No data available



Horse/Jockey Name	Winter's Promise
Final Rank	4
Fastest Section Time (Section)	0:11.50 (400m)
Top Speed [km/h] (Section)	63.9 (400m)
Race State	Finished



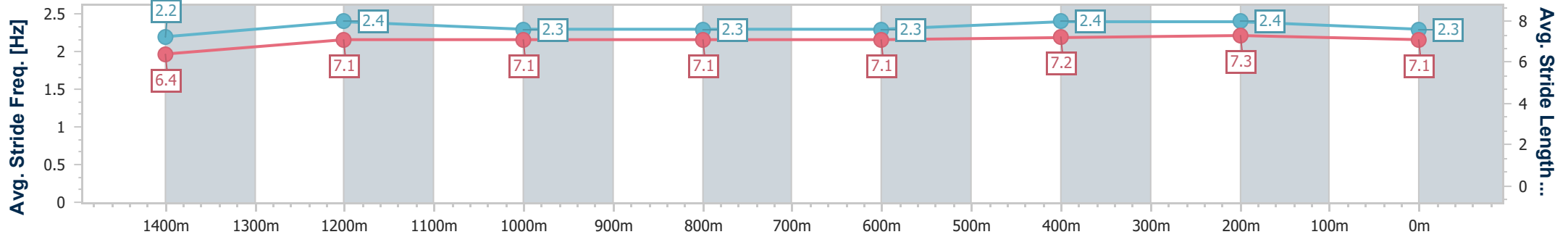
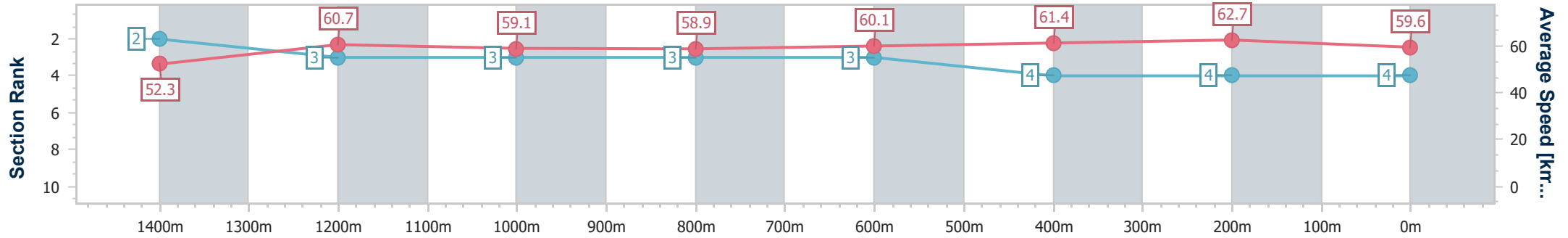
Sunshine Coast QLD Professional
Race 2: MARTIN COLLINS AUSTRALIA BENCHMARK 60
Handicap - 1600m



01 September 2024 - 13:50

Track Rating: Good 4, Weather: Fine, Rail Position: +7m Entire

Section	Overall	1400m	1200m	1000m	800m	600m	400m	200m
Section Times	1:37.50 [4] (0:13.73)	1:23.77 [2] (0:11.92)	1:11.85 [3] (0:12.17)	0:59.68 [3] (0:12.30)	0:47.38 [3] (0:12.05)	0:35.33 [3] (0:11.76)	0:23.57 [4] (0:11.50)	0:12.07 [4] (0:12.07)
Average Speed [km/h]	52.3	60.7	59.1	58.9	60.1	61.4	62.7	59.6
Top Speed [km/h]	62.9	62.2	60.7	63.0	61.6	63.7	63.9	61.5
Avg. Dist. to Rail [m]	2.5	1.1	1.1	0.6	1.6	0.8	2.7	3.3
Avg. Stride Freq. [Hz]	2.2	2.4	2.3	2.3	2.3	2.4	2.4	2.3
Avg. Stride Length [m]	6.4	7.1	7.1	7.1	7.1	7.2	7.3	7.1



- [] Ranking at each section and finish
- .-.- No data available at this section
- NA No data available



Horse/Jockey Name	Says Who
Final Rank	5
Fastest Section Time (Section)	0:11.36 (400m)
Top Speed [km/h] (Section)	64.3 (400m)
Race State	Finished



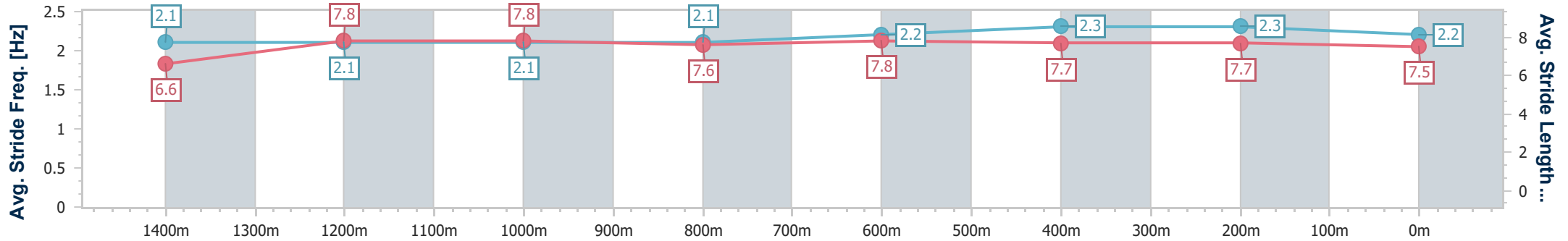
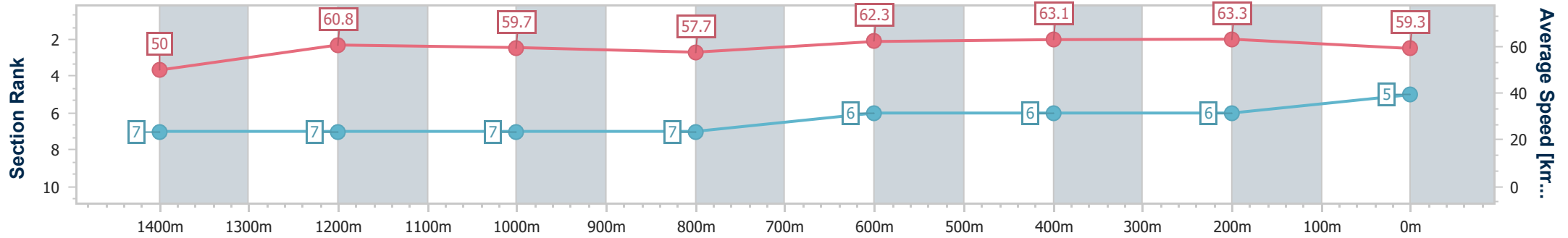
Sunshine Coast QLD Professional
Race 2: MARTIN COLLINS AUSTRALIA BENCHMARK 60
Handicap - 1600m



01 September 2024 - 13:50

Track Rating: Good 4, Weather: Fine, Rail Position: +7m Entire

Section	Overall	1400m	1200m	1000m	800m	600m	400m	200m						
Section Times	1:37.61 [5] (0:14.41)	1:23.20 [7] (0:11.93)	1:11.27 [7] (0:12.08)	0:59.19 [7] (0:12.51)	0:46.68 [7] (0:11.63)	0:35.05 [6] (0:11.54)	0:23.51 [6] (0:11.36)	0:12.15 [6] (0:12.15)						
Average Speed [km/h]	50.0	60.8	59.7	57.7	62.3	63.1	63.3	59.3						
Top Speed [km/h]	61.7	61.6	61.1	60.9	63.9	63.7	64.3	62.1						
Avg. Dist. to Rail [m]	3.6	3.2	2.4	1.6	0.7	2.1	4.3	5.0						
Avg. Stride Freq. [Hz]	2.1	2.1	2.1	2.1	2.2	2.3	2.3	2.2						
Avg. Stride Length [m]	6.6	7.8	7.8	7.6	7.8	7.7	7.7	7.5						



- [] Ranking at each section and finish
- .-.- No data available at this section
- NA No data available



Horse/Jockey Name	Pending
Final Rank	6
Fastest Section Time (Section)	0:11.31 (400m)
Top Speed [km/h] (Section)	65.7 (400m)
Race State	Finished



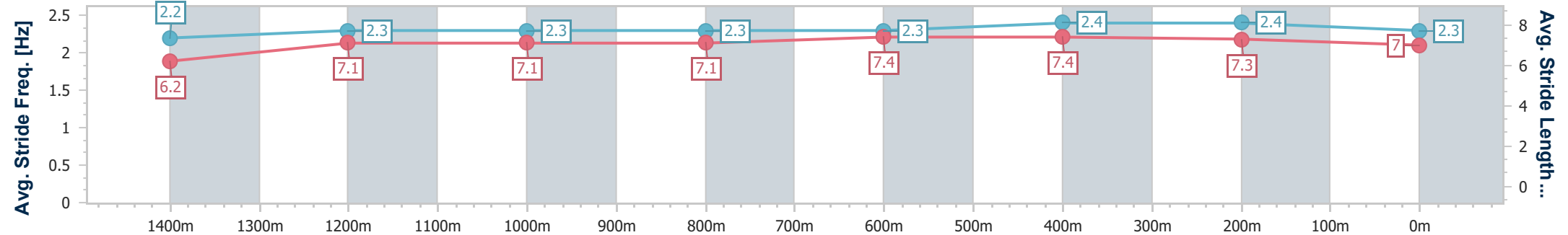
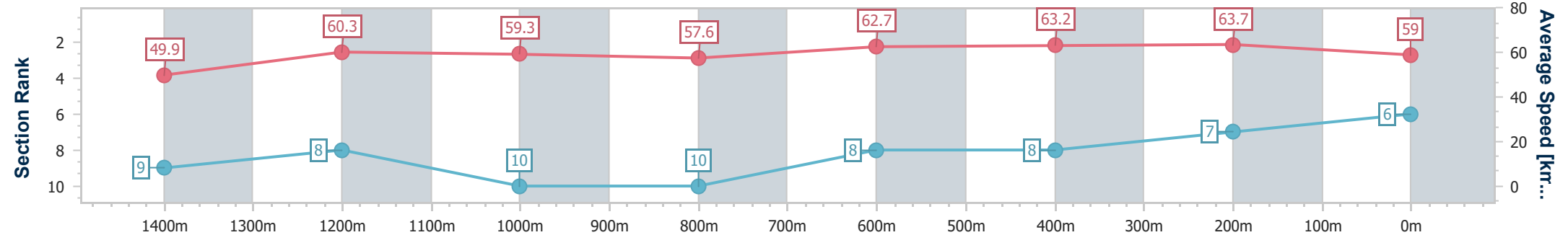
Sunshine Coast QLD Professional
 Race 2: MARTIN COLLINS AUSTRALIA BENCHMARK 60
 Handicap - 1600m



01 September 2024 - 13:50

Track Rating: Good 4, Weather: Fine, Rail Position: +7m Entire

Section	Overall	1400m	1200m	1000m	800m	600m	400m	200m					
Section Times	1:37.75 [6] (0:14.45)	1:23.30 [9] (0:11.98)	1:11.32 [8] (0:12.19)	0:59.13 [10] (0:12.55)	0:46.58 [10] (0:11.57)	0:35.01 [8] (0:11.47)	0:23.54 [8] (0:11.31)	0:12.23 [7] (0:12.23)					
Average Speed [km/h]	49.9	60.3	59.3	57.6	62.7	63.2	63.7	59.0					
Top Speed [km/h]	62.0	61.7	60.8	60.3	64.9	64.8	65.7	62.6					
Avg. Dist. to Rail [m]	4.9	2.6	2.1	1.3	1.2	1.8	2.9	3.4					
Avg. Stride Freq. [Hz]	2.2	2.3	2.3	2.3	2.3	2.4	2.4	2.3					
Avg. Stride Length [m]	6.2	7.1	7.1	7.1	7.4	7.4	7.3	7.0					



- [] Ranking at each section and finish
- .-.- No data available at this section
- NA No data available



Horse/Jockey Name	Crypto Currency
Final Rank	7
Fastest Section Time (Section)	0:11.56 (1400m)
Top Speed [km/h] (Section)	64.9 (1400m)
Race State	Finished



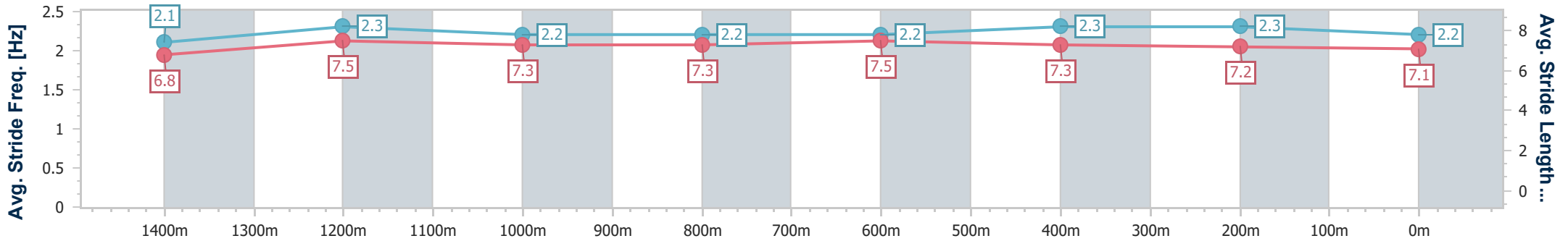
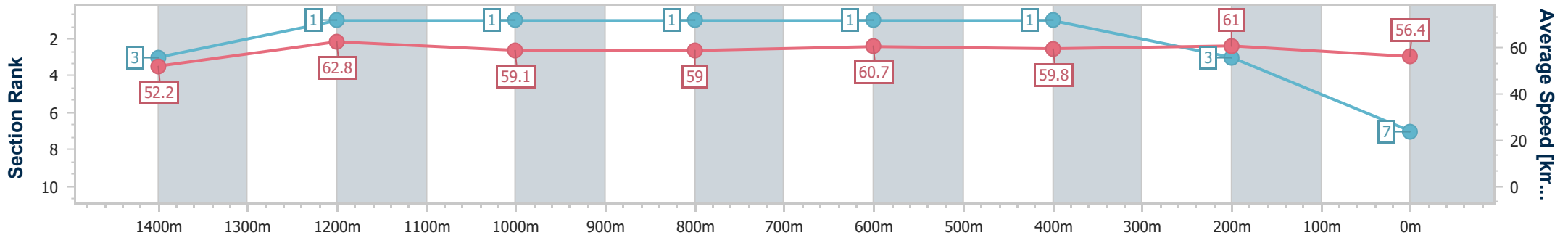
Sunshine Coast QLD Professional
 Race 2: MARTIN COLLINS AUSTRALIA BENCHMARK 60
 Handicap - 1600m



01 September 2024 - 13:50

Track Rating: Good 4, Weather: Fine, Rail Position: +7m Entire

Section	Overall	1400m	1200m	1000m	800m	600m	400m	200m
Section Times	1:37.98 [7] (0:13.77)	1:24.21 [3] (0:11.56)	1:12.65 [1] (0:12.17)	1:00.48 [1] (0:12.22)	0:48.26 [1] (0:11.82)	0:36.44 [1] (0:11.87)	0:24.57 [1] (0:11.80)	0:12.77 [3] (0:12.77)
Average Speed [km/h]	52.2	62.8	59.1	59.0	60.7	59.8	61.0	56.4
Top Speed [km/h]	63.4	64.9	60.8	60.5	61.2	61.7	62.0	59.5
Avg. Dist. to Rail [m]	3.9	2.5	1.6	0.9	0.9	1.9	1.2	0.4
Avg. Stride Freq. [Hz]	2.1	2.3	2.2	2.2	2.2	2.3	2.3	2.2
Avg. Stride Length [m]	6.8	7.5	7.3	7.3	7.5	7.3	7.2	7.1



- [] Ranking at each section and finish
- .-.- No data available at this section
- NA No data available



Horse/Jockey Name	Rocked
Final Rank	8
Fastest Section Time (Section)	0:11.57 (600m)
Top Speed [km/h] (Section)	64.0 (600m)
Race State	Finished



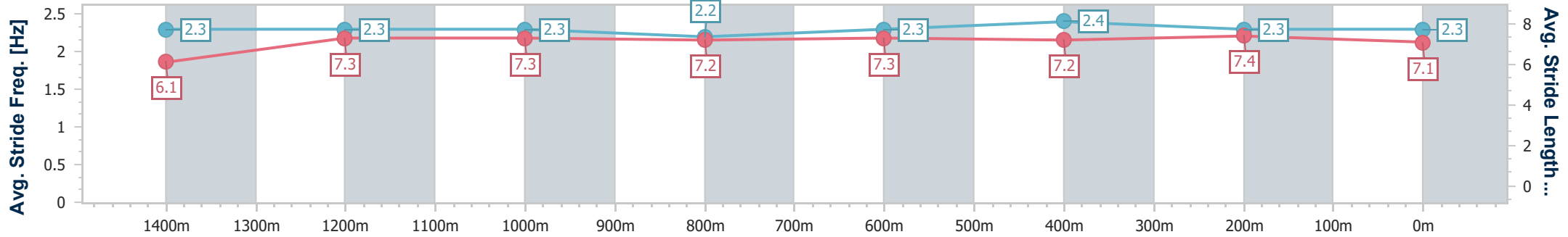
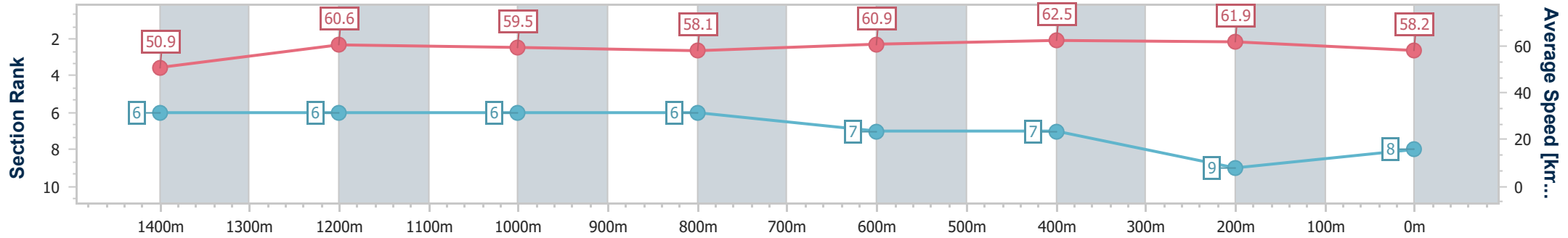
Sunshine Coast QLD Professional
 Race 2: MARTIN COLLINS AUSTRALIA BENCHMARK 60
 Handicap - 1600m



01 September 2024 - 13:50

Track Rating: Good 4, Weather: Fine, Rail Position: +7m Entire

Section	Overall	1400m	1200m	1000m	800m	600m	400m	200m
Section Times	1:38.21 [8] (0:14.17)	1:24.04 [6] (0:12.02)	1:12.02 [6] (0:12.11)	0:59.91 [6] (0:12.48)	0:47.43 [6] (0:11.82)	0:35.61 [7] (0:11.57)	0:24.04 [7] (0:11.66)	0:12.38 [9] (0:12.38)
Average Speed [km/h]	50.9	60.6	59.5	58.1	60.9	62.5	61.9	58.2
Top Speed [km/h]	61.3	61.0	60.7	60.2	63.8	64.0	63.7	60.4
Avg. Dist. to Rail [m]	6.0	4.2	3.4	2.6	0.4	1.5	4.3	5.3
Avg. Stride Freq. [Hz]	2.3	2.3	2.3	2.2	2.3	2.4	2.3	2.3
Avg. Stride Length [m]	6.1	7.3	7.3	7.2	7.3	7.2	7.4	7.1



- [] Ranking at each section and finish
- .-.- No data available at this section
- NA No data available



Horse/Jockey Name	Flic En Flac
Final Rank	9
Fastest Section Time (Section)	0:11.48 (600m)
Top Speed [km/h] (Section)	65.2 (600m)
Race State	Finished



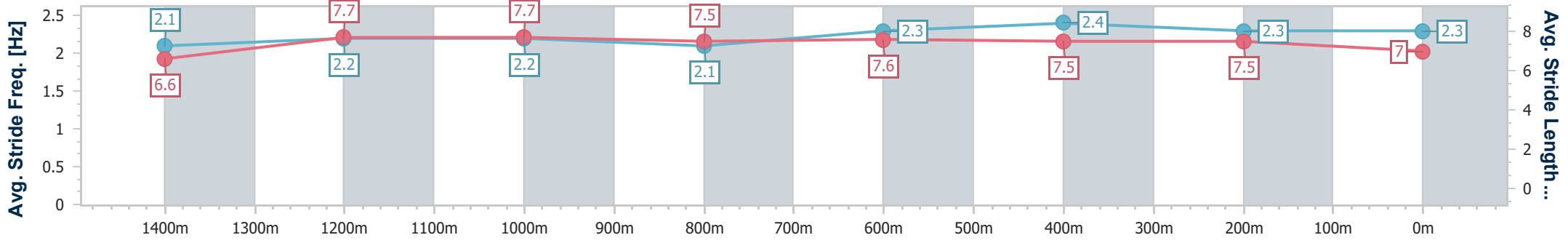
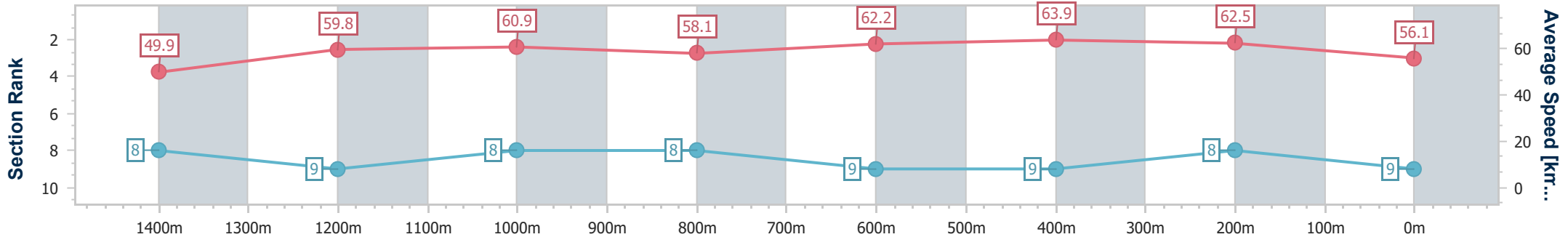
Sunshine Coast QLD Professional
Race 2: MARTIN COLLINS AUSTRALIA BENCHMARK 60
Handicap - 1600m



01 September 2024 - 13:50

Track Rating: Good 4, Weather: Fine, Rail Position: +7m Entire

Section	Overall	1400m	1200m	1000m	800m	600m	400m	200m					
Section Times	1:38.57 [9] (0:14.45)	1:24.12 [8] (0:12.15)	1:11.97 [9] (0:11.89)	1:00.08 [8] (0:12.49)	0:47.59 [8] (0:11.78)	0:35.81 [9] (0:11.48)	0:24.33 [9] (0:11.53)	0:12.80 [8] (0:12.80)					
Average Speed [km/h]	49.9	59.8	60.9	58.1	62.2	63.9	62.5	56.1					
Top Speed [km/h]	60.9	61.6	62.7	60.6	64.6	65.2	64.4	59.8					
Avg. Dist. to Rail [m]	6.3	4.3	3.4	2.6	2.7	3.7	5.9	6.4					
Avg. Stride Freq. [Hz]	2.1	2.2	2.2	2.1	2.3	2.4	2.3	2.3					
Avg. Stride Length [m]	6.6	7.7	7.7	7.5	7.6	7.5	7.5	7.0					



- [] Ranking at each section and finish
- .-.- No data available at this section
- NA No data available



Horse/Jockey Name	Star Chance
Final Rank	10
Fastest Section Time (Section)	0:11.47 (600m)
Top Speed [km/h] (Section)	64.2 (600m)
Race State	Finished



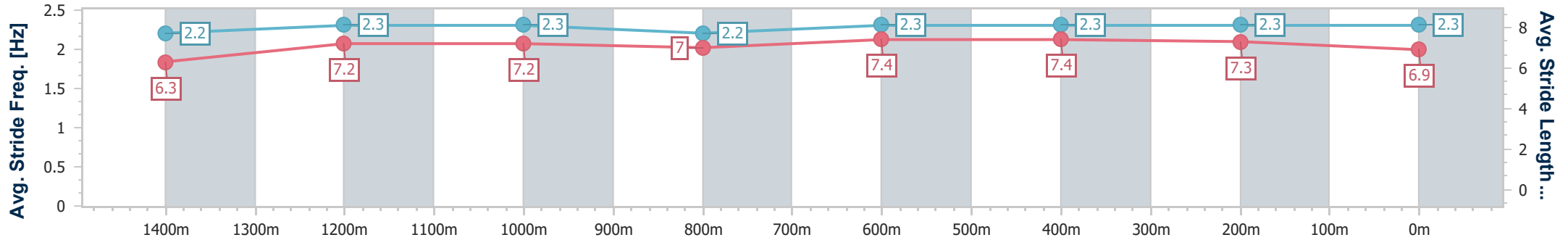
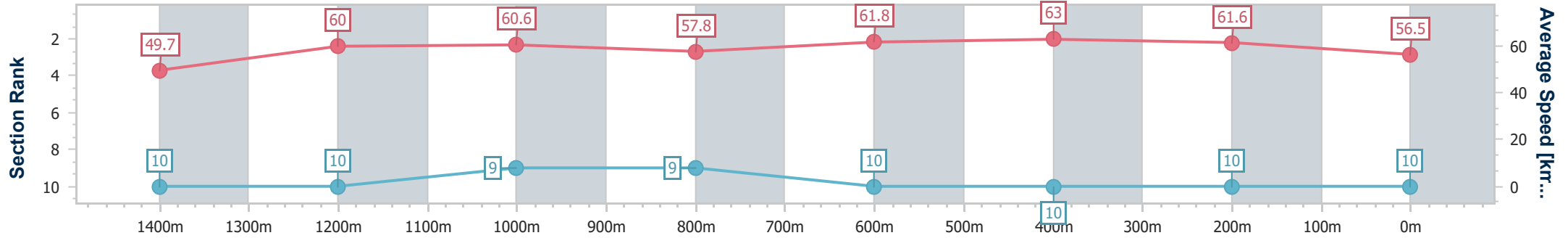
Sunshine Coast QLD Professional
 Race 2: MARTIN COLLINS AUSTRALIA BENCHMARK 60
 Handicap - 1600m



01 September 2024 - 13:50

Track Rating: Good 4, Weather: Fine, Rail Position: +7m Entire

Section	Overall	1400m	1200m	1000m	800m	600m	400m	200m
Section Times	1:38.78 [10] (0:14.53)	1:24.25 [10] (0:12.09)	1:12.16 [10] (0:11.92)	1:00.24 [9] (0:12.58)	0:47.66 [9] (0:11.77)	0:35.89 [10] (0:11.47)	0:24.42 [10] (0:11.70)	0:12.72 [10] (0:12.72)
Average Speed [km/h]	49.7	60.0	60.6	57.8	61.8	63.0	61.6	56.5
Top Speed [km/h]	60.2	62.2	62.5	59.1	64.1	64.2	62.6	60.5
Avg. Dist. to Rail [m]	7.0	4.2	2.9	2.9	1.8	0.9	4.1	6.3
Avg. Stride Freq. [Hz]	2.2	2.3	2.3	2.2	2.3	2.3	2.3	2.3
Avg. Stride Length [m]	6.3	7.2	7.2	7.0	7.4	7.4	7.3	6.9



- [] Ranking at each section and finish
- .-.- No data available at this section
- NA No data available



Sunshine Coast QLD Professional
Race 3: SUNSHINE COAST RIDING FOR THE DISABLED Maiden
Handicap - 1600m
01 September 2024 - 14:26



Track Rating: Good 4, Weather: Fine, Rail Position: +7m Entire

Section														
Field Times	Overall	1400m	1200m	1000m	800m	600m	400m	Last 600m						
	1:37.35 (0:13.09)	1:24.26 (0:10.99)	1:13.27 (0:11.98)	1:01.29 (0:12.76)	0:48.53 (0:12.32)	0:36.21 (0:11.85)	0:24.36 (0:11.93)	0:36.21						
Rank	TAB	Horse/Jockey	Barrier	Top Speed [km/h]	Fastest Section									Distance Travelled [m]
1	5	SIR LEONIDAS Matthew Gray	15	67.1 1400m	0:11.22 1400m	1:37.35 [1] (0:13.80)	1:23.55 [10] (0:11.22)	1:12.33 [10] (0:11.55)	1:00.78 [5] (0:12.40)	0:48.38 [2] (0:12.25)	0:36.13 [2] (0:11.87)	0:24.26 [2] (0:11.83)	0:36.13	
2	8	VIKING BLOOD Andrew Mallyon	3	66.1 Overall	0:11.29 1400m	1:37.44 [2] (0:13.58)	1:23.86 [8] (0:11.29)	1:12.57 [7] (0:12.03)	1:00.54 [8] (0:12.66)	0:47.88 [9] (0:12.38)	0:35.50 [9] (0:11.79)	0:23.71 [9] (0:11.79)	0:35.50	-8
3	3	SHABOOH SHALAA Kyle Wilson-Taylor	14	65.7 1400m	0:11.30 1400m	1:37.51 [3] (0:13.81)	1:23.70 [11] (0:11.30)	1:12.40 [11] (0:11.99)	1:00.41 [10] (0:12.27)	0:48.14 [7] (0:12.27)	0:35.87 [6] (0:11.77)	0:24.10 [3] (0:11.66)	0:35.87	-1
4	11	GOOD KARMA Marnu Potgieter	8	68.7 Overall	0:11.25 1400m	1:37.53 [4] (0:13.36)	1:24.17 [6] (0:11.25)	1:12.92 [6] (0:12.05)	1:00.87 [7] (0:12.71)	0:48.16 [8] (0:12.44)	0:35.72 [8] (0:11.87)	0:23.85 [8] (0:11.46)	0:35.72	-2
5	10	MINGARDOS Samantha Collett	11	66.7 1400m	0:11.17 1400m	1:37.56 [5] (0:14.00)	1:23.56 [12] (0:11.17)	1:12.39 [12] (0:12.31)	1:00.08 [12] (0:12.45)	0:47.63 [12] (0:12.23)	0:35.40 [11] (0:11.70)	0:23.70 [10] (0:11.60)	0:35.40	-10
6	15	QUEEN OF DARK Jake Bayliss	6	67.9 Overall	0:11.30 1400m	1:37.95 [6] (0:13.29)	1:24.66 [5] (0:11.30)	1:13.36 [5] (0:12.05)	1:01.31 [6] (0:12.67)	0:48.64 [6] (0:12.35)	0:36.29 [7] (0:11.88)	0:24.41 [6] (0:11.76)	0:36.29	-7
7	6	FOSSIL FUEL Jag Guthmann-Chester	13	68.6 Overall	0:11.31 1400m	1:38.60 [7] (0:14.10)	1:24.50 [14] (0:11.31)	1:13.19 [14] (0:12.36)	1:00.83 [14] (0:12.44)	0:48.39 [14] (0:12.18)	0:36.21 [13] (0:11.75)	0:24.46 [12] (0:11.82)	0:36.21	-6
8	14	HURRICANE ROSIE Michael Cahill	1	69.2 Overall	0:11.29 1400m	1:38.68 [8] (0:13.13)	1:25.55 [2] (0:11.29)	1:14.26 [4] (0:12.02)	1:02.24 [4] (0:12.69)	0:49.55 [5] (0:12.45)	0:37.10 [5] (0:11.93)	0:25.17 [5] (0:12.21)	0:37.10	-9
9	12	TALAKAI Emily Lang	16	66.7 1400m	0:11.28 1400m	1:38.95 [9] (0:14.07)	1:24.88 [13] (0:11.28)	1:13.60 [13] (0:12.41)	1:01.19 [13] (0:12.32)	0:48.87 [13] (0:12.46)	0:36.41 [14] (0:11.63)	0:24.78 [13] (0:11.76)	0:36.41	-3
10	4	SASSY BEANS Damien Thornton	4	68.6 1400m	0:11.02 1400m	1:39.04 [10] (0:13.17)	1:25.87 [3] (0:11.02)	1:14.85 [2] (0:12.05)	1:02.80 [2] (0:12.76)	0:50.04 [3] (0:12.32)	0:37.72 [3] (0:12.18)	0:25.54 [4] (0:12.20)	0:37.72	-3

Scratched: Azuki (#1), Grape Expectations (#2)

[] Ranking at each section and finish
 -:-:- No data available at this section
 NA No data available

SCN Saddle cloth number
 DNF Did not finish
 DNT Did not track



Sunshine Coast QLD Professional
Race 3: SUNSHINE COAST RIDING FOR THE DISABLED Maiden
Handicap - 1600m
01 September 2024 - 14:26



Track Rating: Good 4, Weather: Fine, Rail Position: +7m Entire

Section		Overall	1400m	1200m	1000m	800m	600m	400m	Last 600m				
Field Times		1:37.35 (0:13.09)	1:24.26 (0:10.99)	1:13.27 (0:11.98)	1:01.29 (0:12.76)	0:48.53 (0:12.32)	0:36.21 (0:11.85)	0:24.36 (0:11.93)	0:36.21				
Rank	TAB Horse/Jockey	Barrier	Top Speed [km/h]	Fastest Section	Distance Travelled [m]								
11	7 CYPHER PRINCE Micheal Hellyer	7	66.7 1400m	0:11.20 1400m	1:39.64 [11] (0:13.22)	1:26.42 [4] (0:11.20)	1:15.22 [3] (0:11.91)	1:03.31 [3] (0:12.70)	0:50.61 [4] (0:12.44)	0:38.17 [4] (0:12.20)	0:25.97 [7] (0:12.27)	0:38.17	-4
12	16 DEIFIC Melea Castle	10	66.6 1400m	0:11.22 1400m	1:39.82 [12] (0:13.71)	1:26.11 [9] (0:11.22)	1:14.89 [9] (0:12.50)	1:02.39 [11] (0:12.38)	0:50.01 [11] (0:12.46)	0:37.55 [12] (0:12.08)	0:25.47 [14] (0:12.23)	0:37.55	-2
13	9 FIERCE ROYALTY Cody Collis	9	66.1 Overall	0:11.40 1400m	1:40.07 [13] (0:13.48)	1:26.59 [7] (0:11.40)	1:15.19 [8] (0:12.09)	1:03.10 [9] (0:12.63)	0:50.47 [10] (0:12.40)	0:38.07 [10] (0:12.07)	0:26.00 [11] (0:12.24)	0:38.07	-3
14	13 REMANDED Tiffani Brooker	2	69.1 1400m	0:10.99 1400m	1:40.45 [14] (0:13.09)	1:27.36 [1] (0:10.99)	1:16.37 [1] (0:11.98)	1:04.39 [1] (0:12.76)	0:51.63 [1] (0:12.32)	0:39.31 [1] (0:11.85)	0:27.46 [1] (0:12.63)	0:39.31	-10

Scratched: Azuki (#1), Grape Expectations (#2)

[] Ranking at each section and finish
 -:-:- No data available at this section
 NA No data available

SCN Saddle cloth number
 DNF Did not finish
 DNT Did not track



Sunshine Coast QLD Professional
Race 3: SUNSHINE COAST RIDING FOR THE DISABLED Maiden
Handicap - 1600m
01 September 2024 - 14:26



Track Rating: Good 4, Weather: Fine, Rail Position: +7m Entire

Section				200m				Last 600m	
Field Times				0:12.43 (0:12.43)				0:36.21	
Rank	TAB	Horse/Jockey	Barrier	Top Speed [km/h]	Fastest Section	Margin			Distance Travelled [m]
1	5	SIR LEONIDAS Matthew Gray	15	67.1 1400m	0:11.22 1400m	0:12.43 [1] (0:12.43)	1:37.35		0:36.13
2	8	VIKING BLOOD Andrew Mallyon	3	66.1 Overall	0:11.29 1400m	0:11.92 [6] (0:11.92)	0.4L		0:35.50 -8
3	3	SHABOOH SHALAA Kyle Wilson-Taylor	14	65.7 1400m	0:11.30 1400m	0:12.44 [2] (0:12.44)	0.7L		0:35.87 -1
4	11	GOOD KARMA Marnu Potgieter	8	68.7 Overall	0:11.25 1400m	0:12.39 [3] (0:12.39)	0.8L		0:35.72 -2
5	10	MINGARDOS Samantha Collett	11	66.7 1400m	0:11.17 1400m	0:12.10 [5] (0:12.10)	0.9L		0:35.40 -10
6	15	QUEEN OF DARK Jake Bayliss	6	67.9 Overall	0:11.30 1400m	0:12.65 [4] (0:12.65)	3.2L		0:36.29 -7
7	6	FOSSIL FUEL Jag Guthmann-Chester	13	68.6 Overall	0:11.31 1400m	0:12.64 [12] (0:12.64)	7L		0:36.21 -6
8	14	HURRICANE ROSIE Michael Cahill	1	69.2 Overall	0:11.29 1400m	0:12.96 [9] (0:12.96)	7.3L		0:37.10 -9
9	12	TALAKAI Emily Lang	16	66.7 1400m	0:11.28 1400m	0:13.02 [10] (0:13.02)	8.8L		0:36.41 -3
10	4	SASSY BEANS Damien Thornton	4	68.6 1400m	0:11.02 1400m	0:13.34 [8] (0:13.34)	9.2L		0:37.72 -3

Scratched: Azuki (#1), Grape Expectations (#2)

[] Ranking at each section and finish
 -:-:- No data available at this section
 NA No data available

SCN Saddle cloth number
 DNF Did not finish
 DNT Did not track



Sunshine Coast QLD Professional
Race 3: SUNSHINE COAST RIDING FOR THE DISABLED Maiden
Handicap - 1600m
01 September 2024 - 14:26



Track Rating: Good 4, Weather: Fine, Rail Position: +7m Entire

Section				200m				Last 600m		
Field Times				0:12.43 (0:12.43)				0:36.21		
Rank	TAB	Horse/Jockey	Barrier	Top Speed [km/h]	Fastest Section	Margin			Distance Travelled [m]	
11	7	CYPHER PRINCE	7	66.7	0:11.20	0:13.70 [11]	12.7L		0:38.17	-4
		Micheal Hellyer		1400m	1400m	(0:13.70)				
12	16	DEIFIC	10	66.6	0:11.22	0:13.24 [14]	13.7L		0:37.55	-2
		Melea Castle		1400m	1400m	(0:13.24)				
13	9	FIERCE ROYALTY	9	66.1	0:11.40	0:13.76 [13]	15L		0:38.07	-3
		Cody Collis		Overall	1400m	(0:13.76)				
14	13	REMANDED	2	69.1	0:10.99	0:14.83 [7]	17L		0:39.31	-10
		Tiffani Brooker		1400m	1400m	(0:14.83)				

Scratched: Azuki (#1), Grape Expectations (#2)

[] Ranking at each section and finish
 -:-:-:- No data available at this section
 NA No data available

SCN Saddle cloth number
 DNF Did not finish
 DNT Did not track



Horse/Jockey Name	Sir Leonidas
Final Rank	1
Fastest Section Time (Section)	0:11.22 (1400m)
Top Speed [km/h] (Section)	67.1 (1400m)
Race State	Finished



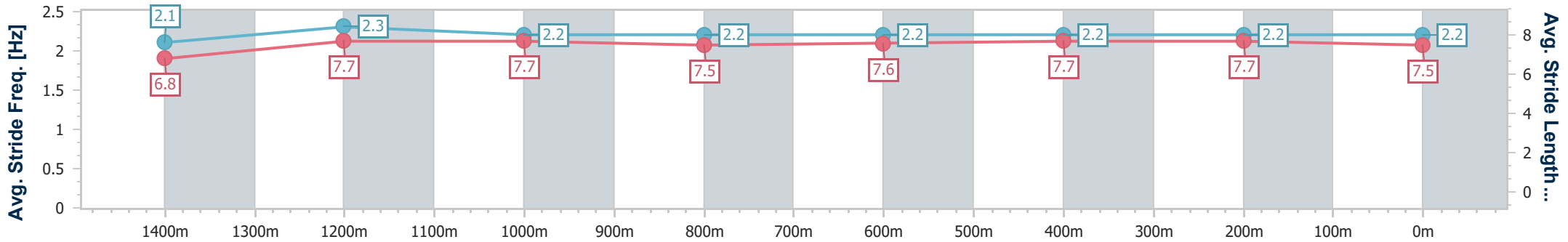
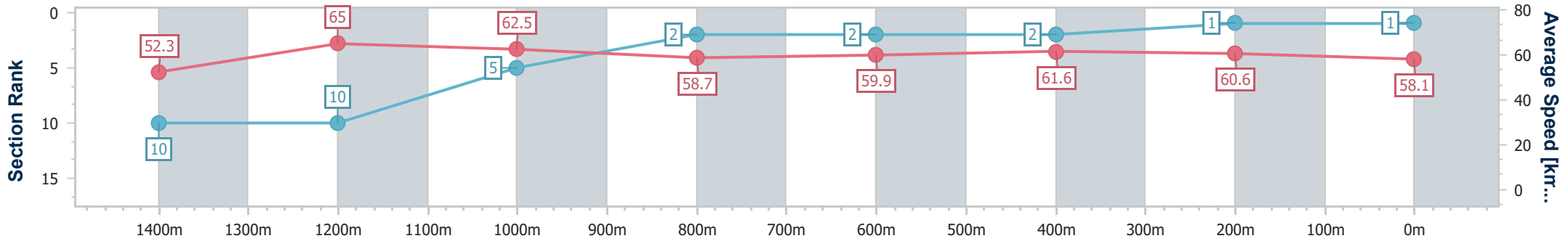
Sunshine Coast QLD Professional
 Race 3: SUNSHINE COAST RIDING FOR THE DISABLED
 Maiden Handicap - 1600m



01 September 2024 - 14:26

Track Rating: Good 4, Weather: Fine, Rail Position: +7m Entire

Section	Overall	1400m	1200m	1000m	800m	600m	400m	200m
Section Times	1:37.35 [1] (0:13.80)	1:23.55 [10] (0:11.22)	1:12.33 [10] (0:11.55)	1:00.78 [5] (0:12.40)	0:48.38 [2] (0:12.25)	0:36.13 [2] (0:11.87)	0:24.26 [2] (0:11.83)	0:12.43 [1] (0:12.43)
Average Speed [km/h]	52.3	65.0	62.5	58.7	59.9	61.6	60.6	58.1
Top Speed [km/h]	67.0	67.1	66.7	60.2	61.4	62.2	61.6	59.5
Avg. Dist. to Rail [m]	10.9	5.3	4.5	4.1	3.5	2.1	1.6	1.3
Avg. Stride Freq. [Hz]	2.1	2.3	2.2	2.2	2.2	2.2	2.2	2.2
Avg. Stride Length [m]	6.8	7.7	7.7	7.5	7.6	7.7	7.7	7.5



- [] Ranking at each section and finish
- .-.- No data available at this section
- NA No data available



Horse/Jockey Name	Viking Blood
Final Rank	2
Fastest Section Time (Section)	0:11.29 (1400m)
Top Speed [km/h] (Section)	66.1 (Overall)
Race State	Finished



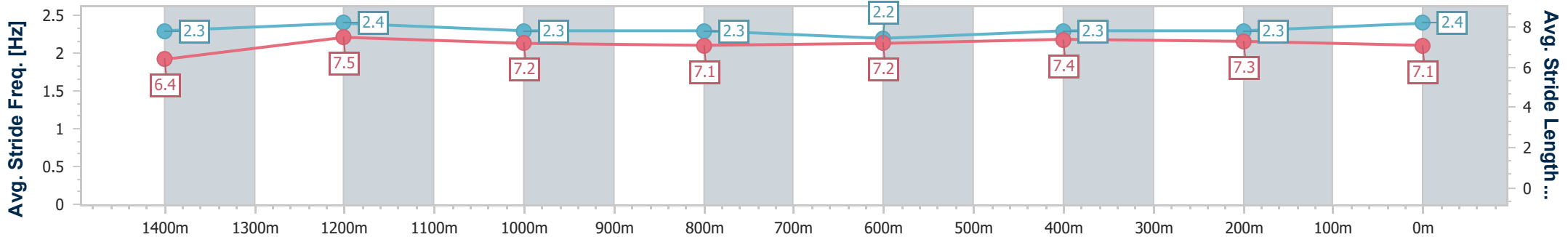
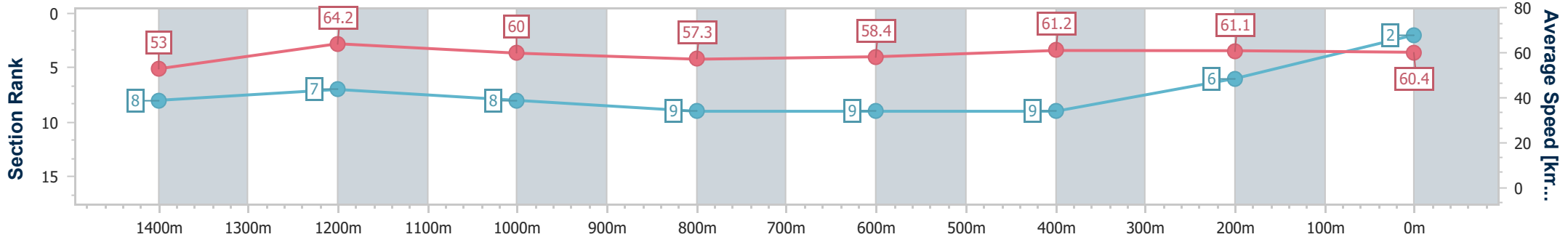
Sunshine Coast QLD Professional
 Race 3: SUNSHINE COAST RIDING FOR THE DISABLED
 Maiden Handicap - 1600m



01 September 2024 - 14:26

Track Rating: Good 4, Weather: Fine, Rail Position: +7m Entire

Section	Overall	1400m	1200m	1000m	800m	600m	400m	200m						
Section Times	1:37.44 [2] (0:13.58)	1:23.86 [8] (0:11.29)	1:12.57 [7] (0:12.03)	1:00.54 [8] (0:12.66)	0:47.88 [9] (0:12.38)	0:35.50 [9] (0:11.79)	0:23.71 [9] (0:11.79)	0:11.92 [6] (0:11.92)						
Average Speed [km/h]	53.0	64.2	60.0	57.3	58.4	61.2	61.1	60.4						
Top Speed [km/h]	66.1	66.0	61.7	58.8	61.1	61.9	62.5	61.7						
Avg. Dist. to Rail [m]	2.2	2.4	2.4	2.3	1.3	0.4	1.8	5.8						
Avg. Stride Freq. [Hz]	2.3	2.4	2.3	2.3	2.2	2.3	2.3	2.4						
Avg. Stride Length [m]	6.4	7.5	7.2	7.1	7.2	7.4	7.3	7.1						



- [] Ranking at each section and finish
- .-.- No data available at this section
- NA No data available



Horse/Jockey Name	Shabooh Shalaa
Final Rank	3
Fastest Section Time (Section)	0:11.30 (1400m)
Top Speed [km/h] (Section)	65.7 (1400m)
Race State	Finished



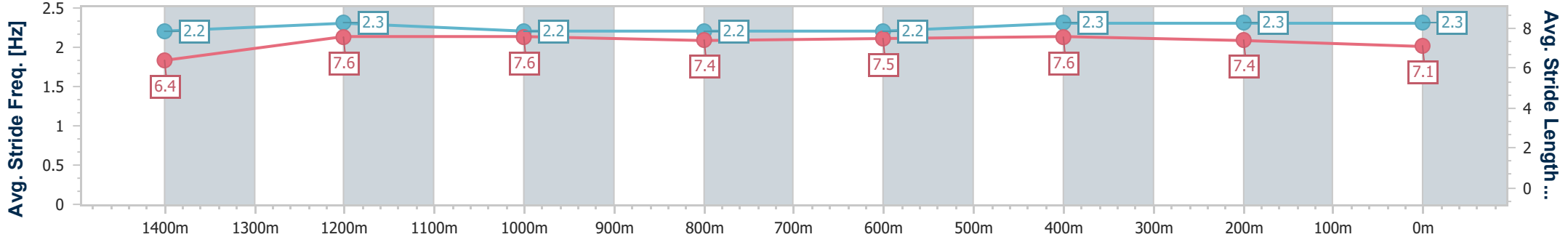
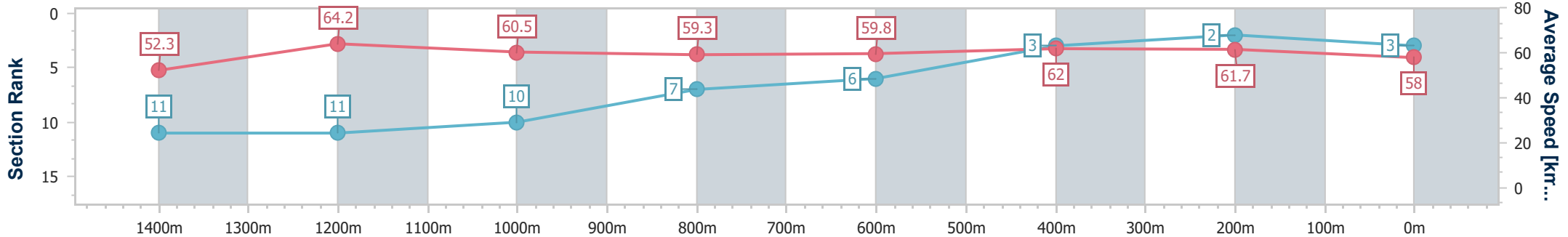
Sunshine Coast QLD Professional
 Race 3: SUNSHINE COAST RIDING FOR THE DISABLED
 Maiden Handicap - 1600m



01 September 2024 - 14:26

Track Rating: Good 4, Weather: Fine, Rail Position: +7m Entire

Section	Overall	1400m	1200m	1000m	800m	600m	400m	200m
Section Times	1:37.51 [3] (0:13.81)	1:23.70 [11] (0:11.30)	1:12.40 [11] (0:11.99)	1:00.41 [10] (0:12.27)	0:48.14 [7] (0:12.27)	0:35.87 [6] (0:11.77)	0:24.10 [3] (0:11.66)	0:12.44 [2] (0:12.44)
Average Speed [km/h]	52.3	64.2	60.5	59.3	59.8	62.0	61.7	58.0
Top Speed [km/h]	65.6	65.7	61.9	60.4	62.5	62.8	62.5	60.3
Avg. Dist. to Rail [m]	9.9	4.2	4.5	4.2	3.0	2.5	2.4	3.4
Avg. Stride Freq. [Hz]	2.2	2.3	2.2	2.2	2.2	2.3	2.3	2.3
Avg. Stride Length [m]	6.4	7.6	7.6	7.4	7.5	7.6	7.4	7.1



- [] Ranking at each section and finish
- .-.- No data available at this section
- NA No data available



Horse/Jockey Name	Good Karma
Final Rank	4
Fastest Section Time (Section)	0:11.25 (1400m)
Top Speed [km/h] (Section)	68.7 (Overall)
Race State	Finished



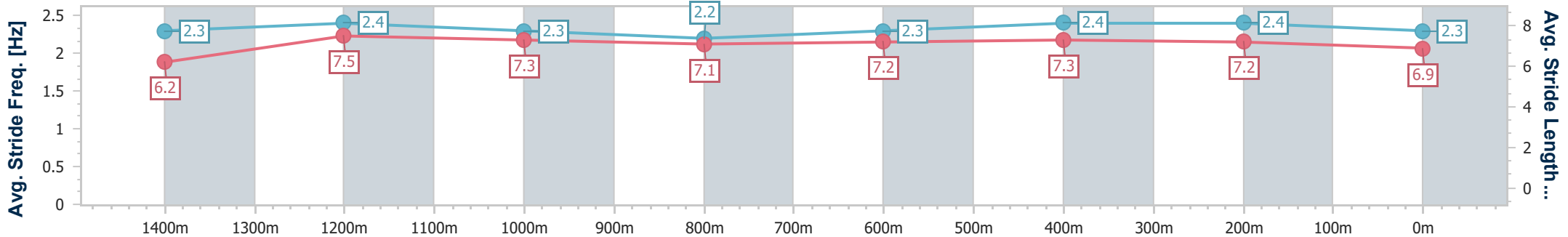
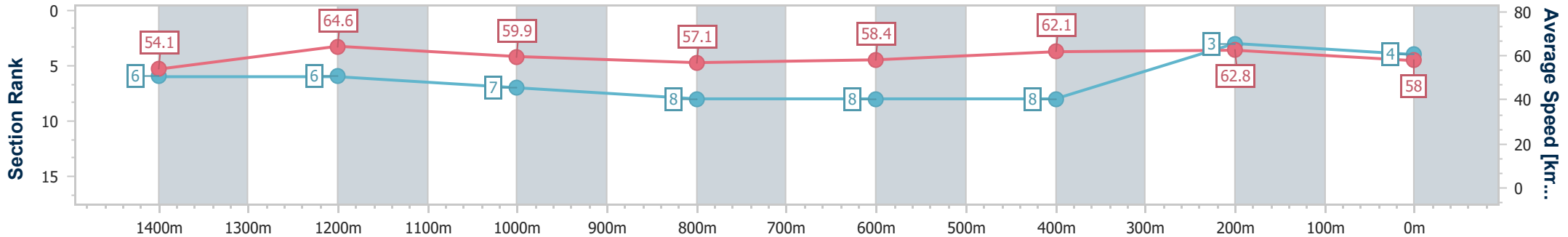
Sunshine Coast QLD Professional
 Race 3: SUNSHINE COAST RIDING FOR THE DISABLED
 Maiden Handicap - 1600m



01 September 2024 - 14:26

Track Rating: Good 4, Weather: Fine, Rail Position: +7m Entire

Section	Overall	1400m	1200m	1000m	800m	600m	400m	200m
Section Times	1:37.53 [4] (0:13.36)	1:24.17 [6] (0:11.25)	1:12.92 [6] (0:12.05)	1:00.87 [7] (0:12.71)	0:48.16 [8] (0:12.44)	0:35.72 [8] (0:11.87)	0:23.85 [8] (0:11.46)	0:12.39 [3] (0:12.39)
Average Speed [km/h]	54.1	64.6	59.9	57.1	58.4	62.1	62.8	58.0
Top Speed [km/h]	68.7	68.5	61.4	59.1	62.2	62.9	64.0	60.4
Avg. Dist. to Rail [m]	6.4	3.4	3.6	3.1	2.0	3.5	3.9	4.7
Avg. Stride Freq. [Hz]	2.3	2.4	2.3	2.2	2.3	2.4	2.4	2.3
Avg. Stride Length [m]	6.2	7.5	7.3	7.1	7.2	7.3	7.2	6.9



- [] Ranking at each section and finish
- .-.- No data available at this section
- NA No data available



Horse/Jockey Name	Mingardos
Final Rank	5
Fastest Section Time (Section)	0:11.17 (1400m)
Top Speed [km/h] (Section)	66.7 (1400m)
Race State	Finished



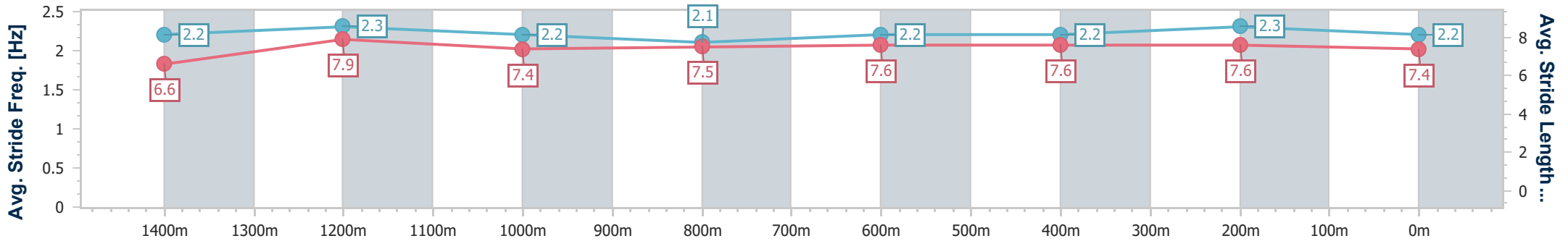
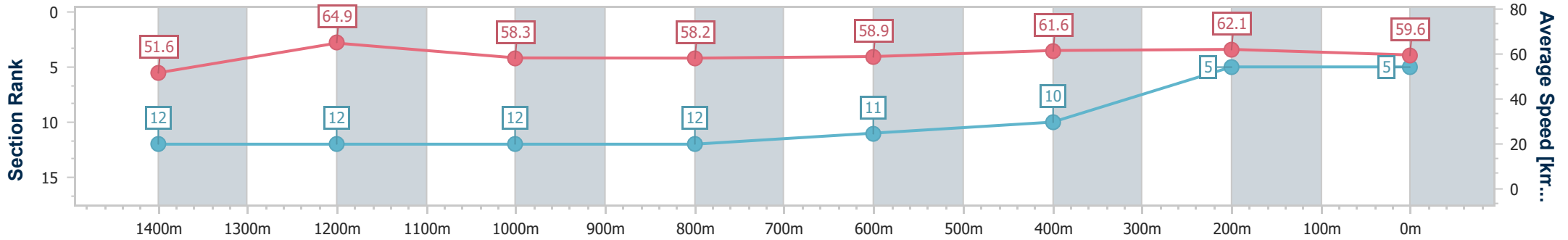
Sunshine Coast QLD Professional
 Race 3: SUNSHINE COAST RIDING FOR THE DISABLED
 Maiden Handicap - 1600m



01 September 2024 - 14:26

Track Rating: Good 4, Weather: Fine, Rail Position: +7m Entire

Section	Overall	1400m	1200m	1000m	800m	600m	400m	200m
Section Times	1:37.56 [5] (0:14.00)	1:23.56 [12] (0:11.17)	1:12.39 [12] (0:12.31)	1:00.08 [12] (0:12.45)	0:47.63 [12] (0:12.23)	0:35.40 [11] (0:11.70)	0:23.70 [10] (0:11.60)	0:12.10 [5] (0:12.10)
Average Speed [km/h]	51.6	64.9	58.3	58.2	58.9	61.6	62.1	59.6
Top Speed [km/h]	64.5	66.7	61.6	60.6	62.0	62.5	63.2	61.5
Avg. Dist. to Rail [m]	7.5	2.2	1.3	1.6	0.4	0.6	4.4	7.5
Avg. Stride Freq. [Hz]	2.2	2.3	2.2	2.1	2.2	2.2	2.3	2.2
Avg. Stride Length [m]	6.6	7.9	7.4	7.5	7.6	7.6	7.6	7.4



- [] Ranking at each section and finish
- .-.- No data available at this section
- NA No data available



Horse/Jockey Name	Queen Of Dark
Final Rank	6
Fastest Section Time (Section)	0:11.30 (1400m)
Top Speed [km/h] (Section)	67.9 (Overall)
Race State	Finished



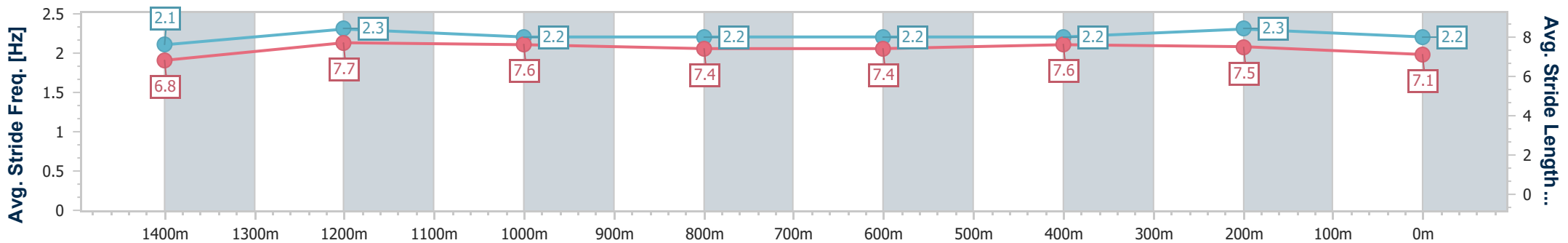
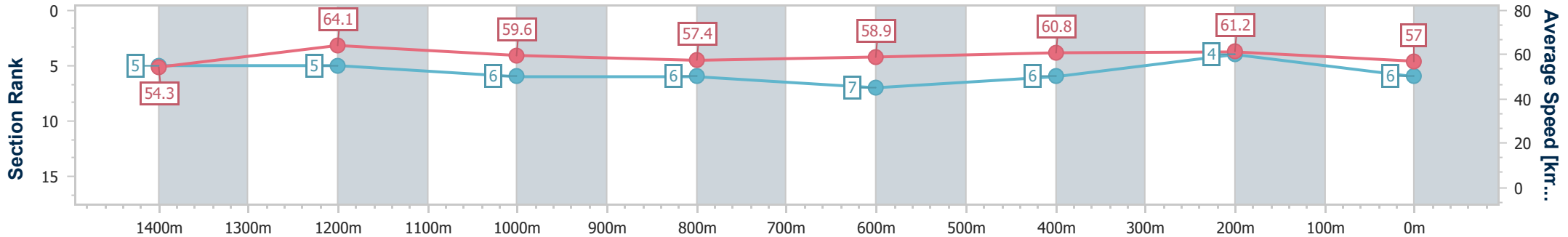
Sunshine Coast QLD Professional
 Race 3: SUNSHINE COAST RIDING FOR THE DISABLED
 Maiden Handicap - 1600m



01 September 2024 - 14:26

Track Rating: Good 4, Weather: Fine, Rail Position: +7m Entire

Section	Overall	1400m	1200m	1000m	800m	600m	400m	200m
Section Times	1:37.95 [6] (0:13.29)	1:24.66 [5] (0:11.30)	1:13.36 [5] (0:12.05)	1:01.31 [6] (0:12.67)	0:48.64 [6] (0:12.35)	0:36.29 [7] (0:11.88)	0:24.41 [6] (0:11.76)	0:12.65 [4] (0:12.65)
Average Speed [km/h]	54.3	64.1	59.6	57.4	58.9	60.8	61.2	57.0
Top Speed [km/h]	67.9	66.9	61.0	58.5	61.1	62.5	62.9	59.3
Avg. Dist. to Rail [m]	4.5	2.4	2.3	2.2	1.7	1.1	2.9	3.4
Avg. Stride Freq. [Hz]	2.1	2.3	2.2	2.2	2.2	2.2	2.3	2.2
Avg. Stride Length [m]	6.8	7.7	7.6	7.4	7.4	7.6	7.5	7.1



- [] Ranking at each section and finish
- .-.- No data available at this section
- NA No data available



Horse/Jockey Name	Fossil Fuel
Final Rank	7
Fastest Section Time (Section)	0:11.31 (1400m)
Top Speed [km/h] (Section)	68.6 (Overall)
Race State	Finished



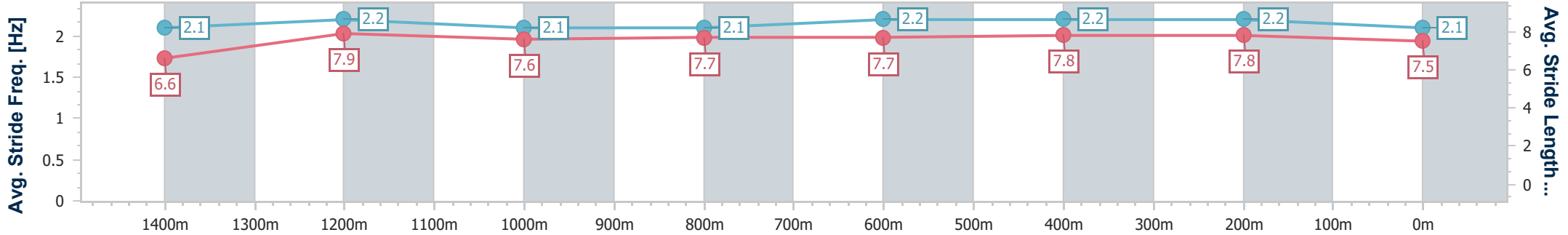
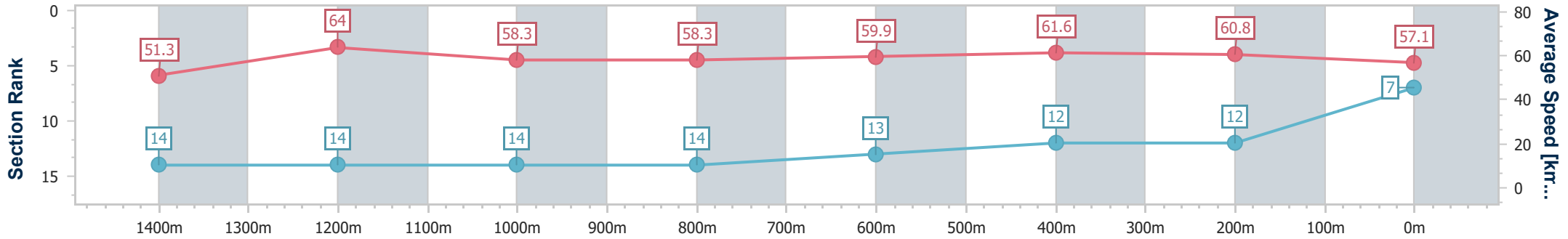
Sunshine Coast QLD Professional
 Race 3: SUNSHINE COAST RIDING FOR THE DISABLED
 Maiden Handicap - 1600m



01 September 2024 - 14:26

Track Rating: Good 4, Weather: Fine, Rail Position: +7m Entire

Section	Overall	1400m	1200m	1000m	800m	600m	400m	200m
Section Times	1:38.60 [7] (0:14.10)	1:24.50 [14] (0:11.31)	1:13.19 [14] (0:12.36)	1:00.83 [14] (0:12.44)	0:48.39 [14] (0:12.18)	0:36.21 [13] (0:11.75)	0:24.46 [12] (0:11.82)	0:12.64 [12] (0:12.64)
Average Speed [km/h]	51.3	64.0	58.3	58.3	59.9	61.6	60.8	57.1
Top Speed [km/h]	68.6	65.6	62.2	60.3	62.6	62.7	62.6	58.3
Avg. Dist. to Rail [m]	6.7	2.6	2.7	2.5	2.0	1.1	2.9	5.3
Avg. Stride Freq. [Hz]	2.1	2.2	2.1	2.1	2.2	2.2	2.2	2.1
Avg. Stride Length [m]	6.6	7.9	7.6	7.7	7.7	7.8	7.8	7.5



- [] Ranking at each section and finish
- .-.- No data available at this section
- NA No data available



Horse/Jockey Name	Hurricane Rosie
Final Rank	8
Fastest Section Time (Section)	0:11.29 (1400m)
Top Speed [km/h] (Section)	69.2 (Overall)
Race State	Finished



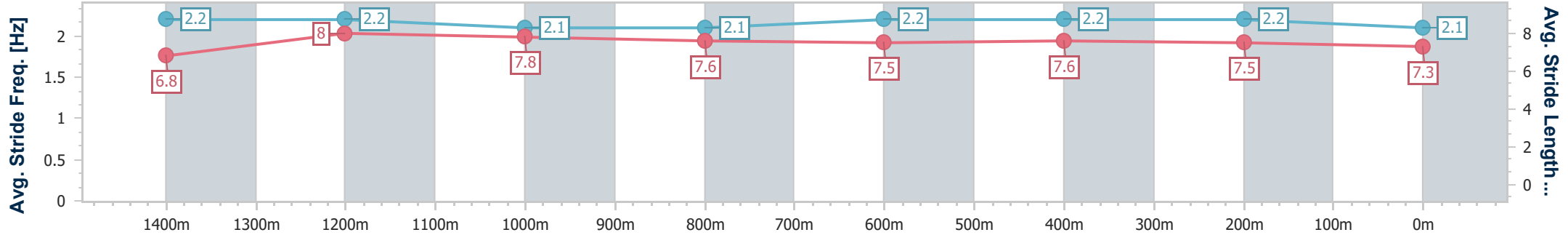
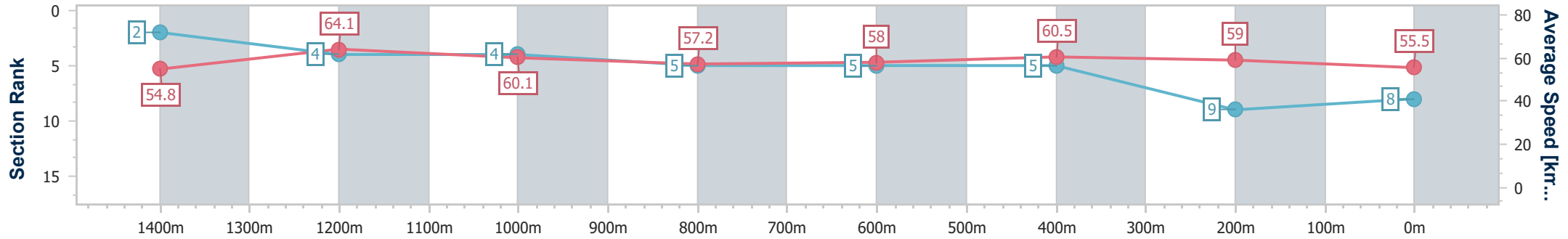
Sunshine Coast QLD Professional
 Race 3: SUNSHINE COAST RIDING FOR THE DISABLED
 Maiden Handicap - 1600m



01 September 2024 - 14:26

Track Rating: Good 4, Weather: Fine, Rail Position: +7m Entire

Section	Overall	1400m	1200m	1000m	800m	600m	400m	200m
Section Times	1:38.68 [8] (0:13.13)	1:25.55 [2] (0:11.29)	1:14.26 [4] (0:12.02)	1:02.24 [4] (0:12.69)	0:49.55 [5] (0:12.45)	0:37.10 [5] (0:11.93)	0:25.17 [5] (0:12.21)	0:12.96 [9] (0:12.96)
Average Speed [km/h]	54.8	64.1	60.1	57.2	58.0	60.5	59.0	55.5
Top Speed [km/h]	69.2	67.5	61.8	58.3	61.5	61.5	60.7	57.1
Avg. Dist. to Rail [m]	1.8	2.5	2.3	2.1	1.1	0.3	0.9	1.1
Avg. Stride Freq. [Hz]	2.2	2.2	2.1	2.1	2.2	2.2	2.2	2.1
Avg. Stride Length [m]	6.8	8.0	7.8	7.6	7.5	7.6	7.5	7.3



- [] Ranking at each section and finish
- .-.- No data available at this section
- NA No data available



Horse/Jockey Name	Talakai
Final Rank	9
Fastest Section Time (Section)	0:11.28 (1400m)
Top Speed [km/h] (Section)	66.7 (1400m)
Race State	Finished



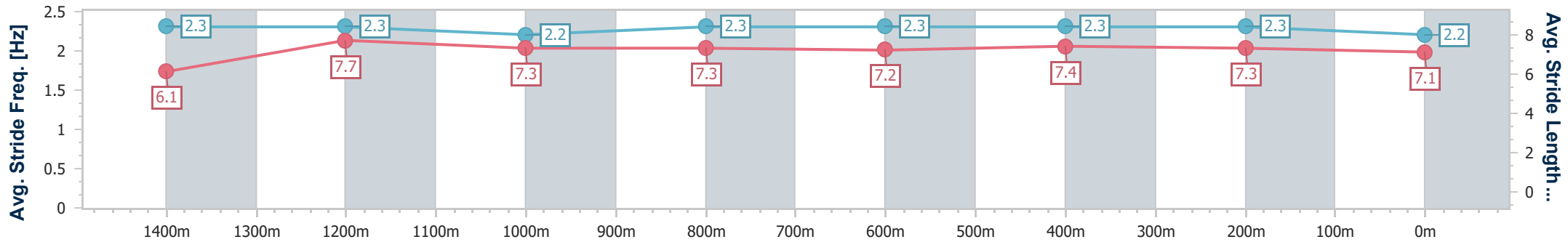
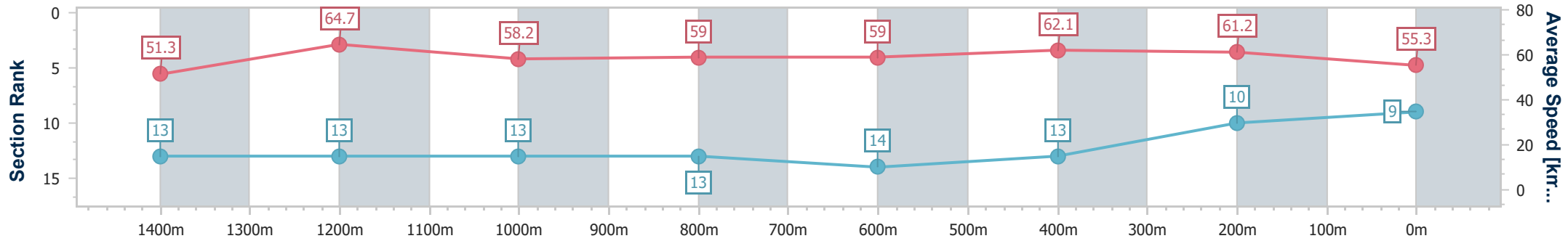
Sunshine Coast QLD Professional
Race 3: SUNSHINE COAST RIDING FOR THE DISABLED
Maiden Handicap - 1600m



01 September 2024 - 14:26

Track Rating: Good 4, Weather: Fine, Rail Position: +7m Entire

Section	Overall	1400m	1200m	1000m	800m	600m	400m	200m						
Section Times	1:38.95 [9] (0:14.07)	1:24.88 [13] (0:11.28)	1:13.60 [13] (0:12.41)	1:01.19 [13] (0:12.32)	0:48.87 [13] (0:12.46)	0:36.41 [14] (0:11.63)	0:24.78 [13] (0:11.76)	0:13.02 [10] (0:13.02)						
Average Speed [km/h]	51.3	64.7	58.2	59.0	59.0	62.1	61.2	55.3						
Top Speed [km/h]	66.5	66.7	61.8	60.3	61.4	63.7	63.5	59.4						
Avg. Dist. to Rail [m]	8.3	4.2	4.5	4.2	3.9	0.9	1.7	2.1						
Avg. Stride Freq. [Hz]	2.3	2.3	2.2	2.3	2.3	2.3	2.3	2.2						
Avg. Stride Length [m]	6.1	7.7	7.3	7.3	7.2	7.4	7.3	7.1						



- [] Ranking at each section and finish
- .-.- No data available at this section
- NA No data available



Horse/Jockey Name	Sassy Beans
Final Rank	10
Fastest Section Time (Section)	0:11.02 (1400m)
Top Speed [km/h] (Section)	68.6 (1400m)
Race State	Finished



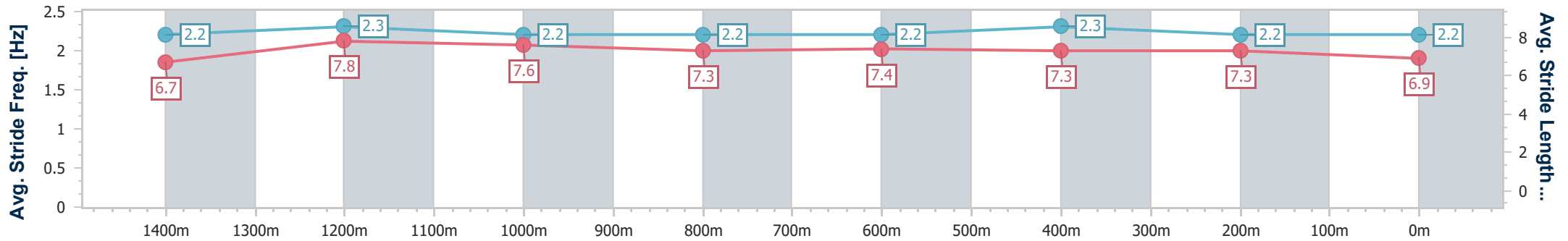
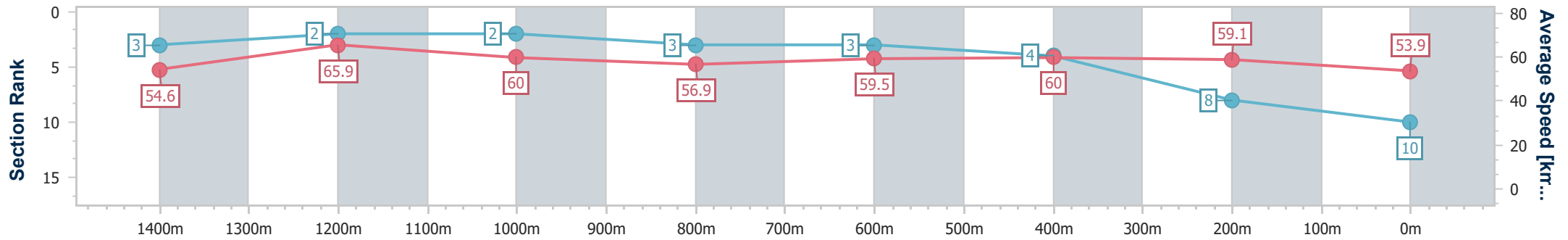
Sunshine Coast QLD Professional
 Race 3: SUNSHINE COAST RIDING FOR THE DISABLED
 Maiden Handicap - 1600m



01 September 2024 - 14:26

Track Rating: Good 4, Weather: Fine, Rail Position: +7m Entire

Section	Overall	1400m	1200m	1000m	800m	600m	400m	200m						
Section Times	1:39.04 [10] (0:13.17)	1:25.87 [3] (0:11.02)	1:14.85 [2] (0:12.05)	1:02.80 [2] (0:12.76)	0:50.04 [3] (0:12.32)	0:37.72 [3] (0:12.18)	0:25.54 [4] (0:12.20)	0:13.34 [8]						
Average Speed [km/h]	54.6	65.9	60.0	56.9	59.5	60.0	59.1	53.9						
Top Speed [km/h]	68.3	68.6	62.6	58.3	61.1	61.5	60.5	55.8						
Avg. Dist. to Rail [m]	4.3	4.1	4.8	3.7	2.4	2.8	3.4	3.7						
Avg. Stride Freq. [Hz]	2.2	2.3	2.2	2.2	2.2	2.3	2.2	2.2						
Avg. Stride Length [m]	6.7	7.8	7.6	7.3	7.4	7.3	7.3	6.9						



- [] Ranking at each section and finish
- .-.- No data available at this section
- NA No data available



Horse/Jockey Name	Cypher Prince
Final Rank	11
Fastest Section Time (Section)	0:11.20 (1400m)
Top Speed [km/h] (Section)	66.7 (1400m)
Race State	Finished



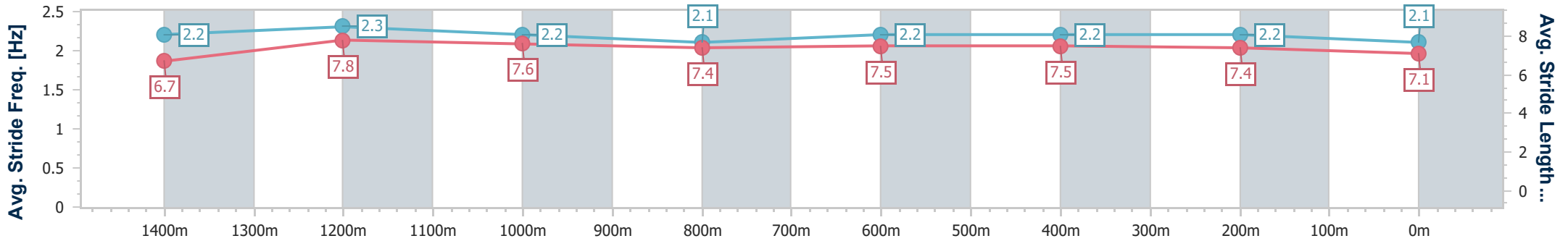
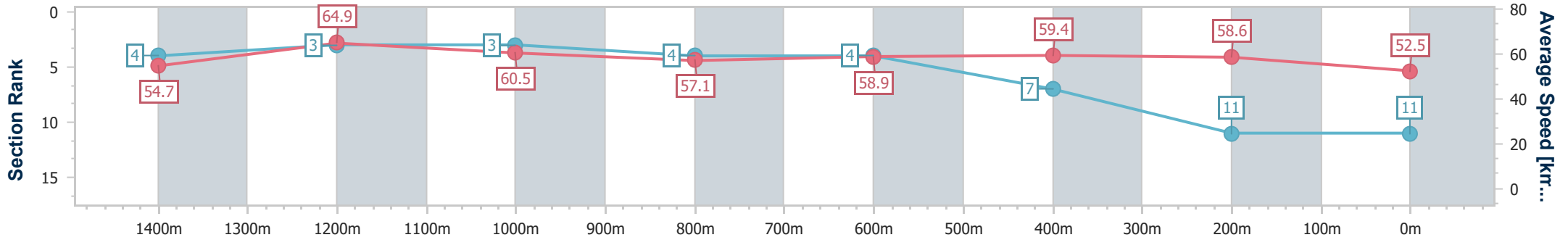
Sunshine Coast QLD Professional
 Race 3: SUNSHINE COAST RIDING FOR THE DISABLED
 Maiden Handicap - 1600m



01 September 2024 - 14:26

Track Rating: Good 4, Weather: Fine, Rail Position: +7m Entire

Section	Overall	1400m	1200m	1000m	800m	600m	400m	200m
Section Times	1:39.64 [11] (0:13.22)	1:26.42 [4] (0:11.20)	1:15.22 [3] (0:11.91)	1:03.31 [3] (0:12.70)	0:50.61 [4] (0:12.44)	0:38.17 [4] (0:12.20)	0:25.97 [7] (0:12.27)	0:13.70 [11] (0:13.70)
Average Speed [km/h]	54.7	64.9	60.5	57.1	58.9	59.4	58.6	52.5
Top Speed [km/h]	66.7	66.7	64.4	58.6	60.8	60.9	59.4	57.9
Avg. Dist. to Rail [m]	6.4	4.8	3.3	2.9	2.2	1.5	3.4	6.1
Avg. Stride Freq. [Hz]	2.2	2.3	2.2	2.1	2.2	2.2	2.2	2.1
Avg. Stride Length [m]	6.7	7.8	7.6	7.4	7.5	7.5	7.4	7.1



- [] Ranking at each section and finish
- .-.- No data available at this section
- NA No data available



Horse/Jockey Name	Deific
Final Rank	12
Fastest Section Time (Section)	0:11.22 (1400m)
Top Speed [km/h] (Section)	66.6 (1400m)
Race State	Finished



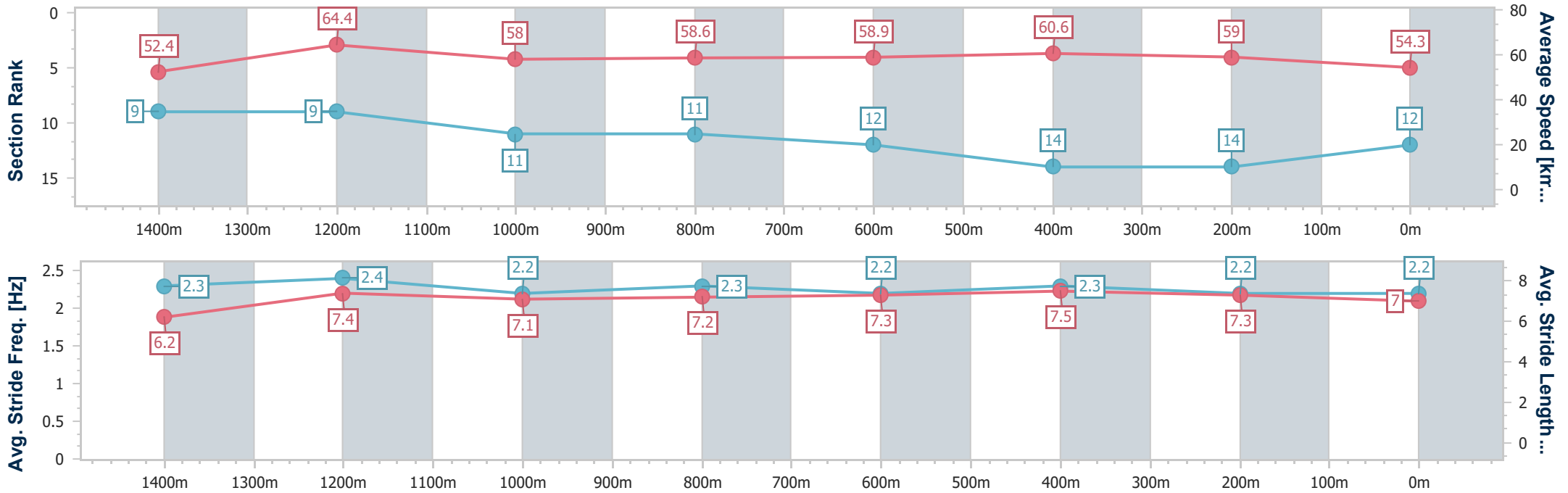
Sunshine Coast QLD Professional
 Race 3: SUNSHINE COAST RIDING FOR THE DISABLED
 Maiden Handicap - 1600m



01 September 2024 - 14:26

Track Rating: Good 4, Weather: Fine, Rail Position: +7m Entire

Section	Overall	1400m	1200m	1000m	800m	600m	400m	200m
Section Times	1:39.82 [12] (0:13.71)	1:26.11 [9] (0:11.22)	1:14.89 [9] (0:12.50)	1:02.39 [11] (0:12.38)	0:50.01 [11] (0:12.46)	0:37.55 [12] (0:12.08)	0:25.47 [14] (0:12.23)	0:13.24 [14] (0:13.24)
Average Speed [km/h]	52.4	64.4	58.0	58.6	58.9	60.6	59.0	54.3
Top Speed [km/h]	66.6	66.6	64.7	60.8	60.7	61.2	60.5	56.9
Avg. Dist. to Rail [m]	6.7	2.7	3.4	3.1	3.5	2.8	2.0	1.9
Avg. Stride Freq. [Hz]	2.3	2.4	2.2	2.3	2.2	2.3	2.2	2.2
Avg. Stride Length [m]	6.2	7.4	7.1	7.2	7.3	7.5	7.3	7.0



- [] Ranking at each section and finish
- .-.- No data available at this section
- NA No data available



Horse/Jockey Name	Fierce Royalty
Final Rank	13
Fastest Section Time (Section)	0:11.40 (1400m)
Top Speed [km/h] (Section)	66.1 (Overall)
Race State	Finished



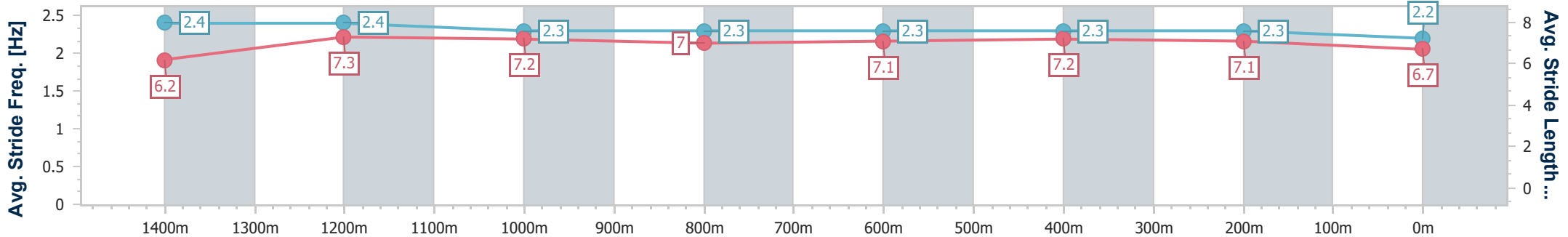
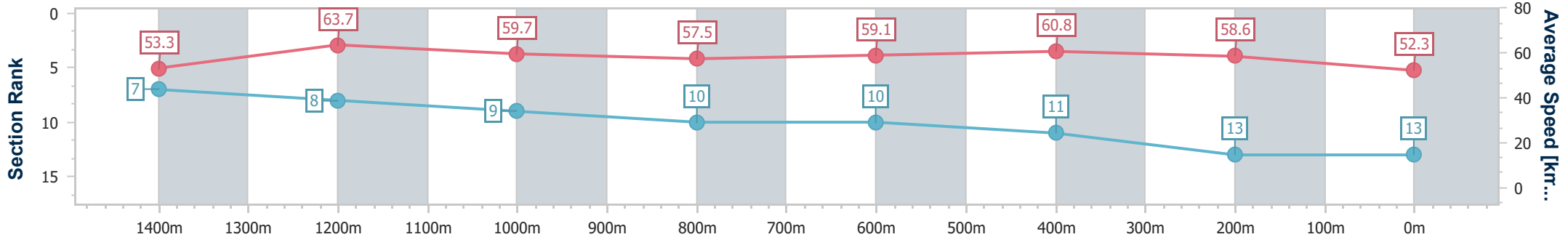
Sunshine Coast QLD Professional
 Race 3: SUNSHINE COAST RIDING FOR THE DISABLED
 Maiden Handicap - 1600m



01 September 2024 - 14:26

Track Rating: Good 4, Weather: Fine, Rail Position: +7m Entire

Section	Overall	1400m	1200m	1000m	800m	600m	400m	200m
Section Times	1:40.07 [13] (0:13.48)	1:26.59 [7] (0:11.40)	1:15.19 [8] (0:12.09)	1:03.10 [9] (0:12.63)	0:50.47 [10] (0:12.40)	0:38.07 [10] (0:12.07)	0:26.00 [11] (0:12.24)	0:13.76 [13] (0:13.76)
Average Speed [km/h]	53.3	63.7	59.7	57.5	59.1	60.8	58.6	52.3
Top Speed [km/h]	66.1	66.0	61.3	59.3	62.3	61.7	61.2	55.4
Avg. Dist. to Rail [m]	6.9	3.6	3.3	3.2	2.9	3.1	5.7	4.3
Avg. Stride Freq. [Hz]	2.4	2.4	2.3	2.3	2.3	2.3	2.3	2.2
Avg. Stride Length [m]	6.2	7.3	7.2	7.0	7.1	7.2	7.1	6.7



- [] Ranking at each section and finish
- .-.- No data available at this section
- NA No data available



Horse/Jockey Name	Remanded
Final Rank	14
Fastest Section Time (Section)	0:10.99 (1400m)
Top Speed [km/h] (Section)	69.1 (1400m)
Race State	Finished



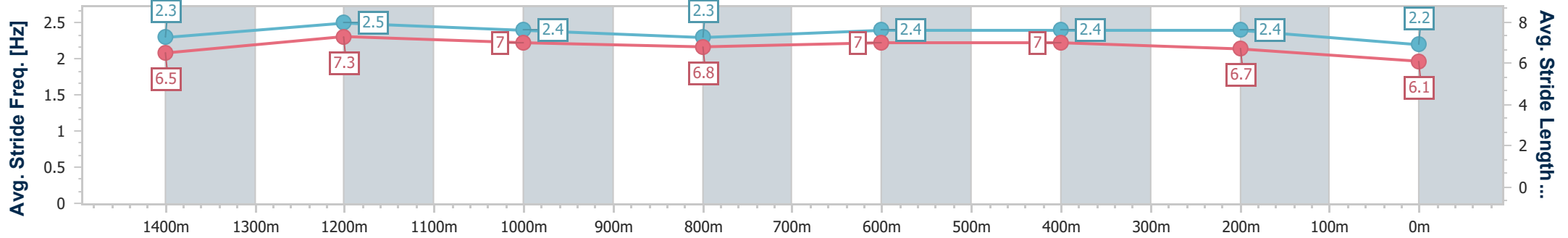
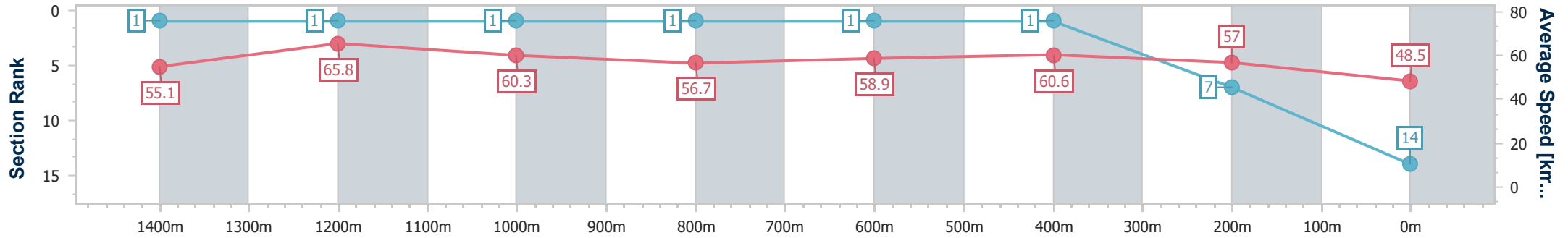
Sunshine Coast QLD Professional
Race 3: SUNSHINE COAST RIDING FOR THE DISABLED
Maiden Handicap - 1600m



01 September 2024 - 14:26

Track Rating: Good 4, Weather: Fine, Rail Position: +7m Entire

Section	Overall	1400m	1200m	1000m	800m	600m	400m	200m
Section Times	1:40.45 [14] (0:13.09)	1:27.36 [1] (0:10.99)	1:16.37 [1] (0:11.98)	1:04.39 [1] (0:12.76)	0:51.63 [1] (0:12.32)	0:39.31 [1] (0:11.85)	0:27.46 [1] (0:12.63)	0:14.83 [7] (0:14.83)
Average Speed [km/h]	55.1	65.8	60.3	56.7	58.9	60.6	57.0	48.5
Top Speed [km/h]	68.9	69.1	64.0	59.1	61.5	61.4	60.1	53.6
Avg. Dist. to Rail [m]	2.8	2.5	2.4	2.5	1.3	0.8	0.4	1.1
Avg. Stride Freq. [Hz]	2.3	2.5	2.4	2.3	2.4	2.4	2.4	2.2
Avg. Stride Length [m]	6.5	7.3	7.0	6.8	7.0	7.0	6.7	6.1



- [] Ranking at each section and finish
- .-.- No data available at this section
- NA No data available



Sunshine Coast QLD Professional

Race 4: CLOPF ARENA SURFACES BENCHMARK 60 Handicap - 1300m

01 September 2024 - 15:01



Track Rating: Good 4, Weather: Fine, Rail Position: +7m Entire

Section		Overall	1200m	1000m	800m	600m	400m	Last 600m				
Field Times		1:17.12 (0:07.97)	1:09.15 (0:11.22)	0:57.93 (0:11.02)	0:46.91 (0:11.61)	0:35.30 (0:11.83)	0:23.47 (0:11.40)	0:35.30				
Rank	TAB Horse/Jockey	Barrier	Top Speed [km/h]	Fastest Section								Distance Travelled [m]
1	4 REDFORD James Orman	10	67.1 1200m	0:07.97 Overall	1:17.12 [1] (0:07.97)	1:09.15 [2] (0:11.32)	0:57.83 [3] (0:11.30)	0:46.53 [4] (0:11.62)	0:34.91 [4] (0:11.59)	0:23.32 [4] (0:11.25)	0:34.91	
2	2 TIME TO TESTIFY Kyle Wilson-Taylor	5	64.5 400m	0:08.16 Overall	1:17.63 [2] (0:08.16)	1:09.47 [4] (0:11.38)	0:58.09 [6] (0:11.58)	0:46.51 [6] (0:11.66)	0:34.85 [6] (0:11.32)	0:23.53 [6] (0:11.31)	0:34.85	-3
3	6 THE PUNISHER Melea Castle	3	64.7 400m	0:08.10 Overall	1:17.79 [3] (0:08.10)	1:09.69 [3] (0:11.40)	0:58.29 [5] (0:11.41)	0:46.88 [5] (0:11.59)	0:35.29 [5] (0:11.50)	0:23.79 [5] (0:11.42)	0:35.29	-2
4	1 ARIZONA DREAMING Corey Sutherland	2	65.3 400m	0:08.28 Overall	1:18.03 [4] (0:08.28)	1:09.75 [9] (0:11.46)	0:58.29 [8] (0:11.62)	0:46.67 [9] (0:11.63)	0:35.04 [9] (0:11.50)	0:23.54 [9] (0:11.26)	0:35.04	+2
5	5 HE'S ESSENTIAL Nikita Beriman	4	65.1 1000m	0:07.97 Overall	1:18.15 [5] (0:07.97)	1:10.18 [1] (0:11.27)	0:58.91 [2] (0:11.28)	0:47.63 [3] (0:11.53)	0:36.10 [3] (0:11.72)	0:24.38 [3] (0:11.69)	0:36.10	-1
6	12 ZEPHYRZ ZOOM Georgina Cartwright	7	65.8 1200m	0:08.26 Overall	1:18.20 [6] (0:08.26)	1:09.94 [7] (0:11.36)	0:58.58 [7] (0:11.53)	0:47.05 [7] (0:11.65)	0:35.40 [7] (0:11.38)	0:24.02 [7] (0:11.51)	0:35.40	+1
7	11 LUCKY SHAM Shania Willis	12	69.1 1000m	0:08.16 Overall	1:18.67 [7] (0:08.16)	1:10.51 [5] (0:11.03)	0:59.48 [1] (0:11.02)	0:48.46 [1] (0:11.61)	0:36.85 [1] (0:11.83)	0:25.02 [1] (0:11.81)	0:36.85	-1
8	10 RANGI TOA Amy Graham	8	64.7 1200m	0:08.55 Overall	1:18.83 [8] (0:08.55)	1:10.28 [11] (0:11.50)	0:58.78 [11] (0:11.64)	0:47.14 [11] (0:11.54)	0:35.60 [11] (0:11.36)	0:24.24 [11] (0:11.60)	0:35.60	-2
9	3 FROSTY BEAR Dale Smith	11	67.8 1000m	0:08.21 Overall	1:18.93 [9] (0:08.21)	1:10.72 [6] (0:11.14)	0:59.58 [4] (0:11.11)	0:48.47 [2] (0:11.50)	0:36.97 [2] (0:11.70)	0:25.27 [2] (0:11.88)	0:36.97	+5
10	8 YIDABAH Justin Huxtable	1	64.5 600m	0:08.26 Overall	1:19.12 [10] (0:08.26)	1:10.86 [8] (0:11.59)	0:59.27 [10] (0:11.47)	0:47.80 [8] (0:11.67)	0:36.13 [8] (0:11.38)	0:24.75 [8] (0:11.61)	0:36.13	-2

Scratched: Fearless Thinking (#9), Sovereign Dane (#7)

[] Ranking at each section and finish
 -:-:- No data available at this section
 NA No data available

SCN Saddle cloth number
 DNF Did not finish
 DNT Did not track



Sunshine Coast QLD Professional

Race 4: CLOPF ARENA SURFACES BENCHMARK 60 Handicap - 1300m

01 September 2024 - 15:01



Track Rating: Good 4, Weather: Fine, Rail Position: +7m Entire

Section	Overall	1200m	1000m	800m	600m	400m	Last 600m
Field Times	1:17.12 (0:07.97)	1:09.15 (0:11.22)	0:57.93 (0:11.02)	0:46.91 (0:11.61)	0:35.30 (0:11.83)	0:23.47 (0:11.40)	0:35.30

Rank	TAB	Horse/Jockey	Barrier	Top Speed [km/h]	Fastest Section	Overall	1200m	1000m	800m	600m	400m	Last 600m	Distance Travelled [m]
11	13	PRESS LIGHTLY	6	64.1	0:08.35	1:19.20 [11]	1:10.85 [10]	0:59.43 [9]	0:47.79 [10]	0:36.07 [10]	0:24.62 [10]	0:36.07	-2
		Nathan Thomas		1200m	Overall	(0:08.35)	(0:11.42)	(0:11.64)	(0:11.72)	(0:11.45)	(0:11.79)		

Scratched: Fearless Thinking (#9), Sovereign Dane (#7)

[] Ranking at each section and finish
 -:-:-:- No data available at this section
 NA No data available

SCN Saddle cloth number
 DNF Did not finish
 DNT Did not track



Sunshine Coast QLD Professional

Race 4: CLOPF ARENA SURFACES BENCHMARK 60 Handicap - 1300m

01 September 2024 - 15:01



Track Rating: Good 4, Weather: Fine, Rail Position: +7m Entire

Section				200m				Last 600m	
Field Times				0:12.07 (0:12.07)				0:35.30	
Rank	TAB	Horse/Jockey	Barrier	Top Speed [km/h]	Fastest Section	Margin			Distance Travelled [m]
1	4	REDFORD James Orman	10	67.1 1200m	0:07.97 Overall	0:12.07 [1] (0:12.07)	1:17.12		0:34.91
2	2	TIME TO TESTIFY Kyle Wilson-Taylor	5	64.5 400m	0:08.16 Overall	0:12.22 [2] (0:12.22)	3L		0:34.85 -3
3	6	THE PUNISHER Melea Castle	3	64.7 400m	0:08.10 Overall	0:12.37 [3] (0:12.37)	3.8L		0:35.29 -2
4	1	ARIZONA DREAMING Corey Sutherland	2	65.3 400m	0:08.28 Overall	0:12.28 [8] (0:12.28)	5.1L		0:35.04 +2
5	5	HE'S ESSENTIAL Nikita Beriman	4	65.1 1000m	0:07.97 Overall	0:12.69 [4] (0:12.69)	5.6L		0:36.10 -1
6	12	ZEPHYRZ ZOOM Georgina Cartwright	7	65.8 1200m	0:08.26 Overall	0:12.51 [7] (0:12.51)	5.8L		0:35.40 +1
7	11	LUCKY SHAM Shania Willis	12	69.1 1000m	0:08.16 Overall	0:13.21 [5] (0:13.21)	8.6L		0:36.85 -1
8	10	RANGI TOA Amy Graham	8	64.7 1200m	0:08.55 Overall	0:12.64 [10] (0:12.64)	9.4L		0:35.60 -2
9	3	FROSTY BEAR Dale Smith	11	67.8 1000m	0:08.21 Overall	0:13.39 [6] (0:13.39)	9.9L		0:36.97 +5
10	8	YIDABAH Justin Huxtable	1	64.5 600m	0:08.26 Overall	0:13.14 [9] (0:13.14)	10.9L		0:36.13 -2

Scratched: Fearless Thinking (#9), Sovereign Dane (#7)

[] Ranking at each section and finish
 -:-:- No data available at this section
 NA No data available

SCN Saddle cloth number
 DNF Did not finish
 DNT Did not track



Sunshine Coast QLD Professional
Race 4: CLOPF ARENA SURFACES BENCHMARK 60 Handicap - 1300m
01 September 2024 - 15:01



Track Rating: Good 4, Weather: Fine, Rail Position: +7m Entire

Section				200m				Last 600m		
Field Times				0:12.07 (0:12.07)				0:35.30		
Rank	TAB	Horse/Jockey	Barrier	Top Speed [km/h]	Fastest Section	Margin			Distance Travelled [m]	
11	13	PRESS LIGHTLY	6	64.1	0:08.35	0:12.83 [11]	11.2L		0:36.07	-2
		Nathan Thomas		1200m	Overall	(0:12.83)				

Scratched: Fearless Thinking (#9), Sovereign Dane (#7)

[] Ranking at each section and finish
 -:-:- No data available at this section
 NA No data available

SCN Saddle cloth number
 DNF Did not finish
 DNT Did not track



Horse/Jockey Name	Redford
Final Rank	1
Fastest Section Time (Section)	0:07.97 (Overall)
Top Speed [km/h] (Section)	67.1 (1200m)
Race State	Finished



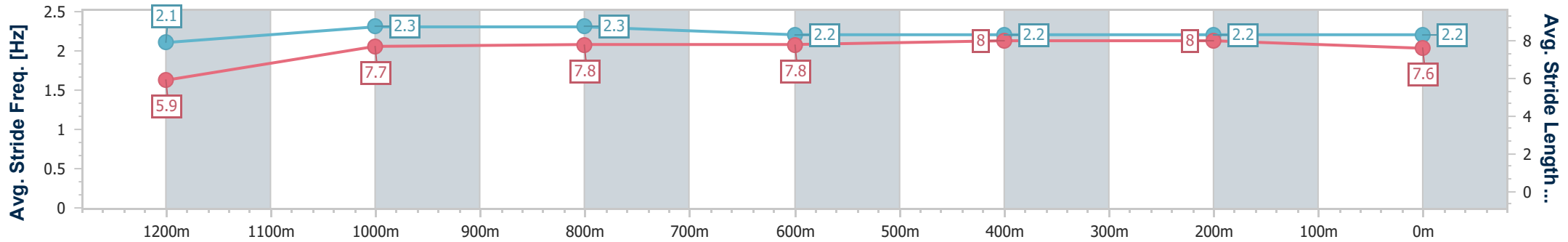
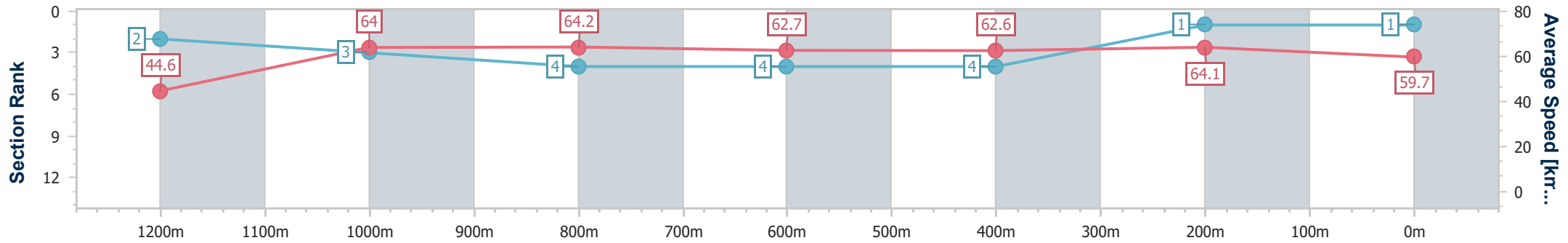
Sunshine Coast QLD Professional
Race 4: CLOPF ARENA SURFACES BENCHMARK 60 Handicap - 1300m



01 September 2024 - 15:01

Track Rating: Good 4, Weather: Fine, Rail Position: +7m Entire

Section	Overall	1200m	1000m	800m	600m	400m	200m
Section Times	1:17.12 [1] (0:07.97)	1:09.15 [2] (0:11.32)	0:57.83 [3] (0:11.30)	0:46.53 [4] (0:11.62)	0:34.91 [4] (0:11.59)	0:23.32 [4] (0:11.25)	0:12.07 [1] (0:12.07)
Average Speed [km/h]	44.6	64.0	64.2	62.7	62.6	64.1	59.7
Top Speed [km/h]	67.1	67.1	65.6	63.9	63.5	65.6	62.0
Avg. Dist. to Rail [m]	9.7	4.9	3.0	2.1	1.3	3.9	3.1
Avg. Stride Freq. [Hz]	2.1	2.3	2.3	2.2	2.2	2.2	2.2
Avg. Stride Length [m]	5.9	7.7	7.8	7.8	8.0	8.0	7.6



- [] Ranking at each section and finish
- .-.- No data available at this section
- NA No data available



Horse/Jockey Name	Time To Testify
Final Rank	2
Fastest Section Time (Section)	0:08.16 (Overall)
Top Speed [km/h] (Section)	64.5 (400m)
Race State	Finished



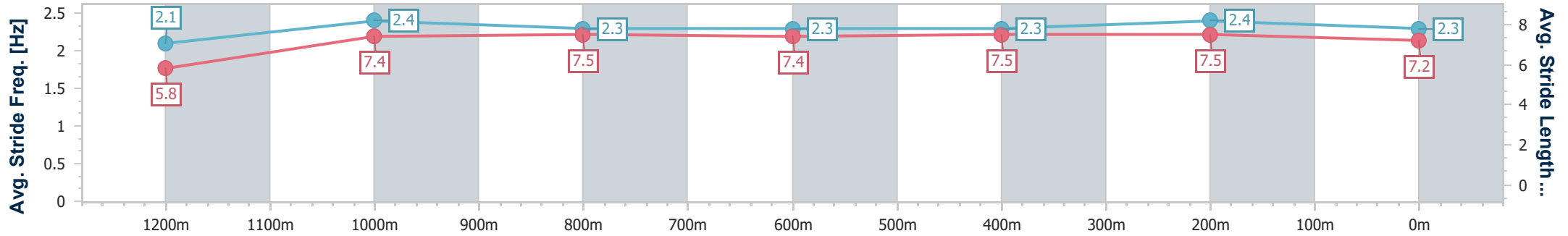
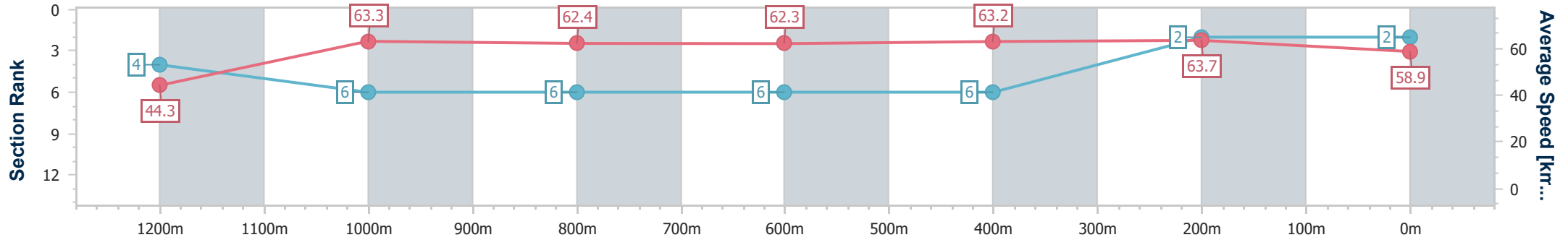
Sunshine Coast QLD Professional
 Race 4: CLOPF ARENA SURFACES BENCHMARK 60 Handicap
 - 1300m



01 September 2024 - 15:01

Track Rating: Good 4, Weather: Fine, Rail Position: +7m Entire

Section	Overall	1200m	1000m	800m	600m	400m	200m
Section Times	1:17.63 [2] (0:08.16)	1:09.47 [4] (0:11.38)	0:58.09 [6] (0:11.58)	0:46.51 [6] (0:11.66)	0:34.85 [6] (0:11.32)	0:23.53 [6] (0:11.31)	0:12.22 [2] (0:12.22)
Average Speed [km/h]	44.3	63.3	62.4	62.3	63.2	63.7	58.9
Top Speed [km/h]	60.7	64.3	64.1	63.0	64.2	64.5	62.5
Avg. Dist. to Rail [m]	6.7	4.2	2.8	1.1	1.0	2.8	3.3
Avg. Stride Freq. [Hz]	2.1	2.4	2.3	2.3	2.3	2.4	2.3
Avg. Stride Length [m]	5.8	7.4	7.5	7.4	7.5	7.5	7.2



- [] Ranking at each section and finish
- .-.- No data available at this section
- NA No data available



Horse/Jockey Name	The Punisher
Final Rank	3
Fastest Section Time (Section)	0:08.10 (Overall)
Top Speed [km/h] (Section)	64.7 (400m)
Race State	Finished



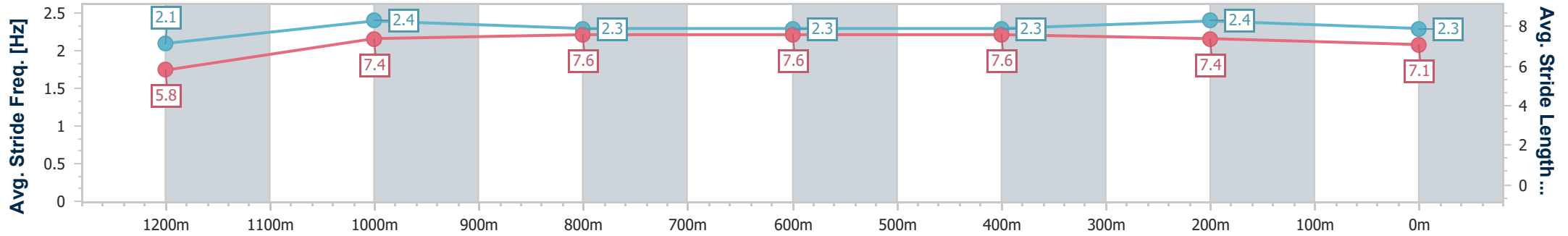
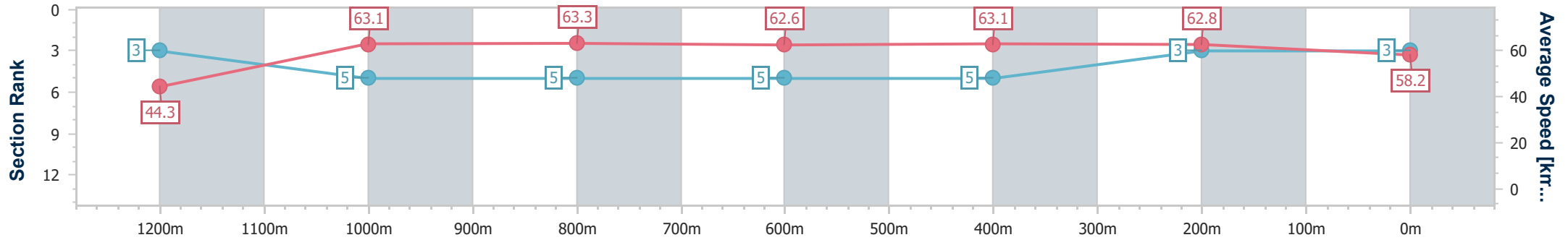
Sunshine Coast QLD Professional
Race 4: CLOPF ARENA SURFACES BENCHMARK 60 Handicap - 1300m



01 September 2024 - 15:01

Track Rating: Good 4, Weather: Fine, Rail Position: +7m Entire

Section	Overall	1200m	1000m	800m	600m	400m	200m
Section Times	1:17.79 [3] (0:08.10)	1:09.69 [3] (0:11.40)	0:58.29 [5] (0:11.41)	0:46.88 [5] (0:11.59)	0:35.29 [5] (0:11.50)	0:23.79 [5] (0:11.42)	0:12.37 [3] (0:12.37)
Average Speed [km/h]	44.3	63.1	63.3	62.6	63.1	62.8	58.2
Top Speed [km/h]	61.4	64.3	64.3	63.4	63.7	64.7	61.4
Avg. Dist. to Rail [m]	4.1	2.2	2.0	1.4	0.8	3.1	2.1
Avg. Stride Freq. [Hz]	2.1	2.4	2.3	2.3	2.3	2.4	2.3
Avg. Stride Length [m]	5.8	7.4	7.6	7.6	7.6	7.4	7.1



- [] Ranking at each section and finish
- .-.- No data available at this section
- NA No data available



Horse/Jockey Name	Arizona Dreaming
Final Rank	4
Fastest Section Time (Section)	0:08.28 (Overall)
Top Speed [km/h] (Section)	65.3 (400m)
Race State	Finished



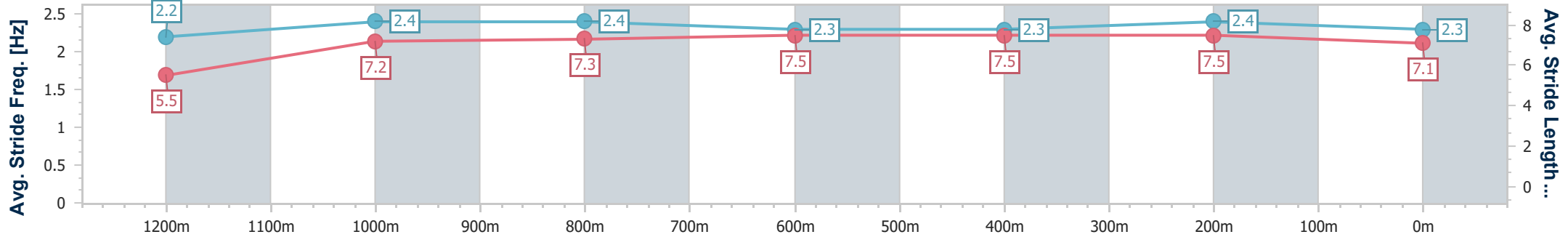
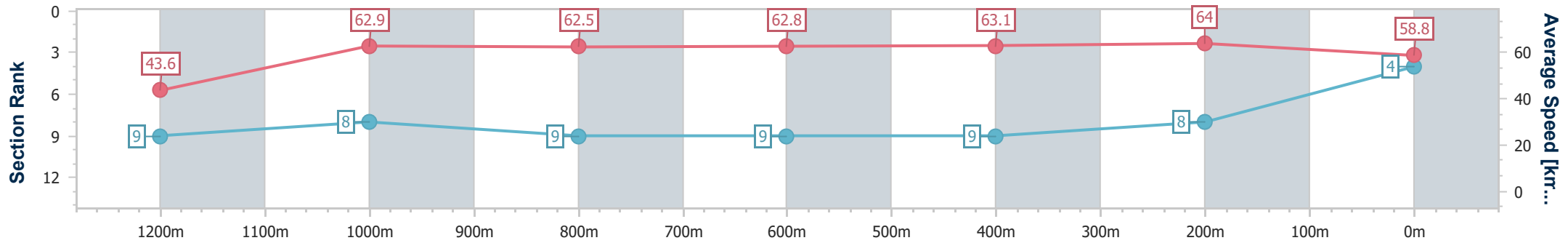
Sunshine Coast QLD Professional
Race 4: CLOPF ARENA SURFACES BENCHMARK 60 Handicap - 1300m



01 September 2024 - 15:01

Track Rating: Good 4, Weather: Fine, Rail Position: +7m Entire

Section	Overall	1200m	1000m	800m	600m	400m	200m
Section Times	1:18.03 [4] (0:08.28)	1:09.75 [9] (0:11.46)	0:58.29 [8] (0:11.62)	0:46.67 [9] (0:11.63)	0:35.04 [9] (0:11.50)	0:23.54 [9] (0:11.26)	0:12.28 [8] (0:12.28)
Average Speed [km/h]	43.6	62.9	62.5	62.8	63.1	64.0	58.8
Top Speed [km/h]	61.6	64.3	63.9	63.9	63.9	65.3	61.6
Avg. Dist. to Rail [m]	3.9	3.1	3.3	2.4	1.8	3.9	4.8
Avg. Stride Freq. [Hz]	2.2	2.4	2.4	2.3	2.3	2.4	2.3
Avg. Stride Length [m]	5.5	7.2	7.3	7.5	7.5	7.5	7.1



- [] Ranking at each section and finish
- .-.- No data available at this section
- NA No data available



Horse/Jockey Name	He's Essential
Final Rank	5
Fastest Section Time (Section)	0:07.97 (Overall)
Top Speed [km/h] (Section)	65.1 (1000m)
Race State	Finished



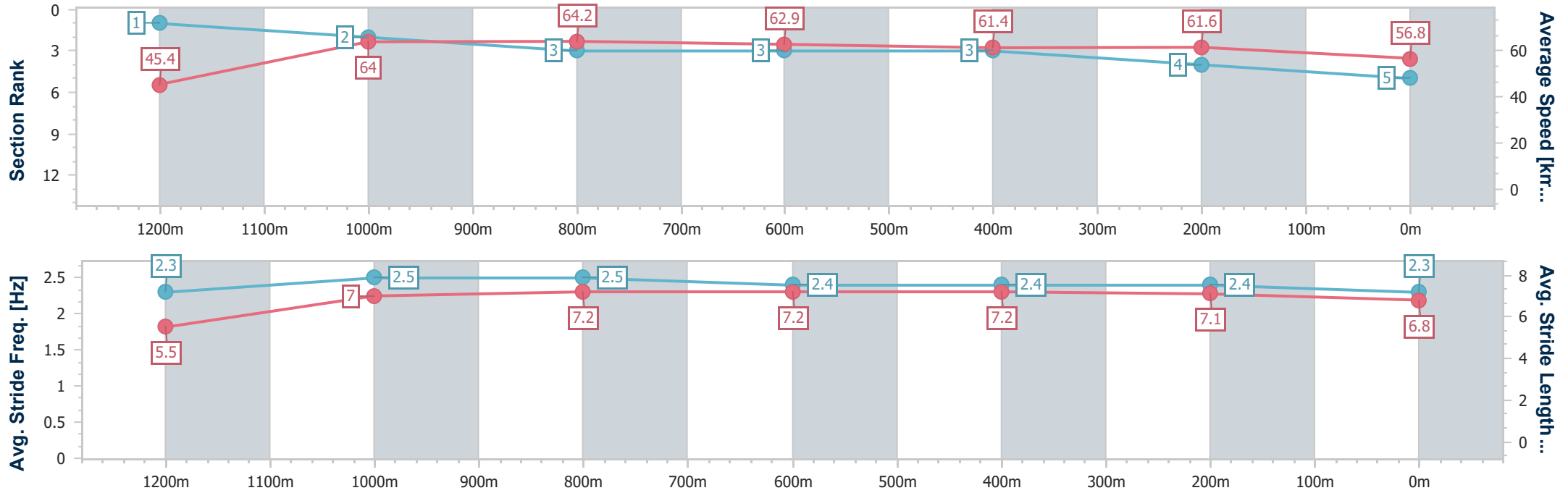
Sunshine Coast QLD Professional
Race 4: CLOPF ARENA SURFACES BENCHMARK 60 Handicap - 1300m



01 September 2024 - 15:01

Track Rating: Good 4, Weather: Fine, Rail Position: +7m Entire

Section	Overall	1200m	1000m	800m	600m	400m	200m
Section Times	1:18.15 [5] (0:07.97)	1:10.18 [1] (0:11.27)	0:58.91 [2] (0:11.28)	0:47.63 [3] (0:11.53)	0:36.10 [3] (0:11.72)	0:24.38 [3] (0:11.69)	0:12.69 [4] (0:12.69)
Average Speed [km/h]	45.4	64.0	64.2	62.9	61.4	61.6	56.8
Top Speed [km/h]	61.3	65.1	65.1	63.2	62.6	62.4	59.7
Avg. Dist. to Rail [m]	5.7	3.6	2.1	1.2	0.4	0.5	0.8
Avg. Stride Freq. [Hz]	2.3	2.5	2.5	2.4	2.4	2.4	2.3
Avg. Stride Length [m]	5.5	7.0	7.2	7.2	7.2	7.1	6.8



- [] Ranking at each section and finish
- .-.- No data available at this section
- NA No data available



Horse/Jockey Name	Zephyrz Zoom
Final Rank	6
Fastest Section Time (Section)	0:08.26 (Overall)
Top Speed [km/h] (Section)	65.8 (1200m)
Race State	Finished



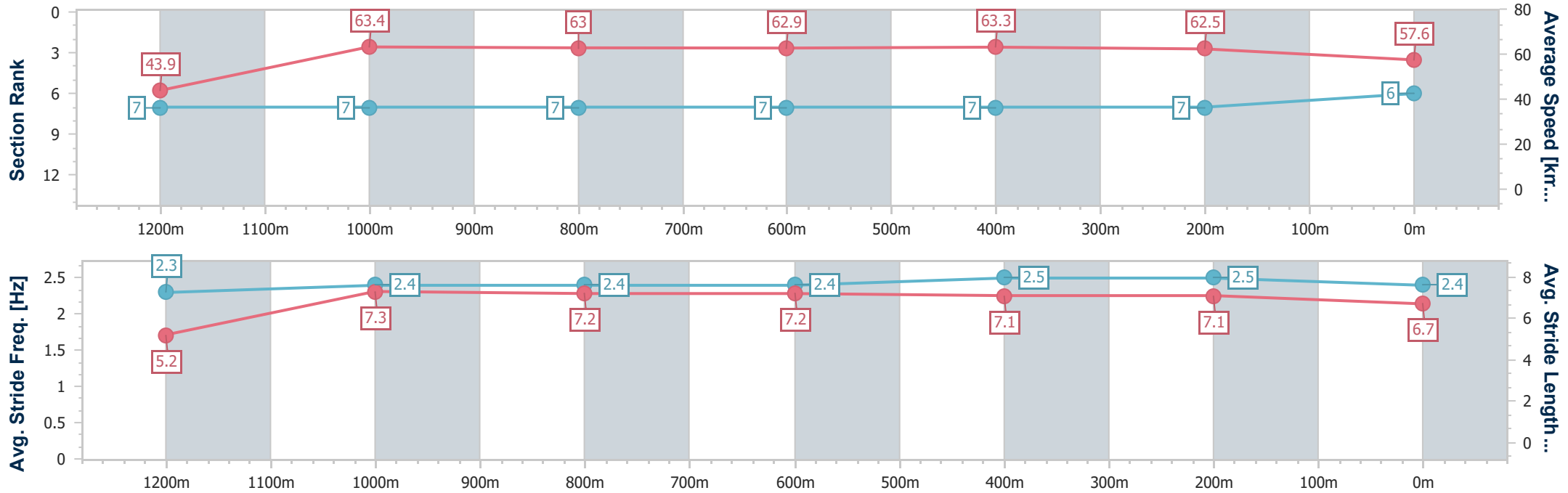
Sunshine Coast QLD Professional
Race 4: CLOPF ARENA SURFACES BENCHMARK 60 Handicap - 1300m



01 September 2024 - 15:01

Track Rating: Good 4, Weather: Fine, Rail Position: +7m Entire

Section	Overall	1200m	1000m	800m	600m	400m	200m
Section Times	1:18.20 [6] (0:08.26)	1:09.94 [7] (0:11.36)	0:58.58 [7] (0:11.53)	0:47.05 [7] (0:11.65)	0:35.40 [7] (0:11.38)	0:24.02 [7] (0:11.51)	0:12.51 [7] (0:12.51)
Average Speed [km/h]	43.9	63.4	63.0	62.9	63.3	62.5	57.6
Top Speed [km/h]	62.8	65.8	63.6	63.6	63.8	63.5	61.1
Avg. Dist. to Rail [m]	8.3	4.9	4.2	2.7	0.4	3.1	3.4
Avg. Stride Freq. [Hz]	2.3	2.4	2.4	2.4	2.5	2.5	2.4
Avg. Stride Length [m]	5.2	7.3	7.2	7.2	7.1	7.1	6.7



- [] Ranking at each section and finish
- .-.- No data available at this section
- NA No data available



Horse/Jockey Name	Lucky Sham
Final Rank	7
Fastest Section Time (Section)	0:08.16 (Overall)
Top Speed [km/h] (Section)	69.1 (1000m)
Race State	Finished



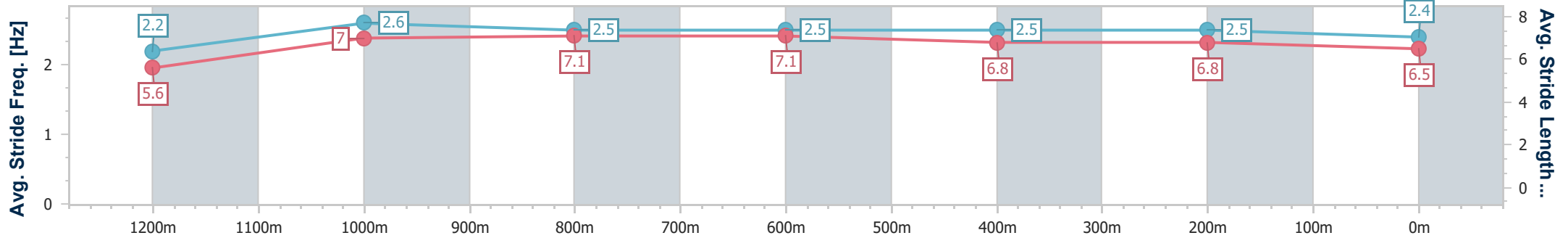
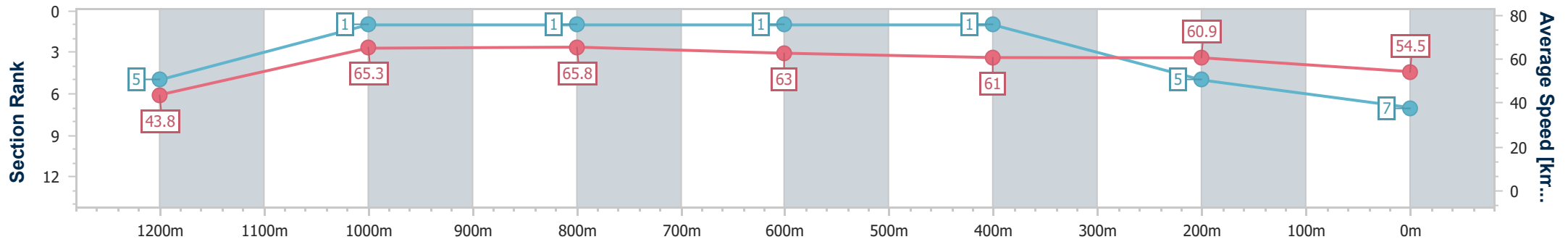
Sunshine Coast QLD Professional
Race 4: CLOPF ARENA SURFACES BENCHMARK 60 Handicap - 1300m



01 September 2024 - 15:01

Track Rating: Good 4, Weather: Fine, Rail Position: +7m Entire

Section	Overall	1200m	1000m	800m	600m	400m	200m
Section Times	1:18.67 [7] (0:08.16)	1:10.51 [5] (0:11.03)	0:59.48 [1] (0:11.02)	0:48.46 [1] (0:11.61)	0:36.85 [1] (0:11.83)	0:25.02 [1] (0:11.81)	0:13.21 [5] (0:13.21)
Average Speed [km/h]	43.8	65.3	65.8	63.0	61.0	60.9	54.5
Top Speed [km/h]	62.7	68.2	69.1	64.3	62.4	61.8	57.7
Avg. Dist. to Rail [m]	11.6	6.6	3.1	2.1	1.0	1.4	1.2
Avg. Stride Freq. [Hz]	2.2	2.6	2.5	2.5	2.5	2.5	2.4
Avg. Stride Length [m]	5.6	7.0	7.1	7.1	6.8	6.8	6.5



- [] Ranking at each section and finish
- .-.- No data available at this section
- NA No data available



Horse/Jockey Name	Rangi Toa
Final Rank	8
Fastest Section Time (Section)	0:08.55 (Overall)
Top Speed [km/h] (Section)	64.7 (1200m)
Race State	Finished



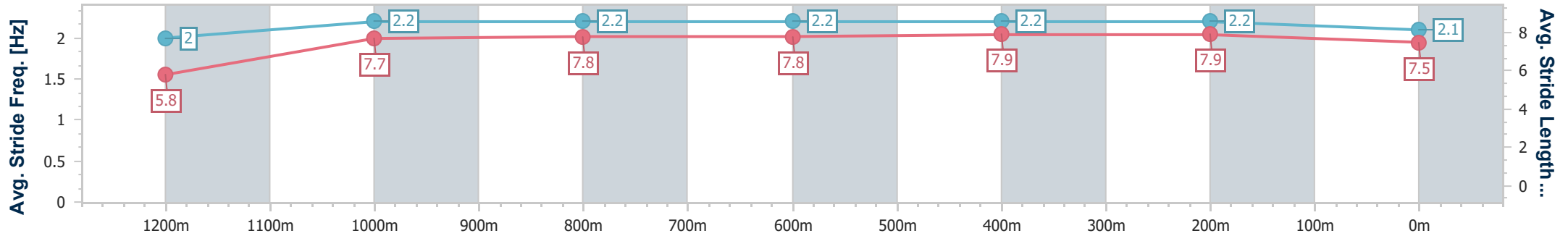
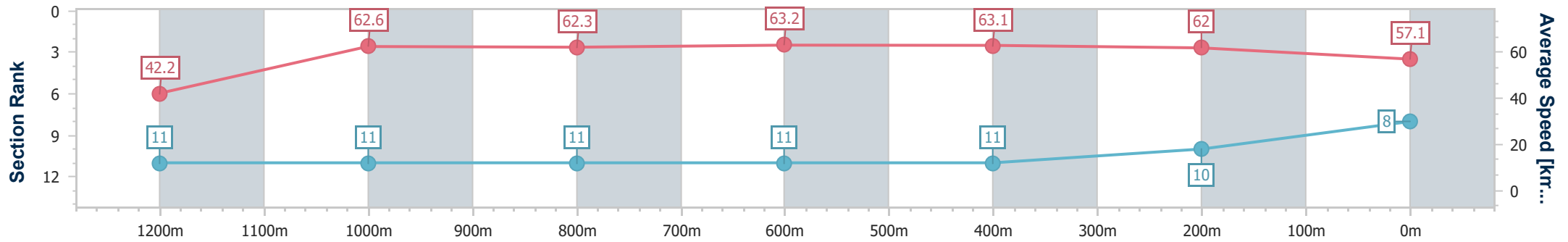
Sunshine Coast QLD Professional
Race 4: CLOPF ARENA SURFACES BENCHMARK 60 Handicap - 1300m



01 September 2024 - 15:01

Track Rating: Good 4, Weather: Fine, Rail Position: +7m Entire

Section	Overall	1200m	1000m	800m	600m	400m	200m
Section Times	1:18.83 [8] (0:08.55)	1:10.28 [11] (0:11.50)	0:58.78 [11] (0:11.64)	0:47.14 [11] (0:11.54)	0:35.60 [11] (0:11.36)	0:24.24 [11] (0:11.60)	0:12.64 [10] (0:12.64)
Average Speed [km/h]	42.2	62.6	62.3	63.2	63.1	62.0	57.1
Top Speed [km/h]	59.9	64.7	63.5	63.6	64.0	63.8	59.9
Avg. Dist. to Rail [m]	8.6	4.9	3.2	1.6	0.4	0.8	2.8
Avg. Stride Freq. [Hz]	2.0	2.2	2.2	2.2	2.2	2.2	2.1
Avg. Stride Length [m]	5.8	7.7	7.8	7.8	7.9	7.9	7.5



- [] Ranking at each section and finish
- .-.- No data available at this section
- NA No data available



Horse/Jockey Name	Frosty Bear
Final Rank	9
Fastest Section Time (Section)	0:08.21 (Overall)
Top Speed [km/h] (Section)	67.8 (1000m)
Race State	Finished



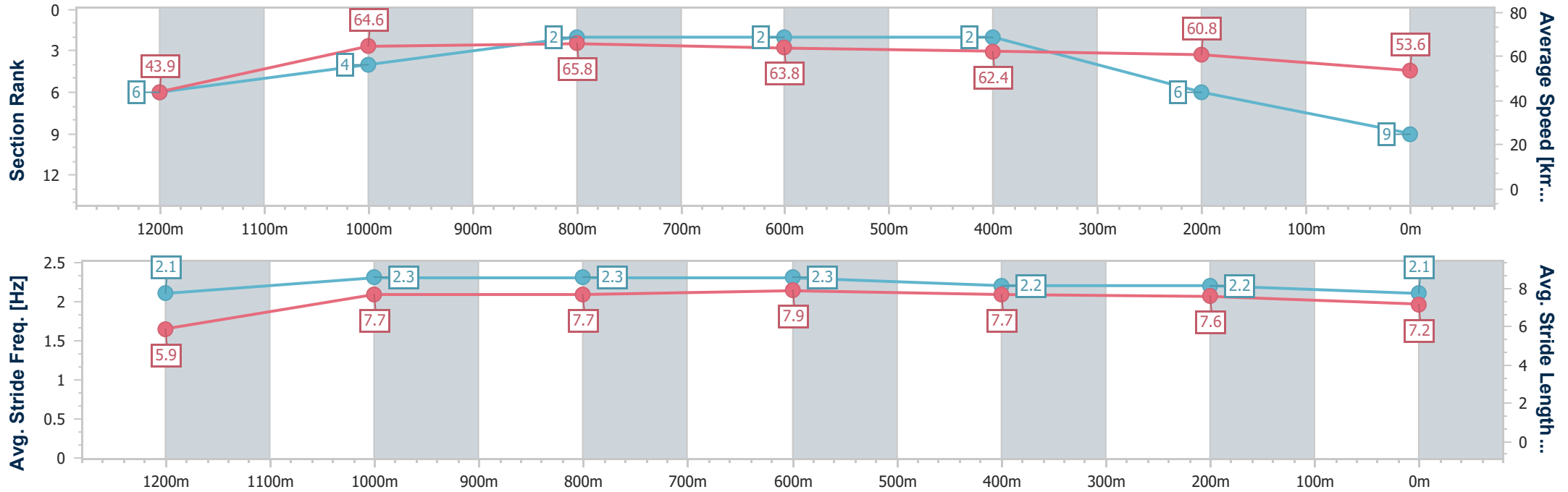
Sunshine Coast QLD Professional
Race 4: CLOPF ARENA SURFACES BENCHMARK 60 Handicap - 1300m



01 September 2024 - 15:01

Track Rating: Good 4, Weather: Fine, Rail Position: +7m Entire

Section	Overall	1200m	1000m	800m	600m	400m	200m
Section Times	1:18.93 [9] (0:08.21)	1:10.72 [6] (0:11.14)	0:59.58 [4] (0:11.11)	0:48.47 [2] (0:11.50)	0:36.97 [2] (0:11.70)	0:25.27 [2] (0:11.88)	0:13.39 [6] (0:13.39)
Average Speed [km/h]	43.9	64.6	65.8	63.8	62.4	60.8	53.6
Top Speed [km/h]	62.3	66.2	67.8	64.4	63.3	62.7	57.6
Avg. Dist. to Rail [m]	10.7	5.8	4.2	3.8	2.7	2.6	2.3
Avg. Stride Freq. [Hz]	2.1	2.3	2.3	2.3	2.2	2.2	2.1
Avg. Stride Length [m]	5.9	7.7	7.7	7.9	7.7	7.6	7.2



- [] Ranking at each section and finish
- .-.- No data available at this section
- NA No data available



Horse/Jockey Name	Yidabah
Final Rank	10
Fastest Section Time (Section)	0:08.26 (Overall)
Top Speed [km/h] (Section)	64.5 (600m)
Race State	Finished



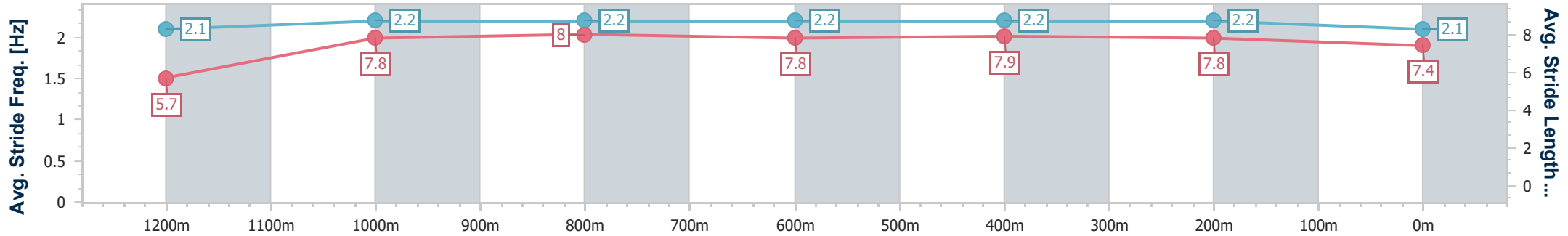
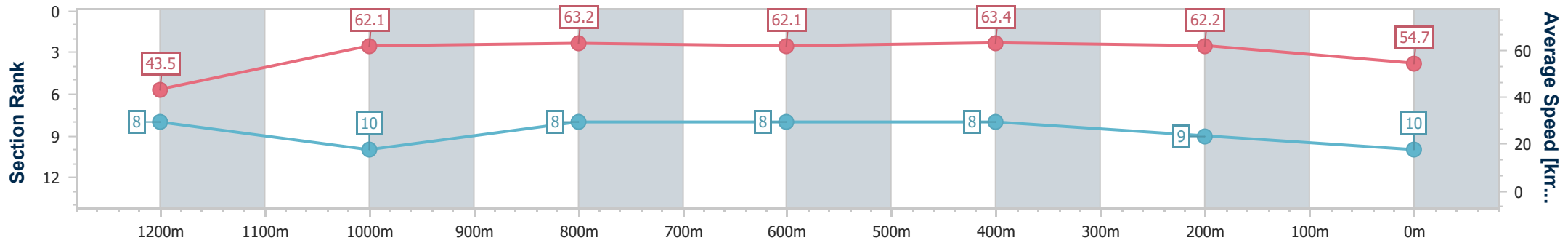
Sunshine Coast QLD Professional
Race 4: CLOPF ARENA SURFACES BENCHMARK 60 Handicap - 1300m



01 September 2024 - 15:01

Track Rating: Good 4, Weather: Fine, Rail Position: +7m Entire

Section	Overall	1200m	1000m	800m	600m	400m	200m
Section Times	1:19.12 [10] (0:08.26)	1:10.86 [8] (0:11.59)	0:59.27 [10] (0:11.47)	0:47.80 [8] (0:11.67)	0:36.13 [8] (0:11.38)	0:24.75 [8] (0:11.61)	0:13.14 [9] (0:13.14)
Average Speed [km/h]	43.5	62.1	63.2	62.1	63.4	62.2	54.7
Top Speed [km/h]	59.8	63.5	64.1	63.8	64.5	63.8	58.4
Avg. Dist. to Rail [m]	2.7	2.3	2.0	1.6	0.6	1.1	1.1
Avg. Stride Freq. [Hz]	2.1	2.2	2.2	2.2	2.2	2.2	2.1
Avg. Stride Length [m]	5.7	7.8	8.0	7.8	7.9	7.8	7.4



- [] Ranking at each section and finish
- .-.- No data available at this section
- NA No data available



Horse/Jockey Name	Press Lightly
Final Rank	11
Fastest Section Time (Section)	0:08.35 (Overall)
Top Speed [km/h] (Section)	64.1 (1200m)
Race State	Finished



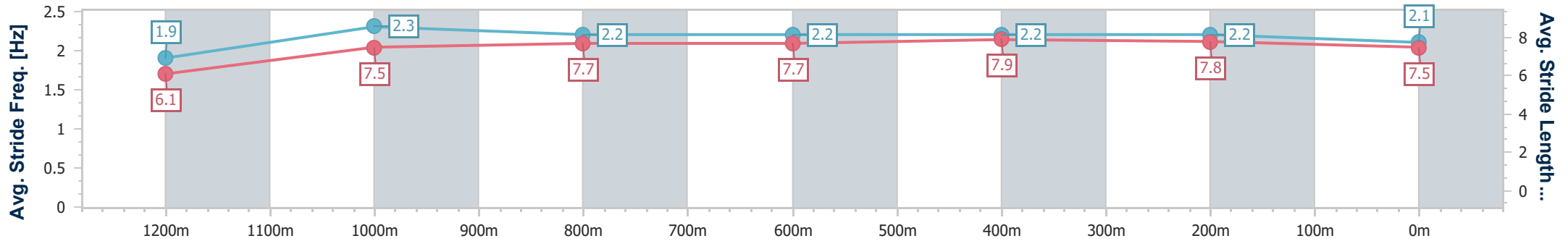
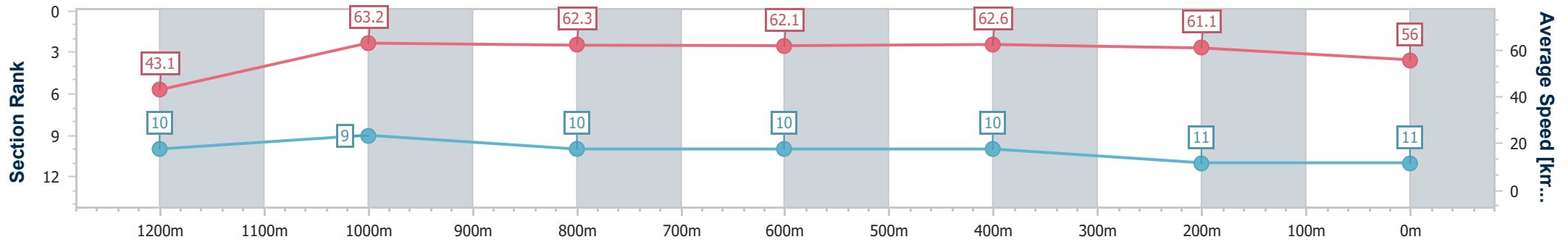
Sunshine Coast QLD Professional
Race 4: CLOPF ARENA SURFACES BENCHMARK 60 Handicap - 1300m



01 September 2024 - 15:01

Track Rating: Good 4, Weather: Fine, Rail Position: +7m Entire

Section	Overall	1200m	1000m	800m	600m	400m	200m
Section Times	1:19.20 [11] (0:08.35)	1:10.85 [10] (0:11.42)	0:59.43 [9] (0:11.64)	0:47.79 [10] (0:11.72)	0:36.07 [10] (0:11.45)	0:24.62 [10] (0:11.79)	0:12.83 [11] (0:12.83)
Average Speed [km/h]	43.1	63.2	62.3	62.1	62.6	61.1	56.0
Top Speed [km/h]	59.9	64.1	63.4	62.4	62.7	62.2	58.6
Avg. Dist. to Rail [m]	7.5	4.0	3.4	1.7	0.6	1.9	2.8
Avg. Stride Freq. [Hz]	1.9	2.3	2.2	2.2	2.2	2.2	2.1
Avg. Stride Length [m]	6.1	7.5	7.7	7.7	7.9	7.8	7.5



- [] Ranking at each section and finish
- .-.- No data available at this section
- NA No data available



Sunshine Coast QLD Professional
Race 5: SCRDA THANKS OUR VOLUNTEERS Colts, Geldings and
Entires BENCHMARK 60 Handicap - 1000m
01 September 2024 - 15:35



Track Rating: Good 4, Weather: Fine, Rail Position: +7m Entire

Section				Overall	800m	600m	400m	200m	Last 600m				
Field Times				0:57.57 (0:13.01)	0:44.56 (0:10.44)	0:34.12 (0:10.92)	0:23.20 (0:11.21)	0:11.99 (0:11.99)	0:00.00				
Rank	TAB	Horse/Jockey	Barrier	Top Speed [km/h]	Fastest Section			Margin	Distance Travelled [m]				
1	6	LOST HIS BEANS James Orman	8	71.2 800m	0:10.40 800m	0:57.57 [1] (0:13.55)	0:44.02 [7] (0:10.40)	0:33.62 [5] (0:10.77)	0:22.85 [5] (0:10.93)	0:11.92 [3] (0:11.92)	0:57.57	0:33.62	
2	7	THE PLAYER Justin Huxtable	1	70.0 800m	0:10.56 800m	0:57.69 [2] (0:13.59)	0:44.10 [8] (0:10.56)	0:33.54 [7] (0:10.83)	0:22.71 [8] (0:10.91)	0:11.80 [5] (0:11.80)	0.5L	0:33.54	-6
3	11	GALLERY MASTER Nathan Thomas	5	69.8 800m	0:10.52 800m	0:57.82 [3] (0:13.33)	0:44.49 [4] (0:10.52)	0:33.97 [4] (0:10.86)	0:23.11 [4] (0:10.92)	0:12.19 [2] (0:12.19)	1.3L	0:33.97	-3
4	8	MR POLAR Brodie Moffat	10	69.8 Overall	0:10.44 800m	0:57.88 [4] (0:13.01)	0:44.87 [1] (0:10.44)	0:34.43 [1] (0:10.92)	0:23.51 [1] (0:11.21)	0:12.30 [1] (0:12.30)	1.5L	0:34.43	-4
5	10	KERNEL BOOM Jag Guthmann-Chester	4	69.5 600m	0:10.59 600m	0:00.00 [5] (0:13.52)	0:13.52 [5] (0:10.75)	0:24.27 [9] (0:10.59)	0:34.86 [6] (0:00.00)	-:--:--	1.8L	0:10.59	----
6	5	OSTERBERG Corey Sutherland	3	70.7 800m	0:10.42 800m	0:58.09 [6] (0:13.32)	0:44.77 [3] (0:10.42)	0:34.35 [3] (0:10.91)	0:23.44 [3] (0:11.17)	0:12.27 [4] (0:12.27)	2.6L	0:34.35	-5
7	1	GROOMED Jake Bayliss	11	69.5 800m	0:10.58 800m	0:58.16 [7] (0:13.93)	0:44.23 [10] (0:10.58)	0:33.65 [10] (0:10.88)	0:22.77 [10] (0:10.94)	0:11.83 [9] (0:11.83)	2.9L	0:33.65	-5
8	4	I AM A MARVEL Emily Lang	2	68.8 800m	0:10.70 800m	0:58.25 [8] (0:13.54)	0:44.71 [6] (0:10.70)	0:34.01 [8] (0:10.86)	0:23.15 [9] (0:11.09)	0:12.06 [8] (0:12.06)	3.3L	0:34.01	-5
9	3	EXTREMAARTY Micheal Hellyer	7	71.9 800m	0:10.46 800m	0:58.46 [9] (0:13.69)	0:44.77 [9] (0:10.46)	0:34.31 [6] (0:10.81)	0:23.50 [7] (0:11.02)	0:12.48 [7] (0:12.48)	4.6L	0:34.31	+1
10	9	CURRY LEGEND Tahlia Fenlon	9	71.5 Overall	0:10.40 800m	0:59.20 [10] (0:13.07)	0:46.13 [2] (0:10.40)	0:35.73 [2] (0:11.05)	0:24.68 [2] (0:11.41)	0:13.27 [6] (0:13.27)	8.9L	0:35.73	-6

Scratched: Little Vista (#2)

[] Ranking at each section and finish
 -:--:-- No data available at this section
 NA No data available

SCN Saddle cloth number
 DNF Did not finish
 DNT Did not track



Horse/Jockey Name	Lost His Beans
Final Rank	1
Fastest Section Time (Section)	0:10.40 (800m)
Top Speed [km/h] (Section)	71.2 (800m)
Race State	Finished



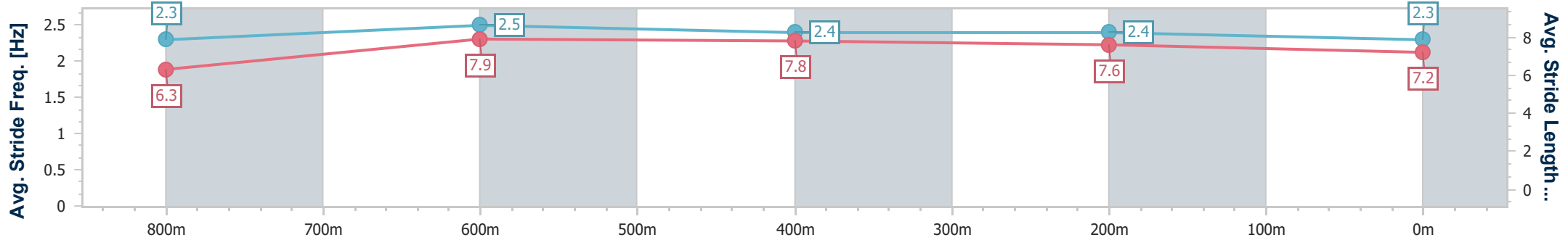
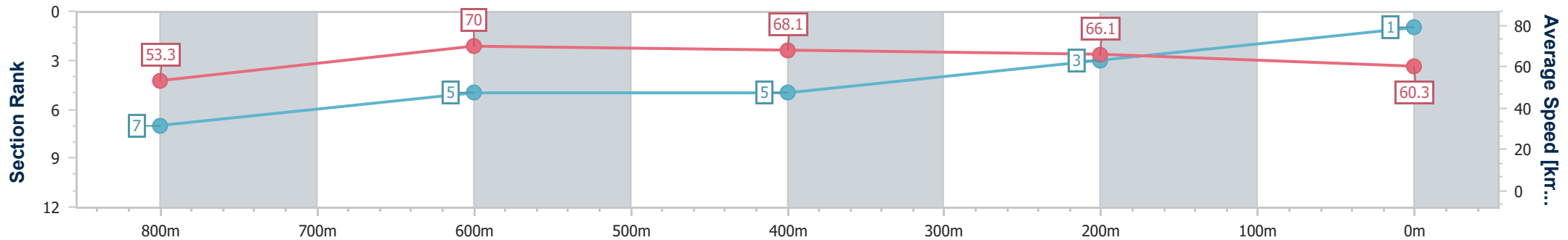
Sunshine Coast QLD Professional
Race 5: SCRDA THANKS OUR VOLUNTEERS Colts, Geldings
and Entires BENCHMARK 60 Handicap - 1000m



01 September 2024 - 15:35

Track Rating: Good 4, Weather: Fine, Rail Position: +7m Entire

Section	Overall	800m	600m	400m	200m
Section Times	0:57.57 [1] (0:13.55)	0:44.02 [7] (0:10.40)	0:33.62 [5] (0:10.77)	0:22.85 [5] (0:10.93)	0:11.92 [3] (0:11.92)
Average Speed [km/h]	53.3	70.0	68.1	66.1	60.3
Top Speed [km/h]	69.8	71.2	69.0	67.0	65.2
Avg. Dist. to Rail [m]	6.2	2.9	3.7	7.9	5.4
Avg. Stride Freq. [Hz]	2.3	2.5	2.4	2.4	2.3
Avg. Stride Length [m]	6.3	7.9	7.8	7.6	7.2



- [] Ranking at each section and finish
- .-.- No data available at this section
- NA No data available



Horse/Jockey Name	The Player
Final Rank	2
Fastest Section Time (Section)	0:10.56 (800m)
Top Speed [km/h] (Section)	70.0 (800m)
Race State	Finished



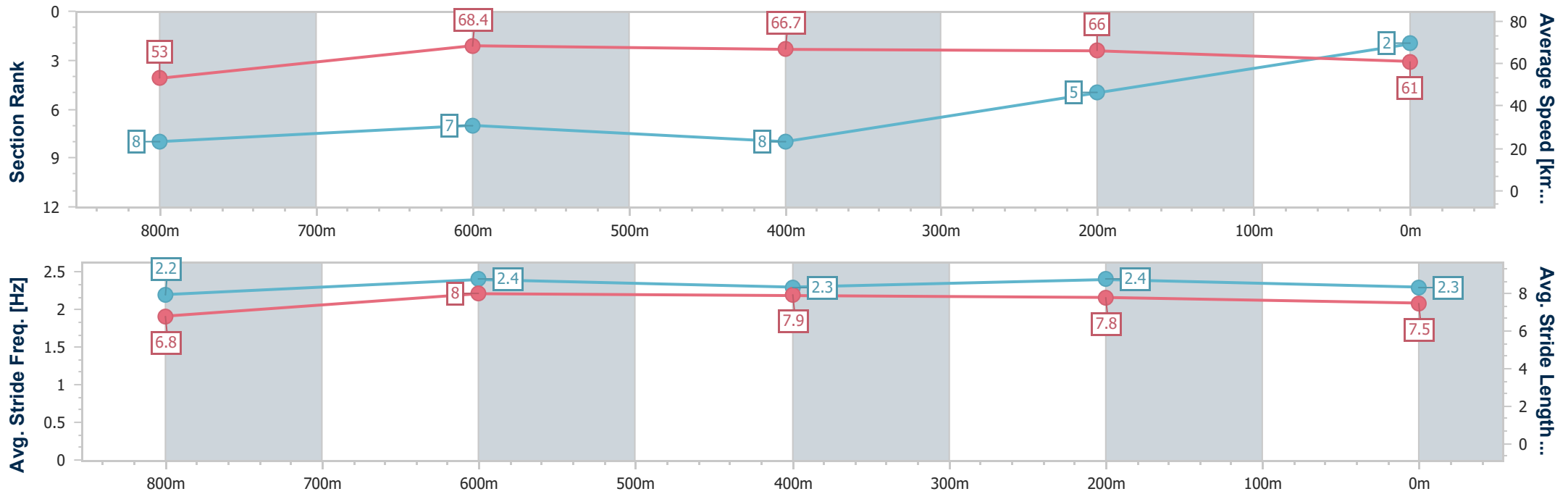
Sunshine Coast QLD Professional
Race 5: SCRDA THANKS OUR VOLUNTEERS Colts, Geldings
and Entires BENCHMARK 60 Handicap - 1000m



01 September 2024 - 15:35

Track Rating: Good 4, Weather: Fine, Rail Position: +7m Entire

Section	Overall	800m	600m	400m	200m
Section Times	0:57.69 [2] (0:13.59)	0:44.10 [8] (0:10.56)	0:33.54 [7] (0:10.83)	0:22.71 [8] (0:10.91)	0:11.80 [5] (0:11.80)
Average Speed [km/h]	53.0	68.4	66.7	66.0	61.0
Top Speed [km/h]	68.9	70.0	67.7	67.2	64.1
Avg. Dist. to Rail [m]	2.4	1.0	0.3	2.3	2.2
Avg. Stride Freq. [Hz]	2.2	2.4	2.3	2.4	2.3
Avg. Stride Length [m]	6.8	8.0	7.9	7.8	7.5



- [] Ranking at each section and finish
- .-.- No data available at this section
- NA No data available



Horse/Jockey Name	Gallery Master
Final Rank	3
Fastest Section Time (Section)	0:10.52 (800m)
Top Speed [km/h] (Section)	69.8 (800m)
Race State	Finished



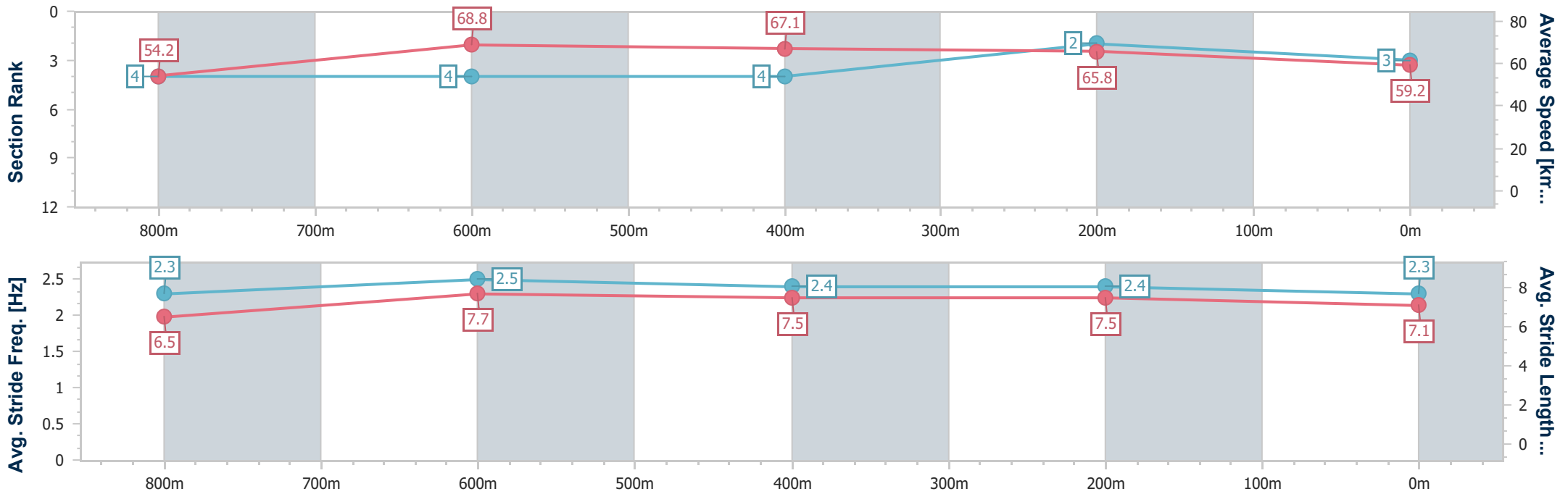
Sunshine Coast QLD Professional
Race 5: SCRDA THANKS OUR VOLUNTEERS Colts, Geldings
and Entires BENCHMARK 60 Handicap - 1000m



01 September 2024 - 15:35

Track Rating: Good 4, Weather: Fine, Rail Position: +7m Entire

Section	Overall	800m	600m	400m	200m
Section Times	0:57.82 [3] (0:13.33)	0:44.49 [4] (0:10.52)	0:33.97 [4] (0:10.86)	0:23.11 [4] (0:10.92)	0:12.19 [2] (0:12.19)
Average Speed [km/h]	54.2	68.8	67.1	65.8	59.2
Top Speed [km/h]	68.5	69.8	68.6	69.0	62.7
Avg. Dist. to Rail [m]	5.4	2.4	1.4	5.7	5.5
Avg. Stride Freq. [Hz]	2.3	2.5	2.4	2.4	2.3
Avg. Stride Length [m]	6.5	7.7	7.5	7.5	7.1



- [] Ranking at each section and finish
- .-.- No data available at this section
- NA No data available



Horse/Jockey Name	Mr Polar
Final Rank	4
Fastest Section Time (Section)	0:10.44 (800m)
Top Speed [km/h] (Section)	69.8 (Overall)
Race State	Finished



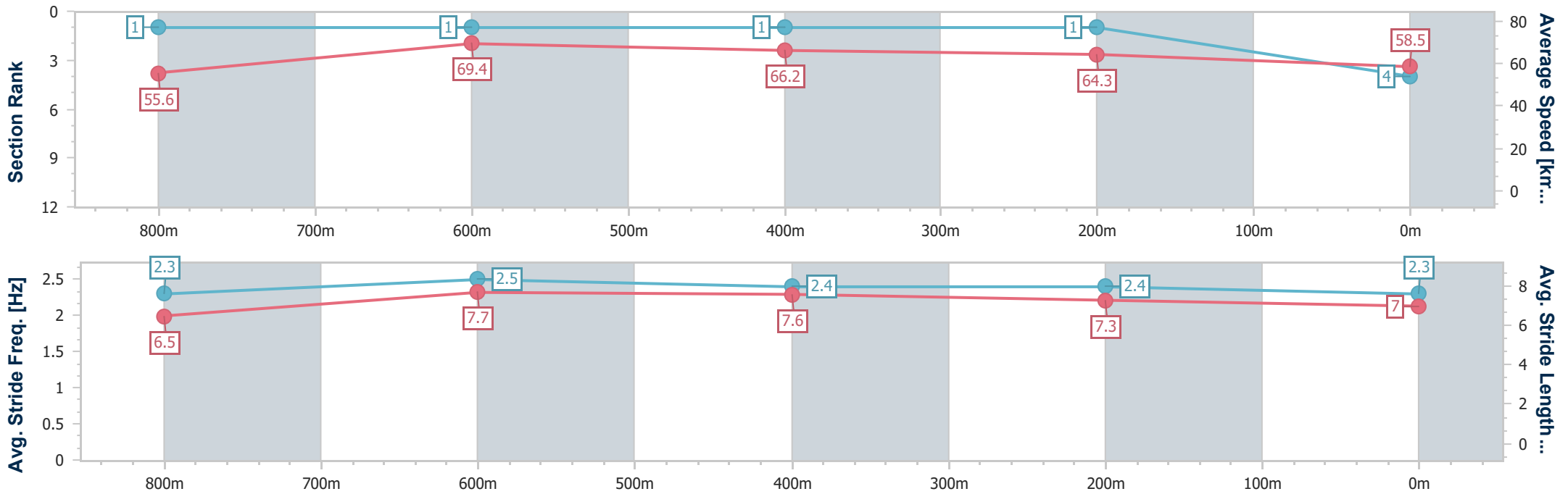
Sunshine Coast QLD Professional
 Race 5: SCRDA THANKS OUR VOLUNTEERS Colts, Geldings
 and Entires BENCHMARK 60 Handicap - 1000m



01 September 2024 - 15:35

Track Rating: Good 4, Weather: Fine, Rail Position: +7m Entire

Section	Overall	800m	600m	400m	200m
Section Times	0:57.88 [4] (0:13.01)	0:44.87 [1] (0:10.44)	0:34.43 [1] (0:10.92)	0:23.51 [1] (0:11.21)	0:12.30 [1] (0:12.30)
Average Speed [km/h]	55.6	69.4	66.2	64.3	58.5
Top Speed [km/h]	69.8	69.8	67.5	66.2	63.1
Avg. Dist. to Rail [m]	8.0	2.5	0.7	3.1	3.3
Avg. Stride Freq. [Hz]	2.3	2.5	2.4	2.4	2.3
Avg. Stride Length [m]	6.5	7.7	7.6	7.3	7.0



- [] Ranking at each section and finish
- .-.- No data available at this section
- NA No data available



Horse/Jockey Name	Kernel Boom
Final Rank	5
Fastest Section Time (Section)	0:10.59 (600m)
Top Speed [km/h] (Section)	69.5 (600m)
Race State	Finished



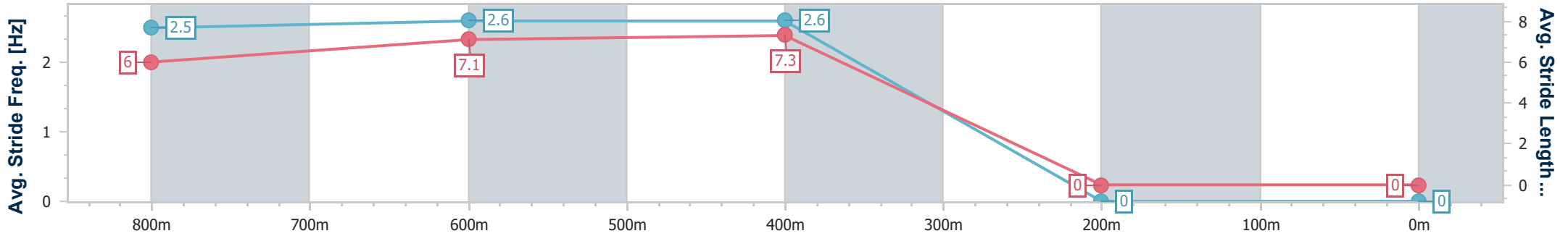
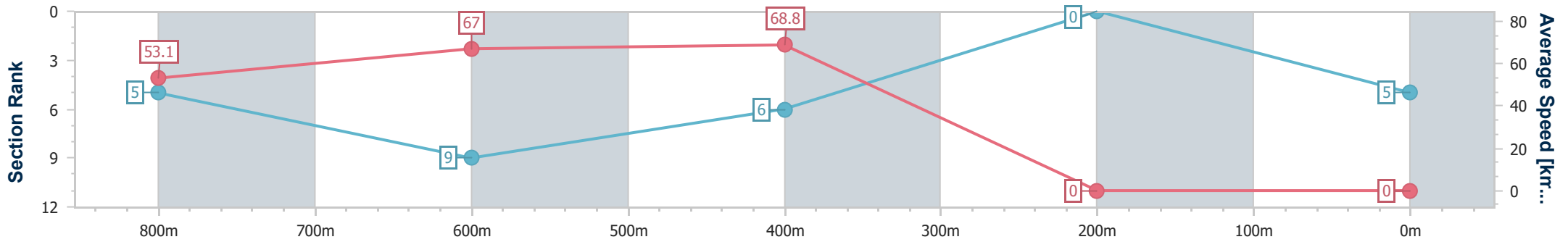
Sunshine Coast QLD Professional
Race 5: SCRDA THANKS OUR VOLUNTEERS Colts, Geldings
and Entires BENCHMARK 60 Handicap - 1000m



01 September 2024 - 15:35

Track Rating: Good 4, Weather: Fine, Rail Position: +7m Entire

Section	Overall	800m	600m	400m	200m
Section Times	0:00.00 [5] (0:13.52)	0:13.52 [5] (0:10.75)	0:24.27 [9] (0:10.59)	0:34.86 [6] (0:00.00)	-:--:--
Average Speed [km/h]	53.1	67.0	68.8	0.0	0.0
Top Speed [km/h]	63.4	68.9	69.5	--	--
Avg. Dist. to Rail [m]	4.7	5.2	1.7	0.0	0.0
Avg. Stride Freq. [Hz]	2.5	2.6	2.6	--	--
Avg. Stride Length [m]	6.0	7.1	7.3	--	--



- [] Ranking at each section and finish
- :--:-- No data available at this section
- NA No data available



Horse/Jockey Name	Osterberg
Final Rank	6
Fastest Section Time (Section)	0:10.42 (800m)
Top Speed [km/h] (Section)	70.7 (800m)
Race State	Finished



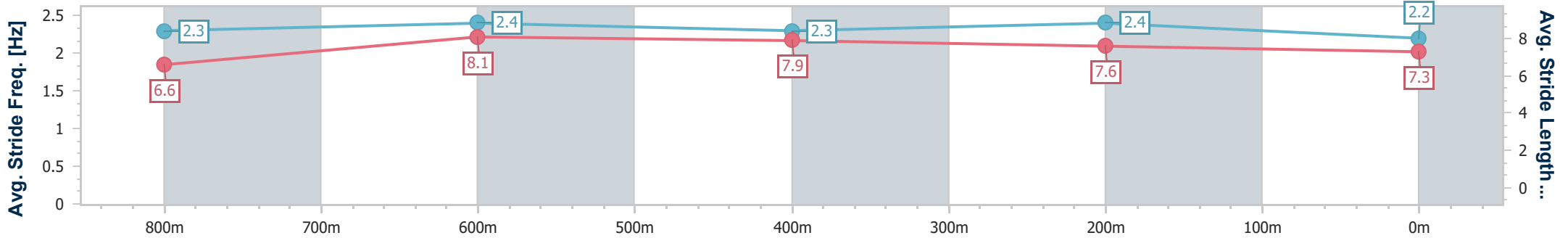
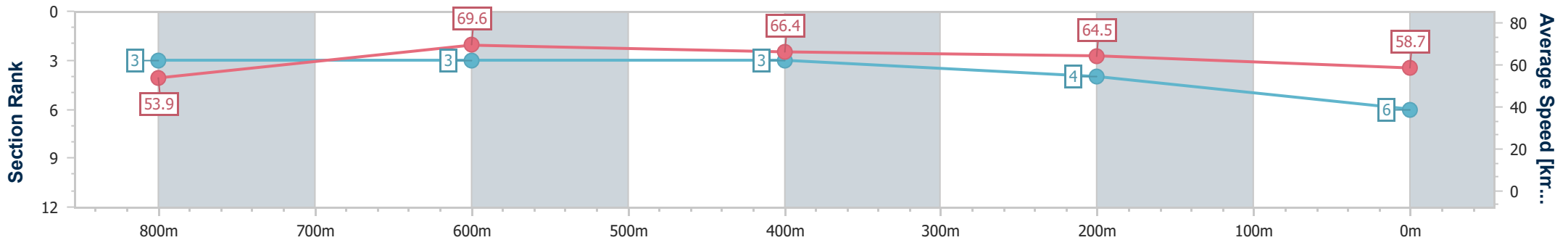
Sunshine Coast QLD Professional
 Race 5: SCRDA THANKS OUR VOLUNTEERS Colts, Geldings
 and Entires BENCHMARK 60 Handicap - 1000m



01 September 2024 - 15:35

Track Rating: Good 4, Weather: Fine, Rail Position: +7m Entire

Section	Overall	800m	600m	400m	200m
Section Times	0:58.09 [6] (0:13.32)	0:44.77 [3] (0:10.42)	0:34.35 [3] (0:10.91)	0:23.44 [3] (0:11.17)	0:12.27 [4] (0:12.27)
Average Speed [km/h]	53.9	69.6	66.4	64.5	58.7
Top Speed [km/h]	69.9	70.7	67.3	67.2	62.1
Avg. Dist. to Rail [m]	3.5	1.3	1.4	4.1	4.5
Avg. Stride Freq. [Hz]	2.3	2.4	2.3	2.4	2.2
Avg. Stride Length [m]	6.6	8.1	7.9	7.6	7.3



- [] Ranking at each section and finish
- .-.- No data available at this section
- NA No data available



Horse/Jockey Name	Groomed
Final Rank	7
Fastest Section Time (Section)	0:10.58 (800m)
Top Speed [km/h] (Section)	69.5 (800m)
Race State	Finished



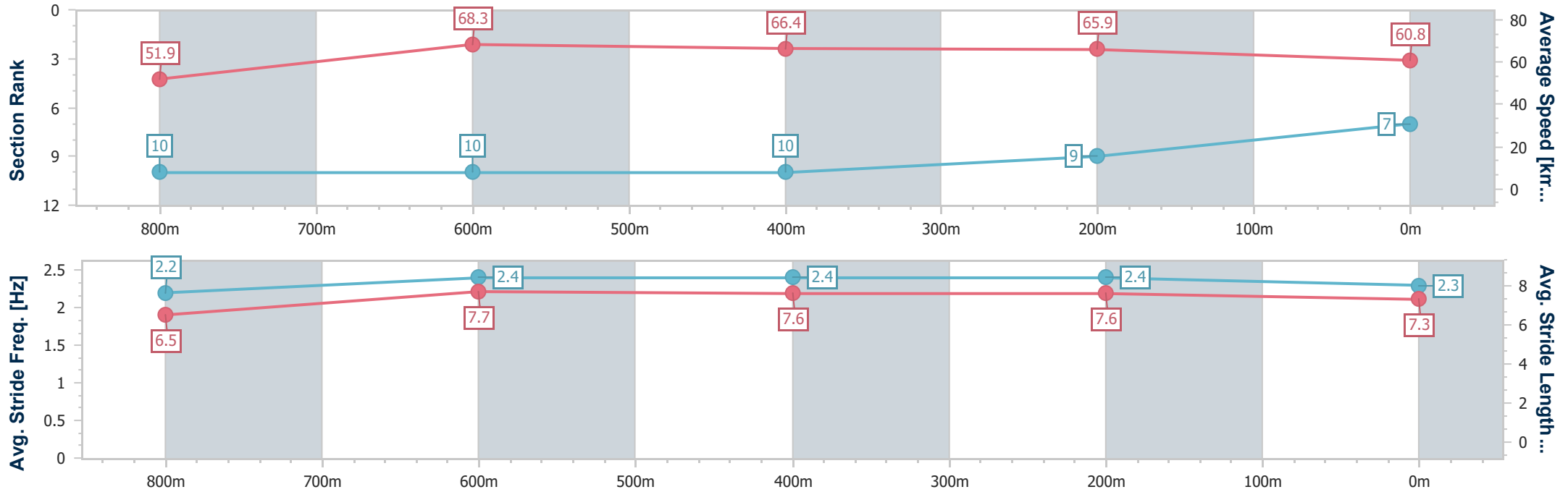
Sunshine Coast QLD Professional
 Race 5: SCRDA THANKS OUR VOLUNTEERS Colts, Geldings
 and Entires BENCHMARK 60 Handicap - 1000m



01 September 2024 - 15:35

Track Rating: Good 4, Weather: Fine, Rail Position: +7m Entire

Section	Overall	800m	600m	400m	200m
Section Times	0:58.16 [7] (0:13.93)	0:44.23 [10] (0:10.58)	0:33.65 [10] (0:10.88)	0:22.77 [10] (0:10.94)	0:11.83 [9] (0:11.83)
Average Speed [km/h]	51.9	68.3	66.4	65.9	60.8
Top Speed [km/h]	68.6	69.5	67.8	67.2	64.5
Avg. Dist. to Rail [m]	7.0	1.4	0.5	3.3	3.7
Avg. Stride Freq. [Hz]	2.2	2.4	2.4	2.4	2.3
Avg. Stride Length [m]	6.5	7.7	7.6	7.6	7.3



- [] Ranking at each section and finish
- .-.- No data available at this section
- NA No data available



Horse/Jockey Name	I Am A Marvel
Final Rank	8
Fastest Section Time (Section)	0:10.70 (800m)
Top Speed [km/h] (Section)	68.8 (800m)
Race State	Finished



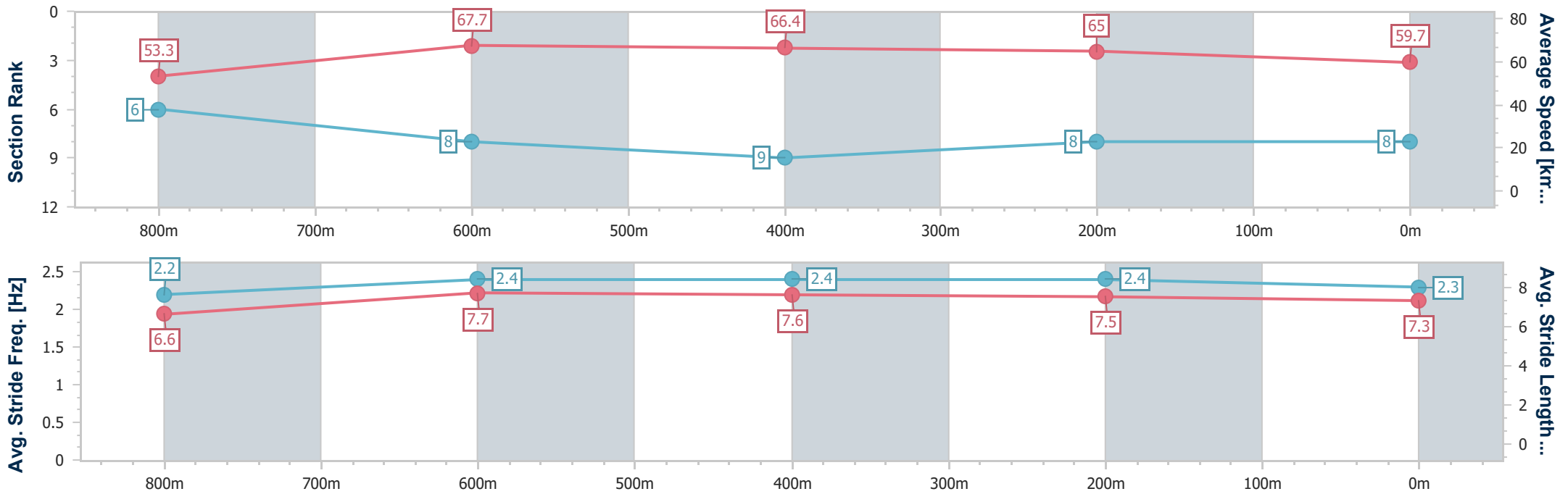
Sunshine Coast QLD Professional
 Race 5: SCRDA THANKS OUR VOLUNTEERS Colts, Geldings
 and Entires BENCHMARK 60 Handicap - 1000m



01 September 2024 - 15:35

Track Rating: Good 4, Weather: Fine, Rail Position: +7m Entire

Section	Overall	800m	600m	400m	200m
Section Times	0:58.25 [8] (0:13.54)	0:44.71 [6] (0:10.70)	0:34.01 [8] (0:10.86)	0:23.15 [9] (0:11.09)	0:12.06 [8] (0:12.06)
Average Speed [km/h]	53.3	67.7	66.4	65.0	59.7
Top Speed [km/h]	68.3	68.8	67.6	66.7	62.5
Avg. Dist. to Rail [m]	3.3	1.9	0.6	2.4	2.7
Avg. Stride Freq. [Hz]	2.2	2.4	2.4	2.4	2.3
Avg. Stride Length [m]	6.6	7.7	7.6	7.5	7.3



- [] Ranking at each section and finish
- .-.- No data available at this section
- NA No data available



Horse/Jockey Name	Extremaarty
Final Rank	9
Fastest Section Time (Section)	0:10.46 (800m)
Top Speed [km/h] (Section)	71.9 (800m)
Race State	Finished



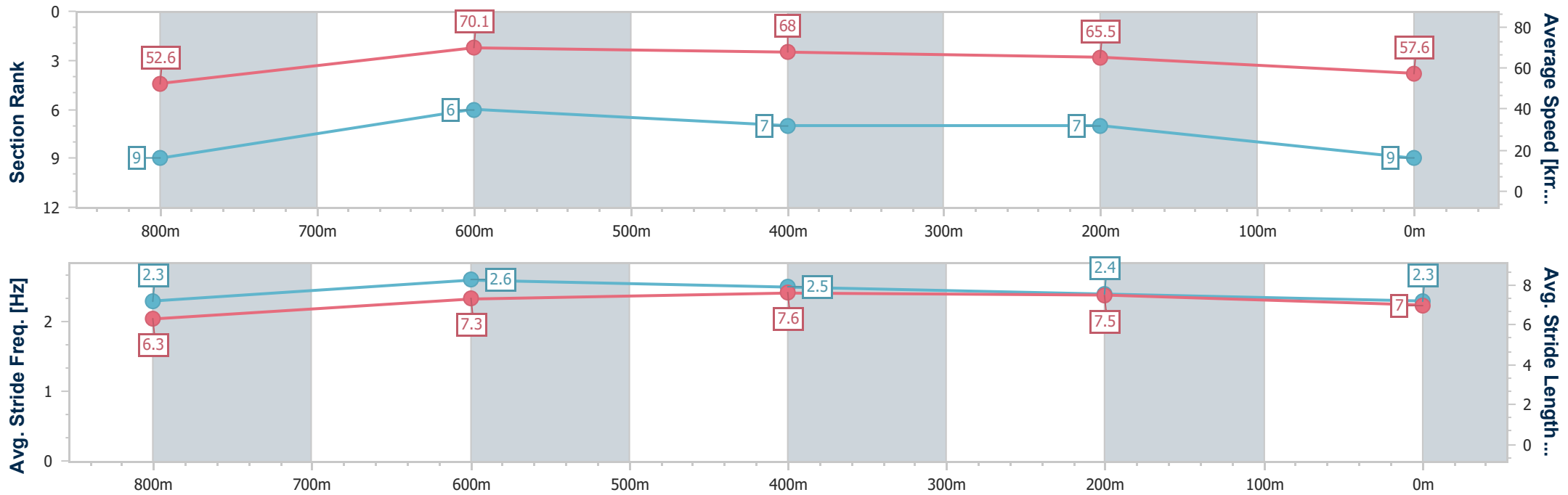
Sunshine Coast QLD Professional
 Race 5: SCRDA THANKS OUR VOLUNTEERS Colts, Geldings
 and Entires BENCHMARK 60 Handicap - 1000m



01 September 2024 - 15:35

Track Rating: Good 4, Weather: Fine, Rail Position: +7m Entire

Section	Overall	800m	600m	400m	200m
Section Times	0:58.46 [9] (0:13.69)	0:44.77 [9] (0:10.46)	0:34.31 [6] (0:10.81)	0:23.50 [7] (0:11.02)	0:12.48 [7] (0:12.48)
Average Speed [km/h]	52.6	70.1	68.0	65.5	57.6
Top Speed [km/h]	69.3	71.9	70.3	67.2	62.1
Avg. Dist. to Rail [m]	5.2	4.5	4.0	6.7	6.0
Avg. Stride Freq. [Hz]	2.3	2.6	2.5	2.4	2.3
Avg. Stride Length [m]	6.3	7.3	7.6	7.5	7.0



- [] Ranking at each section and finish
- .-.- No data available at this section
- NA No data available



Horse/Jockey Name	Curry Legend
Final Rank	10
Fastest Section Time (Section)	0:10.40 (800m)
Top Speed [km/h] (Section)	71.5 (Overall)
Race State	Finished



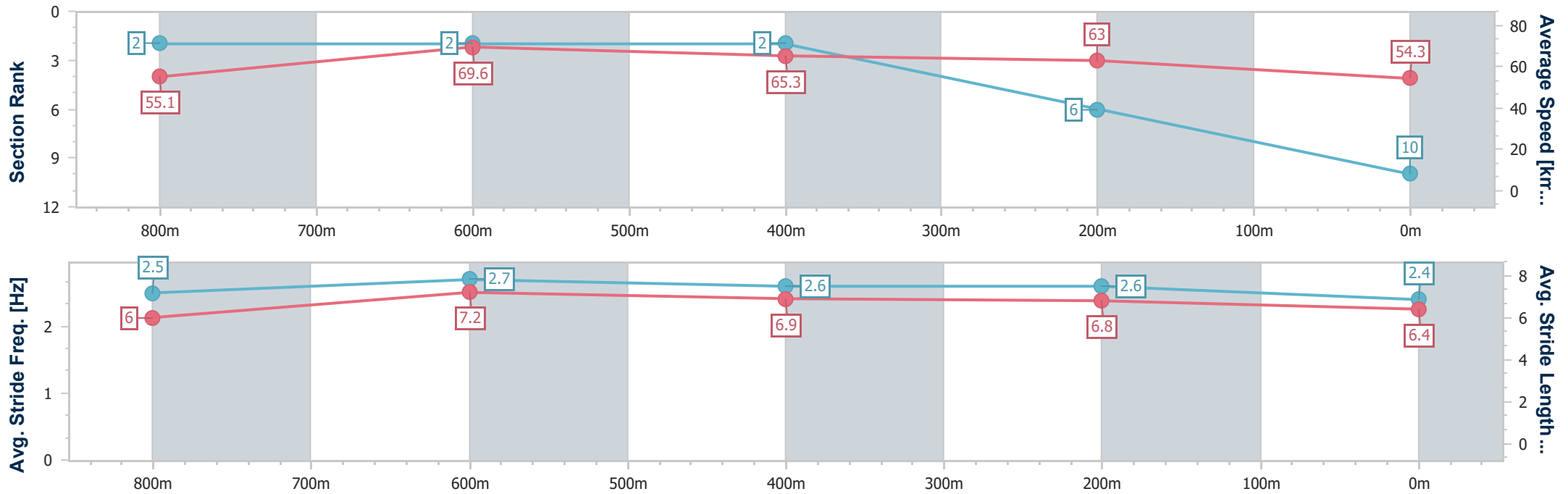
Sunshine Coast QLD Professional
 Race 5: SCRDA THANKS OUR VOLUNTEERS Colts, Geldings
 and Entires BENCHMARK 60 Handicap - 1000m



01 September 2024 - 15:35

Track Rating: Good 4, Weather: Fine, Rail Position: +7m Entire

Section	Overall	800m	600m	400m	200m
Section Times	0:59.20 [10] (0:13.07)	0:46.13 [2] (0:10.40)	0:35.73 [2] (0:11.05)	0:24.68 [2] (0:11.41)	0:13.27 [6] (0:13.27)
Average Speed [km/h]	55.1	69.6	65.3	63.0	54.3
Top Speed [km/h]	71.5	71.5	67.6	65.4	59.8
Avg. Dist. to Rail [m]	6.7	0.8	0.3	0.7	0.5
Avg. Stride Freq. [Hz]	2.5	2.7	2.6	2.6	2.4
Avg. Stride Length [m]	6.0	7.2	6.9	6.8	6.4



- [] Ranking at each section and finish
- .-.- No data available at this section
- NA No data available



Sunshine Coast QLD Professional
Race 6: DRESSAGE QLD Fillies and Mares BENCHMARK 60 Handicap - 1000m
01 September 2024 - 16:10



Track Rating: Good 4, Weather: Fine, Rail Position: +7m Entire

Section				Overall	800m	600m	400m	200m	Last 600m				
Field Times				0:57.30 (0:12.91)	0:44.39 (0:10.22)	0:34.17 (0:10.94)	0:23.23 (0:11.40)	0:11.83 (0:11.83)	0:34.17				
Rank	TAB	Horse/Jockey	Barrier	Top Speed [km/h]	Fastest Section	Margin						Distance Travelled [m]	
1	3	SUPER DAISY Paul Hamblin	11	72.5 Overall	0:10.47 800m	0:57.30 [1] (0:13.04)	0:44.26 [3] (0:10.47)	0:33.79 [2] (0:11.06)	0:22.73 [4] (0:11.00)	0:11.73 [3] (0:11.73)	0:57.30	0:33.79	
2	11	SOOBLOND Corey Sutherland	10	70.6 Overall	0:10.70 800m	0:57.62 [2] (0:13.19)	0:44.43 [5] (0:10.70)	0:33.73 [5] (0:10.93)	0:22.80 [5] (0:10.98)	0:11.82 [5] (0:11.82)	1.8L	0:33.73	+3
3	8	ASHILLA Nathan Thomas	1	70.9 800m	0:10.32 800m	0:57.79 [3] (0:13.19)	0:44.60 [4] (0:10.32)	0:34.28 [2] (0:10.90)	0:23.38 [2] (0:11.32)	0:12.06 [4] (0:12.06)	2.6L	0:34.28	+2
4	2	ADALIE Chelsea Baker	2	71.1 Overall	0:10.58 800m	0:57.85 [4] (0:12.97)	0:44.88 [2] (0:10.58)	0:34.30 [4] (0:10.90)	0:23.40 [3] (0:11.02)	0:12.38 [1] (0:12.38)	2.8L	0:34.30	+4
5	5	CITY CHICK Shania Willis	14	70.1 800m	0:10.66 800m	0:58.18 [5] (0:13.48)	0:44.70 [8] (0:10.66)	0:34.04 [8] (0:10.83)	0:23.21 [6] (0:11.08)	0:12.13 [6] (0:12.13)	4.6L	0:34.04	+7
6	10	DEAR PRUDENCE Angela Jones	4	69.9 Overall	0:10.67 800m	0:58.21 [6] (0:13.44)	0:44.77 [7] (0:10.67)	0:34.10 [7] (0:11.01)	0:23.09 [9] (0:11.05)	0:12.04 [7] (0:12.04)	4.7L	0:34.10	+4
7	13	THAT'S ALL GOOD Taylor Marshall	7	69.9 Overall	0:10.55 800m	0:58.31 [7] (0:13.61)	0:44.70 [10] (0:10.55)	0:34.15 [9] (0:10.95)	0:23.20 [8] (0:11.08)	0:12.12 [8] (0:12.12)	5.2L	0:34.15	+3
8	4	MAGIC ISLAND Jag Guthmann-Chester	12	69.6 800m	0:10.52 800m	0:58.36 [8] (0:13.65)	0:44.71 [11] (0:10.52)	0:34.19 [10] (0:11.03)	0:23.16 [10] (0:11.31)	0:11.85 [12] (0:11.85)	5.4L	0:34.19	+4
9	7	ALLUMEUR James Orman	9	70.0 800m	0:10.59 800m	0:58.37 [9] (0:13.75)	0:44.62 [13] (0:10.59)	0:34.03 [11] (0:10.99)	0:23.04 [11] (0:11.16)	0:11.88 [11] (0:11.88)	5.5L	0:34.03	+5
10	6	PLATINUM LIES Dan McGillivray	6	73.0 Overall	0:10.22 800m	0:58.49 [10] (0:12.91)	0:45.58 [1] (0:10.22)	0:35.36 [1] (0:10.94)	0:24.42 [1] (0:11.41)	0:13.01 [2] (0:13.01)	6L	0:35.36	+0

Scratched: Tapis Magique (#12)

[] Ranking at each section and finish
 -:-:- No data available at this section
 NA No data available

SCN Saddle cloth number
 DNF Did not finish
 DNT Did not track



Sunshine Coast QLD Professional
Race 6: DRESSAGE QLD Fillies and Mares BENCHMARK 60 Handicap - 1000m
01 September 2024 - 16:10



Track Rating: Good 4, Weather: Fine, Rail Position: +7m Entire

Section		Overall	800m	600m	400m	200m	Last 600m					
Field Times		0:57.30 (0:12.91)	0:44.39 (0:10.22)	0:34.17 (0:10.94)	0:23.23 (0:11.40)	0:11.83 (0:11.83)	0:34.17					
Rank	TAB Horse/Jockey	Barrier	Top Speed [km/h]	Fastest Section	Margin					Distance Travelled [m]		
11	9 HI JULES Samantha Collett	13	69.2 800m	0:10.81 800m	0:58.50 [11] (0:13.55)	0:44.95 [9] (0:10.81)	0:34.14 [12] (0:11.01)	0:23.13 [12] (0:11.03)	0:12.10 [10] (0:12.10)	6.1L	0:34.14	+7
12	1 MISS MAGNIFICO Justin Huxtable	3	69.5 800m	0:10.54 800m	0:58.56 [12] (0:13.37)	0:45.19 [6] (0:10.54)	0:34.65 [6] (0:11.08)	0:23.57 [7] (0:11.28)	0:12.29 [9] (0:12.29)	6.4L	0:34.65	+5
13	14 ASTIN LANE Stacey Callow	5	70.0 800m	0:10.71 800m	0:58.89 [13] (0:13.73)	0:45.16 [12] (0:10.71)	0:34.45 [13] (0:11.06)	0:23.39 [13] (0:11.20)	0:12.19 [13] (0:12.19)	8.2L	0:34.45	+1

Scratched: Tapis Magique (#12)

[] Ranking at each section and finish
 -:-:-:- No data available at this section
 NA No data available

SCN Saddle cloth number
 DNF Did not finish
 DNT Did not track



Horse/Jockey Name	Super Daisy
Final Rank	1
Fastest Section Time (Section)	0:10.47 (800m)
Top Speed [km/h] (Section)	72.5 (Overall)
Race State	Finished



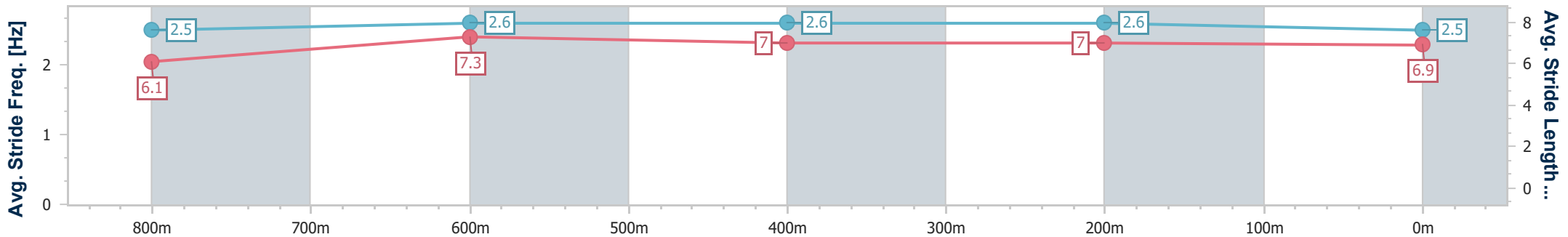
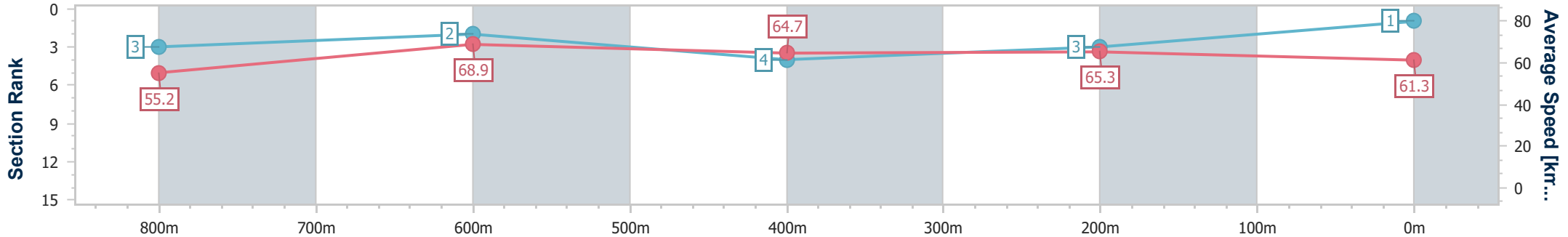
Sunshine Coast QLD Professional
 Race 6: DRESSAGE QLD Fillies and Mares BENCHMARK 60
 Handicap - 1000m



01 September 2024 - 16:10

Track Rating: Good 4, Weather: Fine, Rail Position: +7m Entire

Section	Overall	800m	600m	400m	200m
Section Times	0:57.30 [1] (0:13.04)	0:44.26 [3] (0:10.47)	0:33.79 [2] (0:11.06)	0:22.73 [4] (0:11.00)	0:11.73 [3] (0:11.73)
Average Speed [km/h]	55.2	68.9	64.7	65.3	61.3
Top Speed [km/h]	72.5	72.4	66.4	66.9	64.2
Avg. Dist. to Rail [m]	7.3	1.0	1.0	1.4	1.5
Avg. Stride Freq. [Hz]	2.5	2.6	2.6	2.6	2.5
Avg. Stride Length [m]	6.1	7.3	7.0	7.0	6.9



- [] Ranking at each section and finish
- .-.- No data available at this section
- NA No data available



Horse/Jockey Name	Sooblong
Final Rank	2
Fastest Section Time (Section)	0:10.70 (800m)
Top Speed [km/h] (Section)	70.6 (Overall)
Race State	Finished



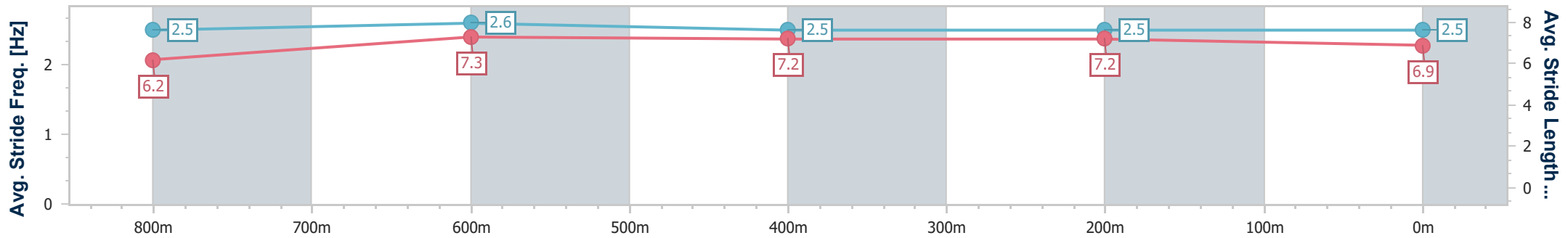
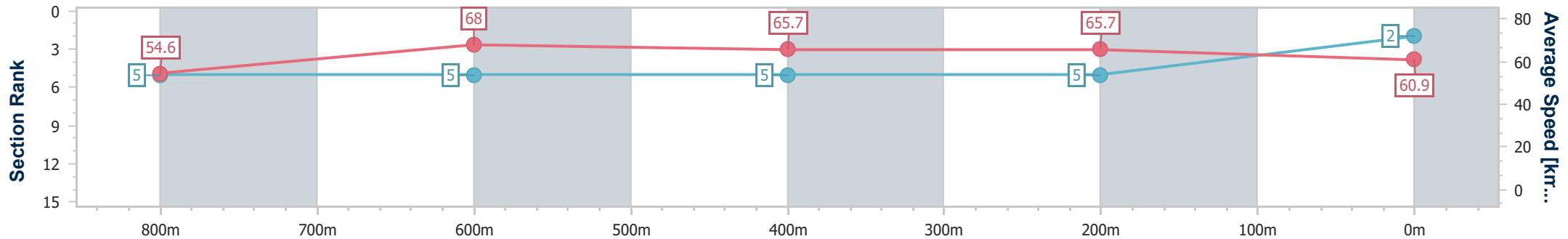
Sunshine Coast QLD Professional
 Race 6: DRESSAGE QLD Fillies and Mares BENCHMARK 60
 Handicap - 1000m



01 September 2024 - 16:10

Track Rating: Good 4, Weather: Fine, Rail Position: +7m Entire

Section	Overall	800m	600m	400m	200m
Section Times	0:57.62 [2] (0:13.19)	0:44.43 [5] (0:10.70)	0:33.73 [5] (0:10.93)	0:22.80 [5] (0:10.98)	0:11.82 [5] (0:11.82)
Average Speed [km/h]	54.6	68.0	65.7	65.7	60.9
Top Speed [km/h]	70.6	70.2	67.1	66.5	64.5
Avg. Dist. to Rail [m]	7.1	2.8	0.4	4.3	6.4
Avg. Stride Freq. [Hz]	2.5	2.6	2.5	2.5	2.5
Avg. Stride Length [m]	6.2	7.3	7.2	7.2	6.9



- [] Ranking at each section and finish
- .-.- No data available at this section
- NA No data available



Horse/Jockey Name	Ashilla
Final Rank	3
Fastest Section Time (Section)	0:10.32 (800m)
Top Speed [km/h] (Section)	70.9 (800m)
Race State	Finished



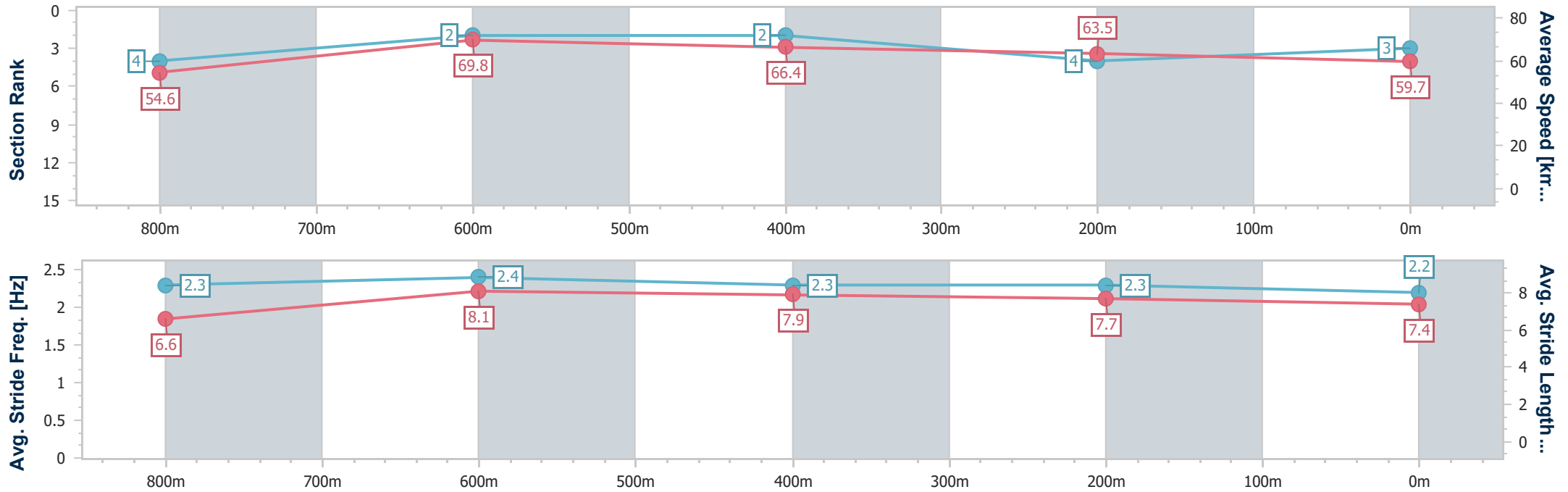
Sunshine Coast QLD Professional
 Race 6: DRESSAGE QLD Fillies and Mares BENCHMARK 60
 Handicap - 1000m



01 September 2024 - 16:10

Track Rating: Good 4, Weather: Fine, Rail Position: +7m Entire

Section	Overall	800m	600m	400m	200m
Section Times	0:57.79 [3] (0:13.19)	0:44.60 [4] (0:10.32)	0:34.28 [2] (0:10.90)	0:23.38 [2] (0:11.32)	0:12.06 [4] (0:12.06)
Average Speed [km/h]	54.6	69.8	66.4	63.5	59.7
Top Speed [km/h]	70.9	70.9	68.3	65.8	61.6
Avg. Dist. to Rail [m]	1.1	0.4	1.3	3.1	3.2
Avg. Stride Freq. [Hz]	2.3	2.4	2.3	2.3	2.2
Avg. Stride Length [m]	6.6	8.1	7.9	7.7	7.4



- [] Ranking at each section and finish
- .-.- No data available at this section
- NA No data available



Horse/Jockey Name	Adalie
Final Rank	4
Fastest Section Time (Section)	0:10.58 (800m)
Top Speed [km/h] (Section)	71.1 (Overall)
Race State	Finished



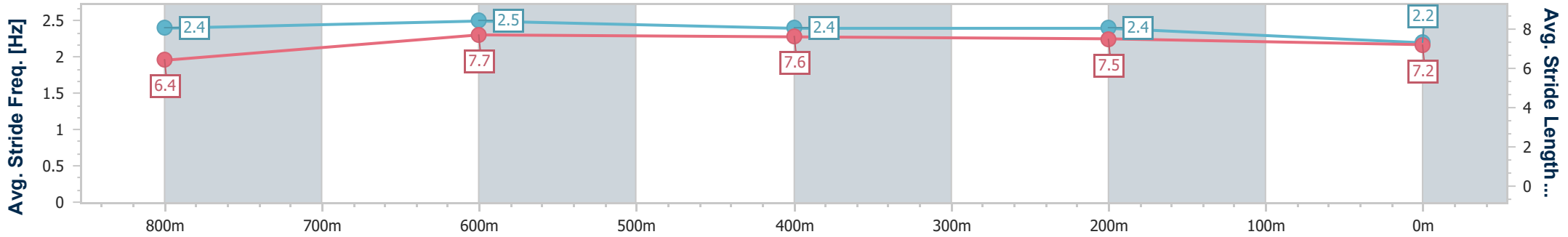
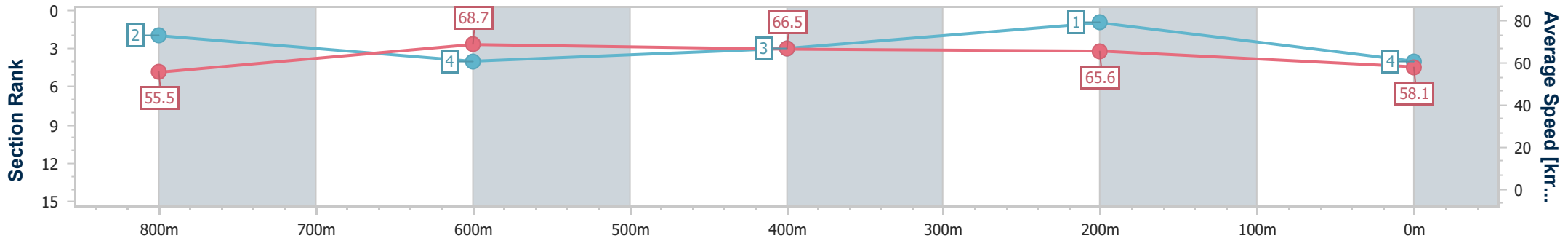
Sunshine Coast QLD Professional
Race 6: DRESSAGE QLD Fillies and Mares BENCHMARK 60
Handicap - 1000m



01 September 2024 - 16:10

Track Rating: Good 4, Weather: Fine, Rail Position: +7m Entire

Section	Overall	800m	600m	400m	200m
Section Times	0:57.85 [4] (0:12.97)	0:44.88 [2] (0:10.58)	0:34.30 [4] (0:10.90)	0:23.40 [3] (0:11.02)	0:12.38 [1] (0:12.38)
Average Speed [km/h]	55.5	68.7	66.5	65.6	58.1
Top Speed [km/h]	71.1	70.4	67.8	67.2	61.9
Avg. Dist. to Rail [m]	3.1	2.1	1.4	3.8	3.9
Avg. Stride Freq. [Hz]	2.4	2.5	2.4	2.4	2.2
Avg. Stride Length [m]	6.4	7.7	7.6	7.5	7.2



- [] Ranking at each section and finish
- .-.- No data available at this section
- NA No data available



Horse/Jockey Name	City Chick
Final Rank	5
Fastest Section Time (Section)	0:10.66 (800m)
Top Speed [km/h] (Section)	70.1 (800m)
Race State	Finished



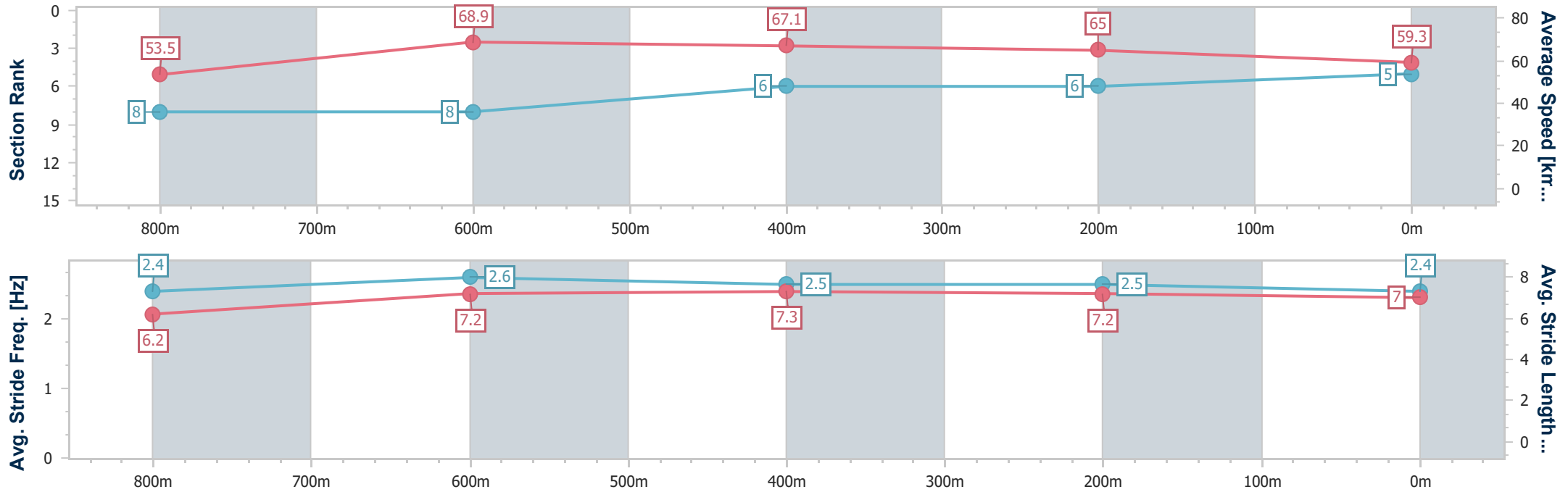
Sunshine Coast QLD Professional
 Race 6: DRESSAGE QLD Fillies and Mares BENCHMARK 60
 Handicap - 1000m



01 September 2024 - 16:10

Track Rating: Good 4, Weather: Fine, Rail Position: +7m Entire

Section	Overall	800m	600m	400m	200m
Section Times	0:58.18 [5] (0:13.48)	0:44.70 [8] (0:10.66)	0:34.04 [8] (0:10.83)	0:23.21 [6] (0:11.08)	0:12.13 [6] (0:12.13)
Average Speed [km/h]	53.5	68.9	67.1	65.0	59.3
Top Speed [km/h]	69.8	70.1	68.3	66.5	63.4
Avg. Dist. to Rail [m]	10.3	4.9	1.9	3.5	4.5
Avg. Stride Freq. [Hz]	2.4	2.6	2.5	2.5	2.4
Avg. Stride Length [m]	6.2	7.2	7.3	7.2	7.0



- [] Ranking at each section and finish
- .-.- No data available at this section
- NA No data available



Horse/Jockey Name	Dear Prudence
Final Rank	6
Fastest Section Time (Section)	0:10.67 (800m)
Top Speed [km/h] (Section)	69.9 (Overall)
Race State	Finished



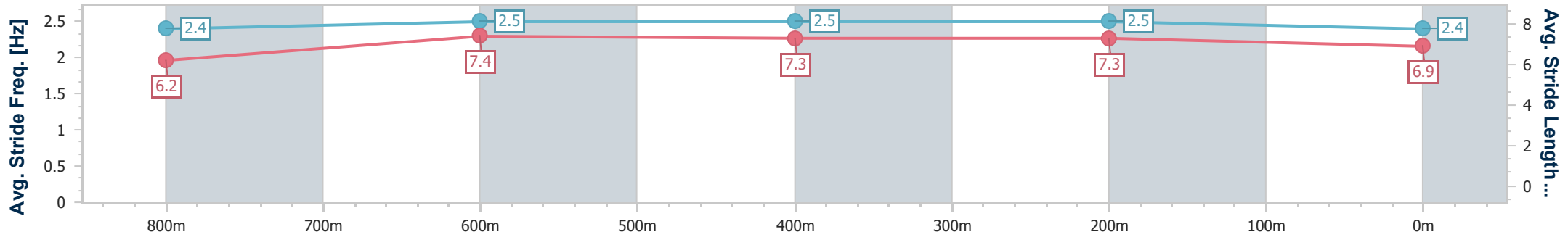
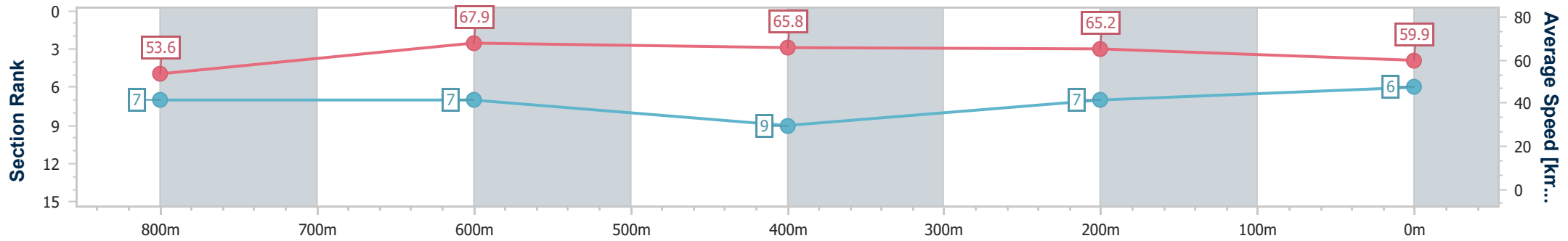
Sunshine Coast QLD Professional
 Race 6: DRESSAGE QLD Fillies and Mares BENCHMARK 60
 Handicap - 1000m



01 September 2024 - 16:10

Track Rating: Good 4, Weather: Fine, Rail Position: +7m Entire

Section	Overall	800m	600m	400m	200m
Section Times	0:58.21 [6] (0:13.44)	0:44.77 [7] (0:10.67)	0:34.10 [7] (0:11.01)	0:23.09 [9] (0:11.05)	0:12.04 [7] (0:12.04)
Average Speed [km/h]	53.6	67.9	65.8	65.2	59.9
Top Speed [km/h]	69.9	69.8	66.2	66.6	63.5
Avg. Dist. to Rail [m]	4.0	1.8	1.1	2.5	3.1
Avg. Stride Freq. [Hz]	2.4	2.5	2.5	2.5	2.4
Avg. Stride Length [m]	6.2	7.4	7.3	7.3	6.9



- [] Ranking at each section and finish
- .-.- No data available at this section
- NA No data available



Horse/Jockey Name	That's All Good
Final Rank	7
Fastest Section Time (Section)	0:10.55 (800m)
Top Speed [km/h] (Section)	69.9 (Overall)
Race State	Finished



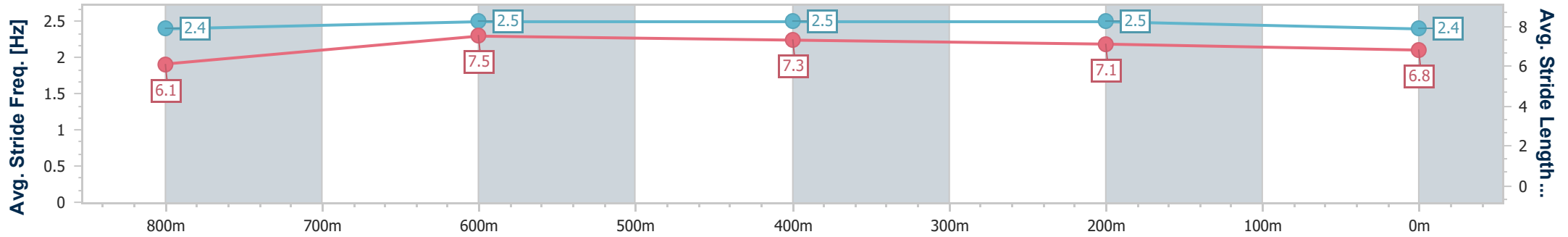
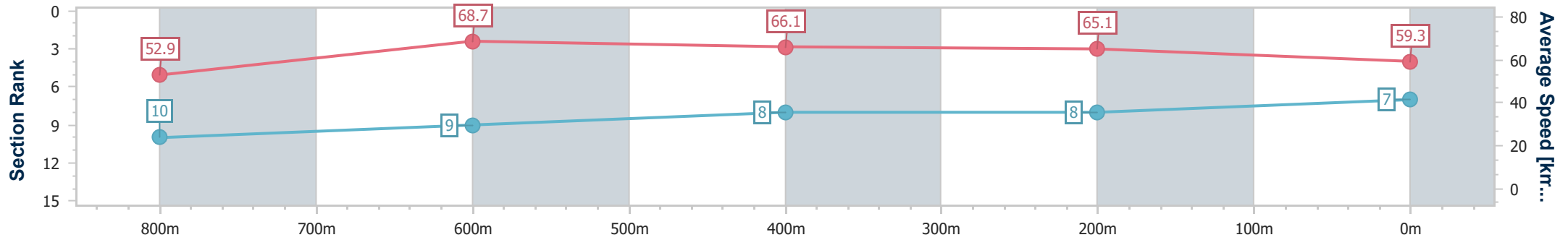
Sunshine Coast QLD Professional
 Race 6: DRESSAGE QLD Fillies and Mares BENCHMARK 60
 Handicap - 1000m



01 September 2024 - 16:10

Track Rating: Good 4, Weather: Fine, Rail Position: +7m Entire

Section	Overall	800m	600m	400m	200m
Section Times	0:58.31 [7] (0:13.61)	0:44.70 [10] (0:10.55)	0:34.15 [9] (0:10.95)	0:23.20 [8] (0:11.08)	0:12.12 [8] (0:12.12)
Average Speed [km/h]	52.9	68.7	66.1	65.1	59.3
Top Speed [km/h]	69.9	69.8	66.9	66.4	62.6
Avg. Dist. to Rail [m]	5.5	1.4	1.1	1.1	1.2
Avg. Stride Freq. [Hz]	2.4	2.5	2.5	2.5	2.4
Avg. Stride Length [m]	6.1	7.5	7.3	7.1	6.8



- [] Ranking at each section and finish
- .-.- No data available at this section
- NA No data available



Horse/Jockey Name	Magic Island
Final Rank	8
Fastest Section Time (Section)	0:10.52 (800m)
Top Speed [km/h] (Section)	69.6 (800m)
Race State	Finished



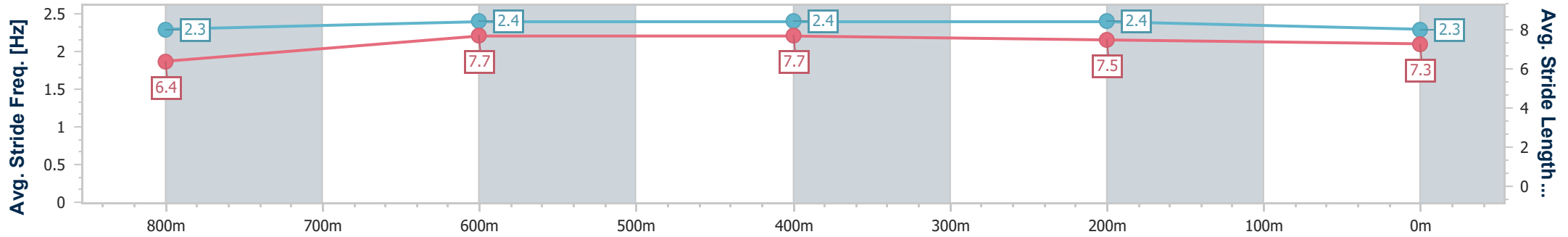
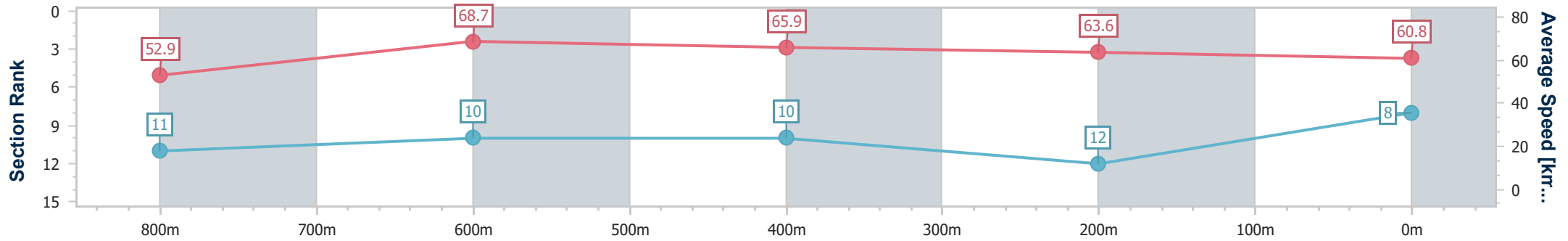
Sunshine Coast QLD Professional
Race 6: DRESSAGE QLD Fillies and Mares BENCHMARK 60
Handicap - 1000m



01 September 2024 - 16:10

Track Rating: Good 4, Weather: Fine, Rail Position: +7m Entire

Section	Overall	800m	600m	400m	200m
Section Times	0:58.36 [8] (0:13.65)	0:44.71 [11] (0:10.52)	0:34.19 [10] (0:11.03)	0:23.16 [10] (0:11.31)	0:11.85 [12] (0:11.85)
Average Speed [km/h]	52.9	68.7	65.9	63.6	60.8
Top Speed [km/h]	69.5	69.6	67.0	67.1	63.7
Avg. Dist. to Rail [m]	7.8	2.3	1.1	4.4	5.8
Avg. Stride Freq. [Hz]	2.3	2.4	2.4	2.4	2.3
Avg. Stride Length [m]	6.4	7.7	7.7	7.5	7.3



- [] Ranking at each section and finish
- .-.- No data available at this section
- NA No data available



Horse/Jockey Name	Allumeur
Final Rank	9
Fastest Section Time (Section)	0:10.59 (800m)
Top Speed [km/h] (Section)	70.0 (800m)
Race State	Finished



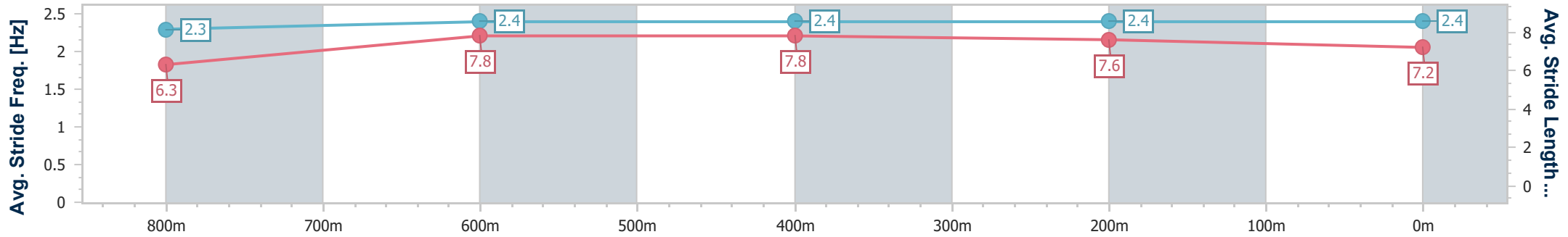
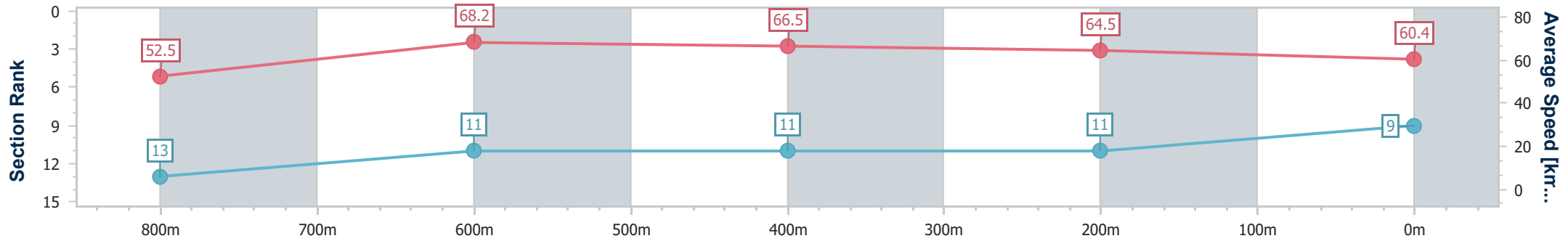
Sunshine Coast QLD Professional
 Race 6: DRESSAGE QLD Fillies and Mares BENCHMARK 60
 Handicap - 1000m



01 September 2024 - 16:10

Track Rating: Good 4, Weather: Fine, Rail Position: +7m Entire

Section	Overall	800m	600m	400m	200m
Section Times	0:58.37 [9] (0:13.75)	0:44.62 [13] (0:10.59)	0:34.03 [11] (0:10.99)	0:23.04 [11] (0:11.16)	0:11.88 [11] (0:11.88)
Average Speed [km/h]	52.5	68.2	66.5	64.5	60.4
Top Speed [km/h]	70.0	70.0	67.4	66.1	62.8
Avg. Dist. to Rail [m]	6.3	1.3	2.5	6.0	8.5
Avg. Stride Freq. [Hz]	2.3	2.4	2.4	2.4	2.4
Avg. Stride Length [m]	6.3	7.8	7.8	7.6	7.2



- [] Ranking at each section and finish
- .-.- No data available at this section
- NA No data available



Horse/Jockey Name	Platinum Lies
Final Rank	10
Fastest Section Time (Section)	0:10.22 (800m)
Top Speed [km/h] (Section)	73.0 (Overall)
Race State	Finished



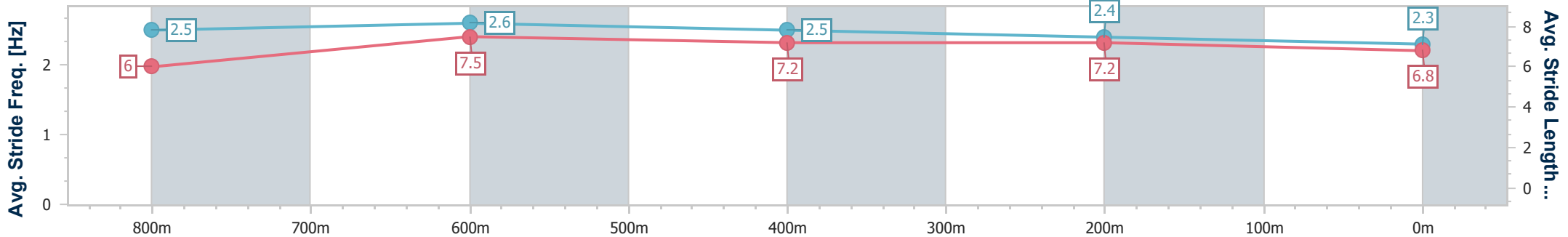
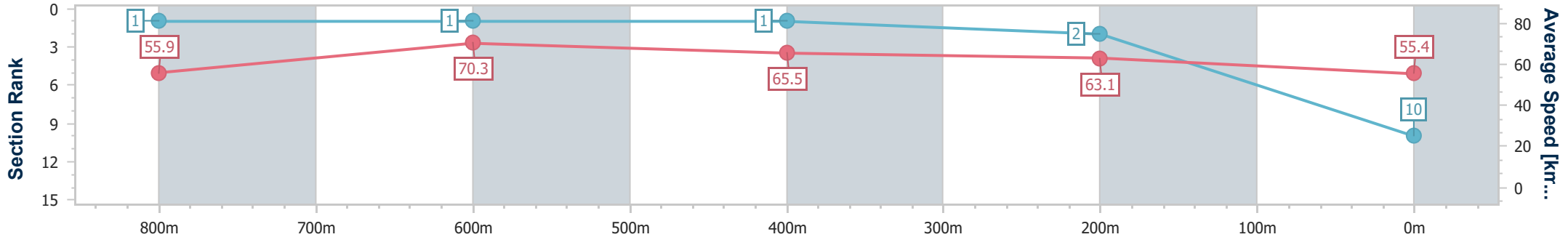
Sunshine Coast QLD Professional
 Race 6: DRESSAGE QLD Fillies and Mares BENCHMARK 60
 Handicap - 1000m



01 September 2024 - 16:10

Track Rating: Good 4, Weather: Fine, Rail Position: +7m Entire

Section	Overall	800m	600m	400m	200m
Section Times	0:58.49 [10] (0:12.91)	0:45.58 [1] (0:10.22)	0:35.36 [1] (0:10.94)	0:24.42 [1] (0:11.41)	0:13.01 [2] (0:13.01)
Average Speed [km/h]	55.9	70.3	65.5	63.1	55.4
Top Speed [km/h]	73.0	73.0	66.7	65.1	59.8
Avg. Dist. to Rail [m]	4.9	0.8	0.9	1.5	2.3
Avg. Stride Freq. [Hz]	2.5	2.6	2.5	2.4	2.3
Avg. Stride Length [m]	6.0	7.5	7.2	7.2	6.8



- [] Ranking at each section and finish
- .-.- No data available at this section
- NA No data available



Horse/Jockey Name	Hi Jules
Final Rank	11
Fastest Section Time (Section)	0:10.81 (800m)
Top Speed [km/h] (Section)	69.2 (800m)
Race State	Finished



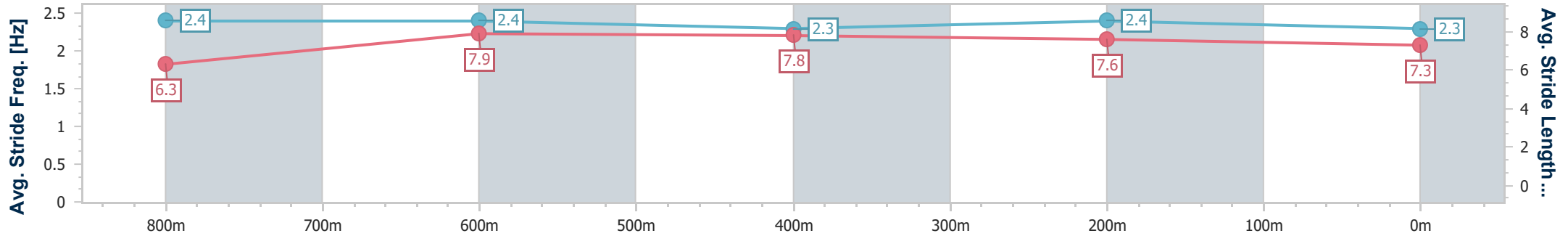
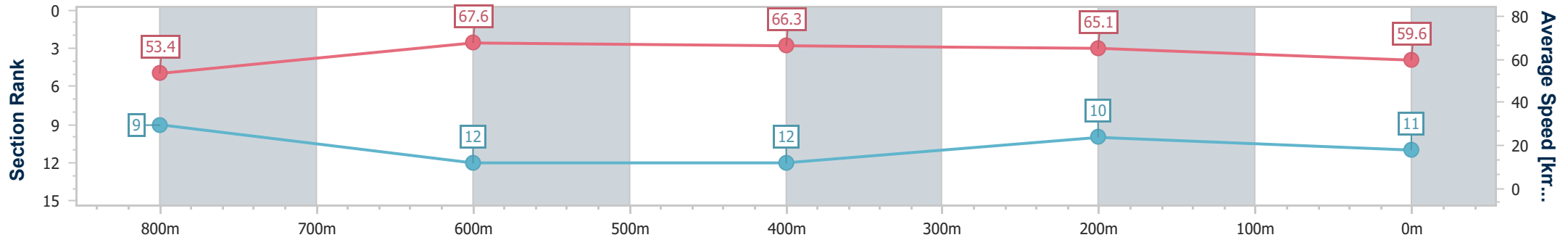
Sunshine Coast QLD Professional
 Race 6: DRESSAGE QLD Fillies and Mares BENCHMARK 60
 Handicap - 1000m



01 September 2024 - 16:10

Track Rating: Good 4, Weather: Fine, Rail Position: +7m Entire

Section	Overall	800m	600m	400m	200m
Section Times	0:58.50 [11] (0:13.55)	0:44.95 [9] (0:10.81)	0:34.14 [12] (0:11.01)	0:23.13 [12] (0:11.03)	0:12.10 [10] (0:12.10)
Average Speed [km/h]	53.4	67.6	66.3	65.1	59.6
Top Speed [km/h]	69.0	69.2	67.6	66.8	62.8
Avg. Dist. to Rail [m]	10.5	4.1	2.6	5.2	6.4
Avg. Stride Freq. [Hz]	2.4	2.4	2.3	2.4	2.3
Avg. Stride Length [m]	6.3	7.9	7.8	7.6	7.3



- [] Ranking at each section and finish
- .-.- No data available at this section
- NA No data available



Horse/Jockey Name	Miss Magnifico
Final Rank	12
Fastest Section Time (Section)	0:10.54 (800m)
Top Speed [km/h] (Section)	69.5 (800m)
Race State	Finished



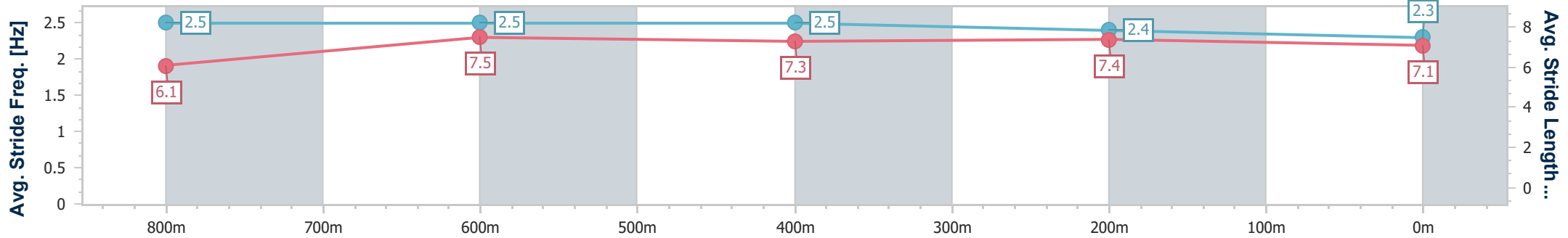
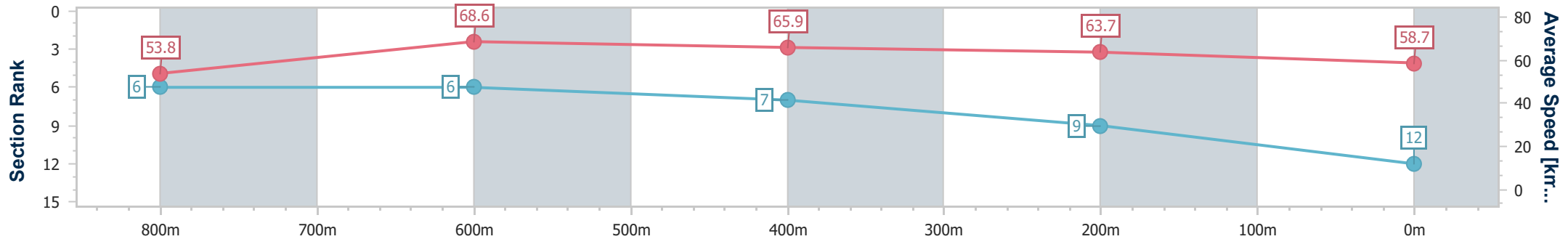
Sunshine Coast QLD Professional
 Race 6: DRESSAGE QLD Fillies and Mares BENCHMARK 60
 Handicap - 1000m



01 September 2024 - 16:10

Track Rating: Good 4, Weather: Fine, Rail Position: +7m Entire

Section	Overall	800m	600m	400m	200m
Section Times	0:58.56 [12] (0:13.37)	0:45.19 [6] (0:10.54)	0:34.65 [6] (0:11.08)	0:23.57 [7] (0:11.28)	0:12.29 [9] (0:12.29)
Average Speed [km/h]	53.8	68.6	65.9	63.7	58.7
Top Speed [km/h]	69.1	69.5	67.3	65.5	62.0
Avg. Dist. to Rail [m]	3.6	1.3	2.1	2.5	2.3
Avg. Stride Freq. [Hz]	2.5	2.5	2.5	2.4	2.3
Avg. Stride Length [m]	6.1	7.5	7.3	7.4	7.1



- [] Ranking at each section and finish
- .-.- No data available at this section
- NA No data available



Horse/Jockey Name	Astin Lane
Final Rank	13
Fastest Section Time (Section)	0:10.71 (800m)
Top Speed [km/h] (Section)	70.0 (800m)
Race State	Finished



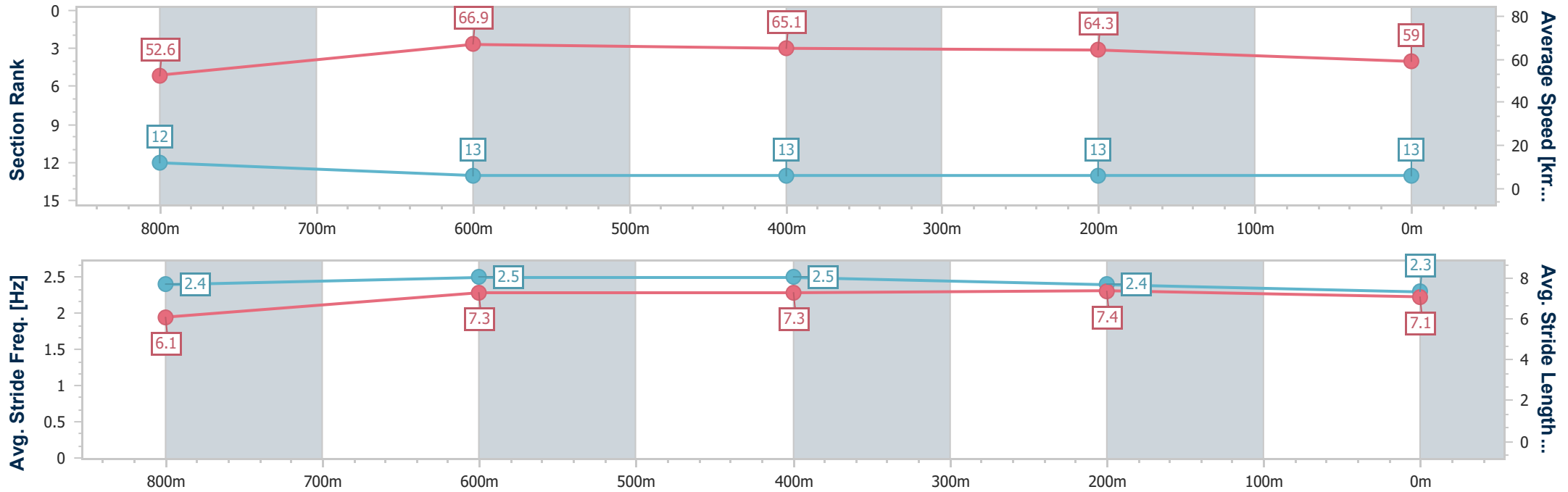
Sunshine Coast QLD Professional
 Race 6: DRESSAGE QLD Fillies and Mares BENCHMARK 60
 Handicap - 1000m



01 September 2024 - 16:10

Track Rating: Good 4, Weather: Fine, Rail Position: +7m Entire

Section	Overall	800m	600m	400m	200m
Section Times	0:58.89 [13] (0:13.73)	0:45.16 [12] (0:10.71)	0:34.45 [13] (0:11.06)	0:23.39 [13] (0:11.20)	0:12.19 [13] (0:12.19)
Average Speed [km/h]	52.6	66.9	65.1	64.3	59.0
Top Speed [km/h]	69.9	70.0	65.9	65.8	62.6
Avg. Dist. to Rail [m]	3.5	0.4	0.5	0.4	0.6
Avg. Stride Freq. [Hz]	2.4	2.5	2.5	2.4	2.3
Avg. Stride Length [m]	6.1	7.3	7.3	7.4	7.1



- [] Ranking at each section and finish
- .-.- No data available at this section
- NA No data available



Sunshine Coast QLD Professional

Race 7: MARTIN COLLINS AUSTRALIA Class 1 Handicap - 2200m

01 September 2024 - 16:45



Track Rating: Good 4, Weather: Fine, Rail Position: +7m Entire

Section		Overall	2000m	1800m	1600m	1400m	1200m	1000m	Last 600m					
Field Times		2:21.54 (0:16.12)	2:05.42 (0:11.86)	1:53.56 (0:12.74)	1:40.82 (0:12.89)	1:27.93 (0:13.30)	1:14.63 (0:12.97)	1:01.66 (0:12.77)	0:36.40					
Rank	TAB	Horse/Jockey	Barrier	Top Speed [km/h]	Fastest Section								Distance Travelled [m]	
1	10	DELORME Trudy Thornton	3	61.8 200m	0:11.88 400m	2:21.54 [1] (0:16.74)	2:04.80 [7] (0:12.37)	1:52.43 [7] (0:12.65)	1:39.78 [7] (0:12.76)	1:27.02 [7] (0:13.17)	1:13.85 [8] (0:12.82)	1:01.03 [8] (0:12.72)	0:36.06	
2	6	FARWEST Jag Guthmann-Chester	4	62.1 400m	0:11.84 400m	2:21.67 [2] (0:16.73)	2:04.94 [6] (0:12.32)	1:52.62 [6] (0:12.67)	1:39.95 [6] (0:12.75)	1:27.20 [6] (0:13.26)	1:13.94 [9] (0:12.94)	1:01.00 [9] (0:12.82)	0:36.06	+7
3	4	SUBAQUA Micheal Hellyer	2	60.7 2000m	0:12.16 400m	2:22.02 [3] (0:16.53)	2:05.49 [4] (0:12.27)	1:53.22 [4] (0:12.72)	1:40.50 [4] (0:12.77)	1:27.73 [4] (0:13.15)	1:14.58 [5] (0:12.80)	1:01.78 [5] (0:12.75)	0:36.72	+1
4	9	BACKLIT BEAUTY Karl Zechner	6	62.1 2000m	0:11.97 2000m	2:22.07 [4] (0:16.28)	2:05.79 [2] (0:11.97)	1:53.82 [2] (0:12.63)	1:41.19 [2] (0:12.98)	1:28.21 [2] (0:13.34)	1:14.87 [2] (0:12.89)	1:01.98 [3] (0:12.82)	0:36.76	+6
5	2	SAVILEO Kyle Wilson-Taylor	5	61.6 600m	0:12.04 400m	2:22.10 [5] (0:16.39)	2:05.71 [3] (0:12.37)	1:53.34 [3] (0:12.66)	1:40.68 [3] (0:12.70)	1:27.98 [3] (0:13.29)	1:14.69 [4] (0:12.93)	1:01.76 [6] (0:12.82)	0:36.68	+7
6	7	DON QUIXOTE Robbie Dolan	15	62.1 600m	0:11.97 400m	2:22.34 [6] (0:17.20)	2:05.14 [11] (0:12.29)	1:52.85 [10] (0:12.58)	1:40.27 [10] (0:12.76)	1:27.51 [10] (0:13.16)	1:14.35 [11] (0:12.95)	1:01.40 [11] (0:12.62)	0:36.65	+2
7	12	ANOTHER DAZZLER Justin Stanley	12	61.0 800m	0:11.95 600m	2:22.40 [7] (0:17.46)	2:04.94 [12] (0:12.43)	1:52.51 [12] (0:12.49)	1:40.02 [12] (0:12.67)	1:27.35 [12] (0:13.17)	1:14.18 [12] (0:13.01)	1:01.17 [12] (0:12.63)	0:36.45	-11
8	8	FIT AND PROPER Samantha Collett	13	60.3 600m	0:12.21 600m	2:23.09 [8] (0:16.68)	2:06.41 [5] (0:12.36)	1:54.05 [5] (0:12.66)	1:41.39 [5] (0:12.63)	1:28.76 [5] (0:13.05)	1:15.71 [3] (0:12.54)	1:03.17 [2] (0:12.73)	0:37.94	+6
9	13	MATSUYAMA Georgina Cartwright	8	61.3 600m	0:12.06 600m	2:23.17 [9] (0:16.91)	2:06.26 [8] (0:12.36)	1:53.90 [8] (0:12.71)	1:41.19 [8] (0:12.72)	1:28.47 [9] (0:13.26)	1:15.21 [10] (0:12.93)	1:02.28 [10] (0:12.83)	0:37.29	+5
10	14	GIRRAMAY Amy Graham	7	61.1 800m	0:12.33 800m	2:23.99 [10] (0:17.08)	2:06.91 [9] (0:12.46)	1:54.45 [11] (0:12.70)	1:41.75 [11] (0:12.64)	1:29.11 [11] (0:12.81)	1:16.30 [6] (0:12.53)	1:03.77 [4] (0:12.61)	0:38.83	+12

Did Not Finish: Around The Buoy (#3)

Scratched: Fernao (#1), Embolden (#5), Son Of Satono (#11)

[] Ranking at each section and finish
 -:-:- No data available at this section
 NA No data available

SCN Saddle cloth number
 DNF Did not finish
 DNT Did not track



Sunshine Coast QLD Professional

Race 7: MARTIN COLLINS AUSTRALIA Class 1 Handicap - 2200m

01 September 2024 - 16:45



Track Rating: Good 4, Weather: Fine, Rail Position: +7m Entire

Section	Overall	2000m	1800m	1600m	1400m	1200m	1000m	Last 600m						
Field Times	2:21.54 (0:16.12)	2:05.42 (0:11.86)	1:53.56 (0:12.74)	1:40.82 (0:12.89)	1:27.93 (0:13.30)	1:14.63 (0:12.97)	1:01.66 (0:12.77)	0:36.40						
Rank	TAB	Horse/Jockey	Barrier	Top Speed [km/h]	Fastest Section				Distance Travelled [m]					
11	15	GENZEE Angela Jones	1	62.3 2000m	0:11.86 2000m	2:25.46 [11] (0:16.12)	2:09.34 [1] (0:11.86)	1:57.48 [1] (0:12.74)	1:44.74 [1] (0:12.89)	1:31.85 [1] (0:13.30)	1:18.55 [1] (0:12.97)	1:05.58 [1] (0:12.78)	0:40.32	+2

Did Not Finish: Around The Buoy (#3)

Scratched: Fernao (#1), Embolden (#5), Son Of Satono (#11)

[] Ranking at each section and finish
 -:-:-:- No data available at this section
 NA No data available

SCN Saddle cloth number
 DNF Did not finish
 DNT Did not track



Sunshine Coast QLD Professional

Race 7: MARTIN COLLINS AUSTRALIA Class 1 Handicap - 2200m

01 September 2024 - 16:45



Track Rating: Good 4, Weather: Fine, Rail Position: +7m Entire

Section										Last 600m		
Field Times		800m	600m	400m	200m							
		0:48.89 (0:12.49)	0:36.40 (0:12.22)	0:24.18 (0:12.04)	0:12.14 (0:12.14)						0:36.40	
Rank	TAB	Horse/Jockey	Barrier	Top Speed [km/h]	Fastest Section					Margin	Distance Travelled [m]	
1	10	DELORME Trudy Thornton	3	61.8 200m	0:11.88 400m	0:48.31 [8] (0:12.25)	0:36.06 [7] (0:12.17)	0:23.89 [8] (0:11.88)	0:12.01 [2] (0:12.01)	2:21.54	0:36.06	
2	6	FARWEST Jag Guthmann-Chester	4	62.1 400m	0:11.84 400m	0:48.18 [9] (0:12.12)	0:36.06 [9] (0:11.95)	0:24.11 [5] (0:11.84)	0:12.27 [1] (0:12.27)	0.8L	0:36.06	+7
3	4	SUBAQUA Micheal Hellyer	2	60.7 2000m	0:12.16 400m	0:49.03 [5] (0:12.31)	0:36.72 [4] (0:12.18)	0:24.54 [3] (0:12.16)	0:12.38 [6] (0:12.38)	2.8L	0:36.72	+1
4	9	BACKLIT BEAUTY Karl Zechner	6	62.1 2000m	0:11.97 2000m	0:49.16 [4] (0:12.40)	0:36.76 [5] (0:12.10)	0:24.66 [2] (0:12.16)	0:12.50 [4] (0:12.50)	3L	0:36.76	+6
5	2	SAVILEO Kyle Wilson-Taylor	5	61.6 600m	0:12.04 400m	0:48.94 [6] (0:12.26)	0:36.68 [6] (0:12.17)	0:24.51 [7] (0:12.04)	0:12.47 [5] (0:12.47)	3.2L	0:36.68	+7
6	7	DON QUIXOTE Robbie Dolan	15	62.1 600m	0:11.97 400m	0:48.78 [10] (0:12.13)	0:36.65 [10] (0:12.02)	0:24.63 [9] (0:11.97)	0:12.66 [7] (0:12.66)	4.5L	0:36.65	+2
7	12	ANOTHER DAZZLER Justin Stanley	12	61.0 800m	0:11.95 600m	0:48.54 [12] (0:12.09)	0:36.45 [12] (0:11.95)	0:24.50 [11] (0:12.04)	0:12.46 [9] (0:12.46)	4.7L	0:36.45	-11
8	8	FIT AND PROPER Samantha Collett	13	60.3 600m	0:12.21 600m	0:50.44 [1] (0:12.50)	0:37.94 [2] (0:12.21)	0:25.73 [1] (0:12.38)	0:13.35 [8] (0:13.35)	8.7L	0:37.94	+6
9	13	MATSUYAMA Georgina Cartwright	8	61.3 600m	0:12.06 600m	0:49.45 [11] (0:12.16)	0:37.29 [11] (0:12.06)	0:25.23 [12] (0:12.08)	0:13.15 [10] (0:13.15)	9L	0:37.29	+5
10	14	GIRRAMAY Amy Graham	7	61.1 800m	0:12.33 800m	0:51.16 [3] (0:12.33)	0:38.83 [3] (0:12.33)	0:26.50 [4] (0:12.55)	0:13.95 [11] (0:13.95)	13.8L	0:38.83	+12

Did Not Finish: Around The Buoy (#3)
Scratched: Fernao (#1), Embolden (#5), Son Of Satono (#11)

[] Ranking at each section and finish
-:--:-- No data available at this section
NA No data available

SCN Saddle cloth number
DNF Did not finish
DNT Did not track



Sunshine Coast QLD Professional

Race 7: MARTIN COLLINS AUSTRALIA Class 1 Handicap - 2200m

01 September 2024 - 16:45



Track Rating: Good 4, Weather: Fine, Rail Position: +7m Entire

Section											
Field Times					800m	600m	400m	200m	Last 600m		
					0:48.89 (0:12.49)	0:36.40 (0:12.22)	0:24.18 (0:12.04)	0:12.14 (0:12.14)	0:36.40		
Rank	TAB	Horse/Jockey	Barrier	Top Speed [km/h]	Fastest Section	Margin				Distance Travelled [m]	
11	15	GENZEE	1	62.3	0:11.86	0:52.80 [2]	0:40.32 [1]	0:27.89 [6]	0:14.89 [12]	22.3L	0:40.32 +2
		Angela Jones		2000m	2000m	(0:12.48)	(0:12.43)	(0:13.00)	(0:14.89)		

Did Not Finish: Around The Buoy (#3)

Scratched: Fernao (#1), Embolden (#5), Son Of Satono (#11)

[] Ranking at each section and finish
 -:-:-:- No data available at this section
 NA No data available

SCN Saddle cloth number
 DNF Did not finish
 DNT Did not track



Horse/Jockey Name	Delorme
Final Rank	1
Fastest Section Time (Section)	0:11.88 (400m)
Top Speed [km/h] (Section)	61.8 (200m)
Race State	Finished



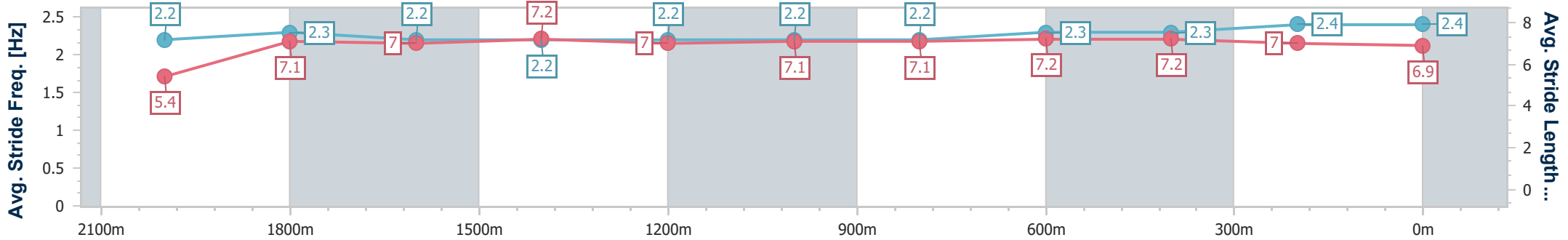
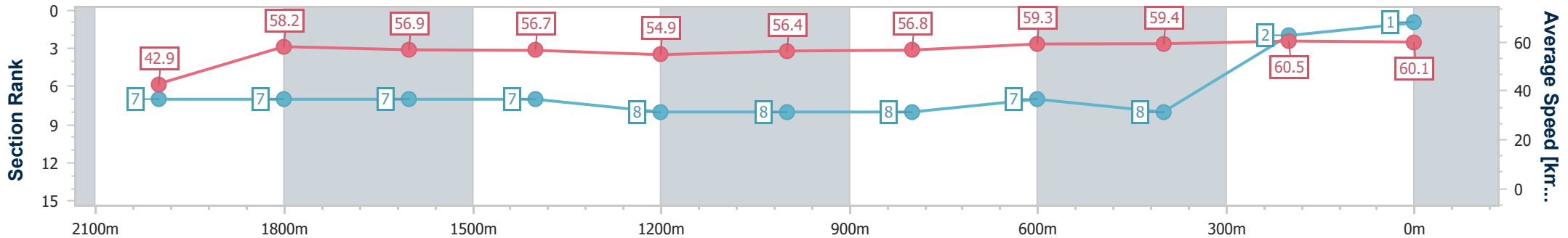
Sunshine Coast QLD Professional
Race 7: MARTIN COLLINS AUSTRALIA Class 1 Handicap - 2200m



01 September 2024 - 16:45

Track Rating: Good 4, Weather: Fine, Rail Position: +7m Entire

Section	Overall	2000m	1800m	1600m	1400m	1200m	1000m	800m	600m	400m	200m
Section Times	2:21.54 [1] (0:16.74)	2:04.80 [7] (0:12.37)	1:52.43 [7] (0:12.65)	1:39.78 [7] (0:12.76)	1:27.02 [7] (0:13.17)	1:13.85 [8] (0:12.82)	1:01.03 [8] (0:12.72)	0:48.31 [8] (0:12.25)	0:36.06 [7] (0:12.17)	0:23.89 [8] (0:11.88)	0:12.01 [2] (0:12.01)
Average Speed [km/h]	42.9	58.2	56.9	56.7	54.9	56.4	56.8	59.3	59.4	60.5	60.1
Top Speed [km/h]	60.5	60.3	57.9	57.3	56.4	58.4	57.7	60.9	60.4	61.8	61.8
Avg. Dist. to Rail [m]	6.5	0.3	0.7	1.9	2.3	2.4	2.1	1.5	0.3	0.5	0.5
Avg. Stride Freq. [Hz]	2.2	2.3	2.2	2.2	2.2	2.2	2.2	2.3	2.3	2.4	2.4
Avg. Stride Length [m]	5.4	7.1	7.0	7.2	7.0	7.1	7.1	7.2	7.2	7.0	6.9



- [] Ranking at each section and finish
- .-.- No data available at this section
- NA No data available



Horse/Jockey Name	Farwest
Final Rank	2
Fastest Section Time (Section)	0:11.84 (400m)
Top Speed [km/h] (Section)	62.1 (400m)
Race State	Finished



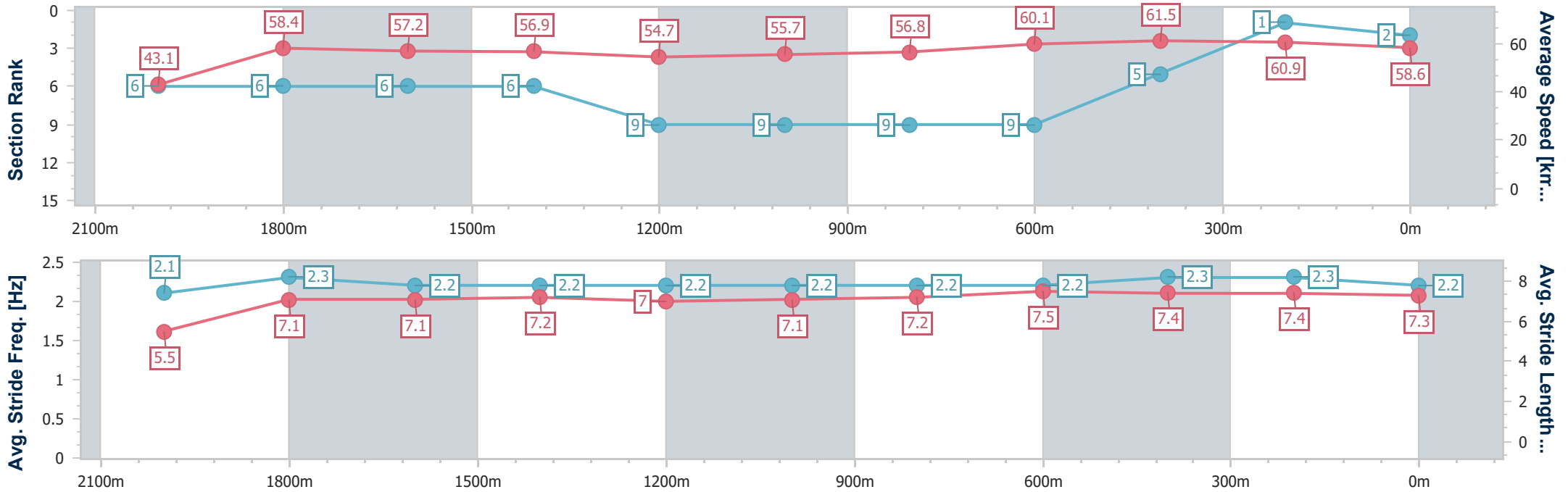
Sunshine Coast QLD Professional
Race 7: MARTIN COLLINS AUSTRALIA Class 1 Handicap - 2200m



01 September 2024 - 16:45

Track Rating: Good 4, Weather: Fine, Rail Position: +7m Entire

Section	Overall	2000m	1800m	1600m	1400m	1200m	1000m	800m	600m	400m	200m
Section Times	2:21.67 [2] (0:16.73)	2:04.94 [6] (0:12.32)	1:52.62 [6] (0:12.67)	1:39.95 [6] (0:12.75)	1:27.20 [6] (0:13.26)	1:13.94 [9] (0:12.94)	1:01.00 [9] (0:12.82)	0:48.18 [9] (0:12.12)	0:36.06 [9] (0:11.95)	0:24.11 [5] (0:11.84)	0:12.27 [1] (0:12.27)
Average Speed [km/h]	43.1	58.4	57.2	56.9	54.7	55.7	56.8	60.1	61.5	60.9	58.6
Top Speed [km/h]	60.0	60.2	57.7	57.7	56.0	57.0	58.9	61.3	62.1	62.1	59.6
Avg. Dist. to Rail [m]	7.5	0.3	0.5	2.6	3.4	3.3	3.0	2.5	3.5	5.4	5.4
Avg. Stride Freq. [Hz]	2.1	2.3	2.2	2.2	2.2	2.2	2.2	2.2	2.3	2.3	2.2
Avg. Stride Length [m]	5.5	7.1	7.1	7.2	7.0	7.1	7.2	7.5	7.4	7.4	7.3



- [] Ranking at each section and finish
- .-.- No data available at this section
- NA No data available



Horse/Jockey Name	Subaqua
Final Rank	3
Fastest Section Time (Section)	0:12.16 (400m)
Top Speed [km/h] (Section)	60.7 (2000m)
Race State	Finished



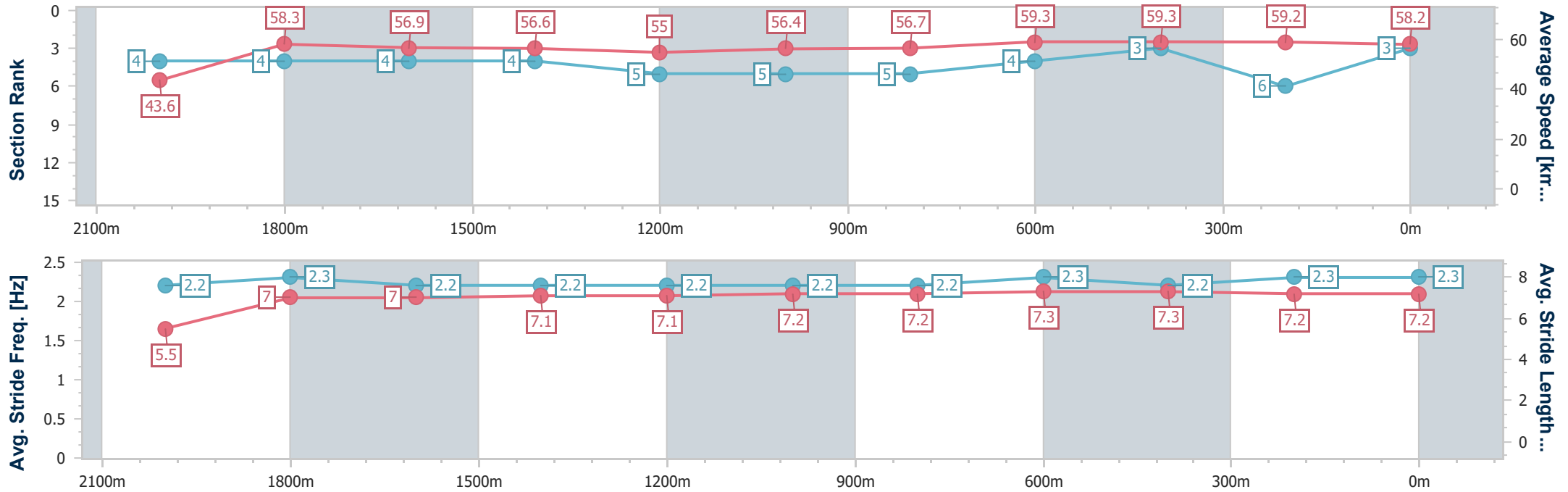
Sunshine Coast QLD Professional
Race 7: MARTIN COLLINS AUSTRALIA Class 1 Handicap - 2200m



01 September 2024 - 16:45

Track Rating: Good 4, Weather: Fine, Rail Position: +7m Entire

Section	Overall	2000m	1800m	1600m	1400m	1200m	1000m	800m	600m	400m	200m
Section Times	2:22.02 [3] (0:16.53)	2:05.49 [4] (0:12.27)	1:53.22 [4] (0:12.72)	1:40.50 [4] (0:12.77)	1:27.73 [4] (0:13.15)	1:14.58 [5] (0:12.80)	1:01.78 [5] (0:12.75)	0:49.03 [5] (0:12.31)	0:36.72 [4] (0:12.18)	0:24.54 [3] (0:12.16)	0:12.38 [6] (0:12.38)
Average Speed [km/h]	43.6	58.3	56.9	56.6	55.0	56.4	56.7	59.3	59.3	59.2	58.2
Top Speed [km/h]	59.8	60.7	58.8	57.3	56.3	57.7	58.4	60.3	60.5	60.0	60.0
Avg. Dist. to Rail [m]	6.7	0.9	0.8	1.9	2.3	2.4	2.1	1.8	1.1	2.2	1.9
Avg. Stride Freq. [Hz]	2.2	2.3	2.2	2.2	2.2	2.2	2.2	2.3	2.2	2.3	2.3
Avg. Stride Length [m]	5.5	7.0	7.0	7.1	7.1	7.2	7.2	7.3	7.3	7.2	7.2



- [] Ranking at each section and finish
- .-.- No data available at this section
- NA No data available



Horse/Jockey Name	Backlit Beauty
Final Rank	4
Fastest Section Time (Section)	0:11.97 (2000m)
Top Speed [km/h] (Section)	62.1 (2000m)
Race State	Finished



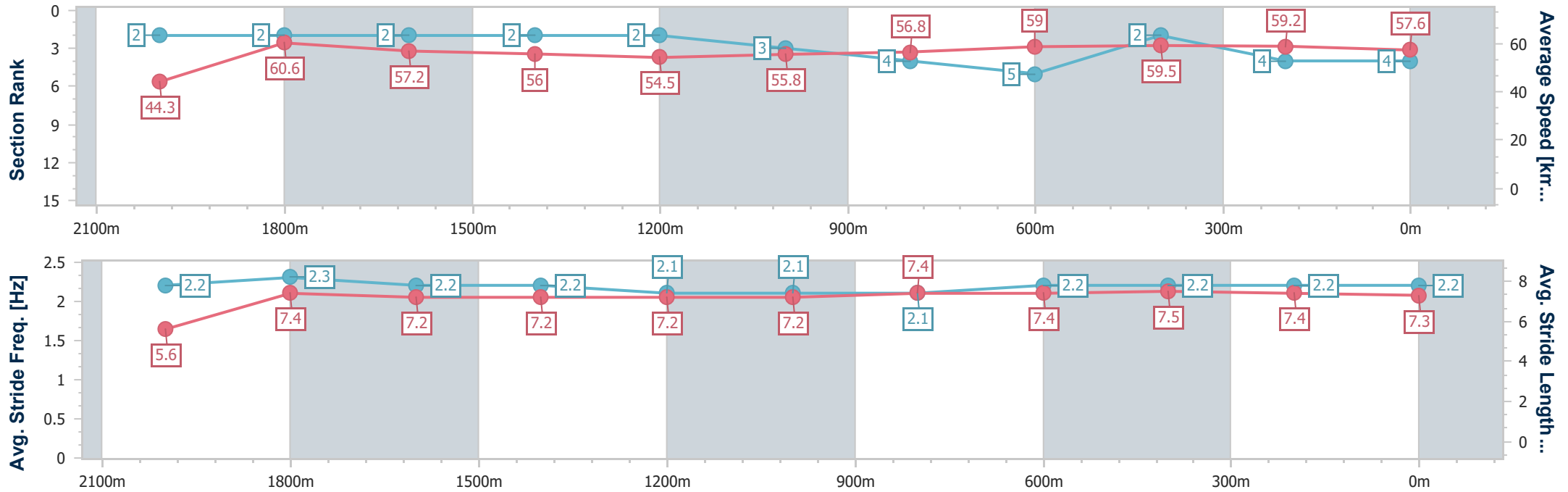
Sunshine Coast QLD Professional
Race 7: MARTIN COLLINS AUSTRALIA Class 1 Handicap - 2200m



01 September 2024 - 16:45

Track Rating: Good 4, Weather: Fine, Rail Position: +7m Entire

Section	Overall	2000m	1800m	1600m	1400m	1200m	1000m	800m	600m	400m	200m
Section Times	2:22.07 [4] (0:16.28)	2:05.79 [2] (0:11.97)	1:53.82 [2] (0:12.63)	1:41.19 [2] (0:12.98)	1:28.21 [2] (0:13.34)	1:14.87 [2] (0:12.89)	1:01.98 [3] (0:12.82)	0:49.16 [4] (0:12.40)	0:36.76 [5] (0:12.10)	0:24.66 [2] (0:12.16)	0:12.50 [4] (0:12.50)
Average Speed [km/h]	44.3	60.6	57.2	56.0	54.5	55.8	56.8	59.0	59.5	59.2	57.6
Top Speed [km/h]	61.9	62.1	58.8	56.8	55.3	57.0	58.3	60.6	60.5	59.7	58.9
Avg. Dist. to Rail [m]	8.8	1.5	1.4	2.9	3.3	3.3	3.3	2.8	0.4	2.1	3.0
Avg. Stride Freq. [Hz]	2.2	2.3	2.2	2.2	2.1	2.1	2.1	2.2	2.2	2.2	2.2
Avg. Stride Length [m]	5.6	7.4	7.2	7.2	7.2	7.2	7.4	7.4	7.5	7.4	7.3



- [] Ranking at each section and finish
- .-.- No data available at this section
- NA No data available



Horse/Jockey Name	Savileo
Final Rank	5
Fastest Section Time (Section)	0:12.04 (400m)
Top Speed [km/h] (Section)	61.6 (600m)
Race State	Finished



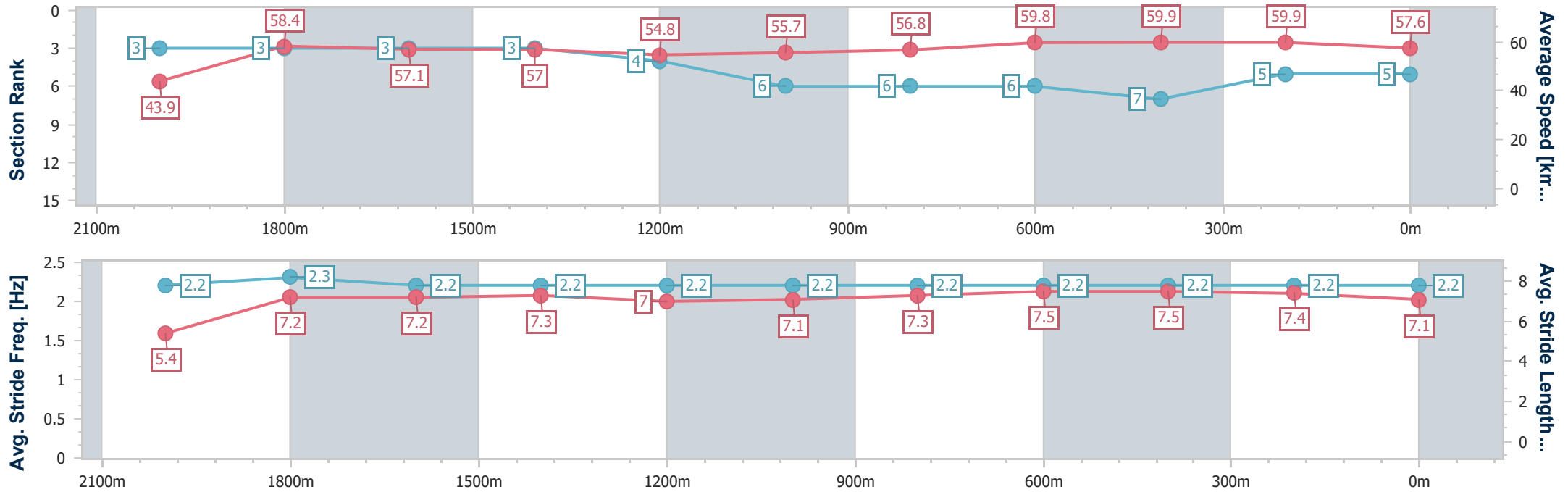
Sunshine Coast QLD Professional
Race 7: MARTIN COLLINS AUSTRALIA Class 1 Handicap - 2200m



01 September 2024 - 16:45

Track Rating: Good 4, Weather: Fine, Rail Position: +7m Entire

Section	Overall	2000m	1800m	1600m	1400m	1200m	1000m	800m	600m	400m	200m
Section Times	2:22.10 [5] (0:16.39)	2:05.71 [3] (0:12.37)	1:53.34 [3] (0:12.66)	1:40.68 [3] (0:12.70)	1:27.98 [3] (0:13.29)	1:14.69 [4] (0:12.93)	1:01.76 [6] (0:12.82)	0:48.94 [6] (0:12.26)	0:36.68 [6] (0:12.17)	0:24.51 [7] (0:12.04)	0:12.47 [5] (0:12.47)
Average Speed [km/h]	43.9	58.4	57.1	57.0	54.8	55.7	56.8	59.8	59.9	59.9	57.6
Top Speed [km/h]	60.5	59.9	58.3	57.5	55.6	56.8	58.7	61.0	61.6	61.4	58.8
Avg. Dist. to Rail [m]	7.7	0.5	0.8	2.8	3.6	3.9	3.4	3.2	2.6	4.6	5.3
Avg. Stride Freq. [Hz]	2.2	2.3	2.2	2.2	2.2	2.2	2.2	2.2	2.2	2.2	2.2
Avg. Stride Length [m]	5.4	7.2	7.2	7.3	7.0	7.1	7.3	7.5	7.5	7.4	7.1



- [] Ranking at each section and finish
- .-.- No data available at this section
- NA No data available



Horse/Jockey Name	Don Quixote
Final Rank	6
Fastest Section Time (Section)	0:11.97 (400m)
Top Speed [km/h] (Section)	62.1 (600m)
Race State	Finished



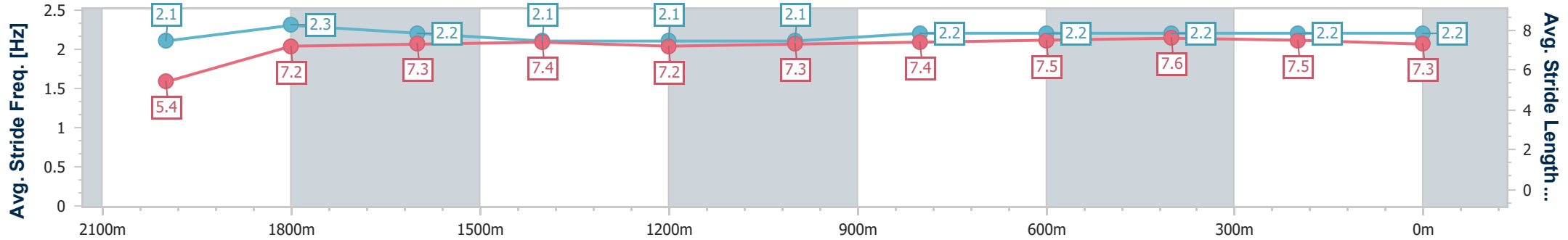
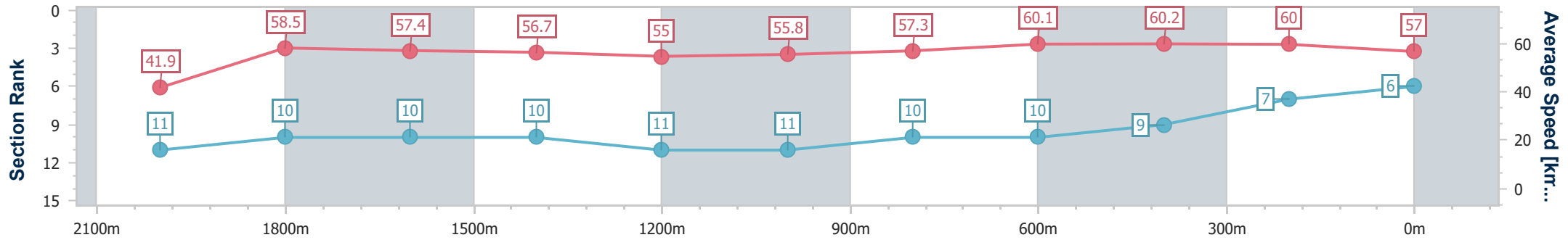
Sunshine Coast QLD Professional
Race 7: MARTIN COLLINS AUSTRALIA Class 1 Handicap - 2200m



01 September 2024 - 16:45

Track Rating: Good 4, Weather: Fine, Rail Position: +7m Entire

Section	Overall	2000m	1800m	1600m	1400m	1200m	1000m	800m	600m	400m	200m
Section Times	2:22.34 [6] (0:17.20)	2:05.14 [11] (0:12.29)	1:52.85 [10] (0:12.58)	1:40.27 [10] (0:12.76)	1:27.51 [10] (0:13.16)	1:14.35 [11] (0:12.95)	1:01.40 [11] (0:12.62)	0:48.78 [10] (0:12.13)	0:36.65 [10] (0:12.02)	0:24.63 [9] (0:11.97)	0:12.66 [7] (0:12.66)
Average Speed [km/h]	41.9	58.5	57.4	56.7	55.0	55.8	57.3	60.1	60.2	60.0	57.0
Top Speed [km/h]	60.2	59.5	58.1	57.4	56.6	57.9	58.8	61.5	62.1	60.8	59.9
Avg. Dist. to Rail [m]	9.1	0.6	0.7	1.9	2.2	2.3	2.0	1.6	1.3	3.3	3.0
Avg. Stride Freq. [Hz]	2.1	2.3	2.2	2.1	2.1	2.1	2.2	2.2	2.2	2.2	2.2
Avg. Stride Length [m]	5.4	7.2	7.3	7.4	7.2	7.3	7.4	7.5	7.6	7.5	7.3



- [] Ranking at each section and finish
- .-.- No data available at this section
- NA No data available



Horse/Jockey Name	Another Dazzler
Final Rank	7
Fastest Section Time (Section)	0:11.95 (600m)
Top Speed [km/h] (Section)	61.0 (800m)
Race State	Finished



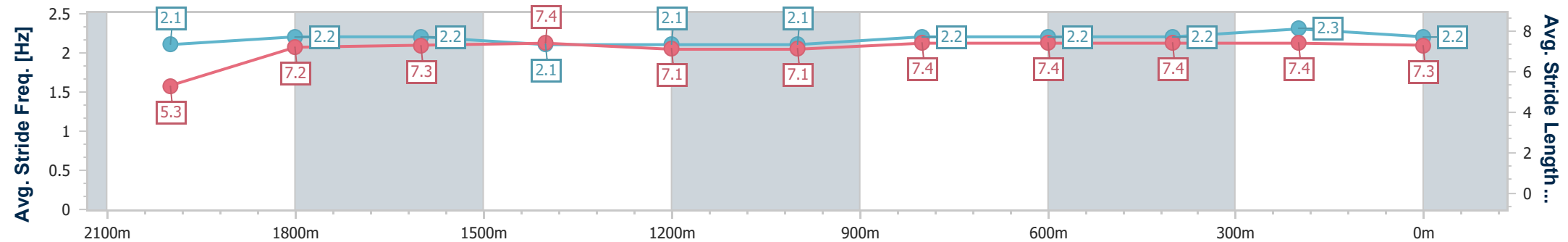
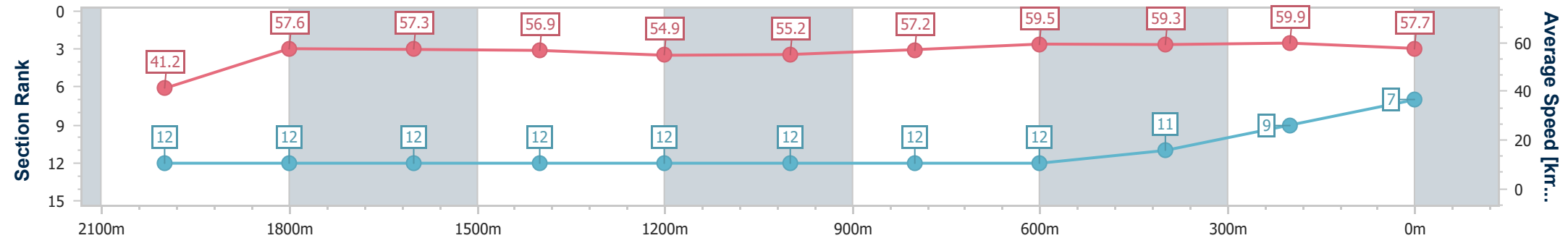
Sunshine Coast QLD Professional
Race 7: MARTIN COLLINS AUSTRALIA Class 1 Handicap - 2200m



01 September 2024 - 16:45

Track Rating: Good 4, Weather: Fine, Rail Position: +7m Entire

Section	Overall	2000m	1800m	1600m	1400m	1200m	1000m	800m	600m	400m	200m
Section Times	2:22.40 [7] (0:17.46)	2:04.94 [12] (0:12.43)	1:52.51 [12] (0:12.49)	1:40.02 [12] (0:12.67)	1:27.35 [12] (0:13.17)	1:14.18 [12] (0:13.01)	1:01.17 [12] (0:12.63)	0:48.54 [12] (0:12.09)	0:36.45 [12] (0:11.95)	0:24.50 [11] (0:12.04)	0:12.46 [9] (0:12.46)
Average Speed [km/h]	41.2	57.6	57.3	56.9	54.9	55.2	57.2	59.5	59.3	59.9	57.7
Top Speed [km/h]	57.4	59.8	58.1	57.3	56.1	58.6	58.8	61.0	60.8	60.4	59.4
Avg. Dist. to Rail [m]	8.5	1.1	1.1	0.7	1.3	1.2	1.1	0.5	3.1	1.7	1.5
Avg. Stride Freq. [Hz]	2.1	2.2	2.2	2.1	2.1	2.1	2.2	2.2	2.2	2.3	2.2
Avg. Stride Length [m]	5.3	7.2	7.3	7.4	7.1	7.1	7.4	7.4	7.4	7.4	7.3



- [] Ranking at each section and finish
- .-.- No data available at this section
- NA No data available



Horse/Jockey Name	Fit And Proper
Final Rank	8
Fastest Section Time (Section)	0:12.21 (600m)
Top Speed [km/h] (Section)	60.3 (600m)
Race State	Finished



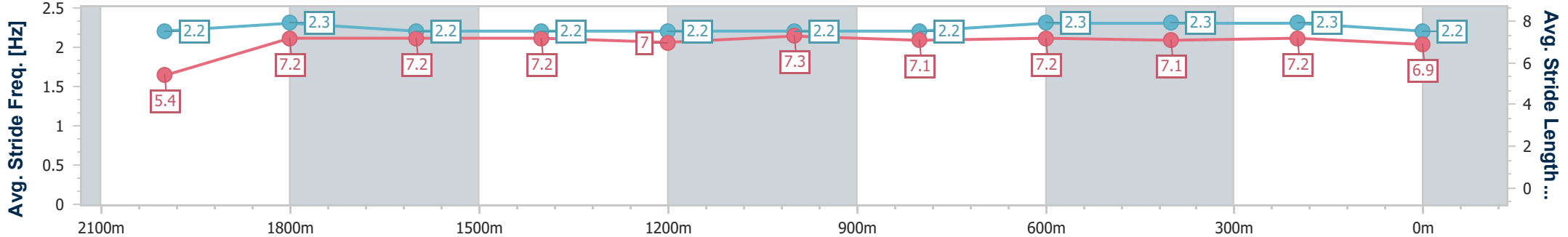
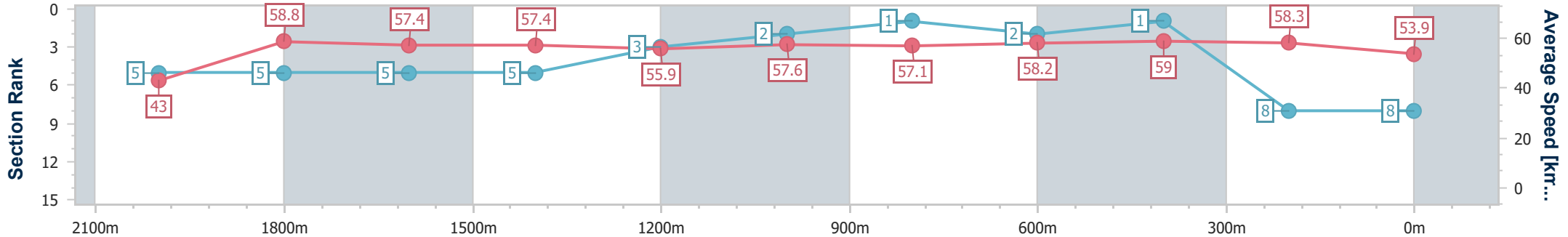
Sunshine Coast QLD Professional
Race 7: MARTIN COLLINS AUSTRALIA Class 1 Handicap - 2200m



01 September 2024 - 16:45

Track Rating: Good 4, Weather: Fine, Rail Position: +7m Entire

Section	Overall	2000m	1800m	1600m	1400m	1200m	1000m	800m	600m	400m	200m
Section Times	2:23.09 [8] (0:16.68)	2:06.41 [5] (0:12.36)	1:54.05 [5] (0:12.66)	1:41.39 [5] (0:12.63)	1:28.76 [5] (0:13.05)	1:15.71 [3] (0:12.54)	1:03.17 [2] (0:12.73)	0:50.44 [1] (0:12.50)	0:37.94 [2] (0:12.21)	0:25.73 [1] (0:12.38)	0:13.35 [8] (0:13.35)
Average Speed [km/h]	43.0	58.8	57.4	57.4	55.9	57.6	57.1	58.2	59.0	58.3	53.9
Top Speed [km/h]	59.6	59.7	58.2	58.5	56.9	58.3	58.0	59.7	60.3	58.7	58.1
Avg. Dist. to Rail [m]	11.1	1.6	1.6	3.7	4.5	4.3	3.1	2.0	0.4	0.9	1.7
Avg. Stride Freq. [Hz]	2.2	2.3	2.2	2.2	2.2	2.2	2.2	2.3	2.3	2.3	2.2
Avg. Stride Length [m]	5.4	7.2	7.2	7.2	7.0	7.3	7.1	7.2	7.1	7.2	6.9



- [] Ranking at each section and finish
- .-.- No data available at this section
- NA No data available



Horse/Jockey Name	Matsuyama
Final Rank	9
Fastest Section Time (Section)	0:12.06 (600m)
Top Speed [km/h] (Section)	61.3 (600m)
Race State	Finished



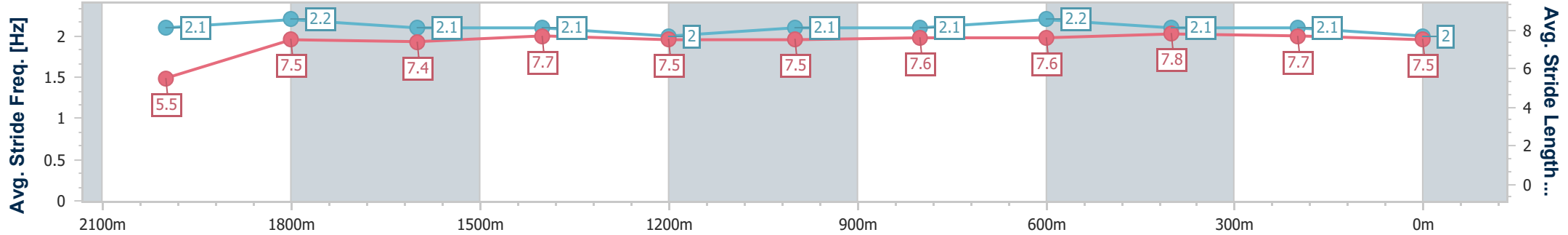
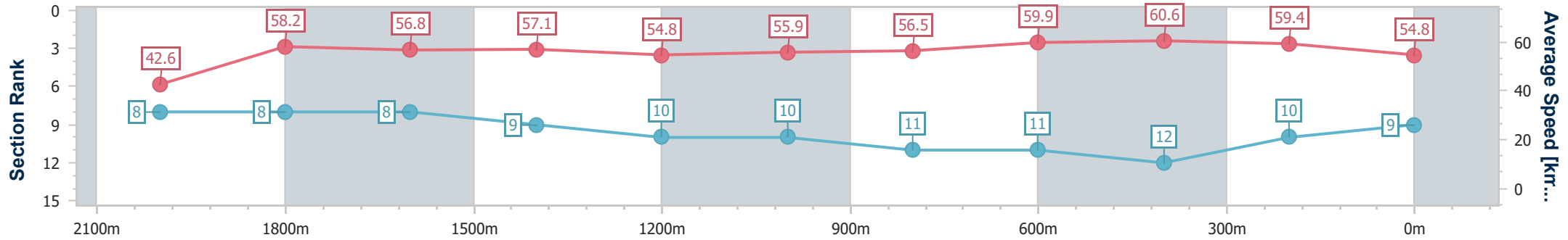
Sunshine Coast QLD Professional
Race 7: MARTIN COLLINS AUSTRALIA Class 1 Handicap - 2200m



01 September 2024 - 16:45

Track Rating: Good 4, Weather: Fine, Rail Position: +7m Entire

Section	Overall	2000m	1800m	1600m	1400m	1200m	1000m	800m	600m	400m	200m
Section Times	2:23.17 [9] (0:16.91)	2:06.26 [8] (0:12.36)	1:53.90 [8] (0:12.71)	1:41.19 [8] (0:12.72)	1:28.47 [9] (0:13.26)	1:15.21 [10] (0:12.93)	1:02.28 [10] (0:12.83)	0:49.45 [11] (0:12.16)	0:37.29 [11] (0:12.06)	0:25.23 [12] (0:12.08)	0:13.15 [10] (0:13.15)
Average Speed [km/h]	42.6	58.2	56.8	57.1	54.8	55.9	56.5	59.9	60.6	59.4	54.8
Top Speed [km/h]	58.1	59.7	58.1	57.7	56.7	58.0	58.7	61.1	61.3	60.2	58.0
Avg. Dist. to Rail [m]	8.7	0.5	0.8	2.8	3.2	3.2	2.7	2.4	1.9	3.1	3.5
Avg. Stride Freq. [Hz]	2.1	2.2	2.1	2.1	2.0	2.1	2.1	2.2	2.1	2.1	2.0
Avg. Stride Length [m]	5.5	7.5	7.4	7.7	7.5	7.5	7.6	7.6	7.8	7.7	7.5



- [] Ranking at each section and finish
- .-.- No data available at this section
- NA No data available



Horse/Jockey Name	Girramay
Final Rank	10
Fastest Section Time (Section)	0:12.33 (800m)
Top Speed [km/h] (Section)	61.1 (800m)
Race State	Finished



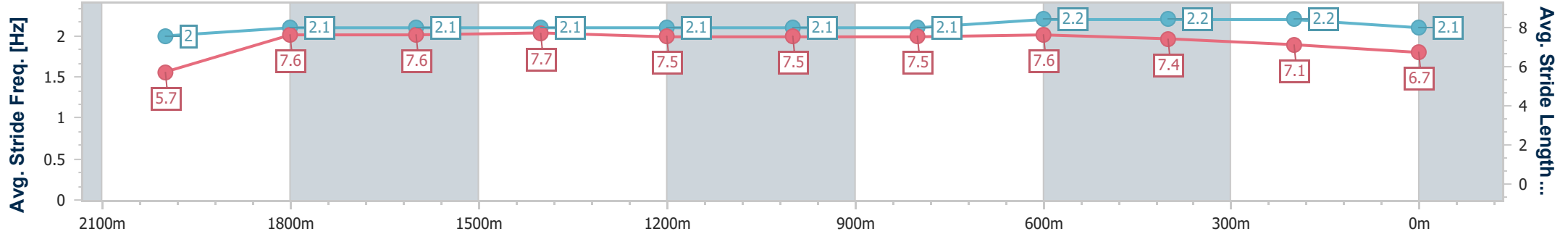
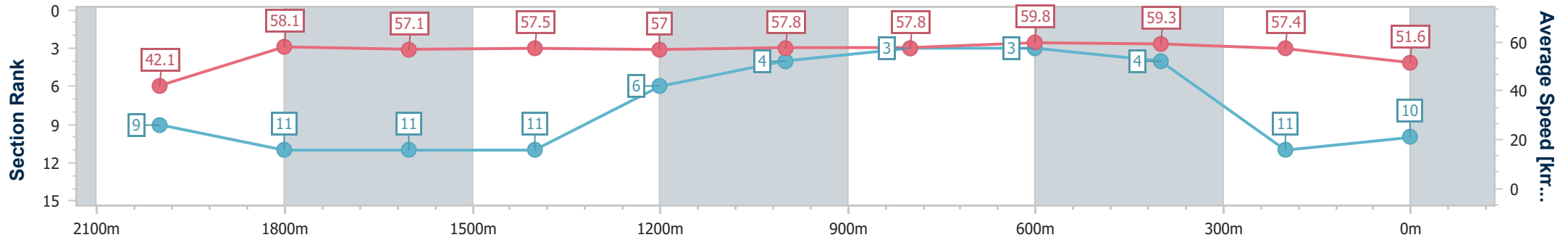
Sunshine Coast QLD Professional
Race 7: MARTIN COLLINS AUSTRALIA Class 1 Handicap - 2200m



01 September 2024 - 16:45

Track Rating: Good 4, Weather: Fine, Rail Position: +7m Entire

Section	Overall	2000m	1800m	1600m	1400m	1200m	1000m	800m	600m	400m	200m
Section Times	2:23.99 [10] (0:17.08)	2:06.91 [9] (0:12.46)	1:54.45 [11] (0:12.70)	1:41.75 [11] (0:12.64)	1:29.11 [11] (0:12.81)	1:16.30 [6] (0:12.53)	1:03.77 [4] (0:12.61)	0:51.16 [3] (0:12.33)	0:38.83 [3] (0:12.33)	0:26.50 [4] (0:12.55)	0:13.95 [11] (0:13.95)
Average Speed [km/h]	42.1	58.1	57.1	57.5	57.0	57.8	57.8	59.8	59.3	57.4	51.6
Top Speed [km/h]	59.0	59.2	58.0	57.9	57.7	58.5	58.8	61.1	60.6	58.8	55.5
Avg. Dist. to Rail [m]	8.1	0.4	1.4	3.2	5.4	5.6	4.6	4.2	3.0	5.2	5.6
Avg. Stride Freq. [Hz]	2.0	2.1	2.1	2.1	2.1	2.1	2.1	2.2	2.2	2.2	2.1
Avg. Stride Length [m]	5.7	7.6	7.6	7.7	7.5	7.5	7.5	7.6	7.4	7.1	6.7



- [] Ranking at each section and finish
- .-.- No data available at this section
- NA No data available



Horse/Jockey Name	Genzee
Final Rank	11
Fastest Section Time (Section)	0:11.86 (2000m)
Top Speed [km/h] (Section)	62.3 (2000m)
Race State	Finished



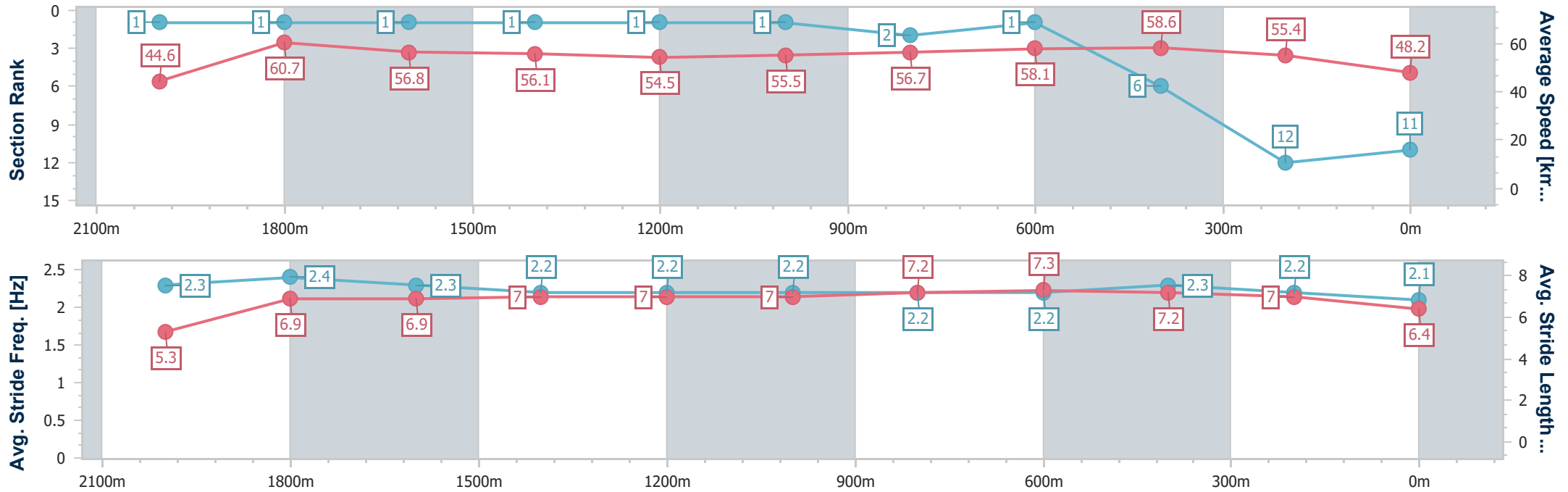
Sunshine Coast QLD Professional
Race 7: MARTIN COLLINS AUSTRALIA Class 1 Handicap - 2200m



01 September 2024 - 16:45

Track Rating: Good 4, Weather: Fine, Rail Position: +7m Entire

Section	Overall	2000m	1800m	1600m	1400m	1200m	1000m	800m	600m	400m	200m
Section Times	2:25.46 [11] (0:16.12)	2:09.34 [1] (0:11.86)	1:57.48 [1] (0:12.74)	1:44.74 [1] (0:12.89)	1:31.85 [1] (0:13.30)	1:18.55 [1] (0:12.97)	1:05.58 [1] (0:12.78)	0:52.80 [2] (0:12.48)	0:40.32 [1] (0:12.43)	0:27.89 [6] (0:13.00)	0:14.89 [12] (0:14.89)
Average Speed [km/h]	44.6	60.7	56.8	56.1	54.5	55.5	56.7	58.1	58.6	55.4	48.2
Top Speed [km/h]	61.5	62.3	58.8	57.2	55.2	57.5	57.1	60.1	59.9	57.4	52.9
Avg. Dist. to Rail [m]	5.9	0.3	0.7	1.7	2.5	2.2	1.7	1.6	1.6	1.9	1.1
Avg. Stride Freq. [Hz]	2.3	2.4	2.3	2.2	2.2	2.2	2.2	2.2	2.3	2.2	2.1
Avg. Stride Length [m]	5.3	6.9	6.9	7.0	7.0	7.0	7.2	7.3	7.2	7.0	6.4



- [] Ranking at each section and finish
- .-.- No data available at this section
- NA No data available



Horse/Jockey Name	Around The Buoy
Final Rank	1
Fastest Section Time (Section)	0:11.79 (400m)
Top Speed [km/h] (Section)	62.6 (200m)
Race State	DidNotFinish



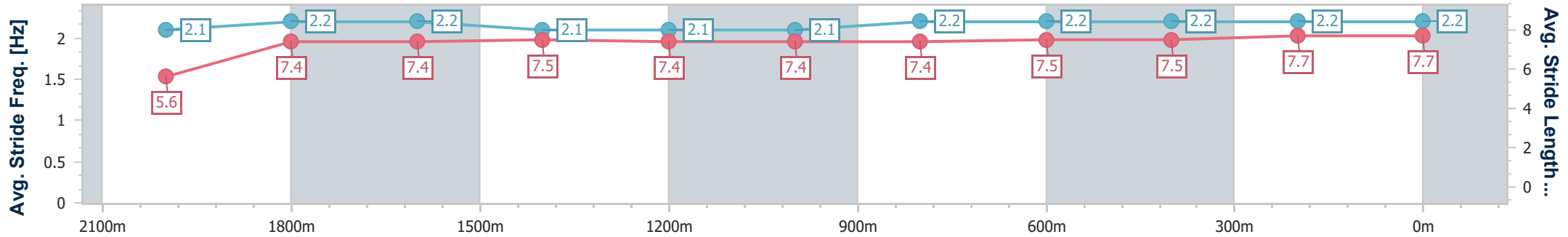
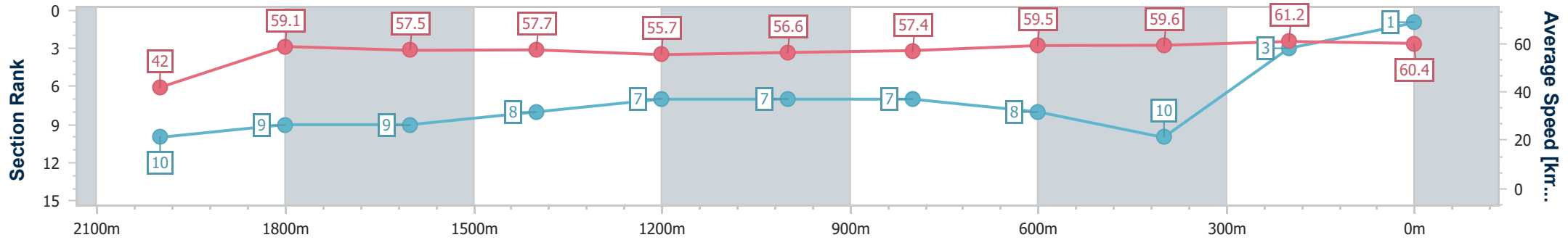
Sunshine Coast QLD Professional
Race 7: MARTIN COLLINS AUSTRALIA Class 1 Handicap - 2200m



01 September 2024 - 16:45

Track Rating: Good 4, Weather: Fine, Rail Position: +7m Entire

Section	Overall	2000m	1800m	1600m	1400m	1200m	1000m	800m	600m	400m	200m
Section Times	0:00.00 [1] (0:17.17)	0:00.00 [10] (0:12.22)	0:00.00 [9] (0:12.64)	0:00.00 [9] (0:12.61)	0:00.00 [8] (0:13.05)	0:00.00 [7] (0:12.81)	0:00.00 [7] (0:12.70)	0:00.00 [7] (0:12.29)	0:00.00 [8] (0:12.29)	0:00.00 [10] (0:11.79)	0:00.00 [3] (0:11.93)
Average Speed [km/h]	42.0	59.1	57.5	57.7	55.7	56.6	57.4	59.5	59.6	61.2	60.4
Top Speed [km/h]	58.9	62.0	58.0	58.1	57.1	57.5	58.1	61.7	61.2	62.0	62.6
Avg. Dist. to Rail [m]	10.3	0.9	1.6	3.8	4.3	4.5	4.0	3.4	2.9	6.5	6.7
Avg. Stride Freq. [Hz]	2.1	2.2	2.2	2.1	2.1	2.1	2.2	2.2	2.2	2.2	2.2
Avg. Stride Length [m]	5.6	7.4	7.4	7.5	7.4	7.4	7.4	7.5	7.5	7.7	7.7



- [] Ranking at each section and finish
- .-.- No data available at this section
- NA No data available



Sunshine Coast QLD Professional

Race 8: MARTIN COLLINS FIBRETRACK Class 3 Handicap - 1200m

01 September 2024 - 17:24



Track Rating: Good 4, Weather: Fine, Rail Position: +7m Entire

Section		Field Times											Last 600m					
		Overall	1000m	800m	600m	400m	200m						0:35.42					
		1:11.90 (0:13.64)	0:58.26 (0:11.18)	0:47.08 (0:11.66)	0:35.42 (0:11.55)	0:23.87 (0:11.60)	0:12.27 (0:12.27)											
Rank	TAB	Horse/Jockey	Barrier	Top Speed [km/h]	Fastest Section												Margin	Distance Travelled [m]
1	10	RIVIERA BLUE Angela Jones	10	64.9 1000m	0:11.36 1000m	1:11.90 [1] (0:14.10)	0:57.80 [4] (0:11.36)	0:46.44 [4] (0:11.60)	0:34.84 [4] (0:11.59)	0:23.25 [4] (0:11.38)	0:11.87 [4] (0:11.87)	1:11.90	0:34.84					
2	11	ANTONITO Damien Thornton	4	66.7 1000m	0:11.18 1000m	1:11.91 [2] (0:13.64)	0:58.27 [1] (0:11.18)	0:47.09 [1] (0:11.66)	0:35.43 [1] (0:11.55)	0:23.88 [1] (0:11.60)	0:12.28 [1] (0:12.28)	0.1L	0:35.43	-2				
2	9	MONEY MAN Nikita Beriman	3	66.4 1000m	0:11.26 1000m	1:11.91 [2] (0:14.00)	0:57.91 [3] (0:11.26)	0:46.65 [3] (0:11.60)	0:35.05 [3] (0:11.59)	0:23.46 [3] (0:11.45)	0:12.01 [2] (0:12.01)	0.1L	0:35.05	-1				
4	8	BALTRAY Georgina Cartwright	11	66.3 400m	0:10.94 400m	1:11.95 [4] (0:14.54)	0:57.41 [7] (0:11.77)	0:45.64 [9] (0:11.36)	0:34.28 [9] (0:11.46)	0:22.82 [9] (0:10.94)	0:11.88 [6] (0:11.88)	0.3L	0:34.28	+1				
5	1	OCEAN ZAR Fiona Sandkuhl	5	65.3 400m	0:11.17 400m	1:11.98 [5] (0:14.24)	0:57.74 [5] (0:11.49)	0:46.25 [6] (0:11.52)	0:34.73 [6] (0:11.58)	0:23.15 [5] (0:11.17)	0:11.98 [3] (0:11.98)	0.4L	0:34.73	-1				
6	3	STRIKING PLAINS Kyle Wilson-Taylor	6	65.2 400m	0:11.19 400m	1:12.30 [6] (0:14.64)	0:57.66 [9] (0:11.57)	0:46.09 [8] (0:11.42)	0:34.67 [8] (0:11.42)	0:23.25 [7] (0:11.19)	0:12.06 [7] (0:12.06)	2.2L	0:34.67	-1				
7	2	TORQUE I TEE Cody Collis	9	65.6 400m	0:11.16 400m	1:12.31 [7] (0:14.34)	0:57.97 [6] (0:11.38)	0:46.59 [5] (0:11.48)	0:35.11 [5] (0:11.69)	0:23.42 [6] (0:11.16)	0:12.26 [5] (0:12.26)	2.3L	0:35.11	-2				
8	6	HOUSTON ROCKET Justin Huxtable	7	64.9 400m	0:11.27 400m	1:12.40 [8] (0:14.59)	0:57.81 [8] (0:11.45)	0:46.36 [7] (0:11.48)	0:34.88 [7] (0:11.55)	0:23.33 [8] (0:11.27)	0:12.06 [9] (0:12.06)	2.7L	0:34.88	-4				
9	5	AL ASH LAD Jake Bayliss	2	66.7 Overall	0:11.20 1000m	1:13.63 [9] (0:13.70)	0:59.93 [2] (0:11.20)	0:48.73 [2] (0:11.71)	0:37.02 [2] (0:11.68)	0:25.34 [2] (0:12.00)	0:13.34 [8] (0:13.34)	9.7L	0:37.02	-7				

Scratched: Bad Education (#4), Millward (#12), Midori Beauty (#7)

[] Ranking at each section and finish
 -:-:- No data available at this section
 NA No data available

SCN Saddle cloth number
 DNF Did not finish
 DNT Did not track



Horse/Jockey Name	Riviera Blue
Final Rank	1
Fastest Section Time (Section)	0:11.36 (1000m)
Top Speed [km/h] (Section)	64.9 (1000m)
Race State	Finished



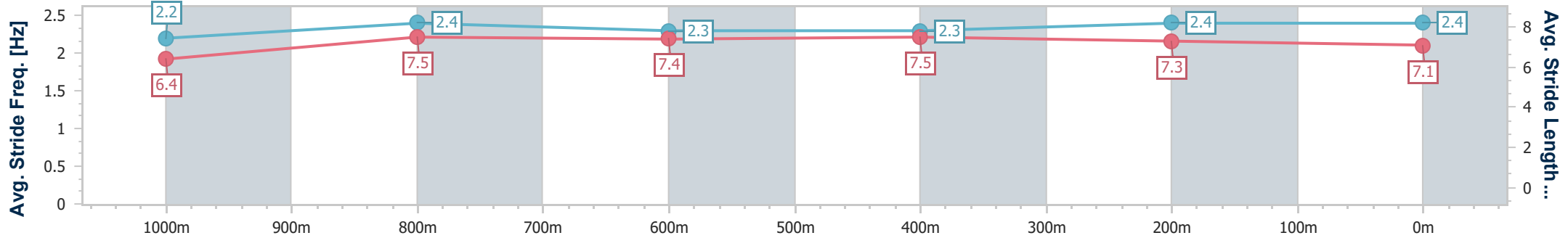
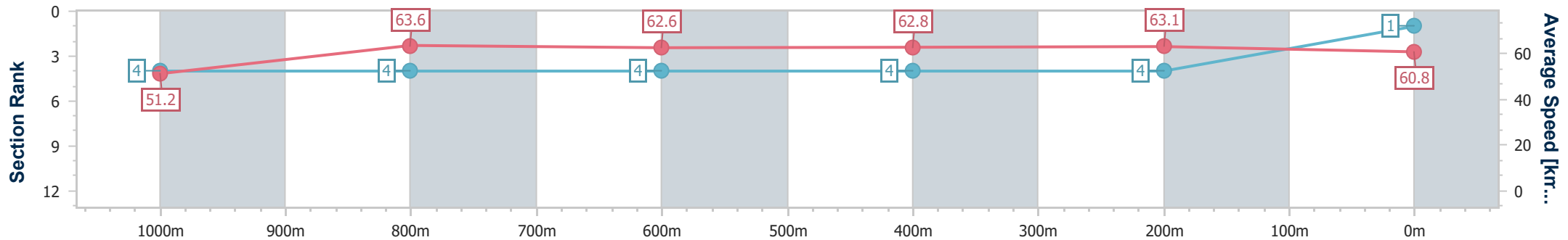
Sunshine Coast QLD Professional
Race 8: MARTIN COLLINS FIBRETRACK Class 3 Handicap - 1200m



01 September 2024 - 17:24

Track Rating: Good 4, Weather: Fine, Rail Position: +7m Entire

Section	Overall	1000m	800m	600m	400m	200m
Section Times	1:11.90 [1] (0:14.10)	0:57.80 [4] (0:11.36)	0:46.44 [4] (0:11.60)	0:34.84 [4] (0:11.59)	0:23.25 [4] (0:11.38)	0:11.87 [4] (0:11.87)
Average Speed [km/h]	51.2	63.6	62.6	62.8	63.1	60.8
Top Speed [km/h]	64.7	64.9	63.4	63.9	64.5	62.4
Avg. Dist. to Rail [m]	6.0	2.1	1.6	1.6	4.4	4.5
Avg. Stride Freq. [Hz]	2.2	2.4	2.3	2.3	2.4	2.4
Avg. Stride Length [m]	6.4	7.5	7.4	7.5	7.3	7.1



- [] Ranking at each section and finish
- .-.- No data available at this section
- NA No data available



Horse/Jockey Name	Antonito
Final Rank	2
Fastest Section Time (Section)	0:11.18 (1000m)
Top Speed [km/h] (Section)	66.7 (1000m)
Race State	Finished



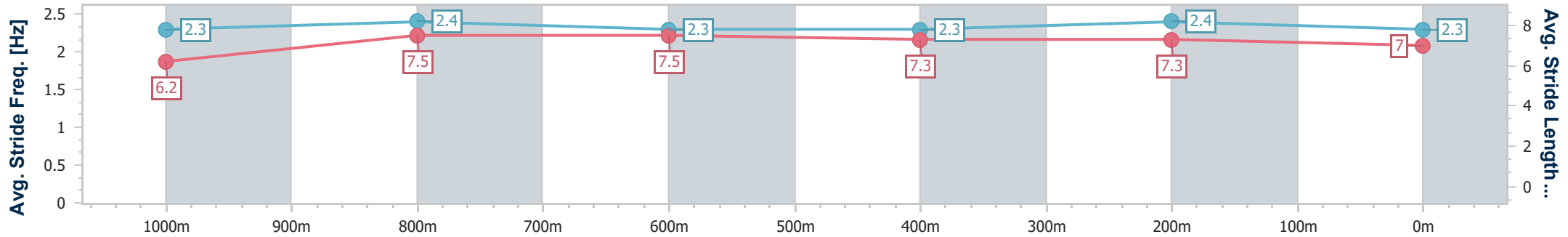
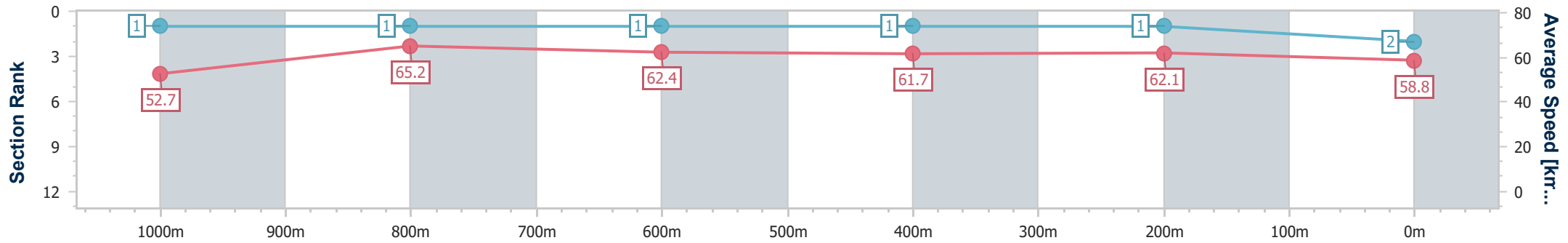
Sunshine Coast QLD Professional
Race 8: MARTIN COLLINS FIBRETRACK Class 3 Handicap - 1200m



01 September 2024 - 17:24

Track Rating: Good 4, Weather: Fine, Rail Position: +7m Entire

Section	Overall	1000m	800m	600m	400m	200m
Section Times	1:11.91 [2] (0:13.64)	0:58.27 [1] (0:11.18)	0:47.09 [1] (0:11.66)	0:35.43 [1] (0:11.55)	0:23.88 [1] (0:11.60)	0:12.28 [1] (0:12.28)
Average Speed [km/h]	52.7	65.2	62.4	61.7	62.1	58.8
Top Speed [km/h]	66.4	66.7	63.5	62.6	63.5	61.2
Avg. Dist. to Rail [m]	4.3	4.0	1.7	1.5	1.3	1.1
Avg. Stride Freq. [Hz]	2.3	2.4	2.3	2.3	2.4	2.3
Avg. Stride Length [m]	6.2	7.5	7.5	7.3	7.3	7.0



- [] Ranking at each section and finish
- .-.- No data available at this section
- NA No data available



Horse/Jockey Name	Money Man
Final Rank	2
Fastest Section Time (Section)	0:11.26 (1000m)
Top Speed [km/h] (Section)	66.4 (1000m)
Race State	Finished



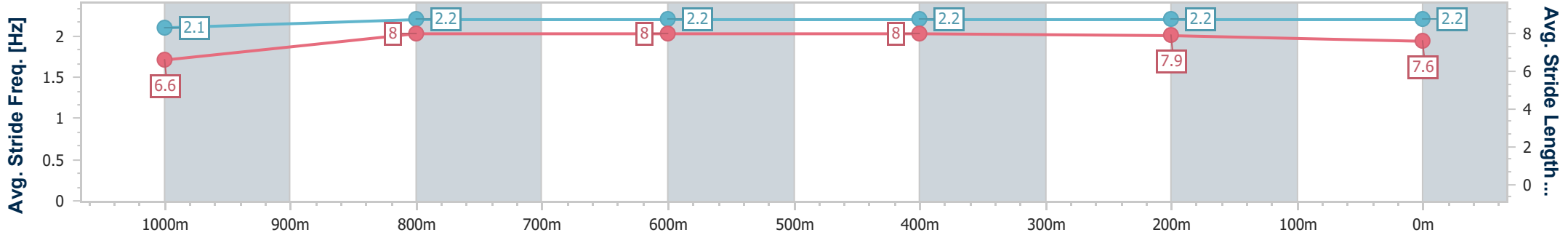
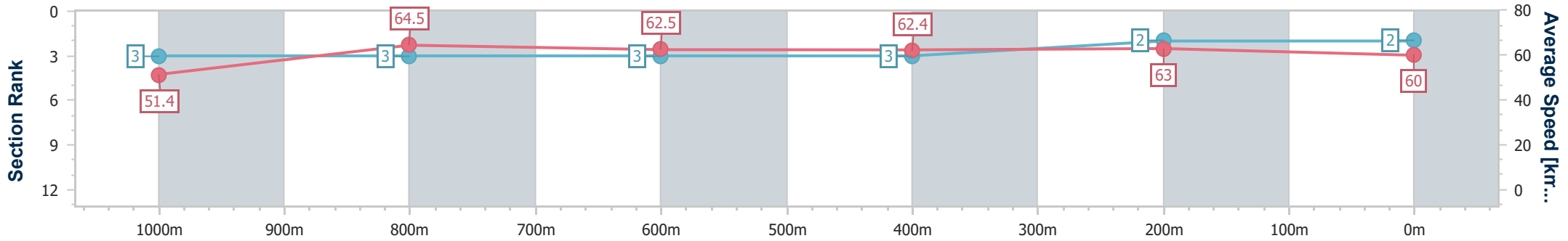
Sunshine Coast QLD Professional
Race 8: MARTIN COLLINS FIBRETRACK Class 3 Handicap - 1200m



01 September 2024 - 17:24

Track Rating: Good 4, Weather: Fine, Rail Position: +7m Entire

Section	Overall	1000m	800m	600m	400m	200m
Section Times	1:11.91 [2] (0:14.00)	0:57.91 [3] (0:11.26)	0:46.65 [3] (0:11.60)	0:35.05 [3] (0:11.59)	0:23.46 [3] (0:11.45)	0:12.01 [2] (0:12.01)
Average Speed [km/h]	51.4	64.5	62.5	62.4	63.0	60.0
Top Speed [km/h]	64.1	66.4	63.2	63.3	63.6	61.8
Avg. Dist. to Rail [m]	3.0	1.8	1.7	0.9	2.8	2.7
Avg. Stride Freq. [Hz]	2.1	2.2	2.2	2.2	2.2	2.2
Avg. Stride Length [m]	6.6	8.0	8.0	8.0	7.9	7.6



- [] Ranking at each section and finish
- .-.- No data available at this section
- NA No data available



Horse/Jockey Name	Baltray
Final Rank	4
Fastest Section Time (Section)	0:10.94 (400m)
Top Speed [km/h] (Section)	66.3 (400m)
Race State	Finished



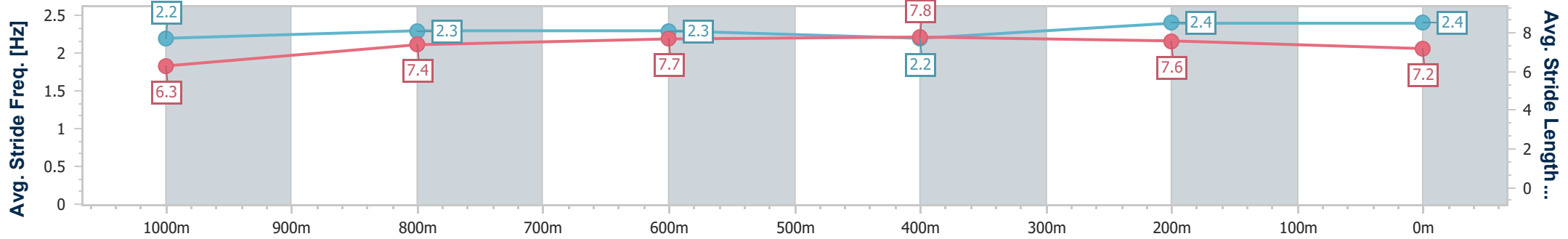
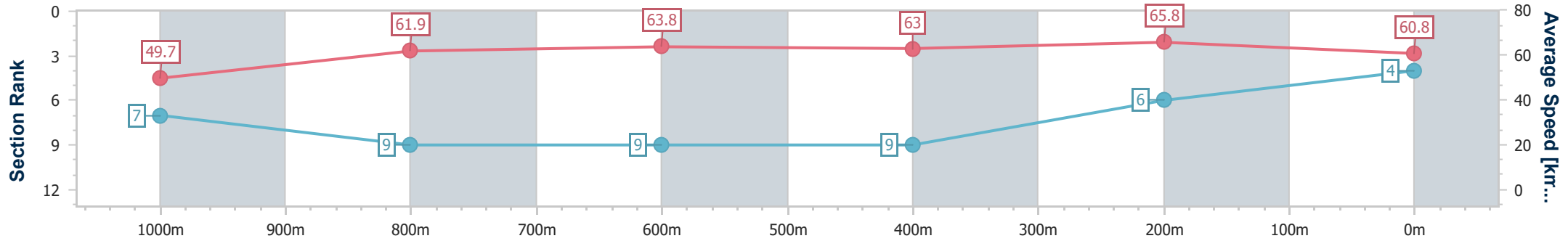
Sunshine Coast QLD Professional
Race 8: MARTIN COLLINS FIBRETRACK Class 3 Handicap - 1200m



01 September 2024 - 17:24

Track Rating: Good 4, Weather: Fine, Rail Position: +7m Entire

Section	Overall	1000m	800m	600m	400m	200m
Section Times	1:11.95 [4] (0:14.54)	0:57.41 [7] (0:11.77)	0:45.64 [9] (0:11.36)	0:34.28 [9] (0:11.46)	0:22.82 [9] (0:10.94)	0:11.88 [6] (0:11.88)
Average Speed [km/h]	49.7	61.9	63.8	63.0	65.8	60.8
Top Speed [km/h]	62.0	64.0	65.0	65.1	66.3	64.1
Avg. Dist. to Rail [m]	8.4	4.0	1.5	1.0	3.8	6.1
Avg. Stride Freq. [Hz]	2.2	2.3	2.3	2.2	2.4	2.4
Avg. Stride Length [m]	6.3	7.4	7.7	7.8	7.6	7.2



- [] Ranking at each section and finish
- .-.- No data available at this section
- NA No data available



Horse/Jockey Name	Ocean Zar
Final Rank	5
Fastest Section Time (Section)	0:11.17 (400m)
Top Speed [km/h] (Section)	65.3 (400m)
Race State	Finished



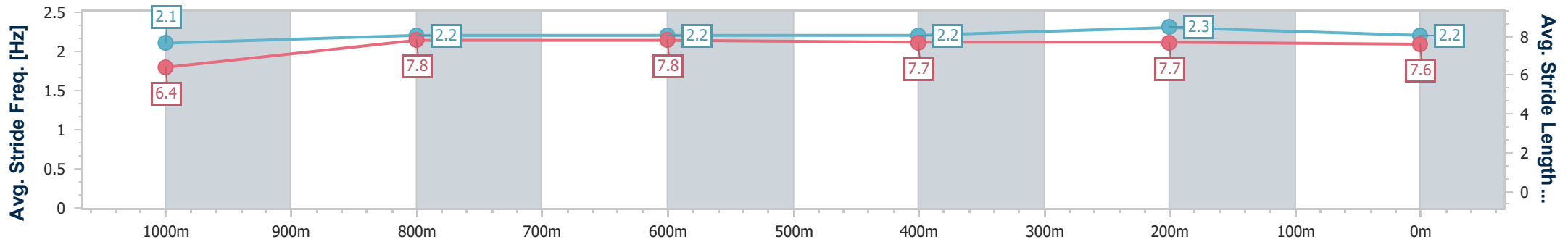
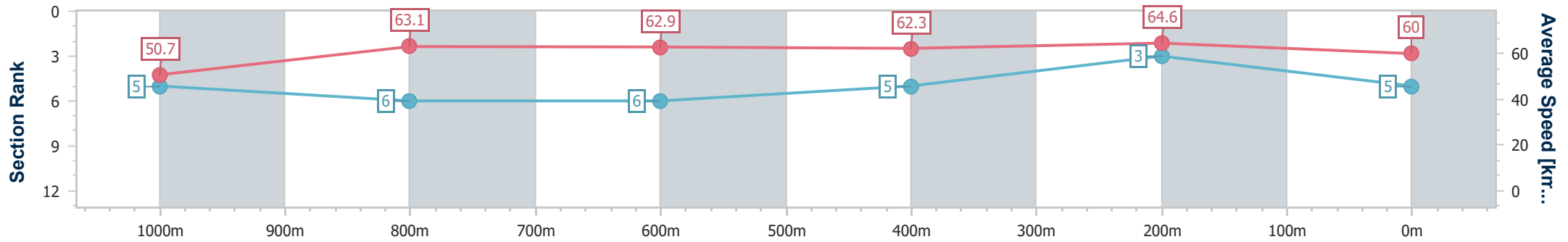
Sunshine Coast QLD Professional
Race 8: MARTIN COLLINS FIBRETRACK Class 3 Handicap - 1200m



01 September 2024 - 17:24

Track Rating: Good 4, Weather: Fine, Rail Position: +7m Entire

Section	Overall	1000m	800m	600m	400m	200m
Section Times	1:11.98 [5] (0:14.24)	0:57.74 [5] (0:11.49)	0:46.25 [6] (0:11.52)	0:34.73 [6] (0:11.58)	0:23.15 [5] (0:11.17)	0:11.98 [3] (0:11.98)
Average Speed [km/h]	50.7	63.1	62.9	62.3	64.6	60.0
Top Speed [km/h]	65.2	63.8	64.3	64.4	65.3	63.1
Avg. Dist. to Rail [m]	4.3	2.1	1.5	0.3	0.5	0.3
Avg. Stride Freq. [Hz]	2.1	2.2	2.2	2.2	2.3	2.2
Avg. Stride Length [m]	6.4	7.8	7.8	7.7	7.7	7.6



- [] Ranking at each section and finish
- .-.- No data available at this section
- NA No data available



Horse/Jockey Name	Striking Plains
Final Rank	6
Fastest Section Time (Section)	0:11.19 (400m)
Top Speed [km/h] (Section)	65.2 (400m)
Race State	Finished



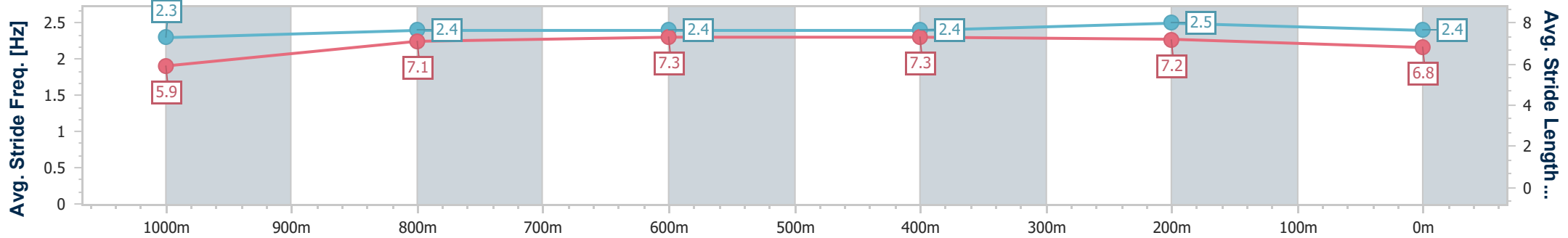
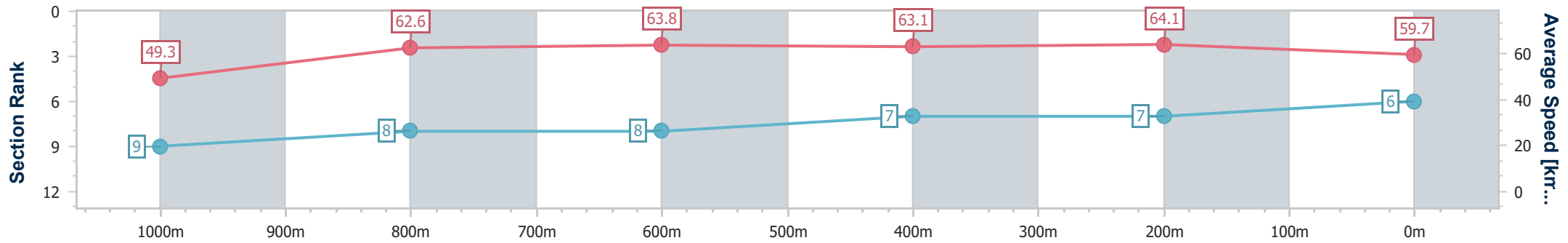
Sunshine Coast QLD Professional
 Race 8: MARTIN COLLINS FIBRETRACK Class 3 Handicap - 1200m



01 September 2024 - 17:24

Track Rating: Good 4, Weather: Fine, Rail Position: +7m Entire

Section	Overall	1000m	800m	600m	400m	200m
Section Times	1:12.30 [6] (0:14.64)	0:57.66 [9] (0:11.57)	0:46.09 [8] (0:11.42)	0:34.67 [8] (0:11.42)	0:23.25 [7] (0:11.19)	0:12.06 [7] (0:12.06)
Average Speed [km/h]	49.3	62.6	63.8	63.1	64.1	59.7
Top Speed [km/h]	62.4	64.7	64.4	64.6	65.2	62.4
Avg. Dist. to Rail [m]	6.0	3.1	1.7	0.2	2.1	4.6
Avg. Stride Freq. [Hz]	2.3	2.4	2.4	2.4	2.5	2.4
Avg. Stride Length [m]	5.9	7.1	7.3	7.3	7.2	6.8



- [] Ranking at each section and finish
- .-.- No data available at this section
- NA No data available



Horse/Jockey Name	Torque I Tee
Final Rank	7
Fastest Section Time (Section)	0:11.16 (400m)
Top Speed [km/h] (Section)	65.6 (400m)
Race State	Finished



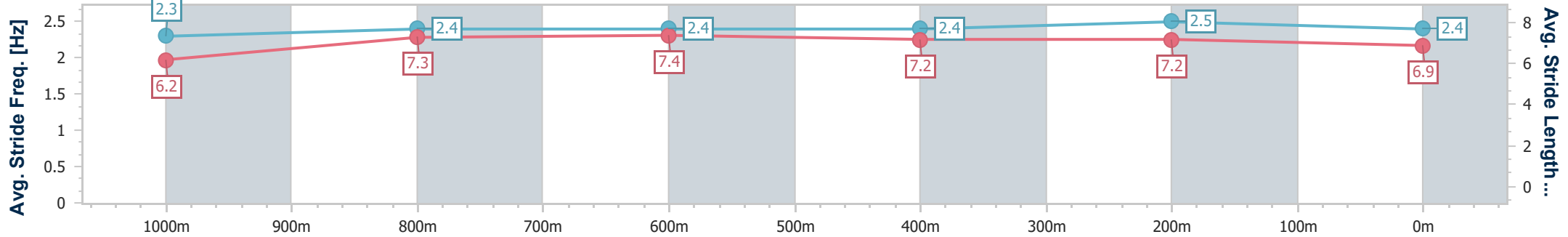
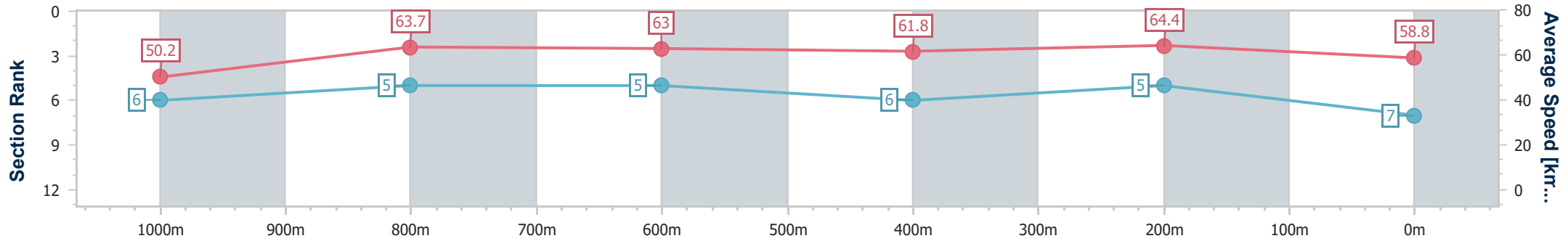
Sunshine Coast QLD Professional
Race 8: MARTIN COLLINS FIBRETRACK Class 3 Handicap - 1200m



01 September 2024 - 17:24

Track Rating: Good 4, Weather: Fine, Rail Position: +7m Entire

Section	Overall	1000m	800m	600m	400m	200m
Section Times	1:12.31 [7] (0:14.34)	0:57.97 [6] (0:11.38)	0:46.59 [5] (0:11.48)	0:35.11 [5] (0:11.69)	0:23.42 [6] (0:11.16)	0:12.26 [5]
Average Speed [km/h]	50.2	63.7	63.0	61.8	64.4	58.8
Top Speed [km/h]	63.2	64.8	64.8	63.5	65.6	62.0
Avg. Dist. to Rail [m]	6.8	2.9	1.1	0.3	1.3	1.9
Avg. Stride Freq. [Hz]	2.3	2.4	2.4	2.4	2.5	2.4
Avg. Stride Length [m]	6.2	7.3	7.4	7.2	7.2	6.9



- [] Ranking at each section and finish
- .-.- No data available at this section
- NA No data available



Horse/Jockey Name	Houston Rocket
Final Rank	8
Fastest Section Time (Section)	0:11.27 (400m)
Top Speed [km/h] (Section)	64.9 (400m)
Race State	Finished



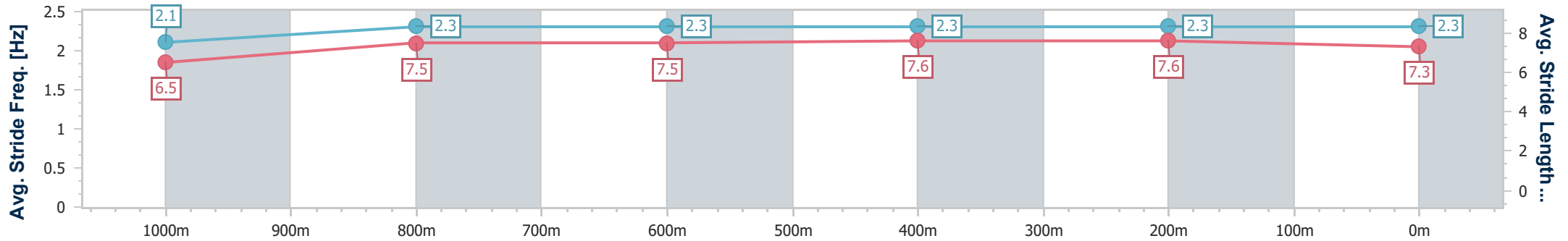
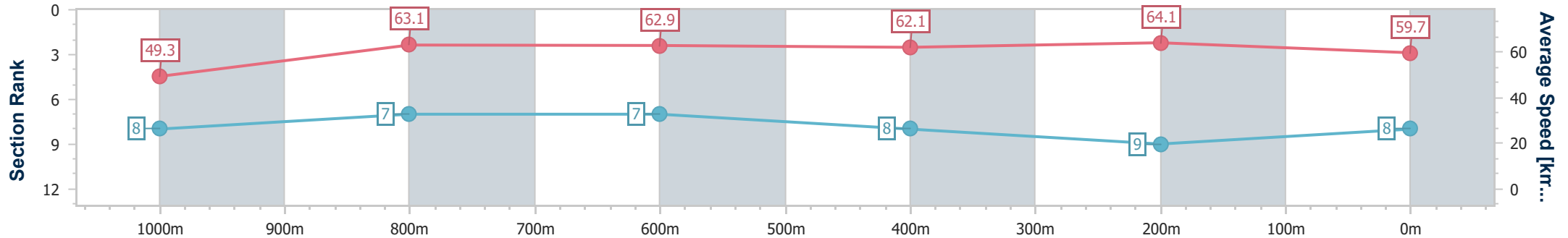
Sunshine Coast QLD Professional
Race 8: MARTIN COLLINS FIBRETRACK Class 3 Handicap - 1200m



01 September 2024 - 17:24

Track Rating: Good 4, Weather: Fine, Rail Position: +7m Entire

Section	Overall	1000m	800m	600m	400m	200m
Section Times	1:12.40 [8] (0:14.59)	0:57.81 [8] (0:11.45)	0:46.36 [7] (0:11.48)	0:34.88 [7] (0:11.55)	0:23.33 [8] (0:11.27)	0:12.06 [9] (0:12.06)
Average Speed [km/h]	49.3	63.1	62.9	62.1	64.1	59.7
Top Speed [km/h]	64.3	64.3	63.6	63.2	64.9	62.3
Avg. Dist. to Rail [m]	4.2	1.4	0.7	0.7	1.6	1.9
Avg. Stride Freq. [Hz]	2.1	2.3	2.3	2.3	2.3	2.3
Avg. Stride Length [m]	6.5	7.5	7.5	7.6	7.6	7.3



- [] Ranking at each section and finish
- .-.- No data available at this section
- NA No data available



Horse/Jockey Name	Al Ash Lad
Final Rank	9
Fastest Section Time (Section)	0:11.20 (1000m)
Top Speed [km/h] (Section)	66.7 (Overall)
Race State	Finished



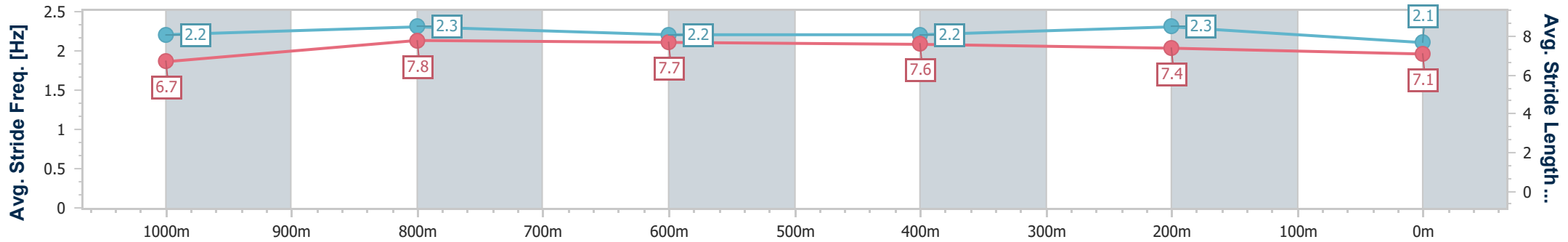
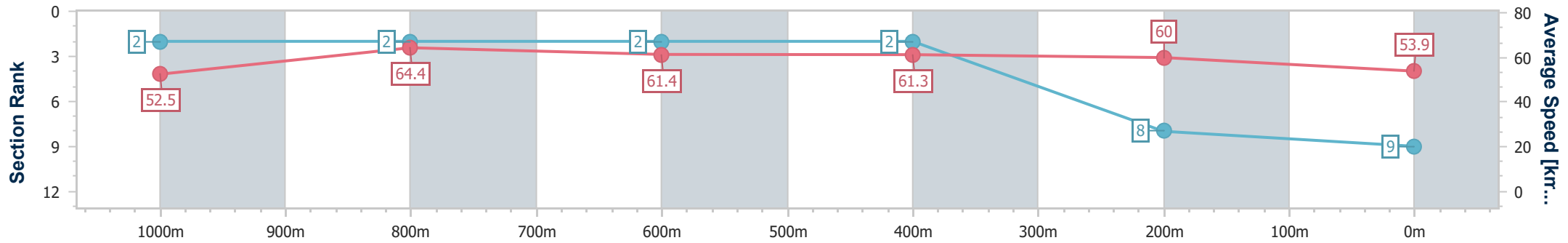
Sunshine Coast QLD Professional
Race 8: MARTIN COLLINS FIBRETRACK Class 3 Handicap - 1200m



01 September 2024 - 17:24

Track Rating: Good 4, Weather: Fine, Rail Position: +7m Entire

Section	Overall	1000m	800m	600m	400m	200m
Section Times	1:13.63 [9] (0:13.70)	0:59.93 [2] (0:11.20)	0:48.73 [2] (0:11.71)	0:37.02 [2] (0:11.68)	0:25.34 [2] (0:12.00)	0:13.34 [8] (0:13.34)
Average Speed [km/h]	52.5	64.4	61.4	61.3	60.0	53.9
Top Speed [km/h]	66.7	66.4	62.1	61.9	62.4	57.6
Avg. Dist. to Rail [m]	2.3	1.0	0.6	1.0	1.2	2.5
Avg. Stride Freq. [Hz]	2.2	2.3	2.2	2.2	2.3	2.1
Avg. Stride Length [m]	6.7	7.8	7.7	7.6	7.4	7.1



- [] Ranking at each section and finish
- .-.-.- No data available at this section
- NA No data available