



# Toowoomba QLD Professional

## Race 2: FOCUS HR Class 2 Plate - 1300m

31 August 2024 - 18:01



Track Rating: Good 3, Weather: Hot, Rail Position: +5m Entire

Section		Overall	1200m	1000m	800m	600m	400m	Last 600m				
Field Times		1:18.41 (0:08.23)	1:10.18 (0:11.03)	0:59.15 (0:11.36)	0:47.79 (0:11.31)	0:36.48 (0:11.72)	0:24.76 (0:12.05)	0:36.48				
Rank	TAB Horse/Jockey	Barrier	Top Speed [km/h]	Fastest Section								Distance Travelled [m]
1	3 TALANA Shania Willis	8	67.6 1200m	0:08.23 Overall	1:18.41 [1] (0:08.23)	1:10.18 [1] (0:11.03)	0:59.15 [1] (0:11.36)	0:47.79 [1] (0:11.31)	0:36.48 [1] (0:11.72)	0:24.76 [1] (0:12.05)	0:36.48	
2	9 NEW JOY Stacey Callow	1	65.9 1200m	0:08.34 Overall	1:18.45 [2] (0:08.34)	1:10.11 [2] (0:11.08)	0:59.03 [2] (0:11.31)	0:47.72 [2] (0:11.34)	0:36.38 [2] (0:11.78)	0:24.60 [2] (0:12.10)	0:36.38	+2
3	6 BLUE CHIP GIRL Landan Sykes	9	66.2 1200m	0:08.64 Overall	1:18.80 [3] (0:08.64)	1:10.16 [4] (0:11.16)	0:59.00 [5] (0:11.25)	0:47.75 [4] (0:11.36)	0:36.39 [4] (0:11.68)	0:24.71 [3] (0:12.12)	0:36.39	+4
4	4 EL KABONG Michael Murphy	11	66.5 1200m	0:09.13 Overall	1:19.24 [4] (0:09.13)	1:10.11 [8] (0:11.11)	0:59.00 [8] (0:11.47)	0:47.53 [8] (0:11.27)	0:36.26 [8] (0:11.84)	0:24.42 [7] (0:12.12)	0:36.26	+4
5	1 ASHIGARU Nathan Fazackerley	3	65.9 1200m	0:08.54 Overall	1:19.28 [5] (0:08.54)	1:10.74 [3] (0:11.13)	0:59.61 [3] (0:11.27)	0:48.34 [3] (0:11.47)	0:36.87 [3] (0:11.88)	0:24.99 [4] (0:12.21)	0:36.87	+1
6	12 UNIQUE ELLE Chelsea Baker	4	66.9 1200m	0:08.65 Overall	1:19.31 [6] (0:08.65)	1:10.66 [5] (0:11.22)	0:59.44 [6] (0:11.46)	0:47.98 [6] (0:11.49)	0:36.49 [6] (0:11.74)	0:24.75 [5] (0:12.25)	0:36.49	+1
7	2 GULF OF SIDRA Paul Hamblin	7	67.4 1200m	0:08.85 Overall	1:19.87 [7] (0:08.85)	1:11.02 [7] (0:11.03)	0:59.99 [7] (0:11.49)	0:48.50 [7] (0:11.50)	0:37.00 [7] (0:11.86)	0:25.14 [6] (0:12.45)	0:37.00	+4
8	11 ROMAN HUSSLER Kenji Yoshida	14	67.6 1200m	0:08.69 Overall	1:21.70 [8] (0:08.69)	1:13.01 [6] (0:11.08)	1:01.93 [4] (0:11.54)	0:50.39 [5] (0:11.49)	0:38.90 [5] (0:12.11)	0:26.79 [8] (0:12.96)	0:38.90	+8
9	8 MISS LENORR Luke Tarrant	2	62.5 1000m	0:10.70 Overall	1:22.99 [9] (0:10.70)	1:12.29 [9] (0:11.83)	1:00.46 [9] (0:11.78)	0:48.68 [9] (0:11.81)	0:36.87 [9] (0:11.95)	0:24.92 [9] (0:12.25)	0:36.87	-2

Scratched: Hava Craicin Time (#14), Discerning (#7), Gaelic Thunder (#10), Duchess Bree (#13), Picador (#5)

[ ] Ranking at each section and finish  
 -:-:- No data available at this section  
 NA No data available

SCN Saddle cloth number  
 DNF Did not finish  
 DNT Did not track



**Toowoomba QLD Professional**  
**Race 2: FOCUS HR Class 2 Plate - 1300m**  
**31 August 2024 - 18:01**



Track Rating: Good 3, Weather: Hot, Rail Position: +5m Entire

Section				200m				Last 600m	
Field Times				0:12.71 (0:12.71)				0:36.48	
Rank	TAB	Horse/Jockey	Barrier	Top Speed [km/h]	Fastest Section	Margin			Distance Travelled [m]
1	3	<b>TALANA</b> Shania Willis	8	67.6 1200m	0:08.23 Overall	0:12.71 [1] (0:12.71)	1:18.41		0:36.48
2	9	<b>NEW JOY</b> Stacey Callow	1	65.9 1200m	0:08.34 Overall	0:12.50 [2] (0:12.50)	0.2L		0:36.38 +2
3	6	<b>BLUE CHIP GIRL</b> Landan Sykes	9	66.2 1200m	0:08.64 Overall	0:12.59 [3] (0:12.59)	2.2L		0:36.39 +4
4	4	<b>EL KABONG</b> Michael Murphy	11	66.5 1200m	0:09.13 Overall	0:12.30 [6] (0:12.30)	4.7L		0:36.26 +4
5	1	<b>ASHIGARU</b> Nathan Fazackerley	3	65.9 1200m	0:08.54 Overall	0:12.78 [4] (0:12.78)	4.9L		0:36.87 +1
6	12	<b>UNIQUE ELLE</b> Chelsea Baker	4	66.9 1200m	0:08.65 Overall	0:12.50 [5] (0:12.50)	5.1L		0:36.49 +1
7	2	<b>GULF OF SIDRA</b> Paul Hamblin	7	67.4 1200m	0:08.85 Overall	0:12.69 [7] (0:12.69)	8.1L		0:37.00 +4
8	11	<b>ROMAN HUSSLER</b> Kenji Yoshida	14	67.6 1200m	0:08.69 Overall	0:13.83 [8] (0:13.83)	18.9L		0:38.90 +8
9	8	<b>MISS LENORR</b> Luke Tarrant	2	62.5 1000m	0:10.70 Overall	0:12.67 [9] (0:12.67)	26.4L		0:36.87 -2

Scratched: Hava Craicin Time (#14), Discerning (#7), Gaelic Thunder (#10), Duchess Bree (#13), Picador (#5)

[ ] Ranking at each section and finish  
 -:-:- No data available at this section  
 NA No data available

SCN Saddle cloth number  
 DNF Did not finish  
 DNT Did not track



Horse/Jockey Name	Talana
Final Rank	1
Fastest Section Time (Section)	0:08.23 (Overall)
Top Speed [km/h] (Section)	67.6 (1200m)
Race State	Finished



### Toowoomba QLD Professional

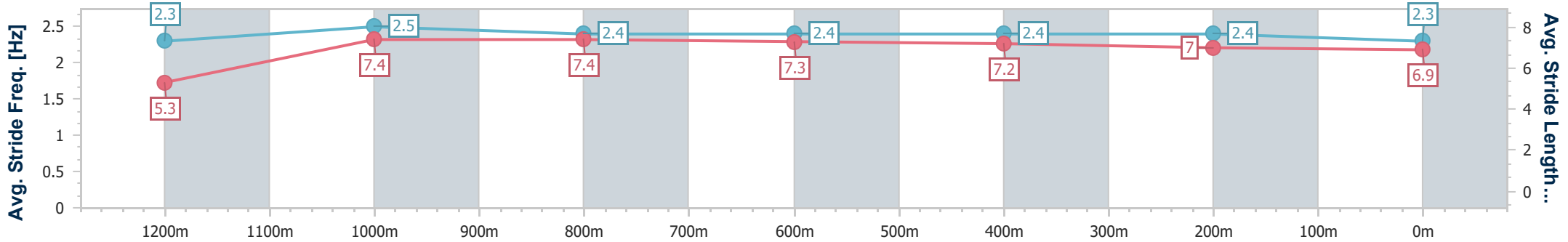
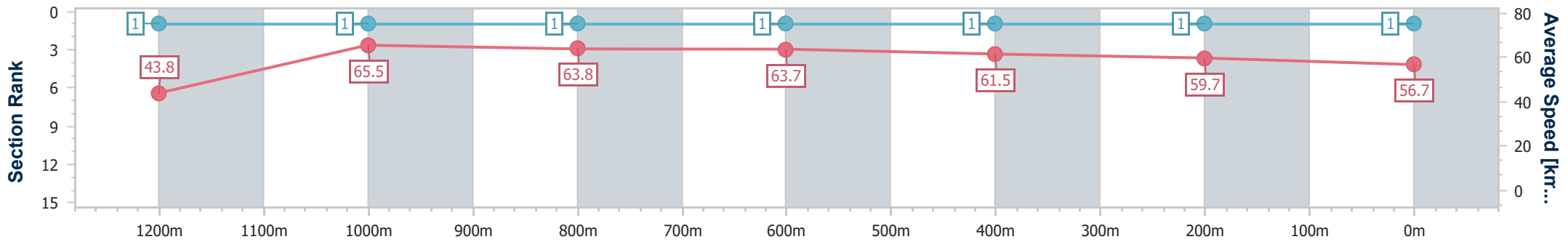
#### Race 2: FOCUS HR Class 2 Plate - 1300m

31 August 2024 - 18:01



Track Rating: Good 3, Weather: Hot, Rail Position: +5m Entire

Section	Overall	1200m	1000m	800m	600m	400m	200m
Section Times	1:18.41 [1] (0:08.23)	1:10.18 [1] (0:11.03)	0:59.15 [1] (0:11.36)	0:47.79 [1] (0:11.31)	0:36.48 [1] (0:11.72)	0:24.76 [1] (0:12.05)	0:12.71 [1] (0:12.71)
Average Speed [km/h]	43.8	65.5	63.8	63.7	61.5	59.7	56.7
Top Speed [km/h]	65.3	67.6	65.8	65.0	63.0	61.9	58.0
Avg. Dist. to Rail [m]	6.8	2.5	1.9	0.5	0.3	0.2	0.6
Avg. Stride Freq. [Hz]	2.3	2.5	2.4	2.4	2.4	2.4	2.3
Avg. Stride Length [m]	5.3	7.4	7.4	7.3	7.2	7.0	6.9



- [ ] Ranking at each section and finish
- .-.- No data available at this section
- NA No data available



Horse/Jockey Name	New Joy
Final Rank	2
Fastest Section Time (Section)	0:08.34 (Overall)
Top Speed [km/h] (Section)	65.9 (1200m)
Race State	Finished



Toowoomba QLD Professional

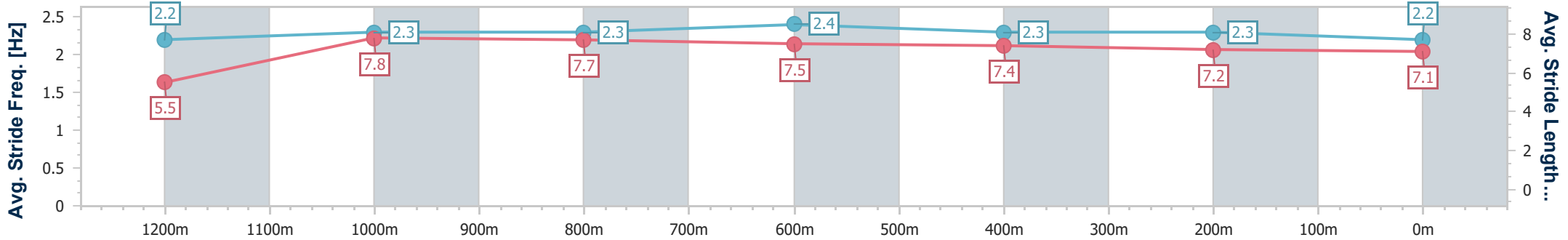
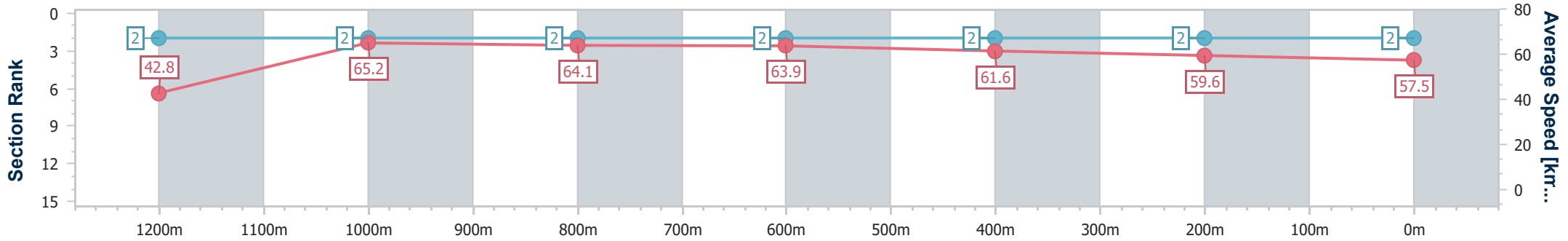
Race 2: FOCUS HR Class 2 Plate - 1300m

31 August 2024 - 18:01



Track Rating: Good 3, Weather: Hot, Rail Position: +5m Entire

Section	Overall	1200m	1000m	800m	600m	400m	200m
Section Times	1:18.45 [2] (0:08.34)	1:10.11 [2] (0:11.08)	0:59.03 [2] (0:11.31)	0:47.72 [2] (0:11.34)	0:36.38 [2] (0:11.78)	0:24.60 [2] (0:12.10)	0:12.50 [2] (0:12.50)
Average Speed [km/h]	42.8	65.2	64.1	63.9	61.6	59.6	57.5
Top Speed [km/h]	64.3	65.9	64.9	64.5	63.9	60.7	58.2
Avg. Dist. to Rail [m]	2.8	1.7	2.5	1.6	1.5	0.8	1.9
Avg. Stride Freq. [Hz]	2.2	2.3	2.3	2.4	2.3	2.3	2.2
Avg. Stride Length [m]	5.5	7.8	7.7	7.5	7.4	7.2	7.1



- [ ] Ranking at each section and finish
- .-.- No data available at this section
- NA No data available



Horse/Jockey Name	Blue Chip Girl
Final Rank	3
Fastest Section Time (Section)	0:08.64 (Overall)
Top Speed [km/h] (Section)	66.2 (1200m)
Race State	Finished



Toowoomba QLD Professional

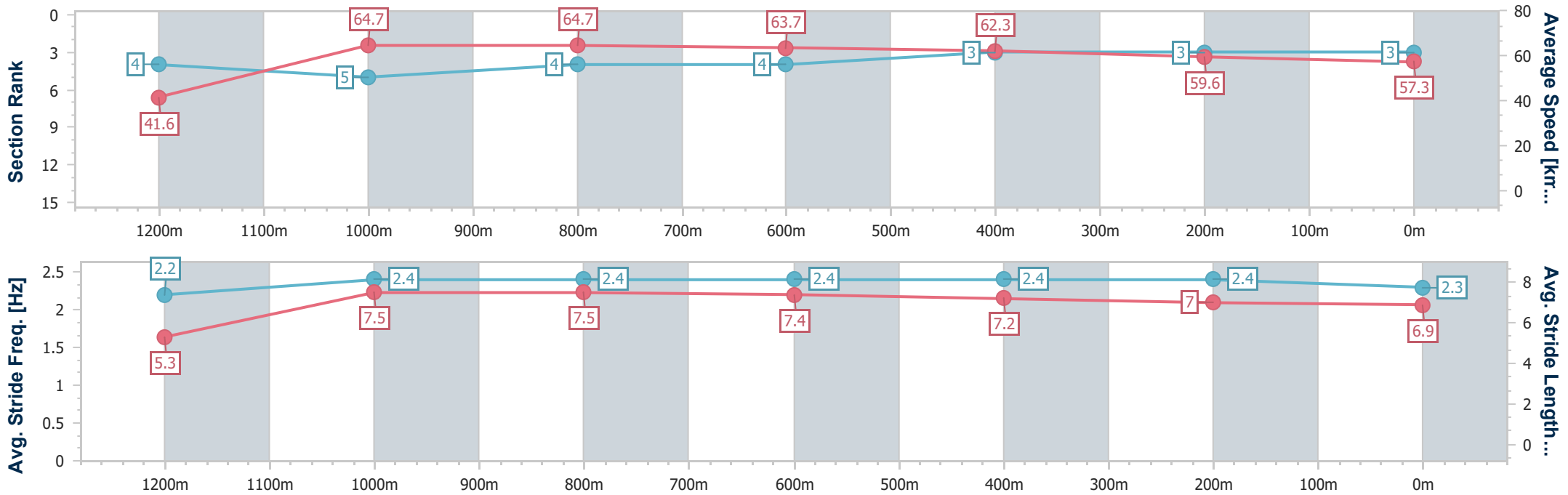
Race 2: FOCUS HR Class 2 Plate - 1300m

31 August 2024 - 18:01



Track Rating: Good 3, Weather: Hot, Rail Position: +5m Entire

Section	Overall	1200m	1000m	800m	600m	400m	200m
Section Times	1:18.80 [3] (0:08.64)	1:10.16 [4] (0:11.16)	0:59.00 [5] (0:11.25)	0:47.75 [4] (0:11.36)	0:36.39 [4] (0:11.68)	0:24.71 [3] (0:12.12)	0:12.59 [3] (0:12.59)
Average Speed [km/h]	41.6	64.7	64.7	63.7	62.3	59.6	57.3
Top Speed [km/h]	62.5	66.2	65.2	64.7	63.7	61.7	58.2
Avg. Dist. to Rail [m]	8.2	4.0	3.1	1.6	1.5	1.9	3.3
Avg. Stride Freq. [Hz]	2.2	2.4	2.4	2.4	2.4	2.4	2.3
Avg. Stride Length [m]	5.3	7.5	7.5	7.4	7.2	7.0	6.9



- [ ] Ranking at each section and finish
- .-.- No data available at this section
- NA No data available



Horse/Jockey Name	El Kabong
Final Rank	4
Fastest Section Time (Section)	0:09.13 (Overall)
Top Speed [km/h] (Section)	66.5 (1200m)
Race State	Finished



### Toowoomba QLD Professional

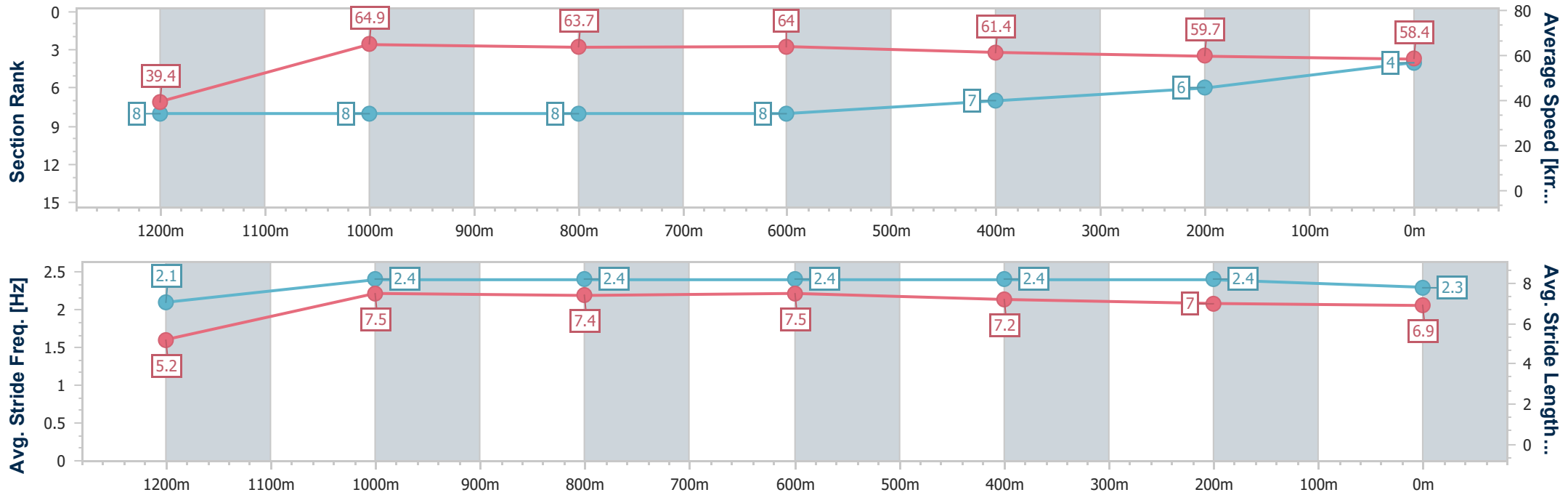
Race 2: FOCUS HR Class 2 Plate - 1300m

31 August 2024 - 18:01



Track Rating: Good 3, Weather: Hot, Rail Position: +5m Entire

Section	Overall	1200m	1000m	800m	600m	400m	200m
Section Times	1:19.24 [4] (0:09.13)	1:10.11 [8] (0:11.11)	0:59.00 [8] (0:11.47)	0:47.53 [8] (0:11.27)	0:36.26 [8] (0:11.84)	0:24.42 [7] (0:12.12)	0:12.30 [6] (0:12.30)
Average Speed [km/h]	39.4	64.9	63.7	64.0	61.4	59.7	58.4
Top Speed [km/h]	60.4	66.5	64.9	64.6	63.7	60.8	59.5
Avg. Dist. to Rail [m]	9.3	4.4	3.4	0.9	1.4	2.4	3.7
Avg. Stride Freq. [Hz]	2.1	2.4	2.4	2.4	2.4	2.4	2.3
Avg. Stride Length [m]	5.2	7.5	7.4	7.5	7.2	7.0	6.9



- [ ] Ranking at each section and finish
- .-.- No data available at this section
- NA No data available



Horse/Jockey Name	Ashigaru
Final Rank	5
Fastest Section Time (Section)	0:08.54 (Overall)
Top Speed [km/h] (Section)	65.9 (1200m)
Race State	Finished



Toowoomba QLD Professional

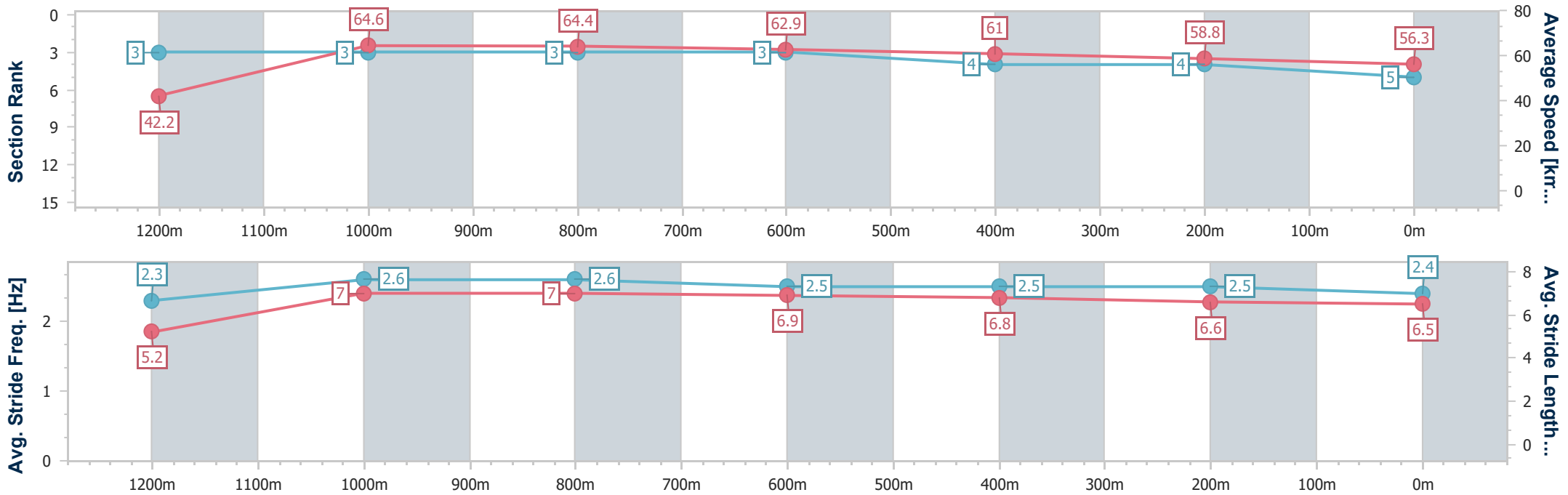
Race 2: FOCUS HR Class 2 Plate - 1300m

31 August 2024 - 18:01



Track Rating: Good 3, Weather: Hot, Rail Position: +5m Entire

Section	Overall	1200m	1000m	800m	600m	400m	200m
Section Times	1:19.28 [5] (0:08.54)	1:10.74 [3] (0:11.13)	0:59.61 [3] (0:11.27)	0:48.34 [3] (0:11.47)	0:36.87 [3] (0:11.88)	0:24.99 [4] (0:12.21)	0:12.78 [4] (0:12.78)
Average Speed [km/h]	42.2	64.6	64.4	62.9	61.0	58.8	56.3
Top Speed [km/h]	62.2	65.9	65.5	64.1	63.3	59.5	58.7
Avg. Dist. to Rail [m]	4.6	2.7	1.9	1.0	1.1	0.5	0.3
Avg. Stride Freq. [Hz]	2.3	2.6	2.6	2.5	2.5	2.5	2.4
Avg. Stride Length [m]	5.2	7.0	7.0	6.9	6.8	6.6	6.5



- [ ] Ranking at each section and finish
- .-.- No data available at this section
- NA No data available



Horse/Jockey Name	Unique Elle
Final Rank	6
Fastest Section Time (Section)	0:08.65 (Overall)
Top Speed [km/h] (Section)	66.9 (1200m)
Race State	Finished



Toowoomba QLD Professional

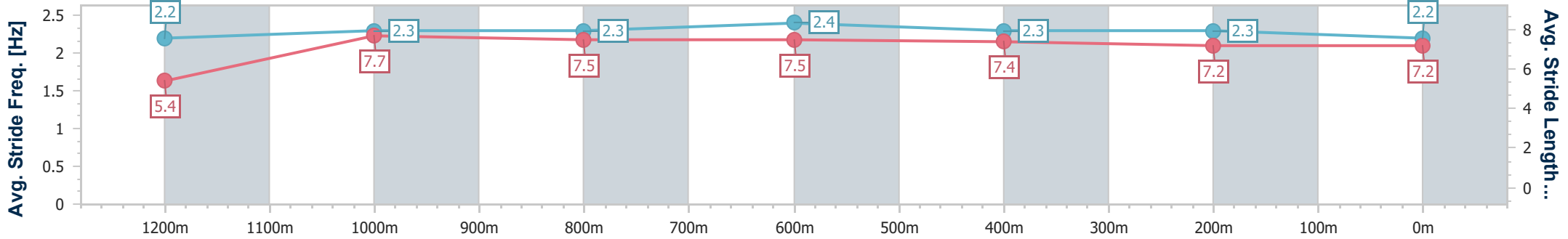
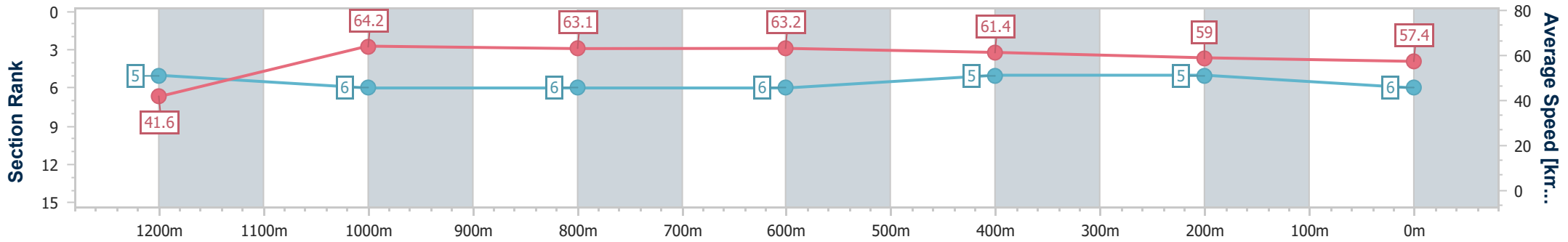
Race 2: FOCUS HR Class 2 Plate - 1300m

31 August 2024 - 18:01



Track Rating: Good 3, Weather: Hot, Rail Position: +5m Entire

Section	Overall	1200m	1000m	800m	600m	400m	200m
Section Times	1:19.31 [6] (0:08.65)	1:10.66 [5] (0:11.22)	0:59.44 [6] (0:11.46)	0:47.98 [6] (0:11.49)	0:36.49 [6] (0:11.74)	0:24.75 [5] (0:12.25)	0:12.50 [5] (0:12.50)
Average Speed [km/h]	41.6	64.2	63.1	63.2	61.4	59.0	57.4
Top Speed [km/h]	60.3	66.9	64.0	65.4	63.2	60.6	59.3
Avg. Dist. to Rail [m]	2.6	0.4	1.3	1.6	0.7	1.4	0.9
Avg. Stride Freq. [Hz]	2.2	2.3	2.3	2.4	2.3	2.3	2.2
Avg. Stride Length [m]	5.4	7.7	7.5	7.5	7.4	7.2	7.2



- [ ] Ranking at each section and finish
- .-.- No data available at this section
- NA No data available





Horse/Jockey Name	Gulf Of Sidra
Final Rank	7
Fastest Section Time (Section)	0:08.85 (Overall)
Top Speed [km/h] (Section)	67.4 (1200m)
Race State	Finished



Toowoomba QLD Professional

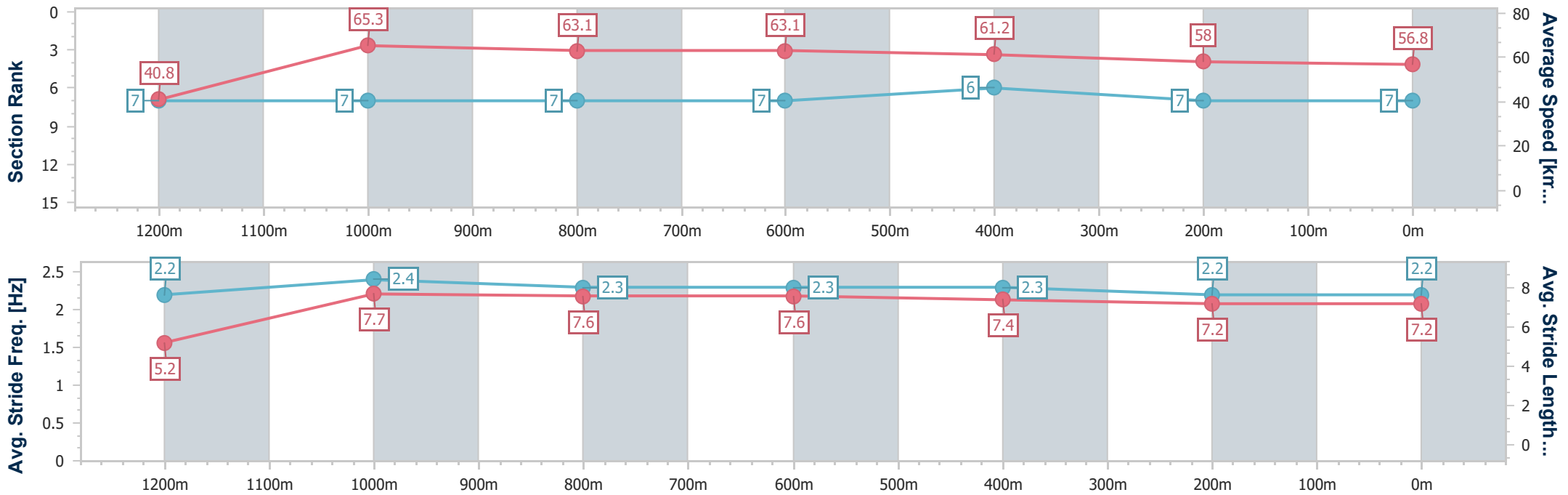
Race 2: FOCUS HR Class 2 Plate - 1300m

31 August 2024 - 18:01

Track Rating: Good 3, Weather: Hot, Rail Position: +5m Entire



Section	Overall	1200m	1000m	800m	600m	400m	200m
Section Times	1:19.87 [7] (0:08.85)	1:11.02 [7] (0:11.03)	0:59.99 [7] (0:11.49)	0:48.50 [7] (0:11.50)	0:37.00 [7] (0:11.86)	0:25.14 [6] (0:12.45)	0:12.69 [7] (0:12.69)
Average Speed [km/h]	40.8	65.3	63.1	63.1	61.2	58.0	56.8
Top Speed [km/h]	60.9	67.4	64.2	63.8	63.1	60.0	57.8
Avg. Dist. to Rail [m]	5.8	3.2	2.5	2.3	1.3	0.6	0.2
Avg. Stride Freq. [Hz]	2.2	2.4	2.3	2.3	2.3	2.2	2.2
Avg. Stride Length [m]	5.2	7.7	7.6	7.6	7.4	7.2	7.2



- [ ] Ranking at each section and finish
- .-.- No data available at this section
- NA No data available



Horse/Jockey Name	Roman Hussler
Final Rank	8
Fastest Section Time (Section)	0:08.69 (Overall)
Top Speed [km/h] (Section)	67.6 (1200m)
Race State	Finished



Toowoomba QLD Professional

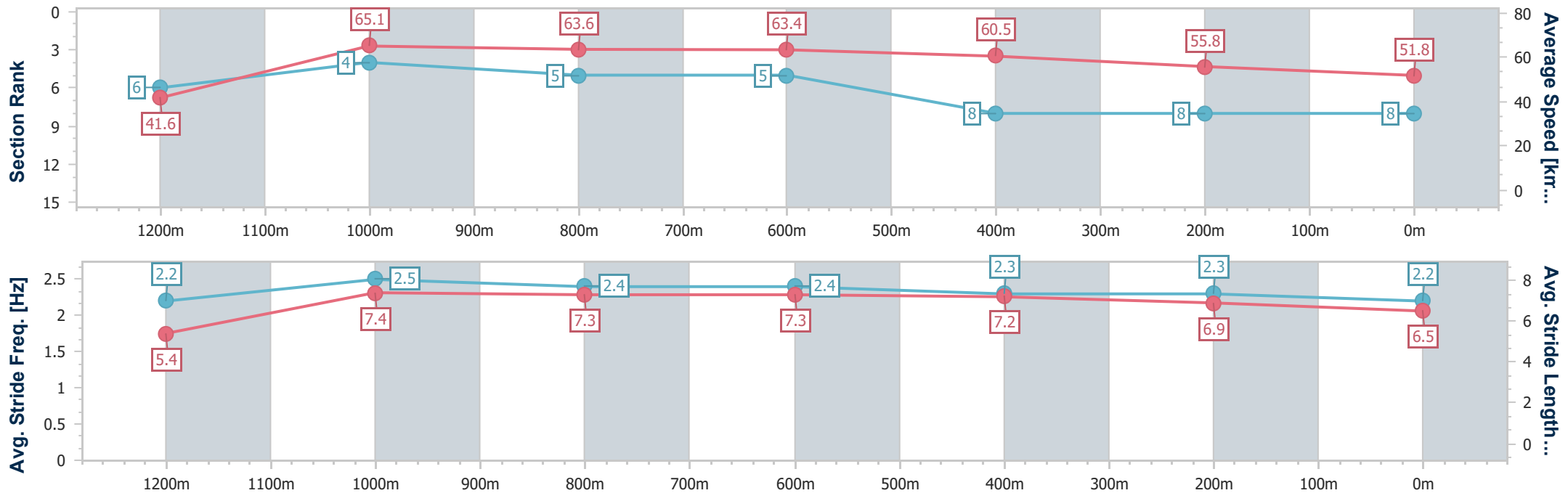
Race 2: FOCUS HR Class 2 Plate - 1300m

31 August 2024 - 18:01



Track Rating: Good 3, Weather: Hot, Rail Position: +5m Entire

Section	Overall	1200m	1000m	800m	600m	400m	200m
Section Times	1:21.70 [8] (0:08.69)	1:13.01 [6] (0:11.08)	1:01.93 [4] (0:11.54)	0:50.39 [5] (0:11.49)	0:38.90 [5] (0:12.11)	0:26.79 [8] (0:12.96)	0:13.83 [8] (0:13.83)
Average Speed [km/h]	41.6	65.1	63.6	63.4	60.5	55.8	51.8
Top Speed [km/h]	62.2	67.6	64.5	64.3	63.0	58.3	53.8
Avg. Dist. to Rail [m]	8.3	3.4	3.9	4.2	3.1	2.1	1.6
Avg. Stride Freq. [Hz]	2.2	2.5	2.4	2.4	2.3	2.3	2.2
Avg. Stride Length [m]	5.4	7.4	7.3	7.3	7.2	6.9	6.5



- [ ] Ranking at each section and finish
- .-.- No data available at this section
- NA No data available



Horse/Jockey Name	Miss Lenorr
Final Rank	9
Fastest Section Time (Section)	0:10.70 (Overall)
Top Speed [km/h] (Section)	62.5 (1000m)
Race State	Finished



Toowoomba QLD Professional

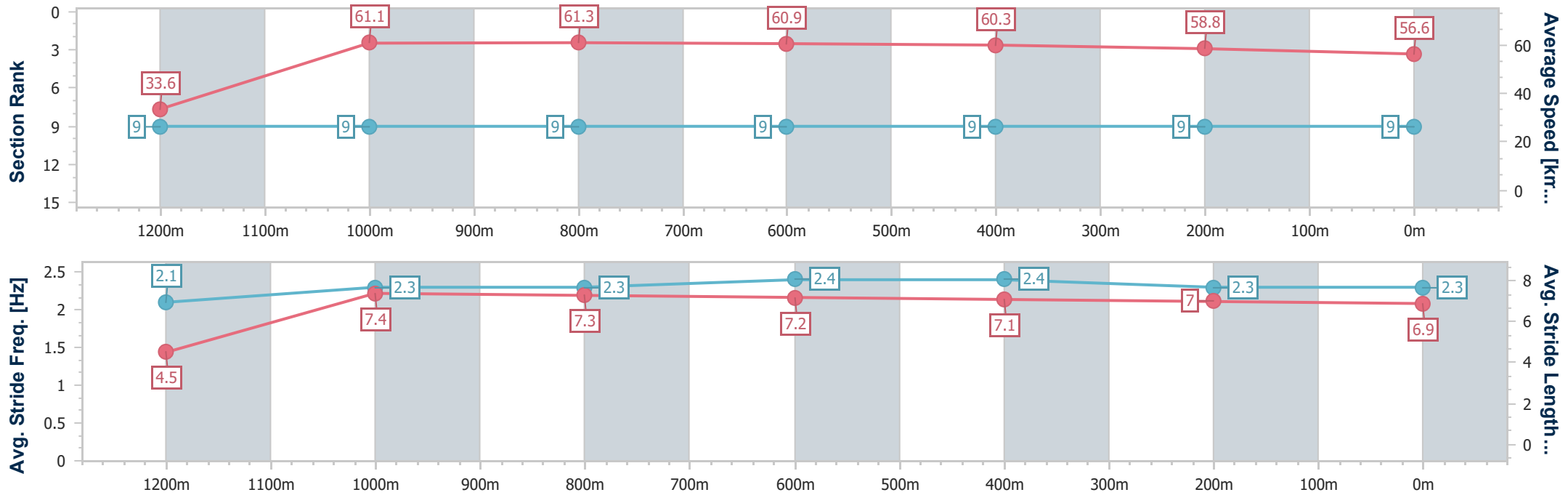
Race 2: FOCUS HR Class 2 Plate - 1300m

31 August 2024 - 18:01



Track Rating: Good 3, Weather: Hot, Rail Position: +5m Entire

Section	Overall	1200m	1000m	800m	600m	400m	200m
Section Times	1:22.99 [9] (0:10.70)	1:12.29 [9] (0:11.83)	1:00.46 [9] (0:11.78)	0:48.68 [9] (0:11.81)	0:36.87 [9] (0:11.95)	0:24.92 [9] (0:12.25)	0:12.67 [9] (0:12.67)
Average Speed [km/h]	33.6	61.1	61.3	60.9	60.3	58.8	56.6
Top Speed [km/h]	57.5	62.5	62.5	61.9	61.9	59.7	59.7
Avg. Dist. to Rail [m]	3.3	1.3	1.3	0.7	0.4	0.3	0.8
Avg. Stride Freq. [Hz]	2.1	2.3	2.3	2.4	2.4	2.3	2.3
Avg. Stride Length [m]	4.5	7.4	7.3	7.2	7.1	7.0	6.9



- [ ] Ranking at each section and finish
- .-.- No data available at this section
- NA No data available