



# Toowoomba QLD Professional

## Race 1: PRYDE'S EASIFEED BENCHMARK 60 Handicap - 1100m

31 August 2024 - 17:24



Track Rating: Good 4 , Weather: Hot, Rail Position: +5m Entire

Section		Overall	1000m	800m	600m	400m	200m	Last 600m					
Field Times		1:07.03 (0:08.83)	0:58.20 (0:11.48)	0:46.72 (0:11.39)	0:35.33 (0:11.68)	0:23.65 (0:11.73)	0:11.92 (0:11.92)	0:35.33					
Rank	TAB Horse/Jockey	Barrier	Top Speed [km/h]	Fastest Section							Margin	Distance Travelled [m]	
1	5 <b>PINK THUNDER</b> Chelsea Baker	3	65.3 1000m	0:08.83 Overall	1:07.03 [1] (0:08.83)	0:58.20 [1] (0:11.48)	0:46.72 [1] (0:11.39)	0:35.33 [1] (0:11.68)	0:23.65 [1] (0:11.73)	0:11.92 [1] (0:11.92)	1:07.03	0:35.33	
2	7 <b>BUTT HEADS</b> Les Tilley	5	66.5 Overall	0:09.49 Overall	1:07.18 [2] (0:09.49)	0:57.69 [7] (0:11.40)	0:46.29 [6] (0:11.42)	0:34.87 [6] (0:11.45)	0:23.42 [6] (0:11.71)	0:11.71 [5] (0:11.71)	0.8L	0:34.87	-7
3	11 <b>BOOM BOOM BELLA</b> Anthony Allen	9	64.7 800m	0:09.34 Overall	1:07.19 [3] (0:09.34)	0:57.85 [6] (0:11.64)	0:46.21 [7] (0:11.44)	0:34.77 [8] (0:11.44)	0:23.33 [8] (0:11.57)	0:11.76 [3] (0:11.76)	0.9L	0:34.77	+1
4	4 <b>KOZANI</b> Landan Sykes	6	64.7 800m	0:09.16 Overall	1:07.32 [4] (0:09.16)	0:58.16 [4] (0:11.52)	0:46.64 [5] (0:11.50)	0:35.14 [5] (0:11.53)	0:23.61 [4] (0:11.72)	0:11.89 [4] (0:11.89)	1.7L	0:35.14	+4
5	8 <b>GOOD'N'LUCKY</b> Karl Zechner	7	65.4 1000m	0:09.09 Overall	1:07.56 [5] (0:09.09)	0:58.47 [3] (0:11.43)	0:47.04 [2] (0:11.41)	0:35.63 [2] (0:11.50)	0:24.13 [2] (0:11.91)	0:12.22 [2] (0:12.22)	3L	0:35.63	+0
6	12 <b>ANNAKURI</b> Luke Tarrant	2	63.7 600m	0:08.99 Overall	1:07.65 [6] (0:08.99)	0:58.66 [2] (0:11.54)	0:47.12 [3] (0:11.54)	0:35.58 [4] (0:11.68)	0:23.90 [5] (0:11.75)	0:12.15 [7] (0:12.15)	3.4L	0:35.58	-1
7	1 <b>SHOCK AND AWE</b> Paul Hamblin	8	65.1 1000m	0:09.19 Overall	1:07.86 [7] (0:09.19)	0:58.67 [5] (0:11.36)	0:47.31 [4] (0:11.41)	0:35.90 [3] (0:11.65)	0:24.25 [3] (0:11.87)	0:12.38 [6] (0:12.38)	4.7L	0:35.90	+6
8	9 <b>IMPERIONESS</b> Hannah Richardson	11	65.7 800m	0:09.65 Overall	1:07.98 [8] (0:09.65)	0:58.33 [8] (0:11.39)	0:46.94 [8] (0:11.34)	0:35.60 [7] (0:11.47)	0:24.13 [7] (0:11.86)	0:12.27 [8] (0:12.27)	5.2L	0:35.60	+3

Scratched: Smiling Zac (#2), Roconono (#6), Uchi (#3), So Extra (#10)

[ ] Ranking at each section and finish  
 -:-:- No data available at this section  
 NA No data available

SCN Saddle cloth number  
 DNF Did not finish  
 DNT Did not track



Horse/Jockey Name	Pink Thunder
Final Rank	1
Fastest Section Time (Section)	0:08.83 (Overall)
Top Speed [km/h] (Section)	65.3 (1000m)
Race State	Finished



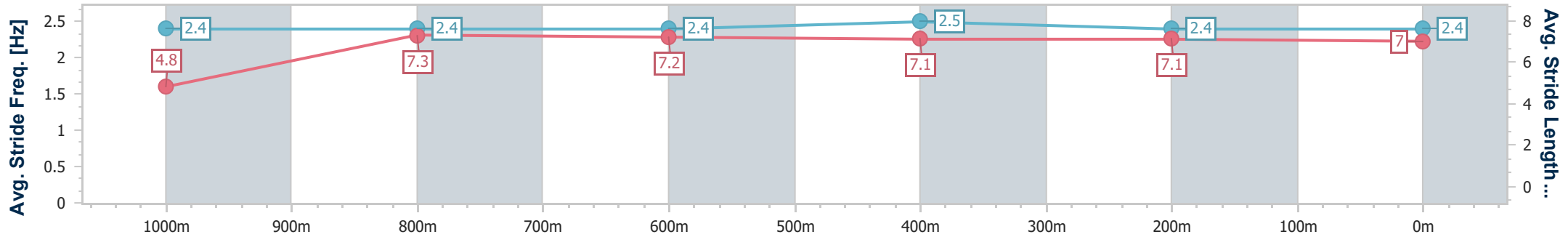
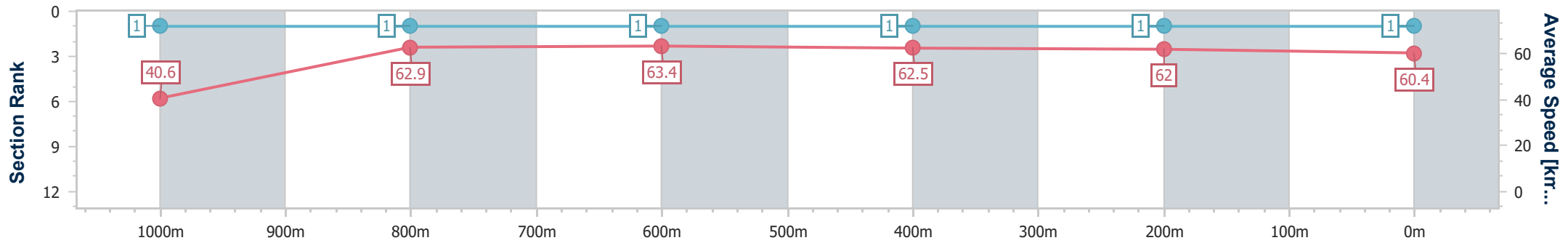
Toowoomba QLD Professional  
Race 1: PRYDE'S EASIFEED BENCHMARK 60 Handicap - 1100m



31 August 2024 - 17:24

Track Rating: Good 4 , Weather: Hot, Rail Position: +5m Entire

Section	Overall	1000m	800m	600m	400m	200m
Section Times	1:07.03 [1] (0:08.83)	0:58.20 [1] (0:11.48)	0:46.72 [1] (0:11.39)	0:35.33 [1] (0:11.68)	0:23.65 [1] (0:11.73)	0:11.92 [1] (0:11.92)
Average Speed [km/h]	40.6	62.9	63.4	62.5	62.0	60.4
Top Speed [km/h]	65.1	65.3	64.4	64.3	62.8	62.0
Avg. Dist. to Rail [m]	3.4	0.4	1.3	2.9	1.7	1.0
Avg. Stride Freq. [Hz]	2.4	2.4	2.4	2.5	2.4	2.4
Avg. Stride Length [m]	4.8	7.3	7.2	7.1	7.1	7.0



- [ ] Ranking at each section and finish
- .-.- No data available at this section
- NA No data available



Horse/Jockey Name	Butt Heads
Final Rank	2
Fastest Section Time (Section)	0:09.49 (Overall)
Top Speed [km/h] (Section)	66.5 (Overall)
Race State	Finished



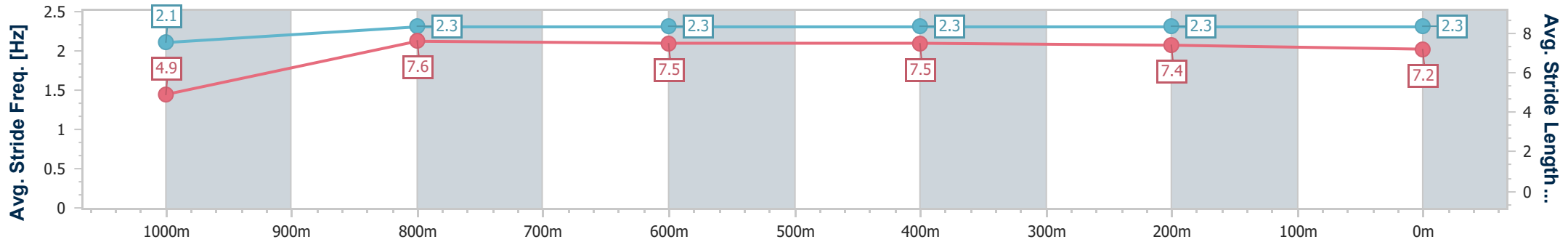
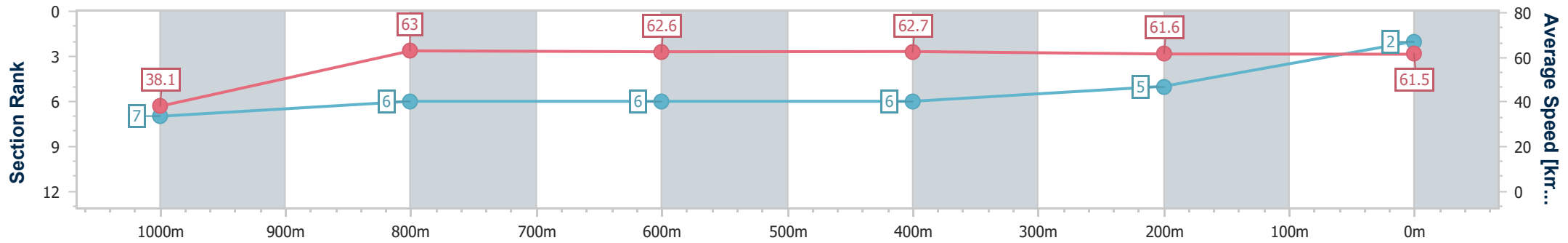
Toowoomba QLD Professional  
Race 1: PRYDE'S EASIFEED BENCHMARK 60 Handicap - 1100m



31 August 2024 - 17:24

Track Rating: Good 4 , Weather: Hot, Rail Position: +5m Entire

Section	Overall	1000m	800m	600m	400m	200m
Section Times	1:07.18 [2] (0:09.49)	0:57.69 [7] (0:11.40)	0:46.29 [6] (0:11.42)	0:34.87 [6] (0:11.45)	0:23.42 [6] (0:11.71)	0:11.71 [5] (0:11.71)
Average Speed [km/h]	38.1	63.0	62.6	62.7	61.6	61.5
Top Speed [km/h]	66.5	66.2	63.7	64.0	63.4	63.0
Avg. Dist. to Rail [m]	3.7	1.2	1.0	0.3	0.8	1.1
Avg. Stride Freq. [Hz]	2.1	2.3	2.3	2.3	2.3	2.3
Avg. Stride Length [m]	4.9	7.6	7.5	7.5	7.4	7.2



- [ ] Ranking at each section and finish
- .-.- No data available at this section
- NA No data available



Horse/Jockey Name	Boom Boom Bella
Final Rank	3
Fastest Section Time (Section)	0:09.34 (Overall)
Top Speed [km/h] (Section)	64.7 (800m)
Race State	Finished



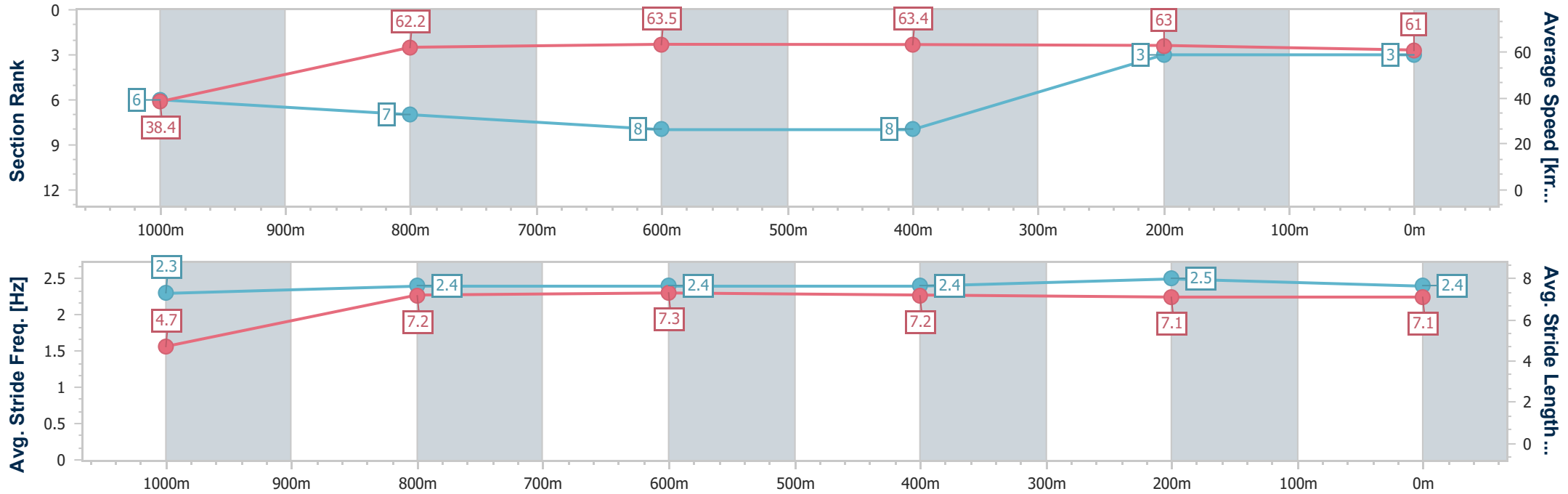
Toowoomba QLD Professional  
Race 1: PRYDE'S EASIFEED BENCHMARK 60 Handicap - 1100m



31 August 2024 - 17:24

Track Rating: Good 4 , Weather: Hot, Rail Position: +5m Entire

Section	Overall	1000m	800m	600m	400m	200m
Section Times	1:07.19 [3] (0:09.34)	0:57.85 [6] (0:11.64)	0:46.21 [7] (0:11.44)	0:34.77 [8] (0:11.44)	0:23.33 [8] (0:11.57)	0:11.76 [3] (0:11.76)
Average Speed [km/h]	38.4	62.2	63.5	63.4	63.0	61.0
Top Speed [km/h]	60.2	63.1	64.7	64.1	63.9	61.9
Avg. Dist. to Rail [m]	7.1	1.1	2.5	1.9	3.4	3.9
Avg. Stride Freq. [Hz]	2.3	2.4	2.4	2.4	2.5	2.4
Avg. Stride Length [m]	4.7	7.2	7.3	7.2	7.1	7.1



- [ ] Ranking at each section and finish
- .-.- No data available at this section
- NA No data available



Horse/Jockey Name	Kozani
Final Rank	4
Fastest Section Time (Section)	0:09.16 (Overall)
Top Speed [km/h] (Section)	64.7 (800m)
Race State	Finished



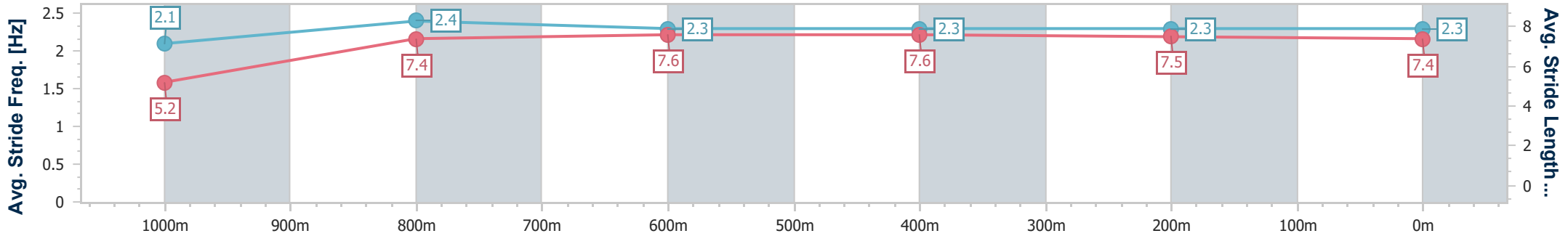
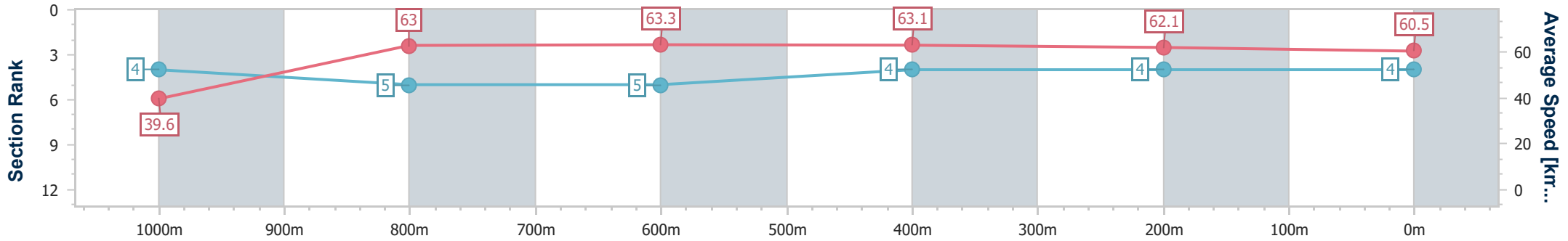
Toowoomba QLD Professional  
Race 1: PRYDE'S EASIFEED BENCHMARK 60 Handicap - 1100m



31 August 2024 - 17:24

Track Rating: Good 4 , Weather: Hot, Rail Position: +5m Entire

Section	Overall	1000m	800m	600m	400m	200m
Section Times	1:07.32 [4] (0:09.16)	0:58.16 [4] (0:11.52)	0:46.64 [5] (0:11.50)	0:35.14 [5] (0:11.53)	0:23.61 [4] (0:11.72)	0:11.89 [4] (0:11.89)
Average Speed [km/h]	39.6	63.0	63.3	63.1	62.1	60.5
Top Speed [km/h]	62.7	63.7	64.7	63.9	62.5	62.3
Avg. Dist. to Rail [m]	4.6	2.4	3.3	2.6	2.3	1.0
Avg. Stride Freq. [Hz]	2.1	2.4	2.3	2.3	2.3	2.3
Avg. Stride Length [m]	5.2	7.4	7.6	7.6	7.5	7.4



- [ ] Ranking at each section and finish
- .-.- No data available at this section
- NA No data available



Horse/Jockey Name	Good'n'lucky
Final Rank	5
Fastest Section Time (Section)	0:09.09 (Overall)
Top Speed [km/h] (Section)	65.4 (1000m)
Race State	Finished



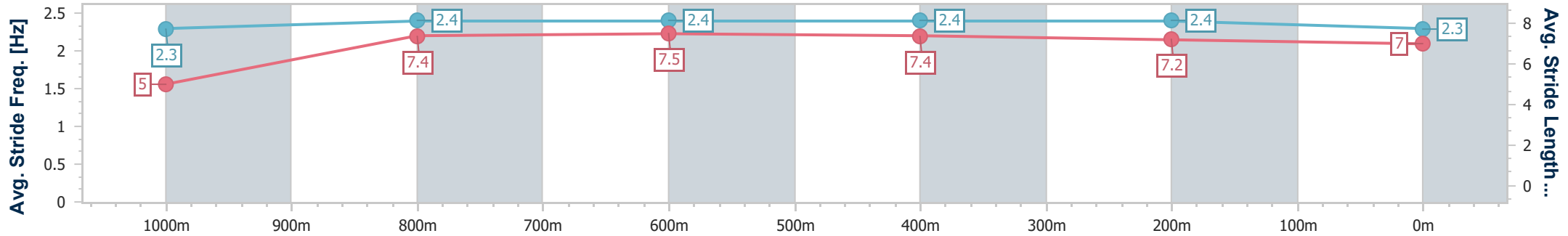
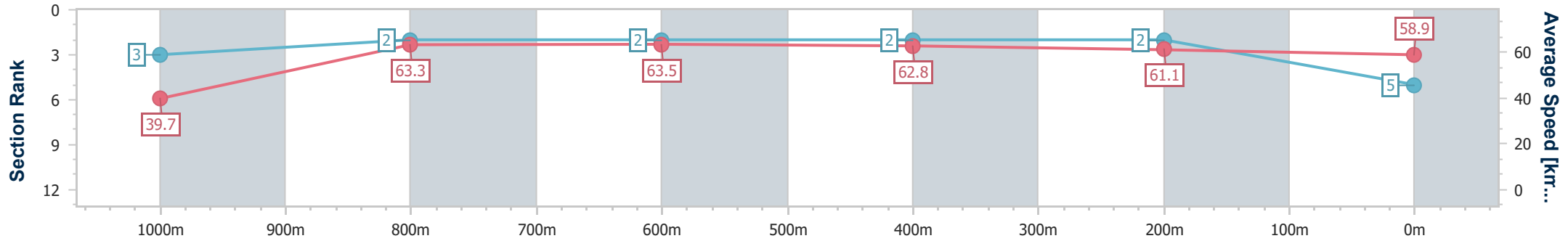
Toowoomba QLD Professional  
 Race 1: PRYDE'S EASIFEED BENCHMARK 60 Handicap - 1100m



31 August 2024 - 17:24

Track Rating: Good 4 , Weather: Hot, Rail Position: +5m Entire

Section	Overall	1000m	800m	600m	400m	200m
Section Times	1:07.56 [5] (0:09.09)	0:58.47 [3] (0:11.43)	0:47.04 [2] (0:11.41)	0:35.63 [2] (0:11.50)	0:24.13 [2] (0:11.91)	0:12.22 [2] (0:12.22)
Average Speed [km/h]	39.7	63.3	63.5	62.8	61.1	58.9
Top Speed [km/h]	64.3	65.4	65.0	65.2	61.9	60.6
Avg. Dist. to Rail [m]	5.0	1.8	0.8	1.0	2.3	2.3
Avg. Stride Freq. [Hz]	2.3	2.4	2.4	2.4	2.4	2.3
Avg. Stride Length [m]	5.0	7.4	7.5	7.4	7.2	7.0



- [ ] Ranking at each section and finish
- .-.- No data available at this section
- NA No data available



Horse/Jockey Name	Annakuri
Final Rank	6
Fastest Section Time (Section)	0:08.99 (Overall)
Top Speed [km/h] (Section)	63.7 (600m)
Race State	Finished



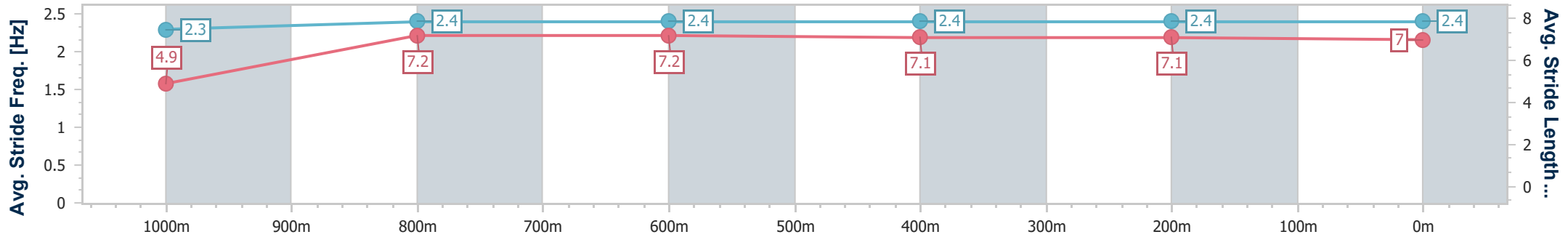
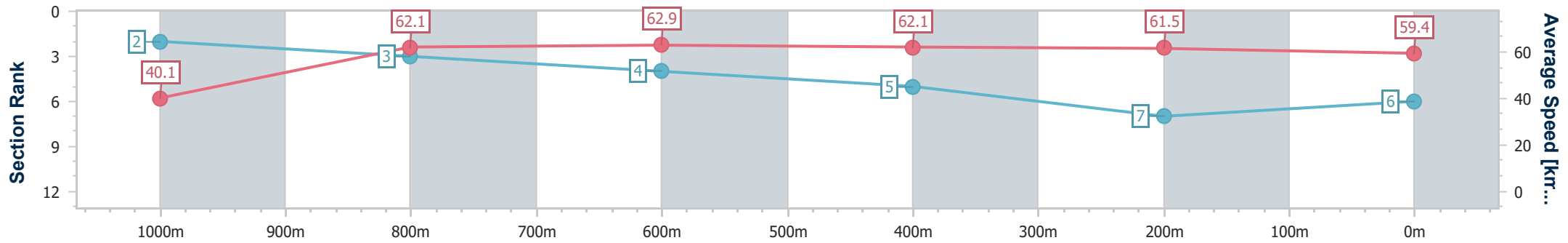
Toowoomba QLD Professional  
Race 1: PRYDE'S EASIFEED BENCHMARK 60 Handicap - 1100m



31 August 2024 - 17:24

Track Rating: Good 4 , Weather: Hot, Rail Position: +5m Entire

Section	Overall	1000m	800m	600m	400m	200m
Section Times	1:07.65 [6] (0:08.99)	0:58.66 [2] (0:11.54)	0:47.12 [3] (0:11.54)	0:35.58 [4] (0:11.68)	0:23.90 [5] (0:11.75)	0:12.15 [7] (0:12.15)
Average Speed [km/h]	40.1	62.1	62.9	62.1	61.5	59.4
Top Speed [km/h]	63.0	63.7	63.5	63.7	62.2	61.3
Avg. Dist. to Rail [m]	2.7	0.6	1.6	1.8	0.9	1.2
Avg. Stride Freq. [Hz]	2.3	2.4	2.4	2.4	2.4	2.4
Avg. Stride Length [m]	4.9	7.2	7.2	7.1	7.1	7.0



- [ ] Ranking at each section and finish
- .-.- No data available at this section
- NA No data available



Horse/Jockey Name	Shock And Awe
Final Rank	7
Fastest Section Time (Section)	0:09.19 (Overall)
Top Speed [km/h] (Section)	65.1 (1000m)
Race State	Finished



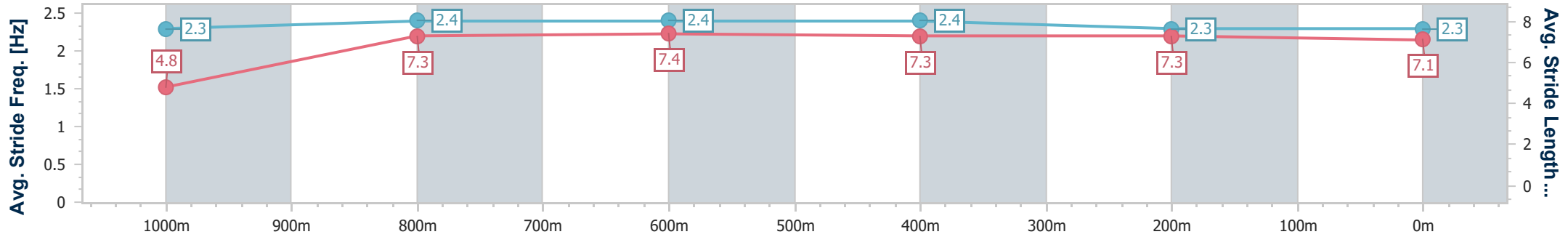
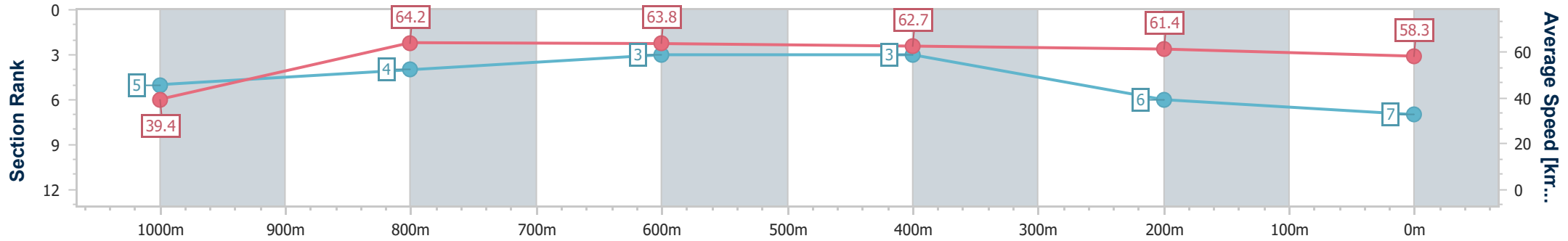
Toowoomba QLD Professional  
Race 1: PRYDE'S EASIFEED BENCHMARK 60 Handicap - 1100m



31 August 2024 - 17:24

Track Rating: Good 4 , Weather: Hot, Rail Position: +5m Entire

Section	Overall	1000m	800m	600m	400m	200m
Section Times	1:07.86 [7] (0:09.19)	0:58.67 [5] (0:11.36)	0:47.31 [4] (0:11.41)	0:35.90 [3] (0:11.65)	0:24.25 [3] (0:11.87)	0:12.38 [6] (0:12.38)
Average Speed [km/h]	39.4	64.2	63.8	62.7	61.4	58.3
Top Speed [km/h]	64.1	65.1	64.4	64.2	62.7	59.9
Avg. Dist. to Rail [m]	7.1	2.9	3.1	3.2	4.0	2.7
Avg. Stride Freq. [Hz]	2.3	2.4	2.4	2.4	2.3	2.3
Avg. Stride Length [m]	4.8	7.3	7.4	7.3	7.3	7.1



- [ ] Ranking at each section and finish
- .-.- No data available at this section
- NA No data available





Horse/Jockey Name	Imperioness
Final Rank	8
Fastest Section Time (Section)	0:09.65 (Overall)
Top Speed [km/h] (Section)	65.7 (800m)
Race State	Finished



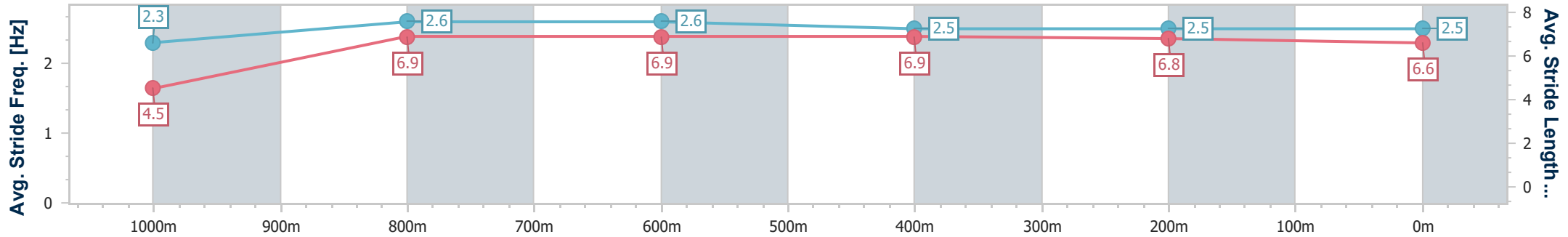
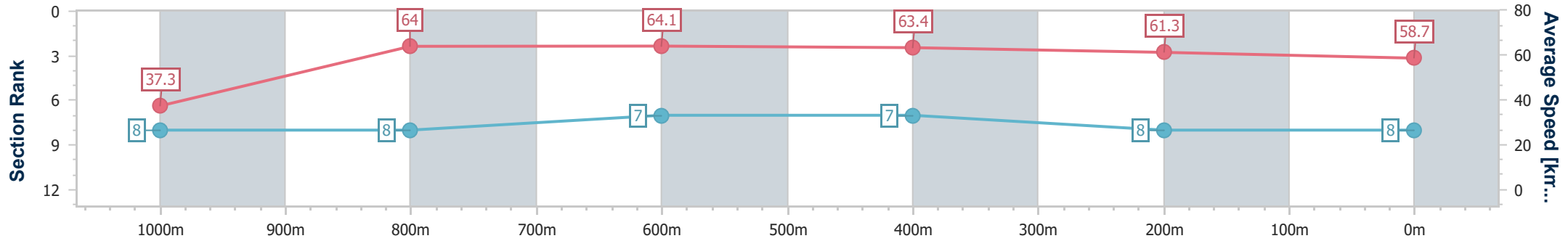
Toowoomba QLD Professional  
Race 1: PRYDE'S EASIFEED BENCHMARK 60 Handicap - 1100m



31 August 2024 - 17:24

Track Rating: Good 4 , Weather: Hot, Rail Position: +5m Entire

Section	Overall	1000m	800m	600m	400m	200m
Section Times	1:07.98 [8] (0:09.65)	0:58.33 [8] (0:11.39)	0:46.94 [8] (0:11.34)	0:35.60 [7] (0:11.47)	0:24.13 [7] (0:11.86)	0:12.27 [8] (0:12.27)
Average Speed [km/h]	37.3	64.0	64.1	63.4	61.3	58.7
Top Speed [km/h]	60.7	65.0	65.7	64.3	63.3	61.3
Avg. Dist. to Rail [m]	9.6	3.5	2.3	2.1	3.4	5.4
Avg. Stride Freq. [Hz]	2.3	2.6	2.6	2.5	2.5	2.5
Avg. Stride Length [m]	4.5	6.9	6.9	6.9	6.8	6.6



- [ ] Ranking at each section and finish
- .-.- No data available at this section
- NA No data available