



# Toowoomba QLD Professional

## Race 1: PRYDE'S EASIFEED BENCHMARK 60 Handicap - 1100m

31 August 2024 - 17:24



Track Rating: Good 4 , Weather: Hot, Rail Position: +5m Entire

Section		Field Times										Last 600m		
		Overall	1000m	800m	600m	400m	200m						0:35.33	
		1:07.03 (0:08.83)	0:58.20 (0:11.48)	0:46.72 (0:11.39)	0:35.33 (0:11.68)	0:23.65 (0:11.73)	0:11.92 (0:11.92)							
Rank	TAB	Horse/Jockey	Barrier	Top Speed [km/h]	Fastest Section							Margin	Distance Travelled [m]	
1	5	<b>PINK THUNDER</b> Chelsea Baker	3	65.3 1000m	0:08.83 Overall	1:07.03 [1] (0:08.83)	0:58.20 [1] (0:11.48)	0:46.72 [1] (0:11.39)	0:35.33 [1] (0:11.68)	0:23.65 [1] (0:11.73)	0:11.92 [1] (0:11.92)	1:07.03	0:35.33	
2	7	<b>BUTT HEADS</b> Les Tilley	5	66.5 Overall	0:09.49 Overall	1:07.18 [2] (0:09.49)	0:57.69 [7] (0:11.40)	0:46.29 [6] (0:11.42)	0:34.87 [6] (0:11.45)	0:23.42 [6] (0:11.71)	0:11.71 [5] (0:11.71)	0.8L	0:34.87	-7
3	11	<b>BOOM BOOM BELLA</b> Anthony Allen	9	64.7 800m	0:09.34 Overall	1:07.19 [3] (0:09.34)	0:57.85 [6] (0:11.64)	0:46.21 [7] (0:11.44)	0:34.77 [8] (0:11.44)	0:23.33 [8] (0:11.57)	0:11.76 [3] (0:11.76)	0.9L	0:34.77	+1
4	4	<b>KOZANI</b> Landan Sykes	6	64.7 800m	0:09.16 Overall	1:07.32 [4] (0:09.16)	0:58.16 [4] (0:11.52)	0:46.64 [5] (0:11.50)	0:35.14 [5] (0:11.53)	0:23.61 [4] (0:11.72)	0:11.89 [4] (0:11.89)	1.7L	0:35.14	+4
5	8	<b>GOOD'N'LUCKY</b> Karl Zechner	7	65.4 1000m	0:09.09 Overall	1:07.56 [5] (0:09.09)	0:58.47 [3] (0:11.43)	0:47.04 [2] (0:11.41)	0:35.63 [2] (0:11.50)	0:24.13 [2] (0:11.91)	0:12.22 [2] (0:12.22)	3L	0:35.63	+0
6	12	<b>ANNAKURI</b> Luke Tarrant	2	63.7 600m	0:08.99 Overall	1:07.65 [6] (0:08.99)	0:58.66 [2] (0:11.54)	0:47.12 [3] (0:11.54)	0:35.58 [4] (0:11.68)	0:23.90 [5] (0:11.75)	0:12.15 [7] (0:12.15)	3.4L	0:35.58	-1
7	1	<b>SHOCK AND AWE</b> Paul Hamblin	8	65.1 1000m	0:09.19 Overall	1:07.86 [7] (0:09.19)	0:58.67 [5] (0:11.36)	0:47.31 [4] (0:11.41)	0:35.90 [3] (0:11.65)	0:24.25 [3] (0:11.87)	0:12.38 [6] (0:12.38)	4.7L	0:35.90	+6
8	9	<b>IMPERIONESS</b> Hannah Richardson	11	65.7 800m	0:09.65 Overall	1:07.98 [8] (0:09.65)	0:58.33 [8] (0:11.39)	0:46.94 [8] (0:11.34)	0:35.60 [7] (0:11.47)	0:24.13 [7] (0:11.86)	0:12.27 [8] (0:12.27)	5.2L	0:35.60	+3

Scratched: Smiling Zac (#2), Roconono (#6), Uchi (#3), So Extra (#10)

[ ] Ranking at each section and finish  
 -:-:- No data available at this section  
 NA No data available

SCN Saddle cloth number  
 DNF Did not finish  
 DNT Did not track



Horse/Jockey Name	Pink Thunder
Final Rank	1
Fastest Section Time (Section)	0:08.83 (Overall)
Top Speed [km/h] (Section)	65.3 (1000m)
Race State	Finished



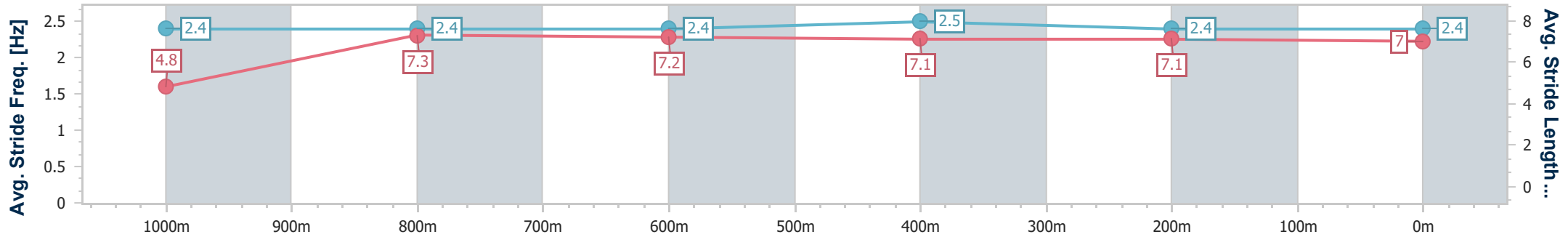
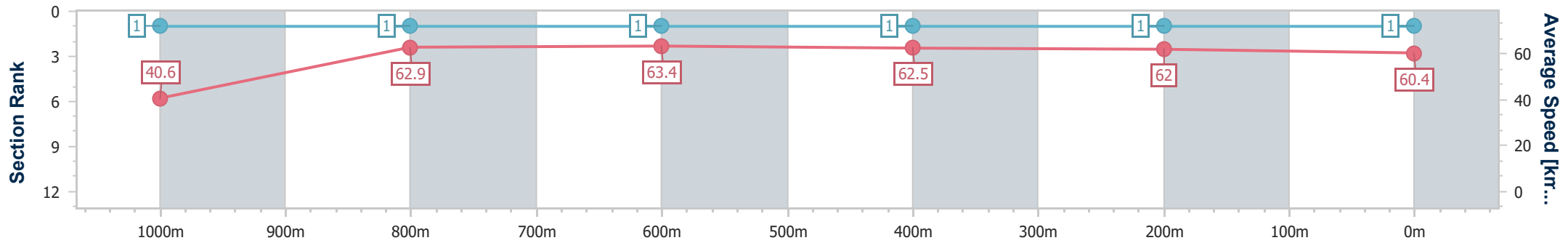
Toowoomba QLD Professional  
Race 1: PRYDE'S EASIFEED BENCHMARK 60 Handicap - 1100m



31 August 2024 - 17:24

Track Rating: Good 4 , Weather: Hot, Rail Position: +5m Entire

Section	Overall	1000m	800m	600m	400m	200m
Section Times	1:07.03 [1] (0:08.83)	0:58.20 [1] (0:11.48)	0:46.72 [1] (0:11.39)	0:35.33 [1] (0:11.68)	0:23.65 [1] (0:11.73)	0:11.92 [1] (0:11.92)
Average Speed [km/h]	40.6	62.9	63.4	62.5	62.0	60.4
Top Speed [km/h]	65.1	65.3	64.4	64.3	62.8	62.0
Avg. Dist. to Rail [m]	3.4	0.4	1.3	2.9	1.7	1.0
Avg. Stride Freq. [Hz]	2.4	2.4	2.4	2.5	2.4	2.4
Avg. Stride Length [m]	4.8	7.3	7.2	7.1	7.1	7.0



- [ ] Ranking at each section and finish
- .-.- No data available at this section
- NA No data available



Horse/Jockey Name	Butt Heads
Final Rank	2
Fastest Section Time (Section)	0:09.49 (Overall)
Top Speed [km/h] (Section)	66.5 (Overall)
Race State	Finished



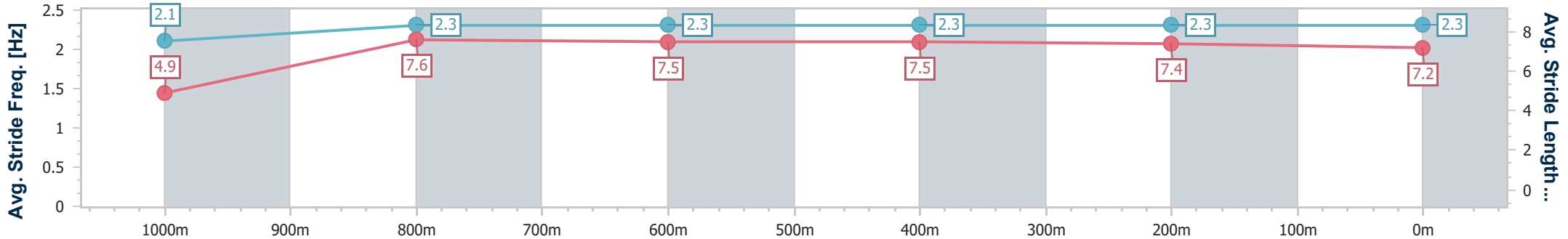
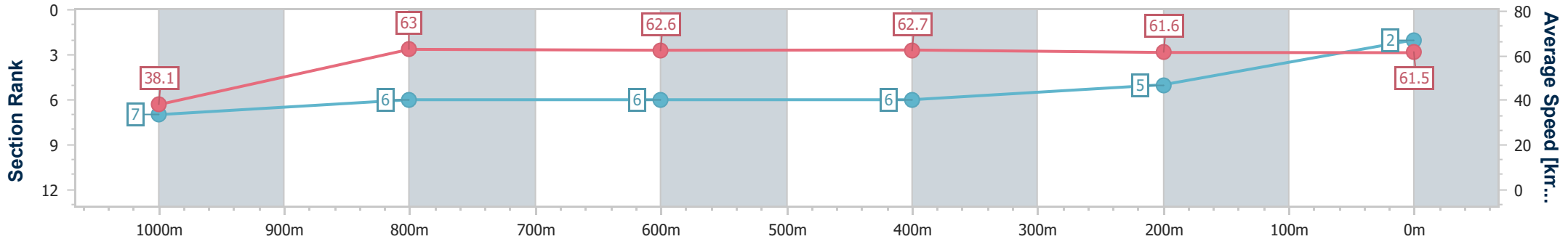
Toowoomba QLD Professional  
Race 1: PRYDE'S EASIFEED BENCHMARK 60 Handicap - 1100m



31 August 2024 - 17:24

Track Rating: Good 4 , Weather: Hot, Rail Position: +5m Entire

Section	Overall	1000m	800m	600m	400m	200m
Section Times	1:07.18 [2] (0:09.49)	0:57.69 [7] (0:11.40)	0:46.29 [6] (0:11.42)	0:34.87 [6] (0:11.45)	0:23.42 [6] (0:11.71)	0:11.71 [5] (0:11.71)
Average Speed [km/h]	38.1	63.0	62.6	62.7	61.6	61.5
Top Speed [km/h]	66.5	66.2	63.7	64.0	63.4	63.0
Avg. Dist. to Rail [m]	3.7	1.2	1.0	0.3	0.8	1.1
Avg. Stride Freq. [Hz]	2.1	2.3	2.3	2.3	2.3	2.3
Avg. Stride Length [m]	4.9	7.6	7.5	7.5	7.4	7.2



- [ ] Ranking at each section and finish
- .-.- No data available at this section
- NA No data available



Horse/Jockey Name	Boom Boom Bella
Final Rank	3
Fastest Section Time (Section)	0:09.34 (Overall)
Top Speed [km/h] (Section)	64.7 (800m)
Race State	Finished



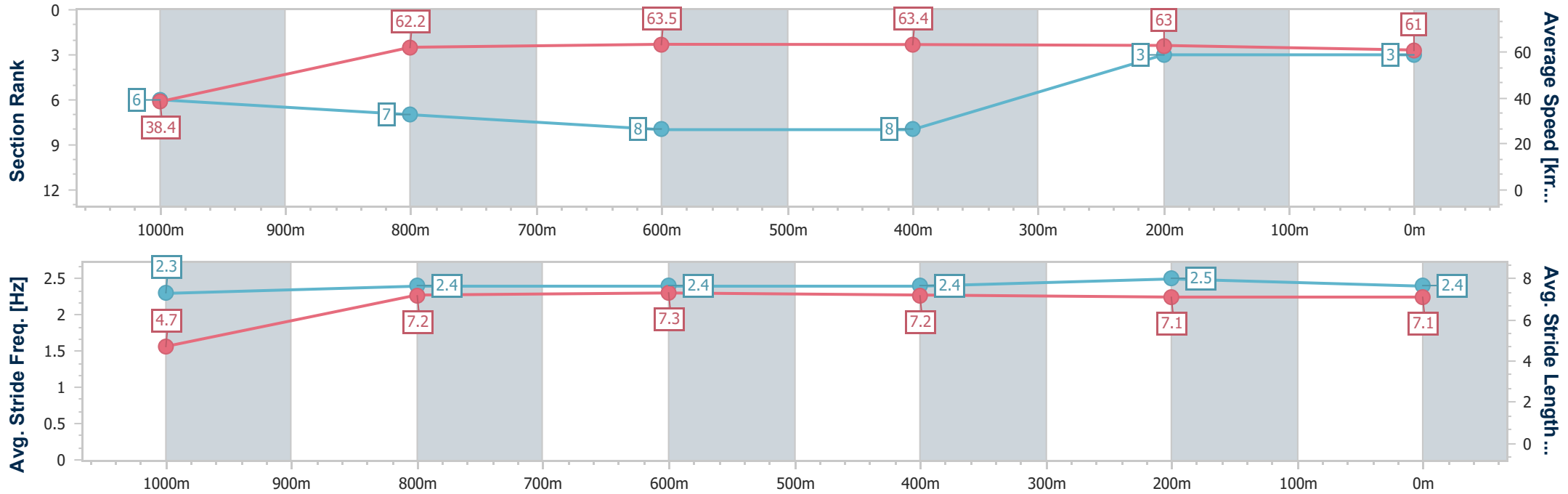
Toowoomba QLD Professional  
Race 1: PRYDE'S EASIFEED BENCHMARK 60 Handicap - 1100m



31 August 2024 - 17:24

Track Rating: Good 4 , Weather: Hot, Rail Position: +5m Entire

Section	Overall	1000m	800m	600m	400m	200m
Section Times	1:07.19 [3] (0:09.34)	0:57.85 [6] (0:11.64)	0:46.21 [7] (0:11.44)	0:34.77 [8] (0:11.44)	0:23.33 [8] (0:11.57)	0:11.76 [3] (0:11.76)
Average Speed [km/h]	38.4	62.2	63.5	63.4	63.0	61.0
Top Speed [km/h]	60.2	63.1	64.7	64.1	63.9	61.9
Avg. Dist. to Rail [m]	7.1	1.1	2.5	1.9	3.4	3.9
Avg. Stride Freq. [Hz]	2.3	2.4	2.4	2.4	2.5	2.4
Avg. Stride Length [m]	4.7	7.2	7.3	7.2	7.1	7.1



- [ ] Ranking at each section and finish
- .-.- No data available at this section
- NA No data available



Horse/Jockey Name	Kozani
Final Rank	4
Fastest Section Time (Section)	0:09.16 (Overall)
Top Speed [km/h] (Section)	64.7 (800m)
Race State	Finished



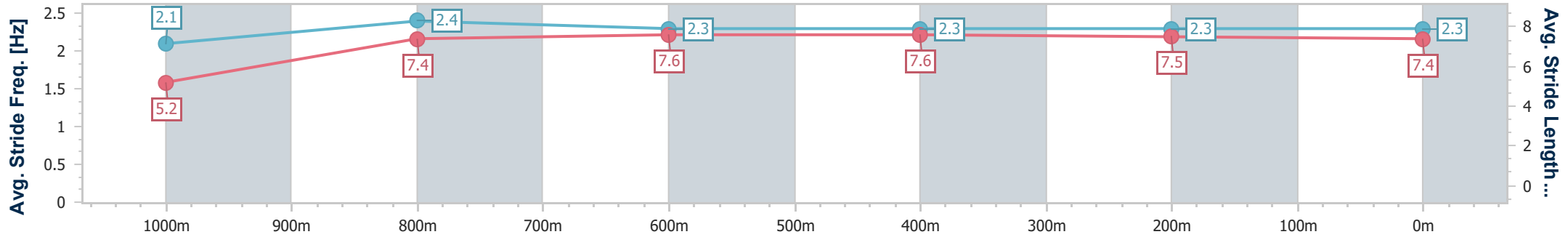
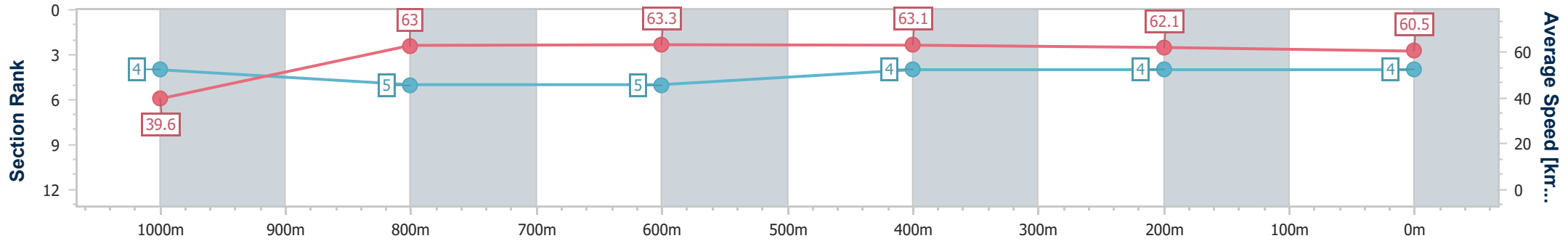
Toowoomba QLD Professional  
Race 1: PRYDE'S EASIFEED BENCHMARK 60 Handicap - 1100m



31 August 2024 - 17:24

Track Rating: Good 4 , Weather: Hot, Rail Position: +5m Entire

Section	Overall	1000m	800m	600m	400m	200m
Section Times	1:07.32 [4] (0:09.16)	0:58.16 [4] (0:11.52)	0:46.64 [5] (0:11.50)	0:35.14 [5] (0:11.53)	0:23.61 [4] (0:11.72)	0:11.89 [4] (0:11.89)
Average Speed [km/h]	39.6	63.0	63.3	63.1	62.1	60.5
Top Speed [km/h]	62.7	63.7	64.7	63.9	62.5	62.3
Avg. Dist. to Rail [m]	4.6	2.4	3.3	2.6	2.3	1.0
Avg. Stride Freq. [Hz]	2.1	2.4	2.3	2.3	2.3	2.3
Avg. Stride Length [m]	5.2	7.4	7.6	7.6	7.5	7.4



- [ ] Ranking at each section and finish
- .-.- No data available at this section
- NA No data available



Horse/Jockey Name	Good'n'lucky
Final Rank	5
Fastest Section Time (Section)	0:09.09 (Overall)
Top Speed [km/h] (Section)	65.4 (1000m)
Race State	Finished



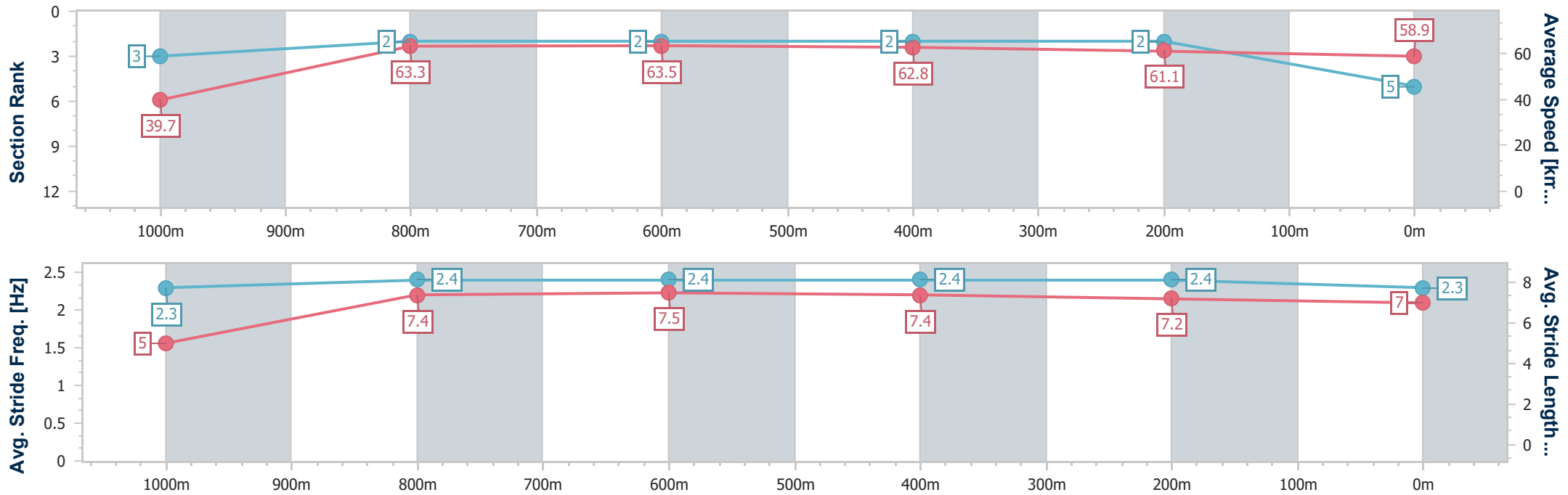
Toowoomba QLD Professional  
Race 1: PRYDE'S EASIFEED BENCHMARK 60 Handicap - 1100m



31 August 2024 - 17:24

Track Rating: Good 4 , Weather: Hot, Rail Position: +5m Entire

Section	Overall	1000m	800m	600m	400m	200m
Section Times	1:07.56 [5] (0:09.09)	0:58.47 [3] (0:11.43)	0:47.04 [2] (0:11.41)	0:35.63 [2] (0:11.50)	0:24.13 [2] (0:11.91)	0:12.22 [2] (0:12.22)
Average Speed [km/h]	39.7	63.3	63.5	62.8	61.1	58.9
Top Speed [km/h]	64.3	65.4	65.0	65.2	61.9	60.6
Avg. Dist. to Rail [m]	5.0	1.8	0.8	1.0	2.3	2.3
Avg. Stride Freq. [Hz]	2.3	2.4	2.4	2.4	2.4	2.3
Avg. Stride Length [m]	5.0	7.4	7.5	7.4	7.2	7.0



- [ ] Ranking at each section and finish
- .-.- No data available at this section
- NA No data available



Horse/Jockey Name	Annakuri
Final Rank	6
Fastest Section Time (Section)	0:08.99 (Overall)
Top Speed [km/h] (Section)	63.7 (600m)
Race State	Finished



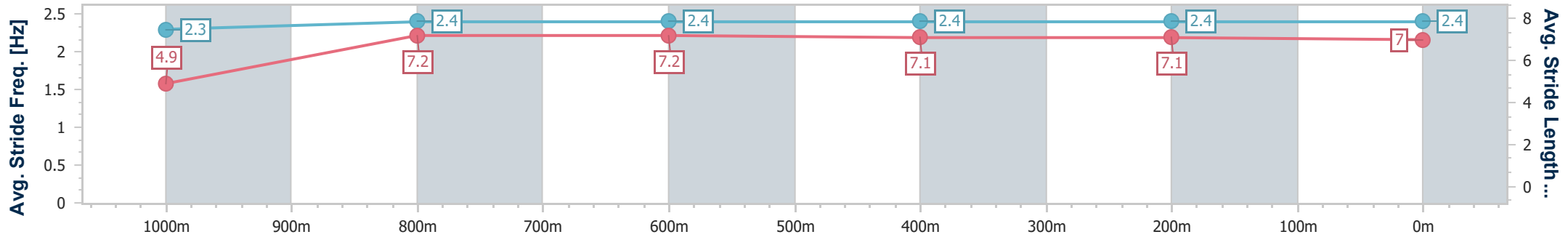
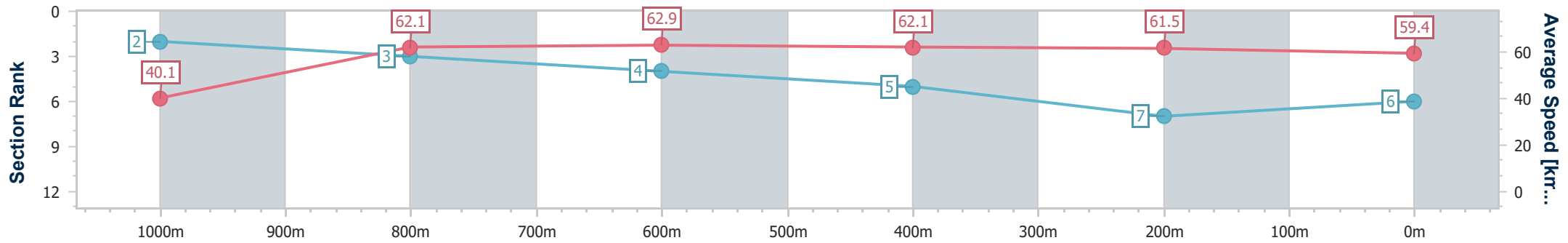
Toowoomba QLD Professional  
Race 1: PRYDE'S EASIFEED BENCHMARK 60 Handicap - 1100m



31 August 2024 - 17:24

Track Rating: Good 4 , Weather: Hot, Rail Position: +5m Entire

Section	Overall	1000m	800m	600m	400m	200m
Section Times	1:07.65 [6] (0:08.99)	0:58.66 [2] (0:11.54)	0:47.12 [3] (0:11.54)	0:35.58 [4] (0:11.68)	0:23.90 [5] (0:11.75)	0:12.15 [7] (0:12.15)
Average Speed [km/h]	40.1	62.1	62.9	62.1	61.5	59.4
Top Speed [km/h]	63.0	63.7	63.5	63.7	62.2	61.3
Avg. Dist. to Rail [m]	2.7	0.6	1.6	1.8	0.9	1.2
Avg. Stride Freq. [Hz]	2.3	2.4	2.4	2.4	2.4	2.4
Avg. Stride Length [m]	4.9	7.2	7.2	7.1	7.1	7.0



- [ ] Ranking at each section and finish
- .-.- No data available at this section
- NA No data available



Horse/Jockey Name	Shock And Awe
Final Rank	7
Fastest Section Time (Section)	0:09.19 (Overall)
Top Speed [km/h] (Section)	65.1 (1000m)
Race State	Finished



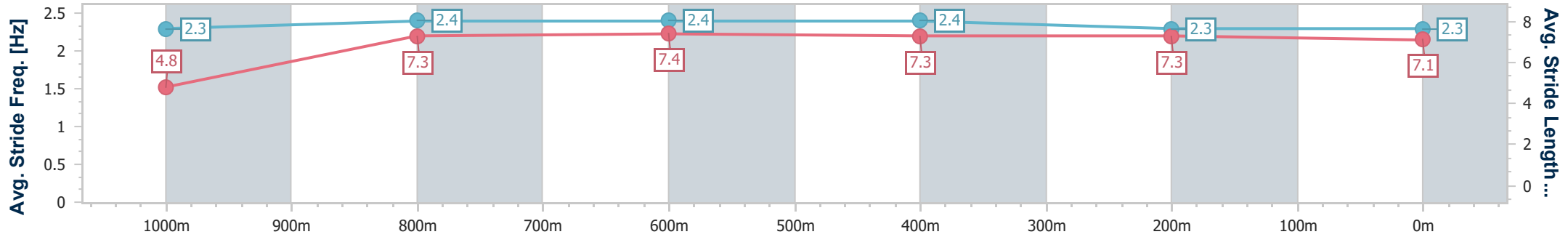
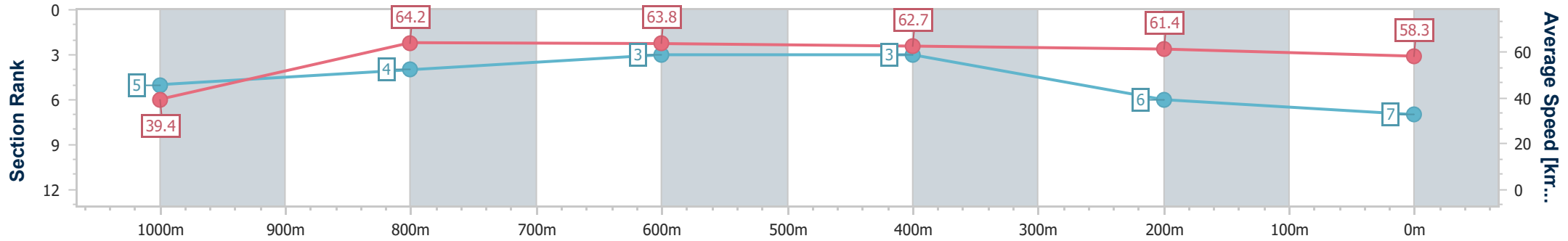
Toowoomba QLD Professional  
Race 1: PRYDE'S EASIFEED BENCHMARK 60 Handicap - 1100m



31 August 2024 - 17:24

Track Rating: Good 4 , Weather: Hot, Rail Position: +5m Entire

Section	Overall	1000m	800m	600m	400m	200m
Section Times	1:07.86 [7] (0:09.19)	0:58.67 [5] (0:11.36)	0:47.31 [4] (0:11.41)	0:35.90 [3] (0:11.65)	0:24.25 [3] (0:11.87)	0:12.38 [6] (0:12.38)
Average Speed [km/h]	39.4	64.2	63.8	62.7	61.4	58.3
Top Speed [km/h]	64.1	65.1	64.4	64.2	62.7	59.9
Avg. Dist. to Rail [m]	7.1	2.9	3.1	3.2	4.0	2.7
Avg. Stride Freq. [Hz]	2.3	2.4	2.4	2.4	2.3	2.3
Avg. Stride Length [m]	4.8	7.3	7.4	7.3	7.3	7.1



- [ ] Ranking at each section and finish
- .-.- No data available at this section
- NA No data available





Horse/Jockey Name	Imperioness
Final Rank	8
Fastest Section Time (Section)	0:09.65 (Overall)
Top Speed [km/h] (Section)	65.7 (800m)
Race State	Finished



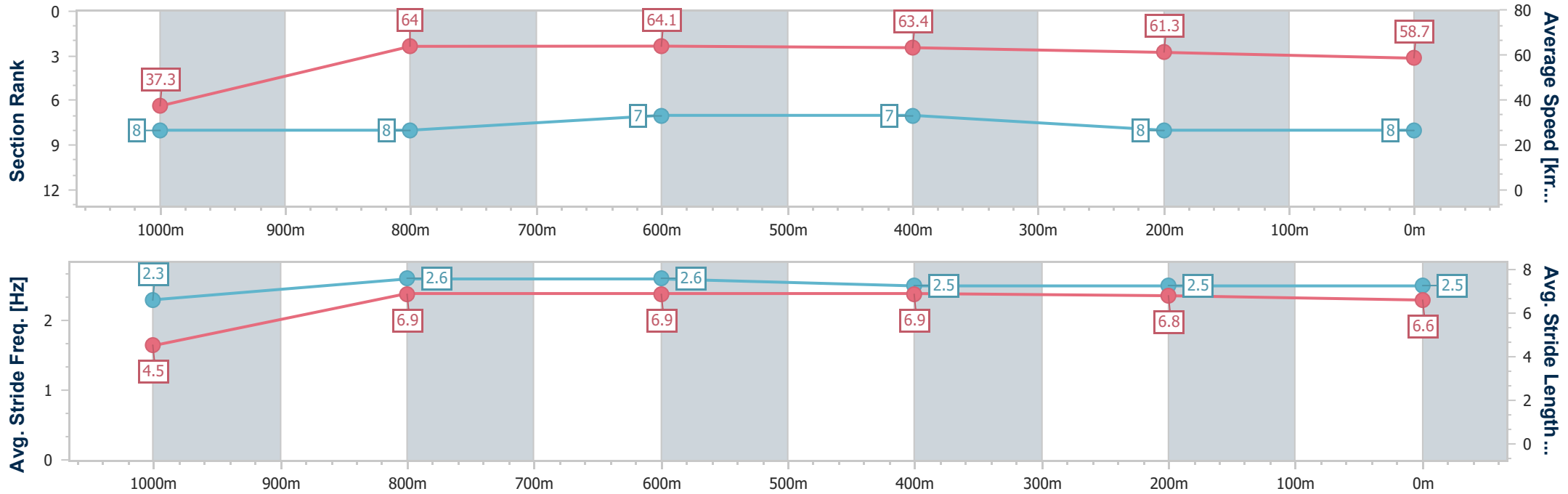
Toowoomba QLD Professional  
Race 1: PRYDE'S EASIFEED BENCHMARK 60 Handicap - 1100m



31 August 2024 - 17:24

Track Rating: Good 4 , Weather: Hot, Rail Position: +5m Entire

Section	Overall	1000m	800m	600m	400m	200m
Section Times	1:07.98 [8] (0:09.65)	0:58.33 [8] (0:11.39)	0:46.94 [8] (0:11.34)	0:35.60 [7] (0:11.47)	0:24.13 [7] (0:11.86)	0:12.27 [8] (0:12.27)
Average Speed [km/h]	37.3	64.0	64.1	63.4	61.3	58.7
Top Speed [km/h]	60.7	65.0	65.7	64.3	63.3	61.3
Avg. Dist. to Rail [m]	9.6	3.5	2.3	2.1	3.4	5.4
Avg. Stride Freq. [Hz]	2.3	2.6	2.6	2.5	2.5	2.5
Avg. Stride Length [m]	4.5	6.9	6.9	6.9	6.8	6.6



- [ ] Ranking at each section and finish
- .-.- No data available at this section
- NA No data available



# Toowoomba QLD Professional

## Race 2: FOCUS HR Class 2 Plate - 1300m

31 August 2024 - 18:01



Track Rating: Good 3, Weather: Hot, Rail Position: +5m Entire

Section		Field Times										Last 600m	
		Overall	1200m	1000m	800m	600m	400m						
		1:18.41 (0:08.23)	1:10.18 (0:11.03)	0:59.15 (0:11.36)	0:47.79 (0:11.31)	0:36.48 (0:11.72)	0:24.76 (0:12.05)	0:36.48					
Rank	TAB	Horse/Jockey	Barrier	Top Speed [km/h]	Fastest Section							Distance Travelled [m]	
1	3	<b>TALANA</b> Shania Willis	8	67.6 1200m	0:08.23 Overall	1:18.41 [1] (0:08.23)	1:10.18 [1] (0:11.03)	0:59.15 [1] (0:11.36)	0:47.79 [1] (0:11.31)	0:36.48 [1] (0:11.72)	0:24.76 [1] (0:12.05)	0:36.48	
2	9	<b>NEW JOY</b> Stacey Callow	1	65.9 1200m	0:08.34 Overall	1:18.45 [2] (0:08.34)	1:10.11 [2] (0:11.08)	0:59.03 [2] (0:11.31)	0:47.72 [2] (0:11.34)	0:36.38 [2] (0:11.78)	0:24.60 [2] (0:12.10)	0:36.38	+2
3	6	<b>BLUE CHIP GIRL</b> Landan Sykes	9	66.2 1200m	0:08.64 Overall	1:18.80 [3] (0:08.64)	1:10.16 [4] (0:11.16)	0:59.00 [5] (0:11.25)	0:47.75 [4] (0:11.36)	0:36.39 [4] (0:11.68)	0:24.71 [3] (0:12.12)	0:36.39	+4
4	4	<b>EL KABONG</b> Michael Murphy	11	66.5 1200m	0:09.13 Overall	1:19.24 [4] (0:09.13)	1:10.11 [8] (0:11.11)	0:59.00 [8] (0:11.47)	0:47.53 [8] (0:11.27)	0:36.26 [8] (0:11.84)	0:24.42 [7] (0:12.12)	0:36.26	+4
5	1	<b>ASHIGARU</b> Nathan Fazackerley	3	65.9 1200m	0:08.54 Overall	1:19.28 [5] (0:08.54)	1:10.74 [3] (0:11.13)	0:59.61 [3] (0:11.27)	0:48.34 [3] (0:11.47)	0:36.87 [3] (0:11.88)	0:24.99 [4] (0:12.21)	0:36.87	+1
6	12	<b>UNIQUE ELLE</b> Chelsea Baker	4	66.9 1200m	0:08.65 Overall	1:19.31 [6] (0:08.65)	1:10.66 [5] (0:11.22)	0:59.44 [6] (0:11.46)	0:47.98 [6] (0:11.49)	0:36.49 [6] (0:11.74)	0:24.75 [5] (0:12.25)	0:36.49	+1
7	2	<b>GULF OF SIDRA</b> Paul Hamblin	7	67.4 1200m	0:08.85 Overall	1:19.87 [7] (0:08.85)	1:11.02 [7] (0:11.03)	0:59.99 [7] (0:11.49)	0:48.50 [7] (0:11.50)	0:37.00 [7] (0:11.86)	0:25.14 [6] (0:12.45)	0:37.00	+4
8	11	<b>ROMAN HUSSLER</b> Kenji Yoshida	14	67.6 1200m	0:08.69 Overall	1:21.70 [8] (0:08.69)	1:13.01 [6] (0:11.08)	1:01.93 [4] (0:11.54)	0:50.39 [5] (0:11.49)	0:38.90 [5] (0:12.11)	0:26.79 [8] (0:12.96)	0:38.90	+8
9	8	<b>MISS LENORR</b> Luke Tarrant	2	62.5 1000m	0:10.70 Overall	1:22.99 [9] (0:10.70)	1:12.29 [9] (0:11.83)	1:00.46 [9] (0:11.78)	0:48.68 [9] (0:11.81)	0:36.87 [9] (0:11.95)	0:24.92 [9] (0:12.25)	0:36.87	-2

Scratched: Hava Craicin Time (#14), Discerning (#7), Gaelic Thunder (#10), Duchess Bree (#13), Picador (#5)



**Toowoomba QLD Professional**  
**Race 2: FOCUS HR Class 2 Plate - 1300m**  
**31 August 2024 - 18:01**



Track Rating: Good 3, Weather: Hot, Rail Position: +5m Entire

Section				200m				Last 600m	
Field Times				0:12.71 (0:12.71)				0:36.48	
Rank	TAB	Horse/Jockey	Barrier	Top Speed [km/h]	Fastest Section	Margin			Distance Travelled [m]
1	3	<b>TALANA</b> Shania Willis	8	67.6 1200m	0:08.23 Overall	0:12.71 [1] (0:12.71)	1:18.41		0:36.48
2	9	<b>NEW JOY</b> Stacey Callow	1	65.9 1200m	0:08.34 Overall	0:12.50 [2] (0:12.50)	0.2L		0:36.38 +2
3	6	<b>BLUE CHIP GIRL</b> Landan Sykes	9	66.2 1200m	0:08.64 Overall	0:12.59 [3] (0:12.59)	2.2L		0:36.39 +4
4	4	<b>EL KABONG</b> Michael Murphy	11	66.5 1200m	0:09.13 Overall	0:12.30 [6] (0:12.30)	4.7L		0:36.26 +4
5	1	<b>ASHIGARU</b> Nathan Fazackerley	3	65.9 1200m	0:08.54 Overall	0:12.78 [4] (0:12.78)	4.9L		0:36.87 +1
6	12	<b>UNIQUE ELLE</b> Chelsea Baker	4	66.9 1200m	0:08.65 Overall	0:12.50 [5] (0:12.50)	5.1L		0:36.49 +1
7	2	<b>GULF OF SIDRA</b> Paul Hamblin	7	67.4 1200m	0:08.85 Overall	0:12.69 [7] (0:12.69)	8.1L		0:37.00 +4
8	11	<b>ROMAN HUSSLER</b> Kenji Yoshida	14	67.6 1200m	0:08.69 Overall	0:13.83 [8] (0:13.83)	18.9L		0:38.90 +8
9	8	<b>MISS LENORR</b> Luke Tarrant	2	62.5 1000m	0:10.70 Overall	0:12.67 [9] (0:12.67)	26.4L		0:36.87 -2

Scratched: Hava Craicin Time (#14), Discerning (#7), Gaelic Thunder (#10), Duchess Bree (#13), Picador (#5)

[ ] Ranking at each section and finish  
 -:-:- No data available at this section  
 NA No data available

SCN Saddle cloth number  
 DNF Did not finish  
 DNT Did not track



Horse/Jockey Name	Talana
Final Rank	1
Fastest Section Time (Section)	0:08.23 (Overall)
Top Speed [km/h] (Section)	67.6 (1200m)
Race State	Finished



### Toowoomba QLD Professional

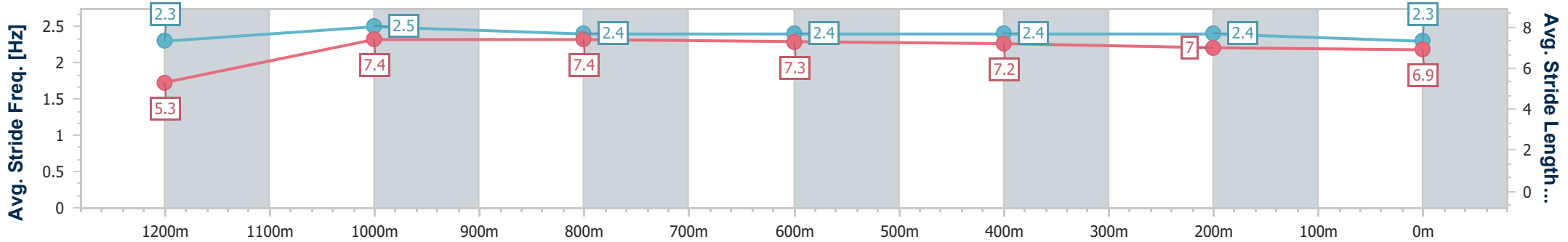
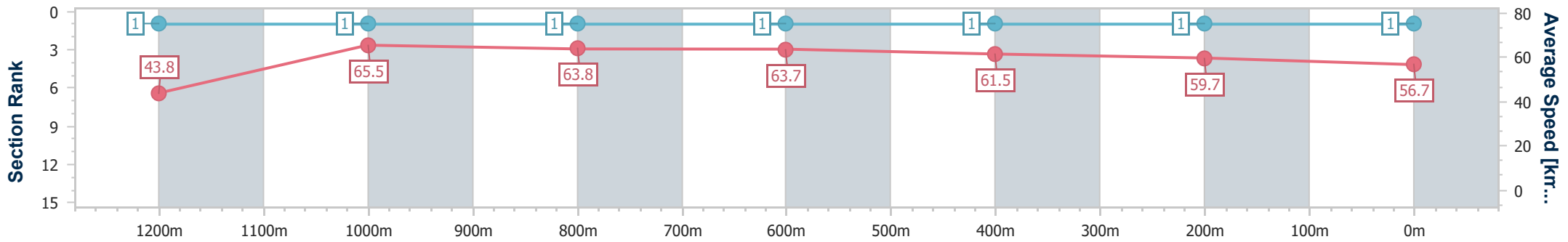
Race 2: FOCUS HR Class 2 Plate - 1300m

31 August 2024 - 18:01



Track Rating: Good 3, Weather: Hot, Rail Position: +5m Entire

Section	Overall	1200m	1000m	800m	600m	400m	200m
Section Times	1:18.41 [1] (0:08.23)	1:10.18 [1] (0:11.03)	0:59.15 [1] (0:11.36)	0:47.79 [1] (0:11.31)	0:36.48 [1] (0:11.72)	0:24.76 [1] (0:12.05)	0:12.71 [1] (0:12.71)
Average Speed [km/h]	43.8	65.5	63.8	63.7	61.5	59.7	56.7
Top Speed [km/h]	65.3	67.6	65.8	65.0	63.0	61.9	58.0
Avg. Dist. to Rail [m]	6.8	2.5	1.9	0.5	0.3	0.2	0.6
Avg. Stride Freq. [Hz]	2.3	2.5	2.4	2.4	2.4	2.4	2.3
Avg. Stride Length [m]	5.3	7.4	7.4	7.3	7.2	7.0	6.9



- [ ] Ranking at each section and finish
- .-.- No data available at this section
- NA No data available



Horse/Jockey Name	New Joy
Final Rank	2
Fastest Section Time (Section)	0:08.34 (Overall)
Top Speed [km/h] (Section)	65.9 (1200m)
Race State	Finished



Toowoomba QLD Professional

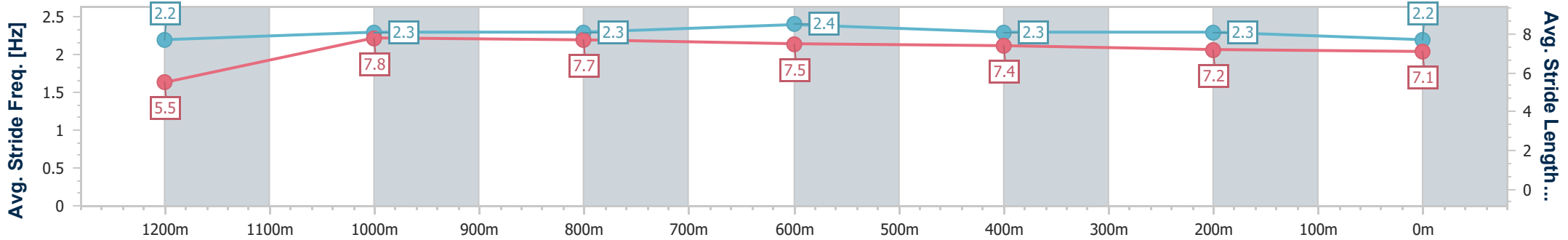
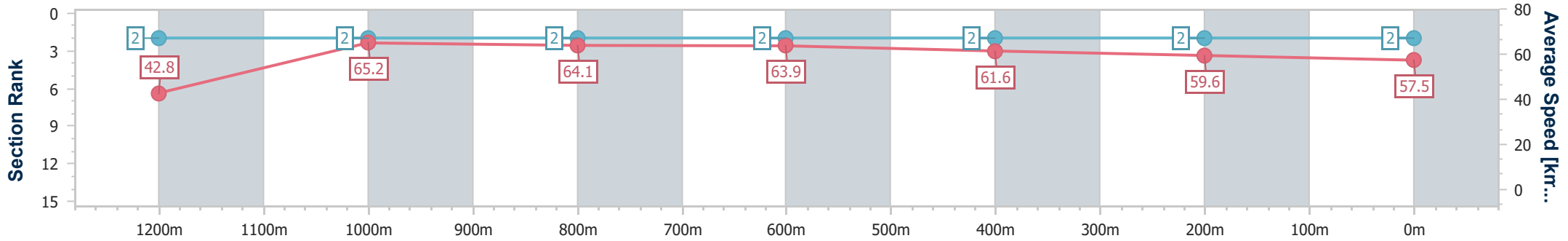
Race 2: FOCUS HR Class 2 Plate - 1300m

31 August 2024 - 18:01



Track Rating: Good 3, Weather: Hot, Rail Position: +5m Entire

Section	Overall	1200m	1000m	800m	600m	400m	200m
Section Times	1:18.45 [2] (0:08.34)	1:10.11 [2] (0:11.08)	0:59.03 [2] (0:11.31)	0:47.72 [2] (0:11.34)	0:36.38 [2] (0:11.78)	0:24.60 [2] (0:12.10)	0:12.50 [2] (0:12.50)
Average Speed [km/h]	42.8	65.2	64.1	63.9	61.6	59.6	57.5
Top Speed [km/h]	64.3	65.9	64.9	64.5	63.9	60.7	58.2
Avg. Dist. to Rail [m]	2.8	1.7	2.5	1.6	1.5	0.8	1.9
Avg. Stride Freq. [Hz]	2.2	2.3	2.3	2.4	2.3	2.3	2.2
Avg. Stride Length [m]	5.5	7.8	7.7	7.5	7.4	7.2	7.1



- [ ] Ranking at each section and finish
- .-.- No data available at this section
- NA No data available



Horse/Jockey Name	Blue Chip Girl
Final Rank	3
Fastest Section Time (Section)	0:08.64 (Overall)
Top Speed [km/h] (Section)	66.2 (1200m)
Race State	Finished



Toowoomba QLD Professional

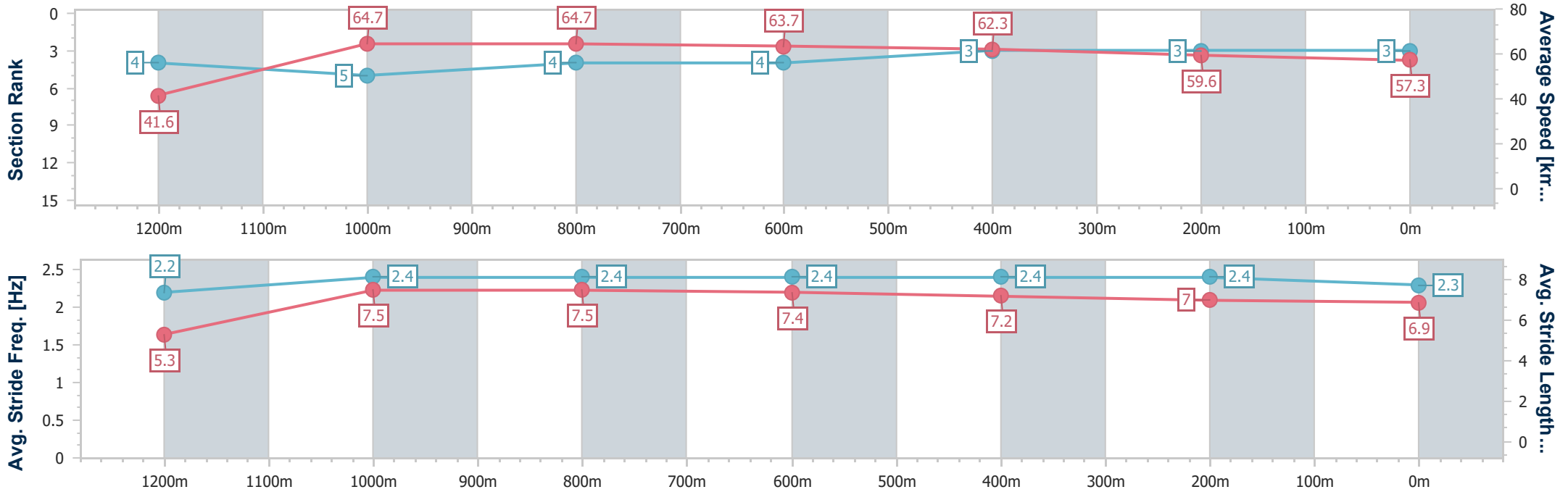
Race 2: FOCUS HR Class 2 Plate - 1300m

31 August 2024 - 18:01



Track Rating: Good 3, Weather: Hot, Rail Position: +5m Entire

Section	Overall	1200m	1000m	800m	600m	400m	200m
Section Times	1:18.80 [3] (0:08.64)	1:10.16 [4] (0:11.16)	0:59.00 [5] (0:11.25)	0:47.75 [4] (0:11.36)	0:36.39 [4] (0:11.68)	0:24.71 [3] (0:12.12)	0:12.59 [3] (0:12.59)
Average Speed [km/h]	41.6	64.7	64.7	63.7	62.3	59.6	57.3
Top Speed [km/h]	62.5	66.2	65.2	64.7	63.7	61.7	58.2
Avg. Dist. to Rail [m]	8.2	4.0	3.1	1.6	1.5	1.9	3.3
Avg. Stride Freq. [Hz]	2.2	2.4	2.4	2.4	2.4	2.4	2.3
Avg. Stride Length [m]	5.3	7.5	7.5	7.4	7.2	7.0	6.9



- [ ] Ranking at each section and finish
- .-.- No data available at this section
- NA No data available



Horse/Jockey Name	El Kabong
Final Rank	4
Fastest Section Time (Section)	0:09.13 (Overall)
Top Speed [km/h] (Section)	66.5 (1200m)
Race State	Finished



### Toowoomba QLD Professional

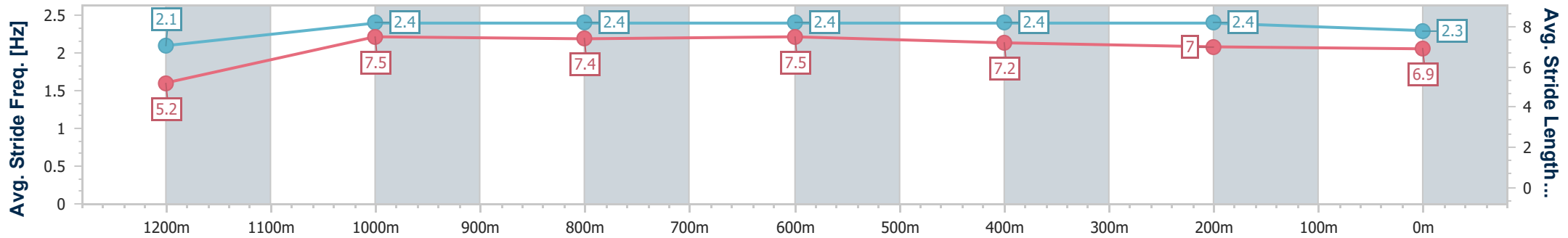
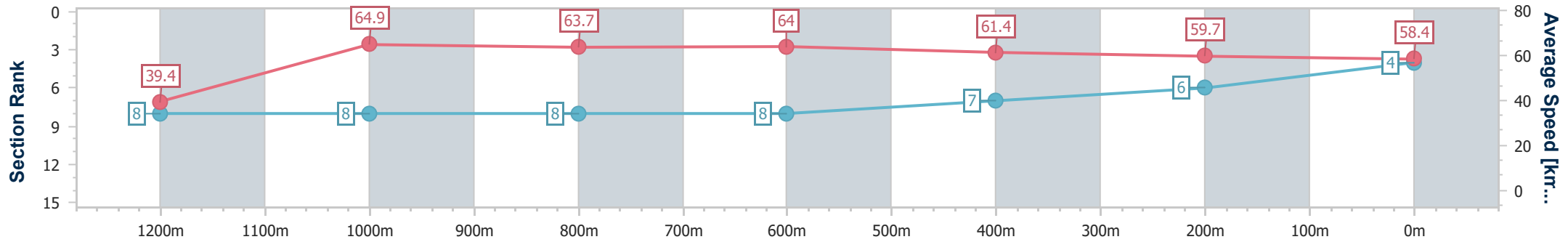
Race 2: FOCUS HR Class 2 Plate - 1300m

31 August 2024 - 18:01



Track Rating: Good 3, Weather: Hot, Rail Position: +5m Entire

Section	Overall	1200m	1000m	800m	600m	400m	200m
Section Times	1:19.24 [4] (0:09.13)	1:10.11 [8] (0:11.11)	0:59.00 [8] (0:11.47)	0:47.53 [8] (0:11.27)	0:36.26 [8] (0:11.84)	0:24.42 [7] (0:12.12)	0:12.30 [6] (0:12.30)
Average Speed [km/h]	39.4	64.9	63.7	64.0	61.4	59.7	58.4
Top Speed [km/h]	60.4	66.5	64.9	64.6	63.7	60.8	59.5
Avg. Dist. to Rail [m]	9.3	4.4	3.4	0.9	1.4	2.4	3.7
Avg. Stride Freq. [Hz]	2.1	2.4	2.4	2.4	2.4	2.4	2.3
Avg. Stride Length [m]	5.2	7.5	7.4	7.5	7.2	7.0	6.9



- [ ] Ranking at each section and finish
- .-.- No data available at this section
- NA No data available



Horse/Jockey Name	Ashigaru
Final Rank	5
Fastest Section Time (Section)	0:08.54 (Overall)
Top Speed [km/h] (Section)	65.9 (1200m)
Race State	Finished



Toowoomba QLD Professional

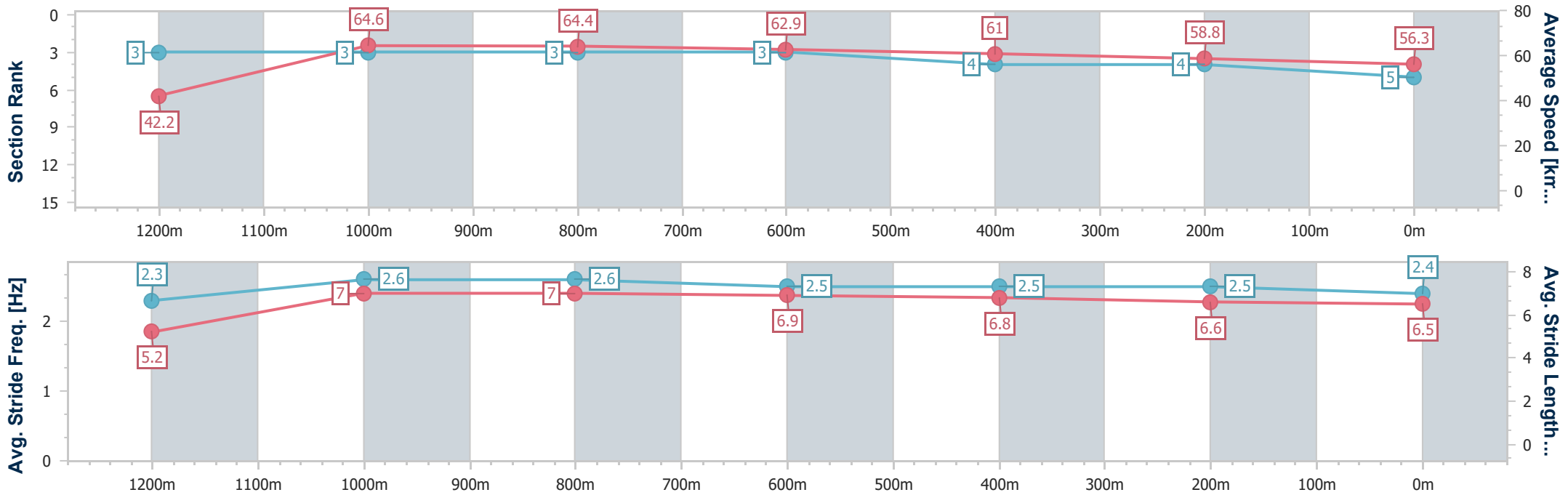
Race 2: FOCUS HR Class 2 Plate - 1300m

31 August 2024 - 18:01



Track Rating: Good 3, Weather: Hot, Rail Position: +5m Entire

Section	Overall	1200m	1000m	800m	600m	400m	200m
Section Times	1:19.28 [5] (0:08.54)	1:10.74 [3] (0:11.13)	0:59.61 [3] (0:11.27)	0:48.34 [3] (0:11.47)	0:36.87 [3] (0:11.88)	0:24.99 [4] (0:12.21)	0:12.78 [4] (0:12.78)
Average Speed [km/h]	42.2	64.6	64.4	62.9	61.0	58.8	56.3
Top Speed [km/h]	62.2	65.9	65.5	64.1	63.3	59.5	58.7
Avg. Dist. to Rail [m]	4.6	2.7	1.9	1.0	1.1	0.5	0.3
Avg. Stride Freq. [Hz]	2.3	2.6	2.6	2.5	2.5	2.5	2.4
Avg. Stride Length [m]	5.2	7.0	7.0	6.9	6.8	6.6	6.5



- [ ] Ranking at each section and finish
- .-.- No data available at this section
- NA No data available





Horse/Jockey Name	Unique Elle
Final Rank	6
Fastest Section Time (Section)	0:08.65 (Overall)
Top Speed [km/h] (Section)	66.9 (1200m)
Race State	Finished



Toowoomba QLD Professional

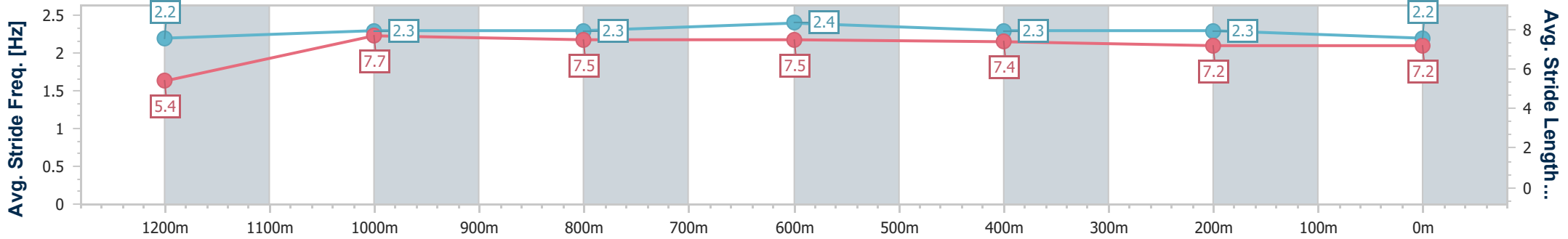
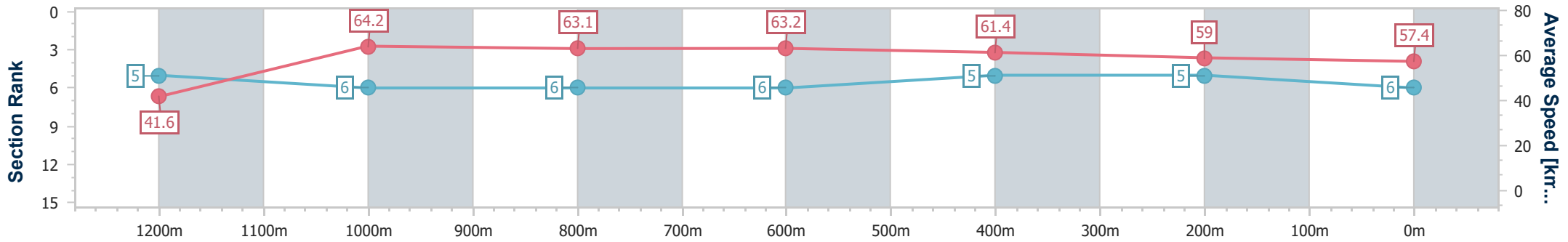
Race 2: FOCUS HR Class 2 Plate - 1300m

31 August 2024 - 18:01



Track Rating: Good 3, Weather: Hot, Rail Position: +5m Entire

Section	Overall	1200m	1000m	800m	600m	400m	200m
Section Times	1:19.31 [6] (0:08.65)	1:10.66 [5] (0:11.22)	0:59.44 [6] (0:11.46)	0:47.98 [6] (0:11.49)	0:36.49 [6] (0:11.74)	0:24.75 [5] (0:12.25)	0:12.50 [5] (0:12.50)
Average Speed [km/h]	41.6	64.2	63.1	63.2	61.4	59.0	57.4
Top Speed [km/h]	60.3	66.9	64.0	65.4	63.2	60.6	59.3
Avg. Dist. to Rail [m]	2.6	0.4	1.3	1.6	0.7	1.4	0.9
Avg. Stride Freq. [Hz]	2.2	2.3	2.3	2.4	2.3	2.3	2.2
Avg. Stride Length [m]	5.4	7.7	7.5	7.5	7.4	7.2	7.2



- [ ] Ranking at each section and finish
- .-.- No data available at this section
- NA No data available



Horse/Jockey Name	Gulf Of Sidra
Final Rank	7
Fastest Section Time (Section)	0:08.85 (Overall)
Top Speed [km/h] (Section)	67.4 (1200m)
Race State	Finished



Toowoomba QLD Professional

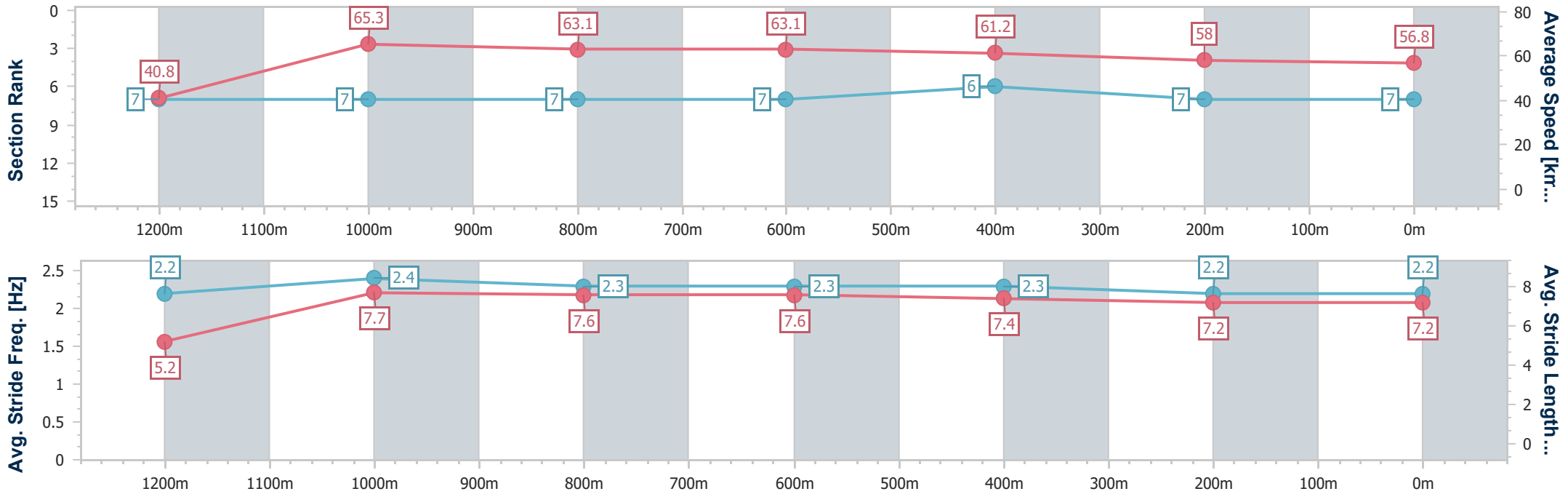
Race 2: FOCUS HR Class 2 Plate - 1300m

31 August 2024 - 18:01



Track Rating: Good 3, Weather: Hot, Rail Position: +5m Entire

Section	Overall	1200m	1000m	800m	600m	400m	200m
Section Times	1:19.87 [7] (0:08.85)	1:11.02 [7] (0:11.03)	0:59.99 [7] (0:11.49)	0:48.50 [7] (0:11.50)	0:37.00 [7] (0:11.86)	0:25.14 [6] (0:12.45)	0:12.69 [7] (0:12.69)
Average Speed [km/h]	40.8	65.3	63.1	63.1	61.2	58.0	56.8
Top Speed [km/h]	60.9	67.4	64.2	63.8	63.1	60.0	57.8
Avg. Dist. to Rail [m]	5.8	3.2	2.5	2.3	1.3	0.6	0.2
Avg. Stride Freq. [Hz]	2.2	2.4	2.3	2.3	2.3	2.2	2.2
Avg. Stride Length [m]	5.2	7.7	7.6	7.6	7.4	7.2	7.2



- [ ] Ranking at each section and finish
- .-.- No data available at this section
- NA No data available



Horse/Jockey Name	Roman Hussler
Final Rank	8
Fastest Section Time (Section)	0:08.69 (Overall)
Top Speed [km/h] (Section)	67.6 (1200m)
Race State	Finished



Toowoomba QLD Professional

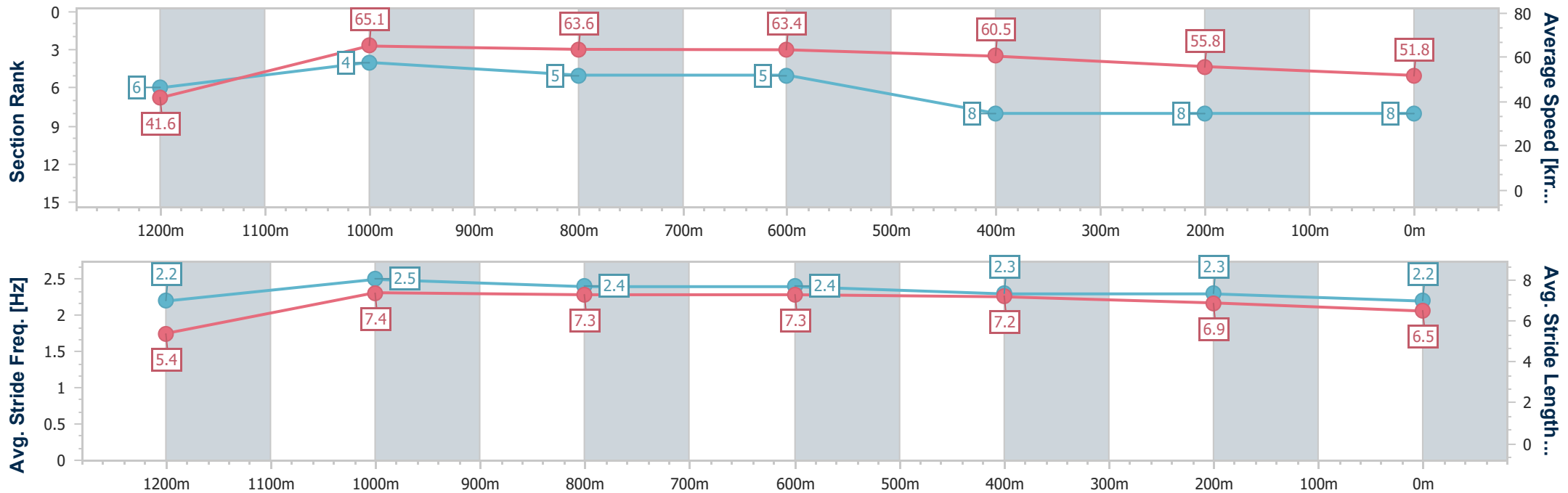
Race 2: FOCUS HR Class 2 Plate - 1300m

31 August 2024 - 18:01



Track Rating: Good 3, Weather: Hot, Rail Position: +5m Entire

Section	Overall	1200m	1000m	800m	600m	400m	200m
Section Times	1:21.70 [8] (0:08.69)	1:13.01 [6] (0:11.08)	1:01.93 [4] (0:11.54)	0:50.39 [5] (0:11.49)	0:38.90 [5] (0:12.11)	0:26.79 [8] (0:12.96)	0:13.83 [8] (0:13.83)
Average Speed [km/h]	41.6	65.1	63.6	63.4	60.5	55.8	51.8
Top Speed [km/h]	62.2	67.6	64.5	64.3	63.0	58.3	53.8
Avg. Dist. to Rail [m]	8.3	3.4	3.9	4.2	3.1	2.1	1.6
Avg. Stride Freq. [Hz]	2.2	2.5	2.4	2.4	2.3	2.3	2.2
Avg. Stride Length [m]	5.4	7.4	7.3	7.3	7.2	6.9	6.5



- [ ] Ranking at each section and finish
- .-.- No data available at this section
- NA No data available



Horse/Jockey Name	Miss Lenorr
Final Rank	9
Fastest Section Time (Section)	0:10.70 (Overall)
Top Speed [km/h] (Section)	62.5 (1000m)
Race State	Finished



Toowoomba QLD Professional

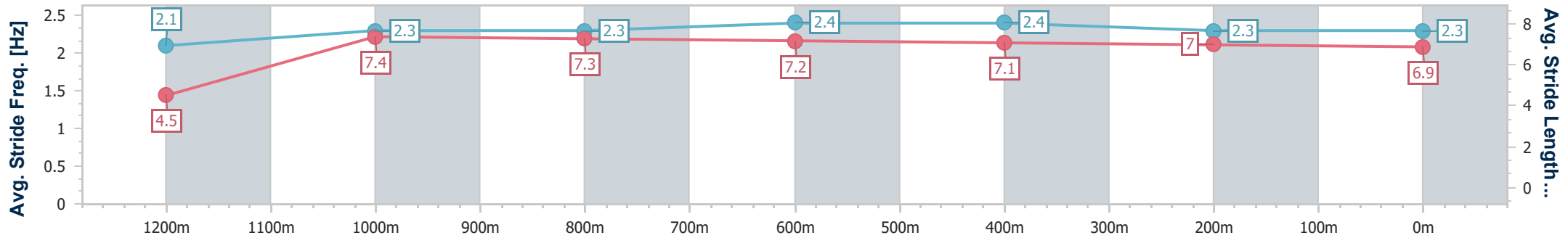
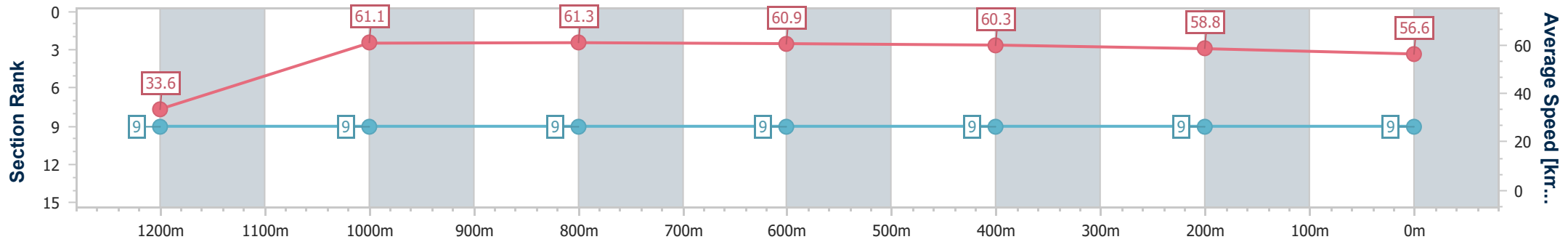
Race 2: FOCUS HR Class 2 Plate - 1300m

31 August 2024 - 18:01



Track Rating: Good 3, Weather: Hot, Rail Position: +5m Entire

Section	Overall	1200m	1000m	800m	600m	400m	200m
Section Times	1:22.99 [9] (0:10.70)	1:12.29 [9] (0:11.83)	1:00.46 [9] (0:11.78)	0:48.68 [9] (0:11.81)	0:36.87 [9] (0:11.95)	0:24.92 [9] (0:12.25)	0:12.67 [9] (0:12.67)
Average Speed [km/h]	33.6	61.1	61.3	60.9	60.3	58.8	56.6
Top Speed [km/h]	57.5	62.5	62.5	61.9	61.9	59.7	59.7
Avg. Dist. to Rail [m]	3.3	1.3	1.3	0.7	0.4	0.3	0.8
Avg. Stride Freq. [Hz]	2.1	2.3	2.3	2.4	2.4	2.3	2.3
Avg. Stride Length [m]	4.5	7.4	7.3	7.2	7.1	7.0	6.9



- [ ] Ranking at each section and finish
- .-.-.- No data available at this section
- NA No data available



# Toowoomba QLD Professional

## Race 3: LIVING TURF BENCHMARK 70 Handicap - 1200m

31 August 2024 - 18:40



Track Rating: Good 3, Weather: Hot, Rail Position: +5m Entire

Section		Overall	1000m	800m	600m	400m	200m	Last 600m					
Field Times		1:12.73 (0:14.26)	0:58.47 (0:11.25)	0:47.22 (0:11.92)	0:35.30 (0:11.81)	0:23.49 (0:11.72)	0:11.77 (0:11.77)	0:35.30					
Rank	TAB Horse/Jockey	Barrier	Top Speed [km/h]	Fastest Section							Margin	Distance Travelled [m]	
1	8 DEPTH CHARGE Noel Callow	6	66.3 Overall	0:11.40 1000m	1:12.73 [1] (0:14.39)	0:58.34 [3] (0:11.40)	0:46.94 [4] (0:11.94)	0:35.00 [4] (0:11.71)	0:23.29 [3] (0:11.60)	0:11.69 [3] (0:11.69)	1:12.73	0:35.00	
2	2 BEEBEE DAZZLER Kenji Yoshida	2	65.5 Overall	0:11.27 1000m	1:13.01 [2] (0:14.46)	0:58.55 [4] (0:11.27)	0:47.28 [3] (0:11.90)	0:35.38 [3] (0:11.83)	0:23.55 [4] (0:11.69)	0:11.86 [4] (0:11.86)	1.5L	0:35.38	-6
2	3 TALK TIME Justin Stanley	4	64.5 1000m	0:11.35 400m	1:13.01 [2] (0:14.93)	0:58.08 [7] (0:11.51)	0:46.57 [8] (0:11.75)	0:34.82 [8] (0:11.67)	0:23.15 [8] (0:11.35)	0:11.80 [5] (0:11.80)	1.5L	0:34.82	-5
4	1 COLPO DI TAMBURO Paul Hamblin	10	66.9 Overall	0:11.30 1000m	1:13.04 [4] (0:14.33)	0:58.71 [2] (0:11.30)	0:47.41 [2] (0:11.87)	0:35.54 [2] (0:11.84)	0:23.70 [2] (0:11.67)	0:12.03 [2] (0:12.03)	1.7L	0:35.54	-1
5	4 GLORIOUS RUBY Fiona Sandkuhl	5	66.9 1000m	0:11.25 1000m	1:13.24 [5] (0:14.26)	0:58.98 [1] (0:11.25)	0:47.73 [1] (0:11.92)	0:35.81 [1] (0:11.81)	0:24.00 [1] (0:11.72)	0:12.28 [1] (0:12.28)	2.7L	0:35.81	-6
6	5 UNCLE RUSS Luke Tarrant	7	67.0 Overall	0:11.49 1000m	1:13.47 [6] (0:14.65)	0:58.82 [5] (0:11.49)	0:47.33 [5] (0:11.86)	0:35.47 [6] (0:11.67)	0:23.80 [5] (0:11.60)	0:12.20 [6] (0:12.20)	4L	0:35.47	-2
7	6 EXPECTANT Karl Zechner	9	65.8 Overall	0:11.36 1000m	1:13.65 [7] (0:14.95)	0:58.70 [8] (0:11.36)	0:47.34 [7] (0:11.76)	0:35.58 [7] (0:11.64)	0:23.94 [6] (0:11.79)	0:12.15 [8] (0:12.15)	5L	0:35.58	+1
8	7 CRACKER ESSGEE Chelsea Baker	8	65.4 1000m	0:11.38 1000m	1:13.77 [8] (0:14.77)	0:59.00 [6] (0:11.38)	0:47.62 [6] (0:11.85)	0:35.77 [5] (0:11.76)	0:24.01 [7] (0:11.73)	0:12.28 [7] (0:12.28)	5.5L	0:35.77	+3

Scratched: Discerning (#10), Regal Edition (#9)

[ ] Ranking at each section and finish  
 -:-:- No data available at this section  
 NA No data available

SCN Saddle cloth number  
 DNF Did not finish  
 DNT Did not track



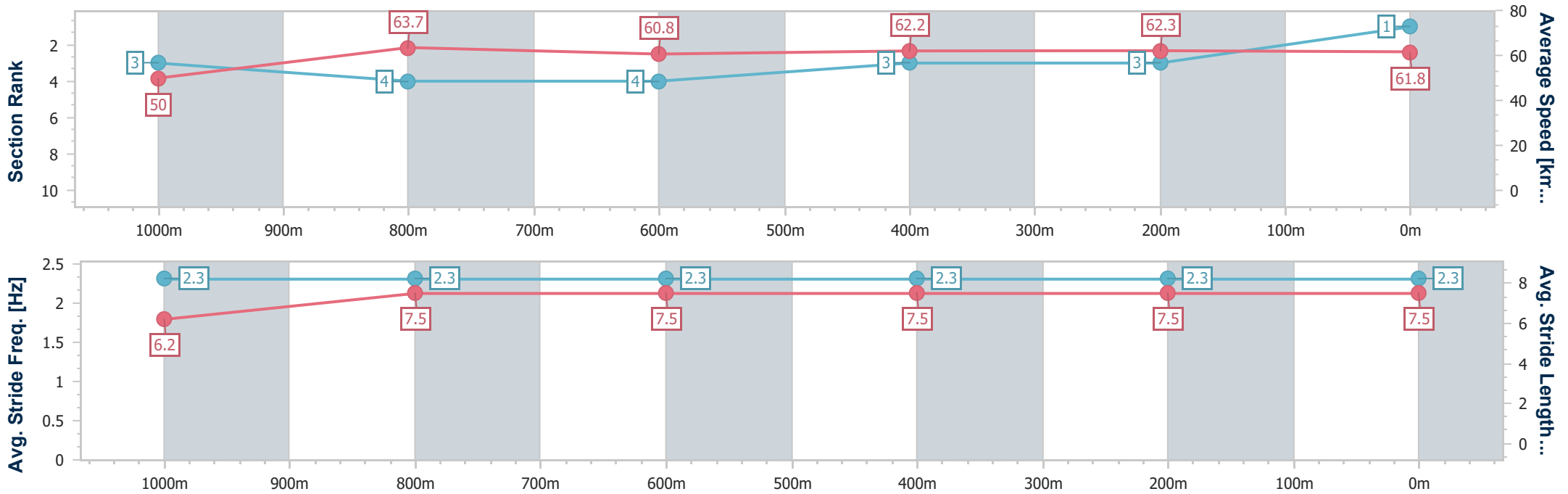
Horse/Jockey Name	Depth Charge
Final Rank	1
Fastest Section Time (Section)	0:11.40 (1000m)
Top Speed [km/h] (Section)	66.3 (Overall)
Race State	Finished



Toowoomba QLD Professional  
 Race 3: LIVING TURF BENCHMARK 70 Handicap - 1200m  
 31 August 2024 - 18:40  
 Track Rating: Good 3, Weather: Hot, Rail Position: +5m Entire



Section	Overall	1000m	800m	600m	400m	200m
Section Times	1:12.73 [1] (0:14.39)	0:58.34 [3] (0:11.40)	0:46.94 [4] (0:11.94)	0:35.00 [4] (0:11.71)	0:23.29 [3] (0:11.60)	0:11.69 [3] (0:11.69)
Average Speed [km/h]	50.0	63.7	60.8	62.2	62.3	61.8
Top Speed [km/h]	66.3	64.6	61.8	62.7	62.8	62.4
Avg. Dist. to Rail [m]	4.8	2.4	2.6	2.5	0.9	1.0
Avg. Stride Freq. [Hz]	2.3	2.3	2.3	2.3	2.3	2.3
Avg. Stride Length [m]	6.2	7.5	7.5	7.5	7.5	7.5



- [ ] Ranking at each section and finish
- .-.- No data available at this section
- NA No data available



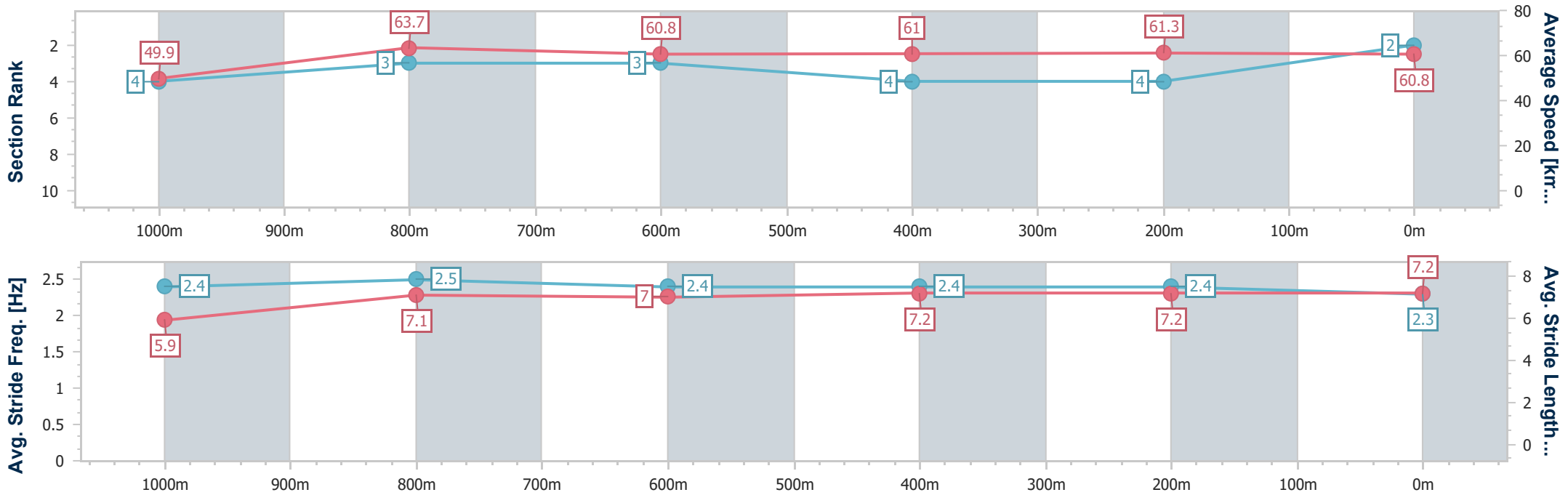
Horse/Jockey Name	Beebee Dazzler
Final Rank	2
Fastest Section Time (Section)	0:11.27 (1000m)
Top Speed [km/h] (Section)	65.5 (Overall)
Race State	Finished



Toowoomba QLD Professional  
 Race 3: LIVING TURF BENCHMARK 70 Handicap - 1200m  
 31 August 2024 - 18:40  
 Track Rating: Good 3, Weather: Hot, Rail Position: +5m Entire



Section	Overall	1000m	800m	600m	400m	200m
Section Times	1:13.01 [2] (0:14.46)	0:58.55 [4] (0:11.27)	0:47.28 [3] (0:11.90)	0:35.38 [3] (0:11.83)	0:23.55 [4] (0:11.69)	0:11.86 [4] (0:11.86)
Average Speed [km/h]	49.9	63.7	60.8	61.0	61.3	60.8
Top Speed [km/h]	65.5	65.4	62.5	61.8	62.9	61.4
Avg. Dist. to Rail [m]	2.5	0.3	1.1	0.2	0.5	2.1
Avg. Stride Freq. [Hz]	2.4	2.5	2.4	2.4	2.4	2.3
Avg. Stride Length [m]	5.9	7.1	7.0	7.2	7.2	7.2



- [ ] Ranking at each section and finish
- .-.- No data available at this section
- NA No data available



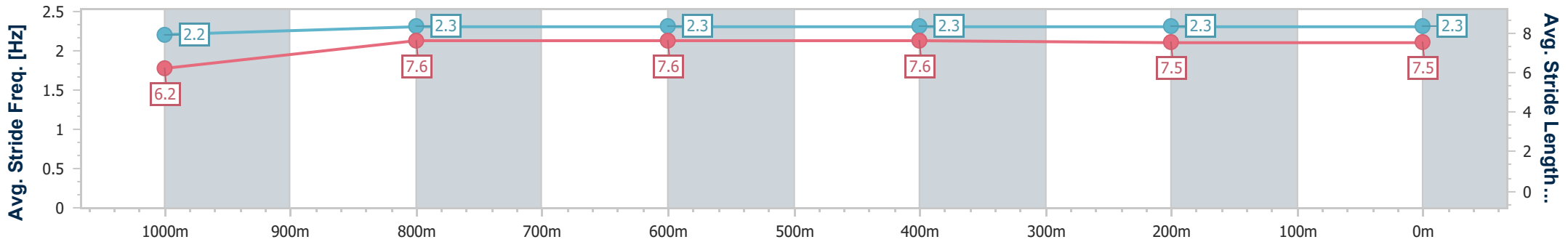
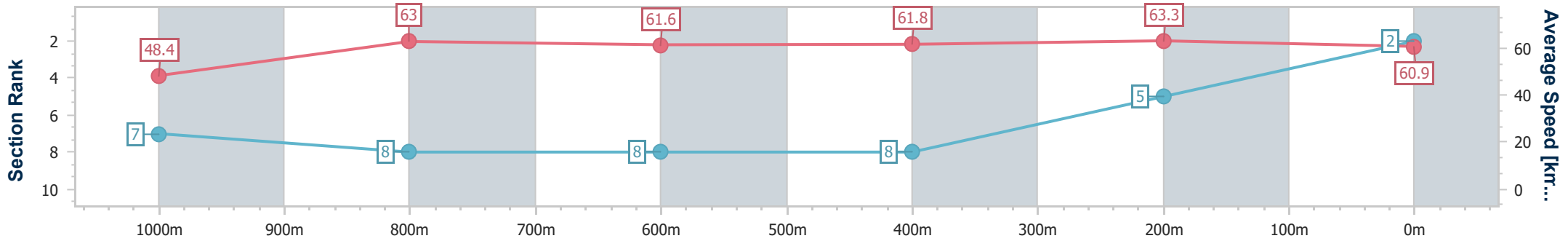
Horse/Jockey Name	Talk Time
Final Rank	2
Fastest Section Time (Section)	0:11.35 (400m)
Top Speed [km/h] (Section)	64.5 (1000m)
Race State	Finished



Toowoomba QLD Professional  
 Race 3: LIVING TURF BENCHMARK 70 Handicap - 1200m  
 31 August 2024 - 18:40  
 Track Rating: Good 3, Weather: Hot, Rail Position: +5m Entire



Section	Overall	1000m	800m	600m	400m	200m
Section Times	1:13.01 [2] (0:14.93)	0:58.08 [7] (0:11.51)	0:46.57 [8] (0:11.75)	0:34.82 [8] (0:11.67)	0:23.15 [8] (0:11.35)	0:11.80 [5]
Average Speed [km/h]	48.4	63.0	61.6	61.8	63.3	60.9
Top Speed [km/h]	64.5	64.5	62.3	64.0	64.4	62.2
Avg. Dist. to Rail [m]	4.2	2.3	1.4	0.5	1.3	3.5
Avg. Stride Freq. [Hz]	2.2	2.3	2.3	2.3	2.3	2.3
Avg. Stride Length [m]	6.2	7.6	7.6	7.6	7.5	7.5



- [ ] Ranking at each section and finish
- .-.- No data available at this section
- NA No data available





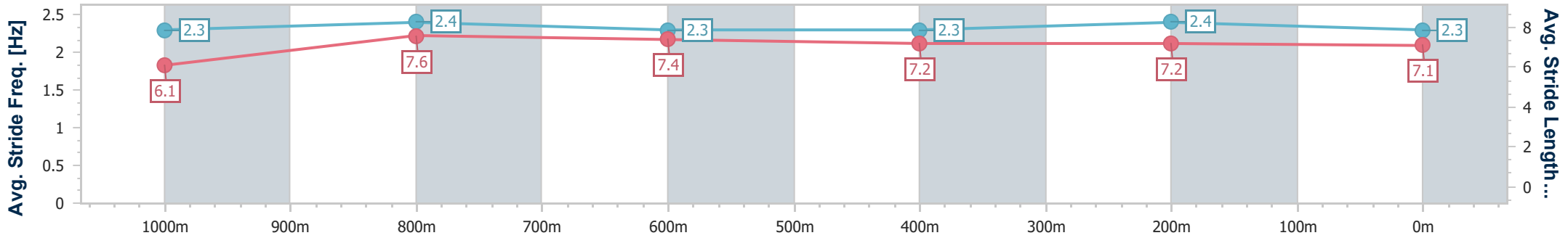
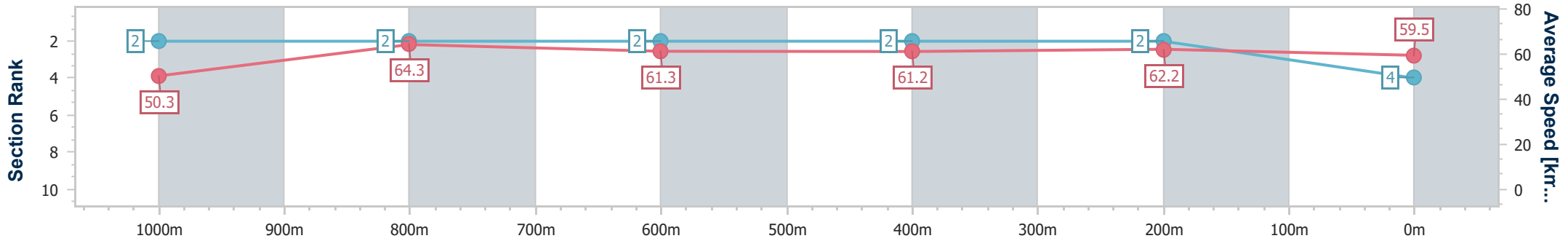
Horse/Jockey Name	Colpo Di Tamburo
Final Rank	4
Fastest Section Time (Section)	0:11.30 (1000m)
Top Speed [km/h] (Section)	66.9 (Overall)
Race State	Finished



Toowoomba QLD Professional  
 Race 3: LIVING TURF BENCHMARK 70 Handicap - 1200m  
 31 August 2024 - 18:40  
 Track Rating: Good 3, Weather: Hot, Rail Position: +5m Entire



Section	Overall	1000m	800m	600m	400m	200m
Section Times	1:13.04 [4] (0:14.33)	0:58.71 [2] (0:11.30)	0:47.41 [2] (0:11.87)	0:35.54 [2] (0:11.84)	0:23.70 [2] (0:11.67)	0:12.03 [2] (0:12.03)
Average Speed [km/h]	50.3	64.3	61.3	61.2	62.2	59.5
Top Speed [km/h]	66.9	66.8	62.8	62.6	63.4	61.7
Avg. Dist. to Rail [m]	7.7	3.4	2.5	1.6	2.4	4.1
Avg. Stride Freq. [Hz]	2.3	2.4	2.3	2.3	2.4	2.3
Avg. Stride Length [m]	6.1	7.6	7.4	7.2	7.2	7.1



- [ ] Ranking at each section and finish
- .-.- No data available at this section
- NA No data available



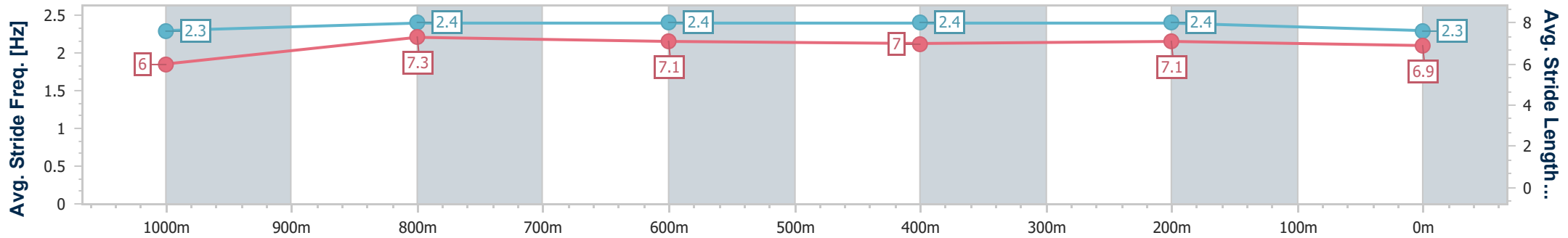
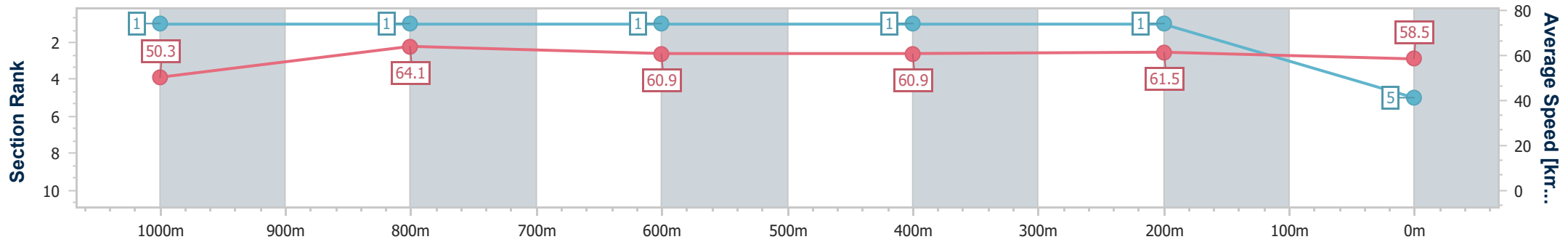
Horse/Jockey Name	Glorious Ruby
Final Rank	5
Fastest Section Time (Section)	0:11.25 (1000m)
Top Speed [km/h] (Section)	66.9 (1000m)
Race State	Finished



Toowoomba QLD Professional  
 Race 3: LIVING TURF BENCHMARK 70 Handicap - 1200m  
 31 August 2024 - 18:40  
 Track Rating: Good 3, Weather: Hot, Rail Position: +5m Entire



Section	Overall	1000m	800m	600m	400m	200m
Section Times	1:13.24 [5] (0:14.26)	0:58.98 [1] (0:11.25)	0:47.73 [1] (0:11.92)	0:35.81 [1] (0:11.81)	0:24.00 [1] (0:11.72)	0:12.28 [1] (0:12.28)
Average Speed [km/h]	50.3	64.1	60.9	60.9	61.5	58.5
Top Speed [km/h]	66.8	66.9	62.2	62.5	63.1	61.4
Avg. Dist. to Rail [m]	3.4	0.4	1.4	0.4	0.7	0.3
Avg. Stride Freq. [Hz]	2.3	2.4	2.4	2.4	2.4	2.3
Avg. Stride Length [m]	6.0	7.3	7.1	7.0	7.1	6.9



- [ ] Ranking at each section and finish
- .-.- No data available at this section
- NA No data available



Horse/Jockey Name	Uncle Russ
Final Rank	6
Fastest Section Time (Section)	0:11.49 (1000m)
Top Speed [km/h] (Section)	67.0 (Overall)
Race State	Finished



Toowoomba QLD Professional

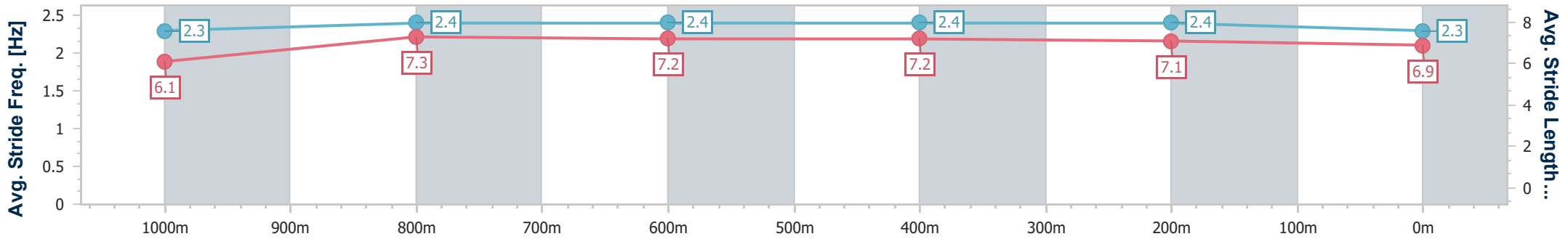
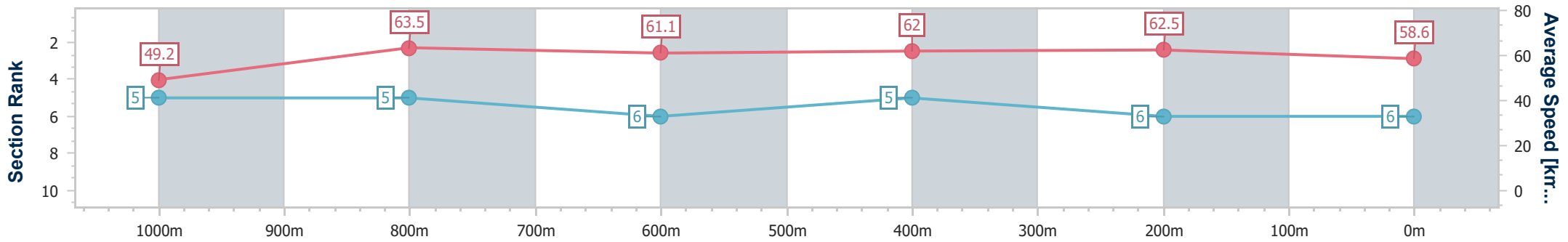
Race 3: LIVING TURF BENCHMARK 70 Handicap - 1200m

31 August 2024 - 18:40



Track Rating: Good 3, Weather: Hot, Rail Position: +5m Entire

Section	Overall	1000m	800m	600m	400m	200m
Section Times	1:13.47 [6] (0:14.65)	0:58.82 [5] (0:11.49)	0:47.33 [5] (0:11.86)	0:35.47 [6] (0:11.67)	0:23.80 [5] (0:11.60)	0:12.20 [6] (0:12.20)
Average Speed [km/h]	49.2	63.5	61.1	62.0	62.5	58.6
Top Speed [km/h]	67.0	65.7	63.0	63.1	63.8	61.9
Avg. Dist. to Rail [m]	4.9	3.4	2.1	0.7	2.7	5.4
Avg. Stride Freq. [Hz]	2.3	2.4	2.4	2.4	2.4	2.3
Avg. Stride Length [m]	6.1	7.3	7.2	7.2	7.1	6.9



- [ ] Ranking at each section and finish
- .-.- No data available at this section
- NA No data available



Horse/Jockey Name	Expectant
Final Rank	7
Fastest Section Time (Section)	0:11.36 (1000m)
Top Speed [km/h] (Section)	65.8 (Overall)
Race State	Finished



### Toowoomba QLD Professional

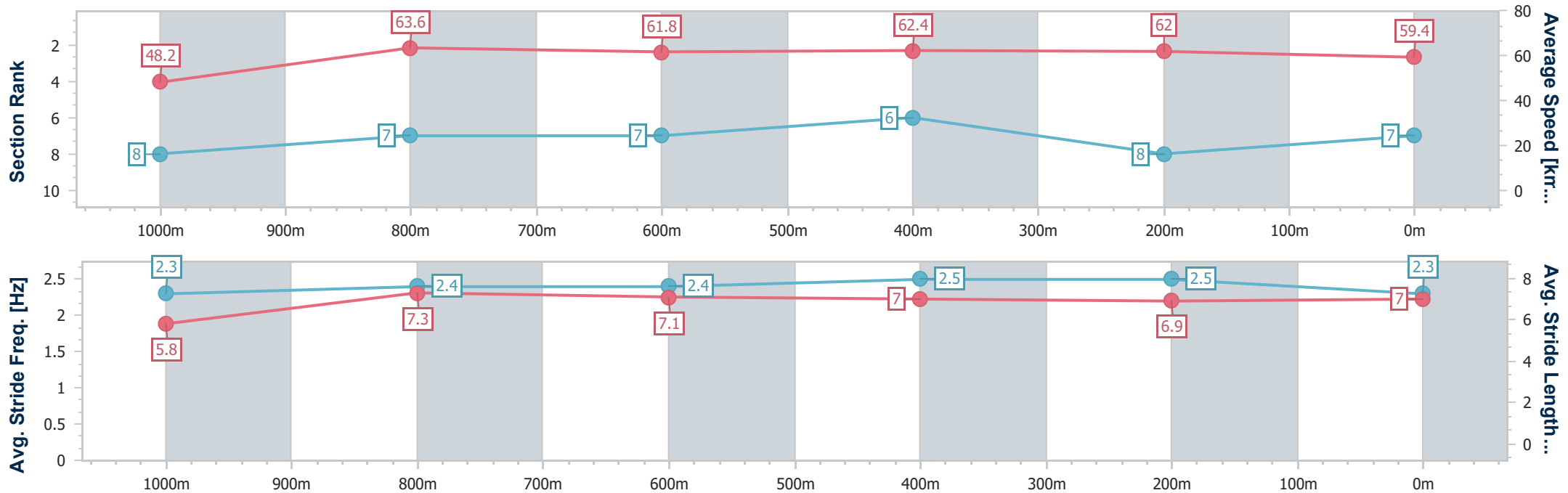
Race 3: LIVING TURF BENCHMARK 70 Handicap - 1200m

31 August 2024 - 18:40



Track Rating: Good 3, Weather: Hot, Rail Position: +5m Entire

Section	Overall	1000m	800m	600m	400m	200m
Section Times	1:13.65 [7] (0:14.95)	0:58.70 [8] (0:11.36)	0:47.34 [7] (0:11.76)	0:35.58 [7] (0:11.64)	0:23.94 [6] (0:11.79)	0:12.15 [8] (0:12.15)
Average Speed [km/h]	48.2	63.6	61.8	62.4	62.0	59.4
Top Speed [km/h]	65.8	64.8	63.8	63.4	62.9	61.9
Avg. Dist. to Rail [m]	5.7	1.4	1.7	2.2	4.6	5.9
Avg. Stride Freq. [Hz]	2.3	2.4	2.4	2.5	2.5	2.3
Avg. Stride Length [m]	5.8	7.3	7.1	7.0	6.9	7.0



- [ ] Ranking at each section and finish
- .-.- No data available at this section
- NA No data available



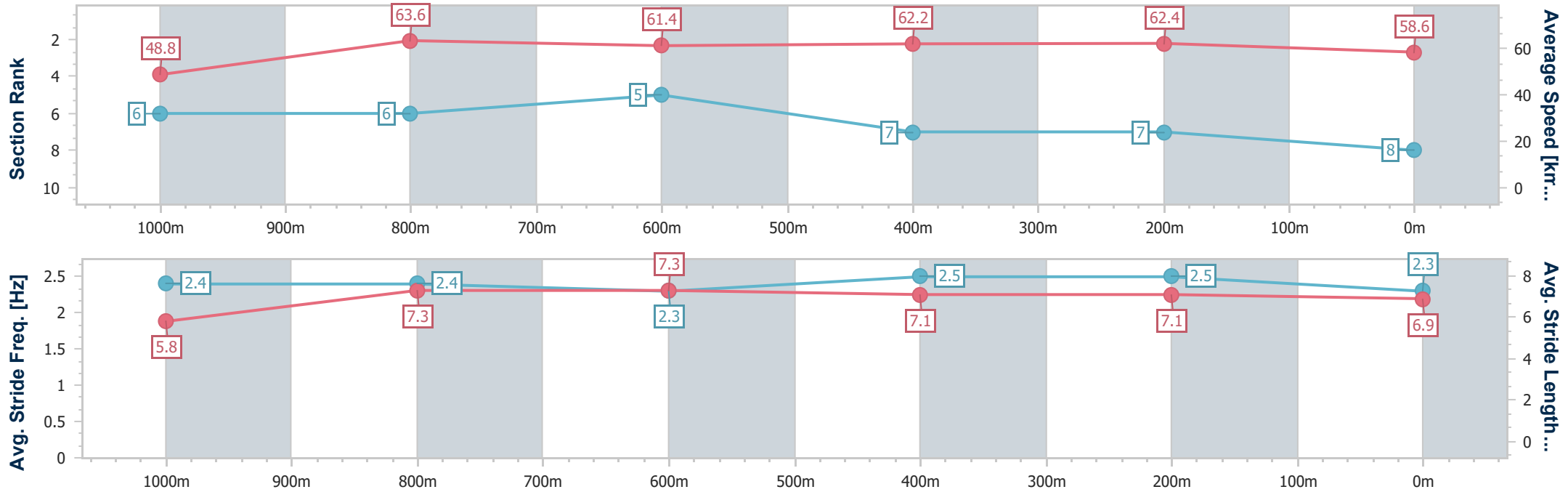
Horse/Jockey Name	Cracker Essgee
Final Rank	8
Fastest Section Time (Section)	0:11.38 (1000m)
Top Speed [km/h] (Section)	65.4 (1000m)
Race State	Finished



Toowoomba QLD Professional  
 Race 3: LIVING TURF BENCHMARK 70 Handicap - 1200m  
 31 August 2024 - 18:40  
 Track Rating: Good 3, Weather: Hot, Rail Position: +5m Entire



Section	Overall	1000m	800m	600m	400m	200m
Section Times	1:13.77 [8] (0:14.77)	0:59.00 [6] (0:11.38)	0:47.62 [6] (0:11.85)	0:35.77 [5] (0:11.76)	0:24.01 [7] (0:11.73)	0:12.28 [7] (0:12.28)
Average Speed [km/h]	48.8	63.6	61.4	62.2	62.4	58.6
Top Speed [km/h]	65.4	65.4	63.0	63.6	63.2	60.8
Avg. Dist. to Rail [m]	3.3	1.7	2.9	3.1	4.6	4.5
Avg. Stride Freq. [Hz]	2.4	2.4	2.3	2.5	2.5	2.3
Avg. Stride Length [m]	5.8	7.3	7.3	7.1	7.1	6.9



- [ ] Ranking at each section and finish
- .-.- No data available at this section
- NA No data available



## Toowoomba QLD Professional

### Race 4: REMEMBERING PETE MCDUGALL BENCHMARK 62 Handicap - 2150m

31 August 2024 - 19:16



Track Rating: Good 3, Weather: Hot, Rail Position: +5m Entire

Section		Overall	2000m	1800m	1600m	1400m	1200m	1000m	Last 600m				
Field Times		2:15.07 (0:12.24)	2:02.83 (0:11.52)	1:51.31 (0:11.15)	1:40.16 (0:11.26)	1:28.90 (0:12.15)	1:16.75 (0:12.47)	1:04.28 (0:12.81)	0:39.01				
Rank	TAB Horse/Jockey	Barrier	Top Speed [km/h]	Fastest Section									Distance Travelled [m]
1	1 <b>POWER PACK</b> Landan Sykes	11	66.6 1800m	0:11.09 2000m	2:15.07 [1] (0:12.80)	2:02.27 [6] (0:11.09)	1:51.18 [3] (0:11.11)	1:40.07 [2] (0:11.39)	1:28.68 [2] (0:12.07)	1:16.61 [2] (0:12.51)	1:04.10 [2] (0:12.70)	0:39.01	
2	2 <b>KNEZE</b> Paul Hamblin	2	64.0 1600m	0:11.28 1800m	2:15.23 [2] (0:12.46)	2:02.77 [3] (0:11.67)	1:51.10 [5] (0:11.28)	1:39.82 [6] (0:11.49)	1:28.33 [5] (0:12.10)	1:16.23 [5] (0:12.51)	1:03.72 [5] (0:12.81)	0:38.34	-6
3	6 <b>MORDECAI</b> Stacey Callow	12	66.3 1800m	0:11.29 1600m	2:15.43 [3] (0:13.14)	2:02.29 [10] (0:11.60)	1:50.69 [9] (0:11.46)	1:39.23 [10] (0:11.29)	1:27.94 [10] (0:12.14)	1:15.80 [10] (0:12.58)	1:03.22 [10] (0:12.67)	0:38.27	+7
4	7 <b>WHYTEEPEE</b> Luke Tarrant	8	65.7 2000m	0:11.19 2000m	2:15.44 [4] (0:12.75)	2:02.69 [5] (0:11.19)	1:51.50 [4] (0:11.32)	1:40.18 [3] (0:11.40)	1:28.78 [4] (0:12.19)	1:16.59 [3] (0:12.51)	1:04.08 [4] (0:12.81)	0:38.71	+3
5	4 <b>VISUAL ELEMENT</b> Les Tilley	7	64.8 1800m	0:11.36 1800m	2:15.58 [5] (0:12.84)	2:02.74 [8] (0:11.63)	1:51.11 [8] (0:11.36)	1:39.75 [8] (0:11.55)	1:28.20 [8] (0:12.04)	1:16.16 [8] (0:12.42)	1:03.74 [8] (0:12.88)	0:38.80	+3
6	10 <b>WINSTON BLUE</b> Karl Zechner	5	64.8 1600m	0:11.29 1600m	2:15.70 [6] (0:13.06)	2:02.64 [9] (0:11.69)	1:50.95 [10] (0:11.38)	1:39.57 [9] (0:11.29)	1:28.28 [9] (0:12.18)	1:16.10 [9] (0:12.53)	1:03.57 [9] (0:12.74)	0:38.66	-1
7	9 <b>COME ON EILEEN</b> Kenji Yoshida	1	64.0 1800m	0:11.35 1800m	2:16.23 [7] (0:12.81)	2:03.42 [7] (0:11.64)	1:51.78 [7] (0:11.35)	1:40.43 [7] (0:11.45)	1:28.98 [7] (0:12.08)	1:16.90 [7] (0:12.51)	1:04.39 [7] (0:12.84)	0:39.02	-6
8	3 <b>VAN GOGH</b> Shania Willis	3	66.0 1600m	0:11.15 1800m	2:16.28 [8] (0:12.32)	2:03.96 [2] (0:11.44)	1:52.52 [1] (0:11.15)	1:41.37 [1] (0:11.26)	1:30.11 [1] (0:12.15)	1:17.96 [1] (0:12.47)	1:05.49 [1] (0:12.81)	0:40.22	-6
9	5 <b>NO MORE RED</b> Nozi Tomizawa	6	65.1 1800m	0:11.23 1800m	2:16.46 [9] (0:12.64)	2:03.82 [4] (0:11.52)	1:52.30 [6] (0:11.23)	1:41.07 [5] (0:11.56)	1:29.51 [6] (0:12.16)	1:17.35 [6] (0:12.51)	1:04.84 [6] (0:12.82)	0:39.54	+3
10	8 <b>PARIS ART</b> Justin Stanley	4	66.1 1600m	0:11.26 1600m	2:18.90 [10] (0:12.24)	2:06.66 [1] (0:11.63)	1:55.03 [2] (0:11.46)	1:43.57 [4] (0:11.26)	1:32.31 [3] (0:12.26)	1:20.05 [4] (0:12.50)	1:07.55 [3] (0:12.82)	0:42.05	-4

Scratched: Skylon (#12), Another Dazzler (#11)

[ ] Ranking at each section and finish  
 -:-:- No data available at this section  
 NA No data available

SCN Saddle cloth number  
 DNF Did not finish  
 DNT Did not track



# Toowoomba QLD Professional

## Race 4: REMEMBERING PETE MCDUGALL BENCHMARK 62 Handicap - 2150m

31 August 2024 - 19:16



Track Rating: Good 3, Weather: Hot, Rail Position: +5m Entire

Section				800m	600m	400m	200m	Last 600m				
Field Times				0:51.47 (0:12.46)	0:39.01 (0:12.61)	0:26.40 (0:13.27)	0:13.13 (0:13.13)	0:39.01				
Rank	TAB	Horse/Jockey	Barrier	Top Speed [km/h]	Fastest Section	Margin				Distance Travelled [m]		
1	1	<b>POWER PACK</b> Landan Sykes	11	66.6 1800m	0:11.09 2000m	0:51.40 [2] (0:12.39)	0:39.01 [2] (0:12.61)	0:26.40 [1] (0:13.27)	0:13.13 [1] (0:13.13)	2:15.07	0:39.01	
2	2	<b>KNEZE</b> Paul Hamblin	2	64.0 1600m	0:11.28 1800m	0:50.91 [5] (0:12.57)	0:38.34 [6] (0:12.55)	0:25.79 [5] (0:12.83)	0:12.96 [3] (0:12.96)	0.8L	0:38.34	-6
3	6	<b>MORDECAI</b> Stacey Callow	12	66.3 1800m	0:11.29 1600m	0:50.55 [10] (0:12.28)	0:38.27 [9] (0:12.42)	0:25.85 [6] (0:12.78)	0:13.07 [5] (0:13.07)	1.8L	0:38.27	+7
4	7	<b>WHYTEEPEE</b> Luke Tarrant	8	65.7 2000m	0:11.19 2000m	0:51.27 [4] (0:12.56)	0:38.71 [3] (0:12.54)	0:26.17 [4] (0:13.01)	0:13.16 [4] (0:13.16)	1.9L	0:38.71	+3
5	4	<b>VISUAL ELEMENT</b> Les Tilley	7	64.8 1800m	0:11.36 1800m	0:50.86 [8] (0:12.06)	0:38.80 [4] (0:12.40)	0:26.40 [3] (0:12.92)	0:13.48 [2] (0:13.48)	2.7L	0:38.80	+3
6	10	<b>WINSTON BLUE</b> Karl Zechner	5	64.8 1600m	0:11.29 1600m	0:50.83 [9] (0:12.17)	0:38.66 [8] (0:12.63)	0:26.03 [7] (0:12.81)	0:13.22 [7] (0:13.22)	3.2L	0:38.66	-1
7	9	<b>COME ON EILEEN</b> Kenji Yoshida	1	64.0 1800m	0:11.35 1800m	0:51.55 [7] (0:12.53)	0:39.02 [10] (0:12.93)	0:26.09 [10] (0:13.17)	0:12.92 [9] (0:12.92)	6.2L	0:39.02	-6
8	3	<b>VAN GOGH</b> Shania Willis	3	66.0 1600m	0:11.15 1800m	0:52.68 [1] (0:12.46)	0:40.22 [1] (0:12.92)	0:27.30 [2] (0:13.38)	0:13.92 [6] (0:13.92)	6.4L	0:40.22	-6
9	5	<b>NO MORE RED</b> Nozi Tomizawa	6	65.1 1800m	0:11.23 1800m	0:52.02 [6] (0:12.48)	0:39.54 [7] (0:12.94)	0:26.60 [8] (0:13.33)	0:13.27 [8] (0:13.27)	7.4L	0:39.54	+3
10	8	<b>PARIS ART</b> Justin Stanley	4	66.1 1600m	0:11.26 1600m	0:54.73 [3] (0:12.68)	0:42.05 [5] (0:13.11)	0:28.94 [9] (0:13.81)	0:15.13 [10] (0:15.13)	21.7L	0:42.05	-4

Scratched: Skylon (#12), Another Dazzler (#11)

[ ] Ranking at each section and finish  
 -:-:- No data available at this section  
 NA No data available

SCN Saddle cloth number  
 DNF Did not finish  
 DNT Did not track



Horse/Jockey Name	Power Pack
Final Rank	1
Fastest Section Time (Section)	0:11.09 (2000m)
Top Speed [km/h] (Section)	66.6 (1800m)
Race State	Finished



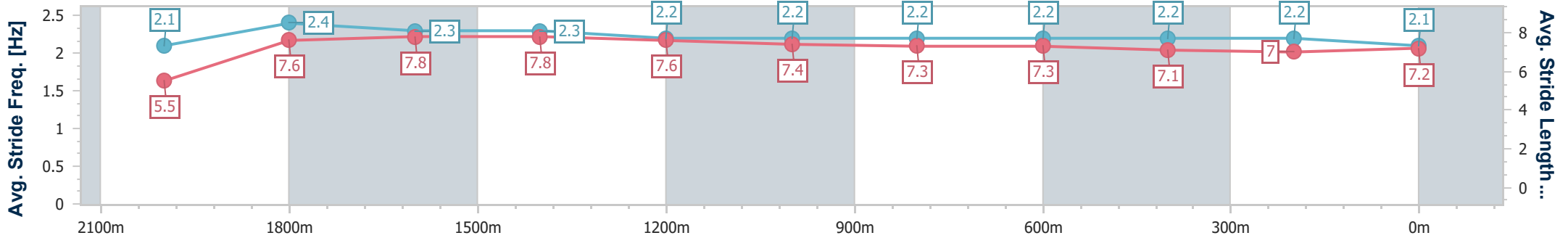
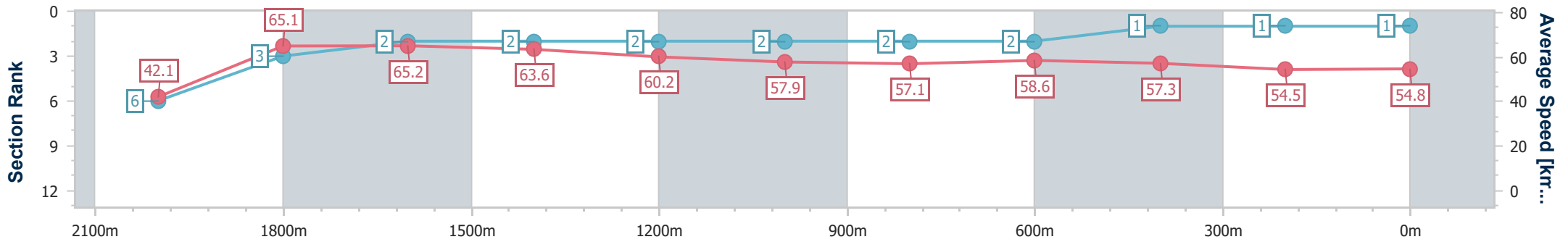
Toowoomba QLD Professional  
 Race 4: REMEMBERING PETE MCDOUGALL BENCHMARK 62  
 Handicap - 2150m



31 August 2024 - 19:16

Track Rating: Good 3, Weather: Hot, Rail Position: +5m Entire

Section	Overall	2000m	1800m	1600m	1400m	1200m	1000m	800m	600m	400m	200m
Section Times	2:15.07 [1] (0:12.80)	2:02.27 [6] (0:11.09)	1:51.18 [3] (0:11.11)	1:40.07 [2] (0:11.39)	1:28.68 [2] (0:12.07)	1:16.61 [2] (0:12.51)	1:04.10 [2] (0:12.70)	0:51.40 [2] (0:12.39)	0:39.01 [2] (0:12.61)	0:26.40 [1] (0:13.27)	0:13.13 [1] (0:13.13)
Average Speed [km/h]	42.1	65.1	65.2	63.6	60.2	57.9	57.1	58.6	57.3	54.5	54.8
Top Speed [km/h]	64.0	65.7	66.6	64.2	62.6	58.8	58.3	59.9	60.1	55.4	56.1
Avg. Dist. to Rail [m]	6.6	2.2	1.3	1.9	2.0	2.4	2.2	2.2	1.6	0.7	0.4
Avg. Stride Freq. [Hz]	2.1	2.4	2.3	2.3	2.2	2.2	2.2	2.2	2.2	2.2	2.1
Avg. Stride Length [m]	5.5	7.6	7.8	7.8	7.6	7.4	7.3	7.3	7.1	7.0	7.2



- [ ] Ranking at each section and finish
- .-.- No data available at this section
- NA No data available





Horse/Jockey Name	Kneze
Final Rank	2
Fastest Section Time (Section)	0:11.28 (1800m)
Top Speed [km/h] (Section)	64.0 (1600m)
Race State	Finished



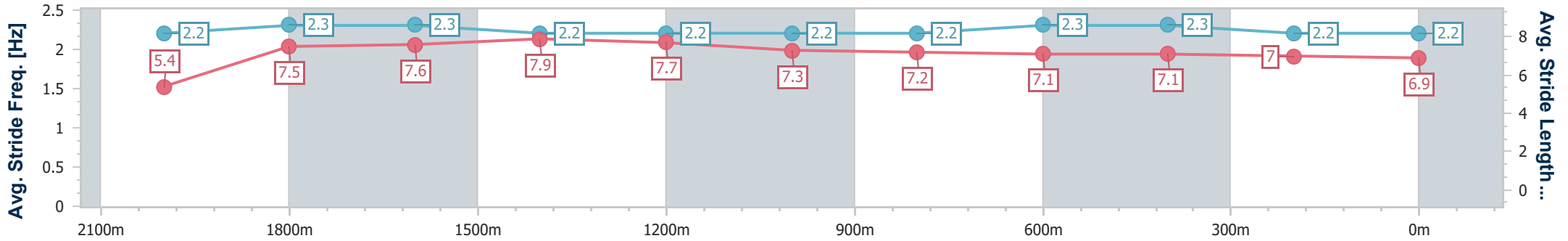
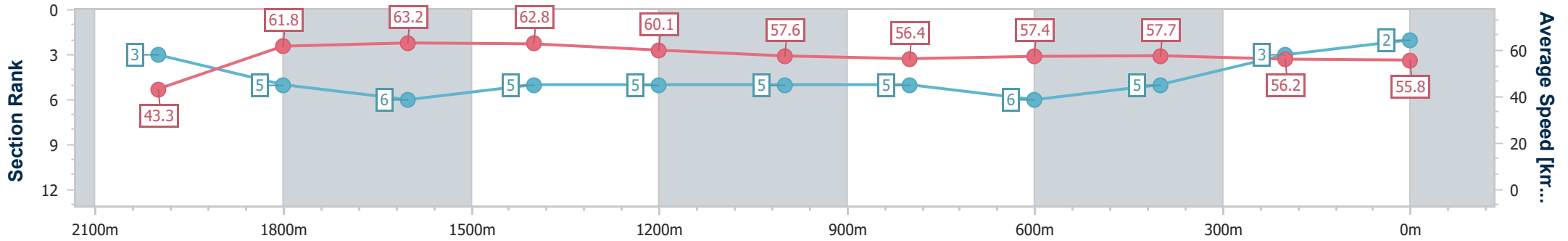
Toowoomba QLD Professional  
Race 4: REMEMBERING PETE MCDOUGALL BENCHMARK 62  
Handicap - 2150m



31 August 2024 - 19:16

Track Rating: Good 3, Weather: Hot, Rail Position: +5m Entire

Section	Overall	2000m	1800m	1600m	1400m	1200m	1000m	800m	600m	400m	200m
Section Times	2:15.23 [2] (0:12.46)	2:02.77 [3] (0:11.67)	1:51.10 [5] (0:11.28)	1:39.82 [6] (0:11.49)	1:28.33 [5] (0:12.10)	1:16.23 [5] (0:12.51)	1:03.72 [5] (0:12.81)	0:50.91 [5] (0:12.57)	0:38.34 [6] (0:12.55)	0:25.79 [5] (0:12.83)	0:12.96 [3] (0:12.96)
Average Speed [km/h]	43.3	61.8	63.2	62.8	60.1	57.6	56.4	57.4	57.7	56.2	55.8
Top Speed [km/h]	60.1	63.2	63.8	64.0	63.0	58.8	56.7	58.2	58.8	57.1	56.7
Avg. Dist. to Rail [m]	4.7	2.8	1.6	0.7	2.0	1.5	0.5	1.2	1.4	0.9	0.6
Avg. Stride Freq. [Hz]	2.2	2.3	2.3	2.2	2.2	2.2	2.2	2.3	2.3	2.2	2.2
Avg. Stride Length [m]	5.4	7.5	7.6	7.9	7.7	7.3	7.2	7.1	7.1	7.0	6.9



- [ ] Ranking at each section and finish
- .-.- No data available at this section
- NA No data available



Horse/Jockey Name	Mordecai
Final Rank	3
Fastest Section Time (Section)	0:11.29 (1600m)
Top Speed [km/h] (Section)	66.3 (1800m)
Race State	Finished



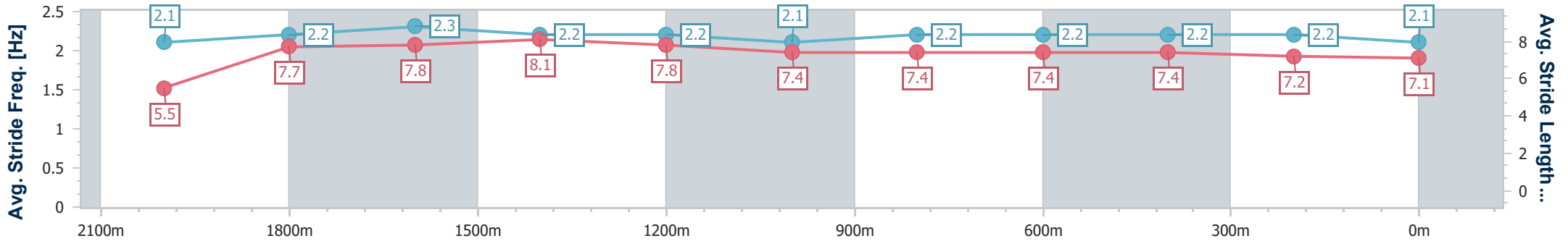
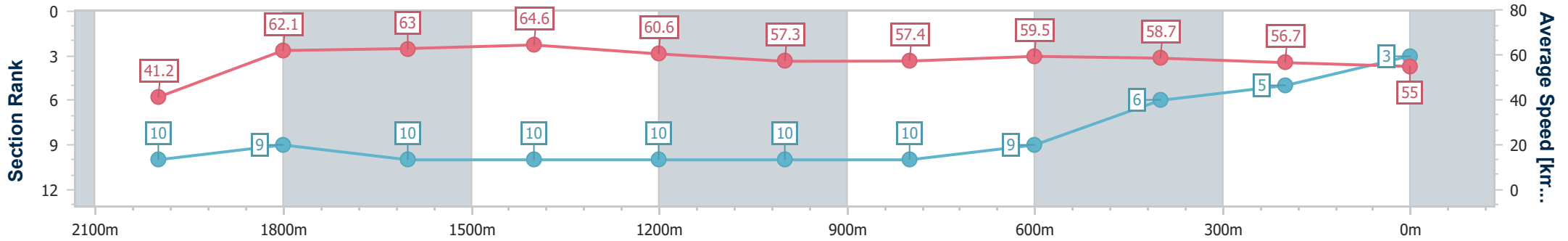
Toowoomba QLD Professional  
Race 4: REMEMBERING PETE MCDOUGALL BENCHMARK 62  
Handicap - 2150m



31 August 2024 - 19:16

Track Rating: Good 3, Weather: Hot, Rail Position: +5m Entire

Section	Overall	2000m	1800m	1600m	1400m	1200m	1000m	800m	600m	400m	200m
Section Times	2:15.43 [3] (0:13.14)	2:02.29 [10] (0:11.60)	1:50.69 [9] (0:11.46)	1:39.23 [10] (0:11.29)	1:27.94 [10] (0:12.14)	1:15.80 [10] (0:12.58)	1:03.22 [10] (0:12.67)	0:50.55 [10] (0:12.28)	0:38.27 [9] (0:12.42)	0:25.85 [6] (0:12.78)	0:13.07 [5] (0:13.07)
Average Speed [km/h]	41.2	62.1	63.0	64.6	60.6	57.3	57.4	59.5	58.7	56.7	55.0
Top Speed [km/h]	62.3	62.8	66.3	66.2	62.1	58.5	59.1	60.4	60.6	57.7	56.9
Avg. Dist. to Rail [m]	6.8	0.5	1.1	3.5	3.7	2.8	2.3	3.5	2.4	3.0	4.8
Avg. Stride Freq. [Hz]	2.1	2.2	2.3	2.2	2.2	2.1	2.2	2.2	2.2	2.2	2.1
Avg. Stride Length [m]	5.5	7.7	7.8	8.1	7.8	7.4	7.4	7.4	7.4	7.2	7.1



- [ ] Ranking at each section and finish
- .-.- No data available at this section
- NA No data available



Horse/Jockey Name	Whyteepee
Final Rank	4
Fastest Section Time (Section)	0:11.19 (2000m)
Top Speed [km/h] (Section)	65.7 (2000m)
Race State	Finished



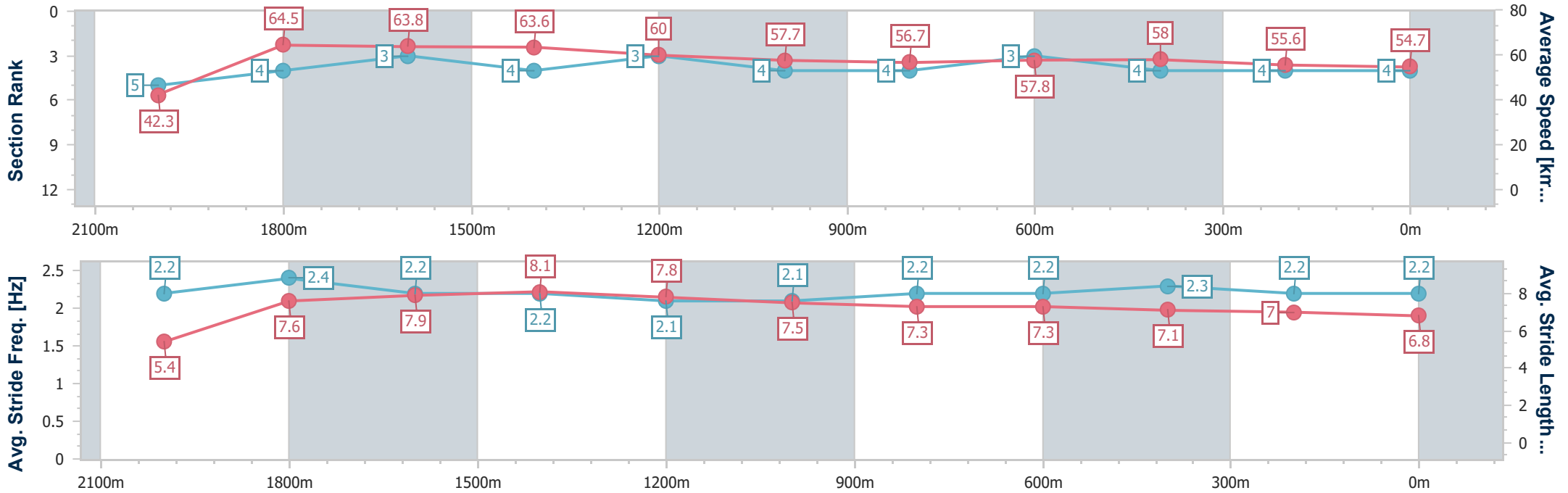
Toowoomba QLD Professional  
Race 4: REMEMBERING PETE MCDOUGALL BENCHMARK 62  
Handicap - 2150m



31 August 2024 - 19:16

Track Rating: Good 3, Weather: Hot, Rail Position: +5m Entire

Section	Overall	2000m	1800m	1600m	1400m	1200m	1000m	800m	600m	400m	200m
Section Times	2:15.44 [4] (0:12.75)	2:02.69 [5] (0:11.19)	1:51.50 [4] (0:11.32)	1:40.18 [3] (0:11.40)	1:28.78 [4] (0:12.19)	1:16.59 [3] (0:12.51)	1:04.08 [4] (0:12.81)	0:51.27 [4] (0:12.56)	0:38.71 [3] (0:12.54)	0:26.17 [4] (0:13.01)	0:13.16 [4] (0:13.16)
Average Speed [km/h]	42.3	64.5	63.8	63.6	60.0	57.7	56.7	57.8	58.0	55.6	54.7
Top Speed [km/h]	62.9	65.7	64.8	64.9	62.7	58.8	57.9	58.2	59.0	56.0	55.8
Avg. Dist. to Rail [m]	5.9	1.6	0.9	2.0	3.5	3.0	2.5	1.9	1.8	1.7	4.1
Avg. Stride Freq. [Hz]	2.2	2.4	2.2	2.2	2.1	2.1	2.2	2.2	2.3	2.2	2.2
Avg. Stride Length [m]	5.4	7.6	7.9	8.1	7.8	7.5	7.3	7.3	7.1	7.0	6.8



- [ ] Ranking at each section and finish
- .-.- No data available at this section
- NA No data available



Horse/Jockey Name	Visual Element
Final Rank	5
Fastest Section Time (Section)	0:11.36 (1800m)
Top Speed [km/h] (Section)	64.8 (1800m)
Race State	Finished



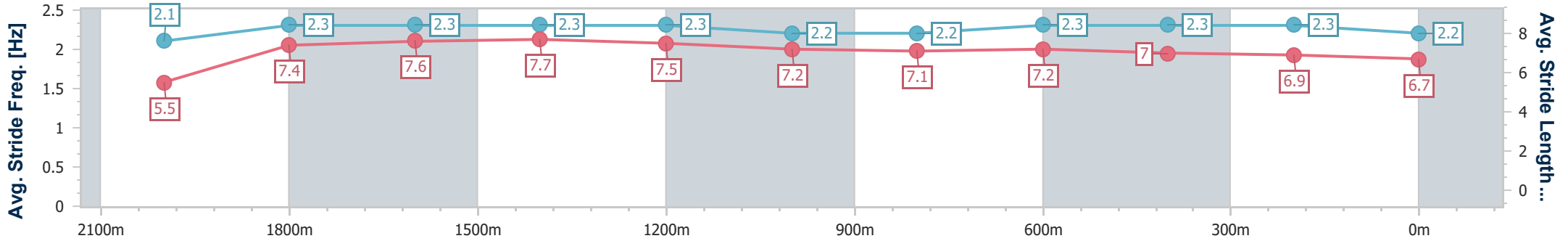
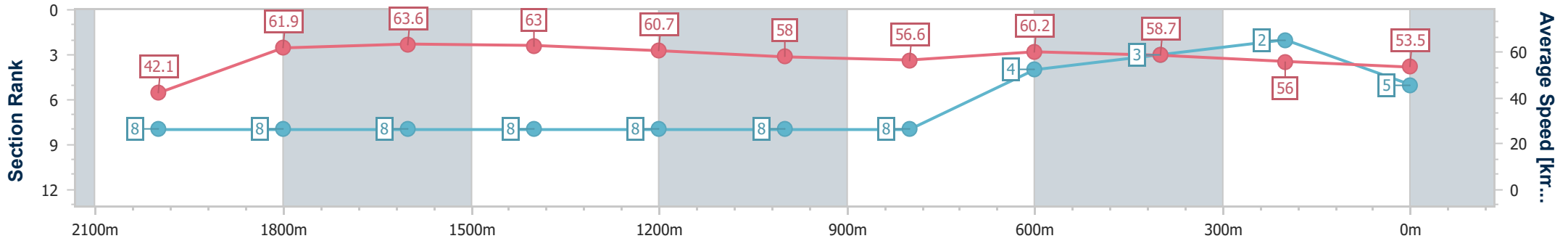
Toowoomba QLD Professional  
Race 4: REMEMBERING PETE MCDOUGALL BENCHMARK 62  
Handicap - 2150m



31 August 2024 - 19:16

Track Rating: Good 3, Weather: Hot, Rail Position: +5m Entire

Section	Overall	2000m	1800m	1600m	1400m	1200m	1000m	800m	600m	400m	200m
Section Times	2:15.58 [5] (0:12.84)	2:02.74 [8] (0:11.63)	1:51.11 [8] (0:11.36)	1:39.75 [8] (0:11.55)	1:28.20 [8] (0:12.04)	1:16.16 [8] (0:12.42)	1:03.74 [8] (0:12.88)	0:50.86 [8] (0:12.06)	0:38.80 [4] (0:12.40)	0:26.40 [3] (0:12.92)	0:13.48 [2] (0:13.48)
Average Speed [km/h]	42.1	61.9	63.6	63.0	60.7	58.0	56.6	60.2	58.7	56.0	53.5
Top Speed [km/h]	61.1	63.9	64.8	64.5	62.5	59.4	57.4	61.5	60.8	57.3	54.6
Avg. Dist. to Rail [m]	4.9	0.2	0.8	2.8	2.6	2.3	2.2	2.9	2.2	1.9	2.1
Avg. Stride Freq. [Hz]	2.1	2.3	2.3	2.3	2.3	2.2	2.2	2.3	2.3	2.3	2.2
Avg. Stride Length [m]	5.5	7.4	7.6	7.7	7.5	7.2	7.1	7.2	7.0	6.9	6.7



- [ ] Ranking at each section and finish
- .-.- No data available at this section
- NA No data available



Horse/Jockey Name	Winston Blue
Final Rank	6
Fastest Section Time (Section)	0:11.29 (1600m)
Top Speed [km/h] (Section)	64.8 (1600m)
Race State	Finished



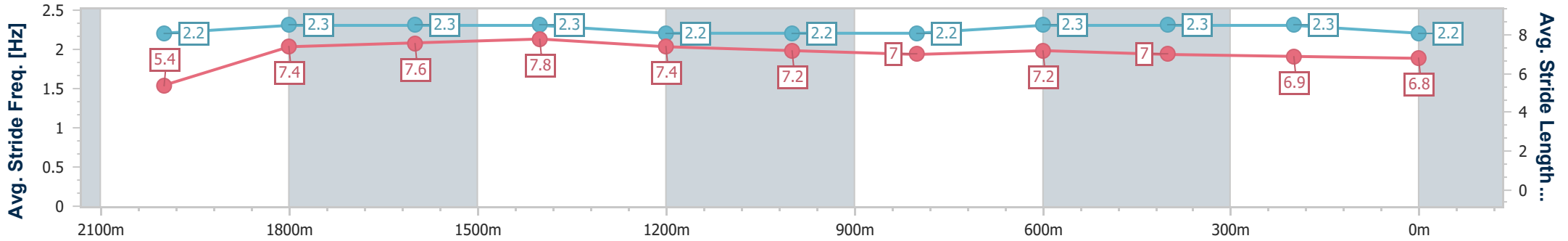
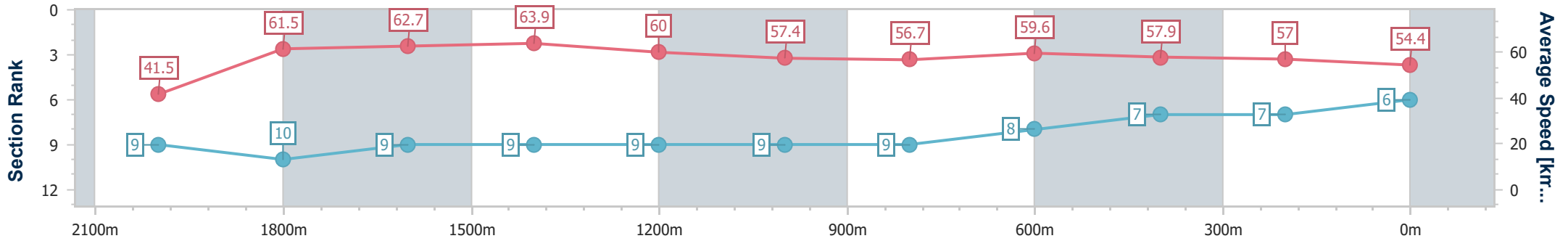
Toowoomba QLD Professional  
 Race 4: REMEMBERING PETE MCDOUGALL BENCHMARK 62  
 Handicap - 2150m



31 August 2024 - 19:16

Track Rating: Good 3, Weather: Hot, Rail Position: +5m Entire

Section	Overall	2000m	1800m	1600m	1400m	1200m	1000m	800m	600m	400m	200m
Section Times	2:15.70 [6] (0:13.06)	2:02.64 [9] (0:11.69)	1:50.95 [10] (0:11.38)	1:39.57 [9] (0:11.29)	1:28.28 [9] (0:12.18)	1:16.10 [9] (0:12.53)	1:03.57 [9] (0:12.74)	0:50.83 [9] (0:12.17)	0:38.66 [8] (0:12.63)	0:26.03 [7] (0:12.81)	0:13.22 [7] (0:13.22)
Average Speed [km/h]	41.5	61.5	62.7	63.9	60.0	57.4	56.7	59.6	57.9	57.0	54.4
Top Speed [km/h]	59.9	62.6	64.3	64.8	61.7	58.5	59.0	61.5	59.2	57.6	56.8
Avg. Dist. to Rail [m]	4.6	2.2	1.4	0.6	2.1	1.4	0.8	1.9	3.4	3.8	5.9
Avg. Stride Freq. [Hz]	2.2	2.3	2.3	2.3	2.2	2.2	2.2	2.3	2.3	2.3	2.2
Avg. Stride Length [m]	5.4	7.4	7.6	7.8	7.4	7.2	7.0	7.2	7.0	6.9	6.8



- [ ] Ranking at each section and finish
- .-.- No data available at this section
- NA No data available



Horse/Jockey Name	Come On Eileen
Final Rank	7
Fastest Section Time (Section)	0:11.35 (1800m)
Top Speed [km/h] (Section)	64.0 (1800m)
Race State	Finished



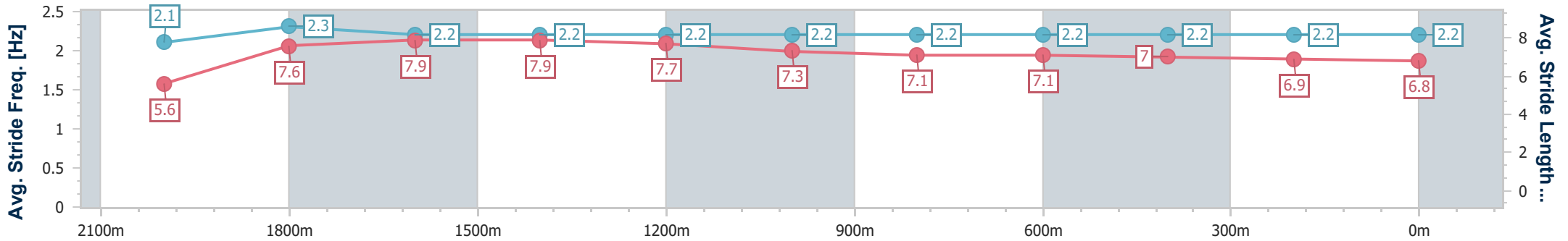
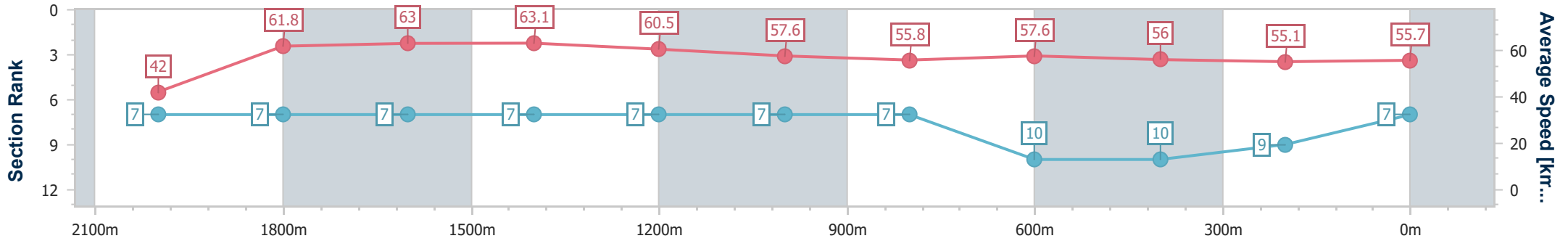
Toowoomba QLD Professional  
Race 4: REMEMBERING PETE MCDOUGALL BENCHMARK 62  
Handicap - 2150m



31 August 2024 - 19:16

Track Rating: Good 3, Weather: Hot, Rail Position: +5m Entire

Section	Overall	2000m	1800m	1600m	1400m	1200m	1000m	800m	600m	400m	200m
Section Times	2:16.23 [7] (0:12.81)	2:03.42 [7] (0:11.64)	1:51.78 [7] (0:11.35)	1:40.43 [7] (0:11.45)	1:28.98 [7] (0:12.08)	1:16.90 [7] (0:12.51)	1:04.39 [7] (0:12.84)	0:51.55 [7] (0:12.53)	0:39.02 [10] (0:12.93)	0:26.09 [10] (0:13.17)	0:12.92 [9] (0:12.92)
Average Speed [km/h]	42.0	61.8	63.0	63.1	60.5	57.6	55.8	57.6	56.0	55.1	55.7
Top Speed [km/h]	60.9	62.9	64.0	63.9	62.3	59.1	57.1	59.2	57.5	56.1	56.6
Avg. Dist. to Rail [m]	4.6	2.1	1.7	1.5	2.2	0.7	0.5	0.6	0.5	3.4	4.2
Avg. Stride Freq. [Hz]	2.1	2.3	2.2	2.2	2.2	2.2	2.2	2.2	2.2	2.2	2.2
Avg. Stride Length [m]	5.6	7.6	7.9	7.9	7.7	7.3	7.1	7.1	7.0	6.9	6.8



- [ ] Ranking at each section and finish
- .-.- No data available at this section
- NA No data available



Horse/Jockey Name	Van Gogh
Final Rank	8
Fastest Section Time (Section)	0:11.15 (1800m)
Top Speed [km/h] (Section)	66.0 (1600m)
Race State	Finished



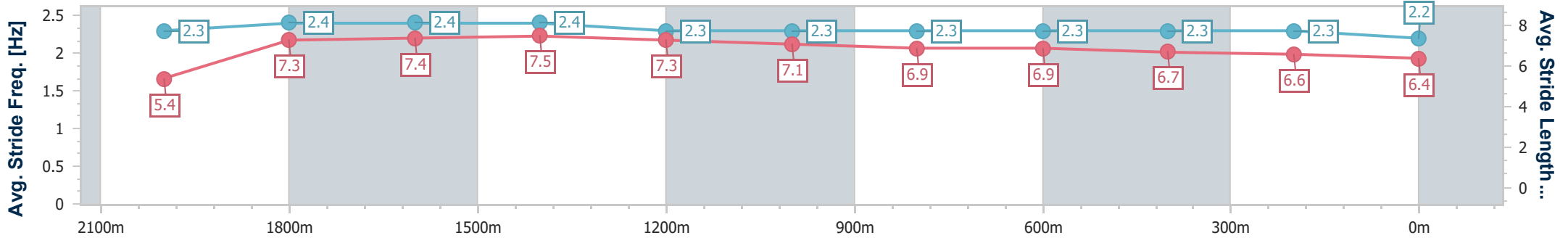
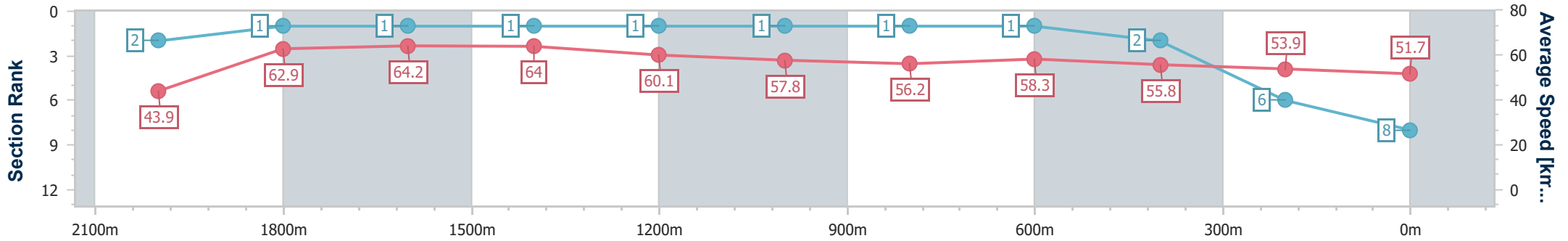
Toowoomba QLD Professional  
 Race 4: REMEMBERING PETE MCDOUGALL BENCHMARK 62  
 Handicap - 2150m



31 August 2024 - 19:16

Track Rating: Good 3, Weather: Hot, Rail Position: +5m Entire

Section	Overall	2000m	1800m	1600m	1400m	1200m	1000m	800m	600m	400m	200m
Section Times	2:16.28 [8] (0:12.32)	2:03.96 [2] (0:11.44)	1:52.52 [1] (0:11.15)	1:41.37 [1] (0:11.26)	1:30.11 [1] (0:12.15)	1:17.96 [1] (0:12.47)	1:05.49 [1] (0:12.81)	0:52.68 [1] (0:12.46)	0:40.22 [1] (0:12.92)	0:27.30 [2] (0:13.38)	0:13.92 [6] (0:13.92)
Average Speed [km/h]	43.9	62.9	64.2	64.0	60.1	57.8	56.2	58.3	55.8	53.9	51.7
Top Speed [km/h]	61.8	64.4	65.1	66.0	64.7	59.1	58.4	59.3	58.8	55.2	54.1
Avg. Dist. to Rail [m]	3.9	0.4	1.1	0.9	2.0	1.2	0.6	1.7	1.0	0.3	0.5
Avg. Stride Freq. [Hz]	2.3	2.4	2.4	2.4	2.3	2.3	2.3	2.3	2.3	2.3	2.2
Avg. Stride Length [m]	5.4	7.3	7.4	7.5	7.3	7.1	6.9	6.9	6.7	6.6	6.4



- [ ] Ranking at each section and finish
- .-.- No data available at this section
- NA No data available



Horse/Jockey Name	No More Red
Final Rank	9
Fastest Section Time (Section)	0:11.23 (1800m)
Top Speed [km/h] (Section)	65.1 (1800m)
Race State	Finished



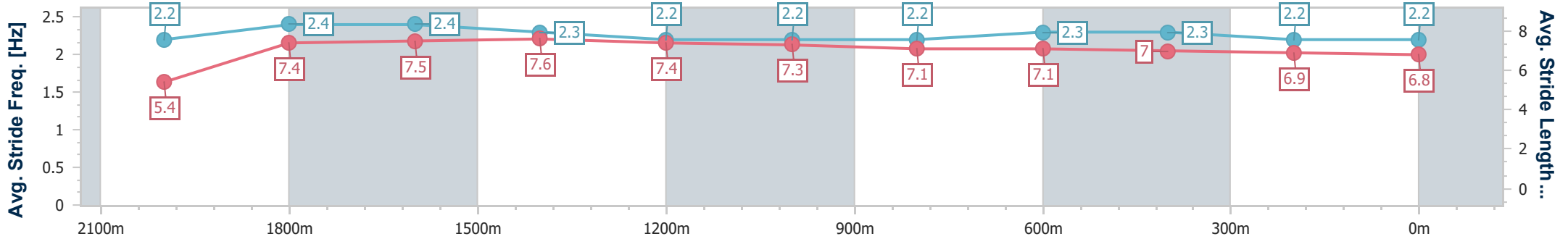
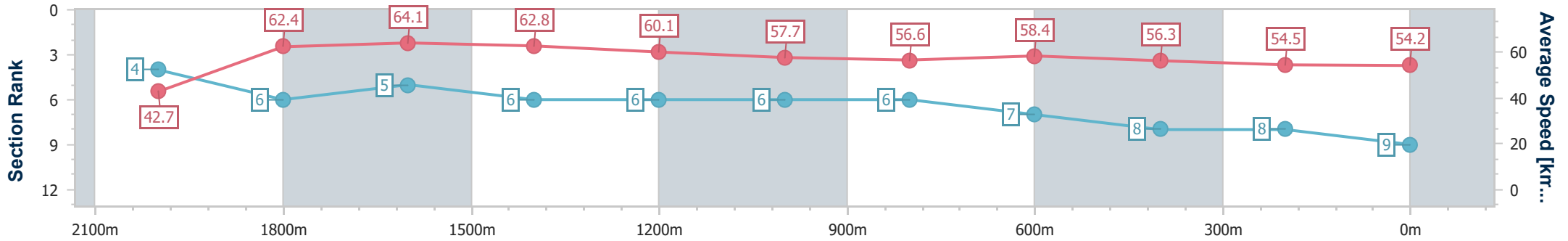
Toowoomba QLD Professional  
Race 4: REMEMBERING PETE MCDOUGALL BENCHMARK 62  
Handicap - 2150m



31 August 2024 - 19:16

Track Rating: Good 3, Weather: Hot, Rail Position: +5m Entire

Section	Overall	2000m	1800m	1600m	1400m	1200m	1000m	800m	600m	400m	200m
Section Times	2:16.46 [9] (0:12.64)	2:03.82 [4] (0:11.52)	1:52.30 [6] (0:11.23)	1:41.07 [5] (0:11.56)	1:29.51 [6] (0:12.16)	1:17.35 [6] (0:12.51)	1:04.84 [6] (0:12.82)	0:52.02 [6] (0:12.48)	0:39.54 [7] (0:12.94)	0:26.60 [8] (0:13.33)	0:13.27 [8] (0:13.27)
Average Speed [km/h]	42.7	62.4	64.1	62.8	60.1	57.7	56.6	58.4	56.3	54.5	54.2
Top Speed [km/h]	60.3	64.2	65.1	64.5	63.0	58.8	58.4	58.7	58.2	55.2	55.6
Avg. Dist. to Rail [m]	5.0	0.2	0.4	2.1	3.0	2.9	2.7	3.0	2.7	2.5	2.6
Avg. Stride Freq. [Hz]	2.2	2.4	2.4	2.3	2.2	2.2	2.2	2.3	2.3	2.2	2.2
Avg. Stride Length [m]	5.4	7.4	7.5	7.6	7.4	7.3	7.1	7.1	7.0	6.9	6.8



- [ ] Ranking at each section and finish
- .-.- No data available at this section
- NA No data available





Horse/Jockey Name	Paris Art
Final Rank	10
Fastest Section Time (Section)	0:11.26 (1600m)
Top Speed [km/h] (Section)	66.1 (1600m)
Race State	Finished



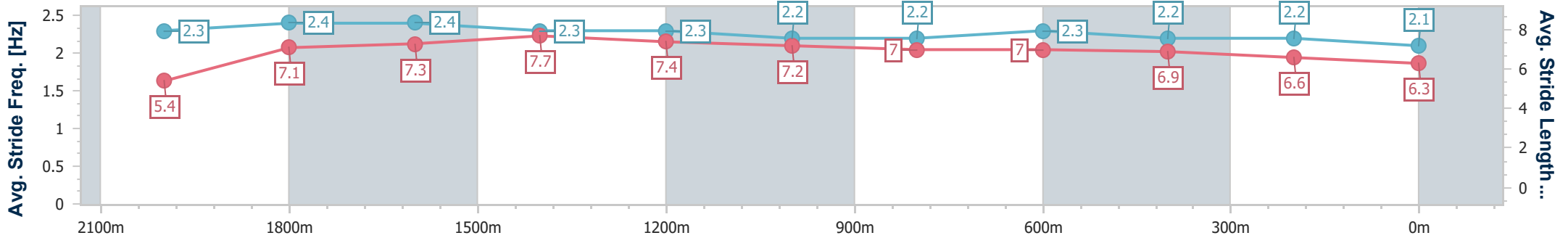
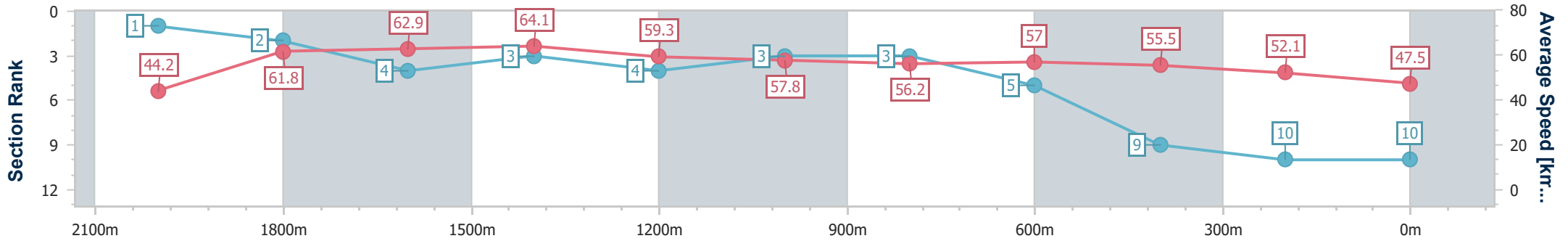
Toowoomba QLD Professional  
Race 4: REMEMBERING PETE MCDOUGALL BENCHMARK 62  
Handicap - 2150m



31 August 2024 - 19:16

Track Rating: Good 3, Weather: Hot, Rail Position: +5m Entire

Section	Overall	2000m	1800m	1600m	1400m	1200m	1000m	800m	600m	400m	200m
Section Times	2:18.90 [10] (0:12.24)	2:06.66 [1] (0:11.63)	1:55.03 [2] (0:11.46)	1:43.57 [4] (0:11.26)	1:32.31 [3] (0:12.26)	1:20.05 [4] (0:12.50)	1:07.55 [3] (0:12.82)	0:54.73 [3] (0:12.68)	0:42.05 [5] (0:13.11)	0:28.94 [9] (0:13.81)	0:15.13 [10] (0:15.13)
Average Speed [km/h]	44.2	61.8	62.9	64.1	59.3	57.8	56.2	57.0	55.5	52.1	47.5
Top Speed [km/h]	61.8	63.7	64.3	66.1	66.0	58.7	57.6	58.0	58.2	53.9	50.4
Avg. Dist. to Rail [m]	3.3	0.8	0.3	1.0	1.7	0.6	0.6	1.8	1.9	0.4	0.7
Avg. Stride Freq. [Hz]	2.3	2.4	2.4	2.3	2.3	2.2	2.2	2.3	2.2	2.2	2.1
Avg. Stride Length [m]	5.4	7.1	7.3	7.7	7.4	7.2	7.0	7.0	6.9	6.6	6.3



- [ ] Ranking at each section and finish
- .-.- No data available at this section
- NA No data available



# Toowoomba QLD Professional

## Race 5: KENNARDS HIRE QTIS Three-Year-Old Maiden Plate - 1100m

31 August 2024 - 19:46



Track Rating: Good 3, Weather: Hot, Rail Position: +5m Entire

Section		Field Times											Last 600m	
		Overall	1000m	800m	600m	400m	200m						0:36.47	
		1:07.62 (0:08.92)	0:58.70 (0:10.99)	0:47.71 (0:11.24)	0:36.47 (0:11.87)	0:24.60 (0:12.22)	0:12.38 (0:12.38)							
Rank	TAB	Horse/Jockey	Barrier	Top Speed [km/h]	Fastest Section								Margin	Distance Travelled [m]
1	2	<b>COLE'S BEST</b> Justin Stanley	9	68.9	0:09.38	1:07.62 [1] (0:09.38)	0:58.24 [7] (0:10.85)	0:47.39 [4] (0:11.13)	0:36.26 [3] (0:11.88)	0:24.38 [2] (0:12.00)	0:12.38 [1] (0:12.38)	1:07.62	0:36.26	
2	5	<b>LINWAR</b> Les Tilley	5	65.9	0:09.37	1:07.65 [2] (0:09.37)	0:58.28 [6] (0:11.25)	0:47.03 [7] (0:11.31)	0:35.72 [8] (0:11.72)	0:24.00 [8] (0:12.03)	0:11.97 [6] (0:11.97)	0.2L	0:35.72	-5
3	6	<b>MISSION POSSIBLE</b> Karl Zechner	11	67.3	0:09.80	1:07.72 [3] (0:09.80)	0:57.92 [9] (0:11.04)	0:46.88 [8] (0:11.00)	0:35.88 [7] (0:11.77)	0:24.11 [7] (0:12.03)	0:12.08 [5] (0:12.08)	0.6L	0:35.88	-2
4	11	<b>THORMENDOUS MISS</b> Nozi Tomizawa	8	67.2	0:09.30	1:07.95 [4] (0:09.30)	0:58.65 [4] (0:10.96)	0:47.69 [6] (0:11.37)	0:36.32 [5] (0:11.85)	0:24.47 [4] (0:12.05)	0:12.42 [3] (0:12.42)	1.9L	0:36.32	-4
5	7	<b>SOWILO SIREN</b> Amy Graham	2	67.6	0:09.04	1:07.97 [5] (0:09.04)	0:58.93 [3] (0:10.87)	0:48.06 [1] (0:11.24)	0:36.82 [1] (0:11.87)	0:24.95 [1] (0:12.22)	0:12.73 [2] (0:12.73)	2L	0:36.82	-8
6	9	<b>RISING RUBY</b> Chelsea Baker	4	67.2	0:09.32	1:08.22 [6] (0:09.32)	0:58.90 [5] (0:10.88)	0:48.02 [3] (0:11.29)	0:36.73 [4] (0:11.93)	0:24.80 [3] (0:12.14)	0:12.66 [4] (0:12.66)	3.3L	0:36.73	-8
7	10	<b>ROTHECATE</b> Anthony Allen	12	66.7	0:09.74	1:08.58 [7] (0:09.74)	0:58.84 [8] (0:11.17)	0:47.67 [9] (0:11.32)	0:36.35 [9] (0:11.79)	0:24.56 [9] (0:11.99)	0:12.57 [8] (0:12.57)	5.3L	0:36.35	+0
8	13	<b>YES I'M UGLY</b> Hannah Richardson	7	67.1	0:08.99	1:09.01 [8] (0:08.99)	1:00.02 [2] (0:11.26)	0:48.76 [5] (0:11.47)	0:37.29 [6] (0:11.80)	0:25.49 [5] (0:12.29)	0:13.20 [7] (0:13.20)	7.8L	0:37.29	+4
9	8	<b>BLUE EYE DAME</b> Kenji Yoshida	6	67.5	0:08.92	1:09.44 [9] (0:08.92)	1:00.52 [1] (0:11.02)	0:49.50 [2] (0:11.40)	0:38.10 [2] (0:12.20)	0:25.90 [6] (0:12.61)	0:13.29 [9] (0:13.29)	10.3L	0:38.10	+1
10	3	<b>DRAGON'S LAIR</b> Wayne O'Connell	10	66.1	0:10.01	1:09.88 [10] (0:10.01)	0:59.87 [10] (0:11.16)	0:48.71 [10] (0:11.39)	0:37.32 [10] (0:12.03)	0:25.29 [10] (0:12.11)	0:13.18 [10] (0:13.18)	12.8L	0:37.32	-13

Scratched: Plea (#14), He's A Weapon (#12), Heroic Beach (#4), Busker (#1)



Horse/Jockey Name	Cole's Best
Final Rank	1
Fastest Section Time (Section)	0:09.38 (Overall)
Top Speed [km/h] (Section)	68.9 (1000m)
Race State	Finished



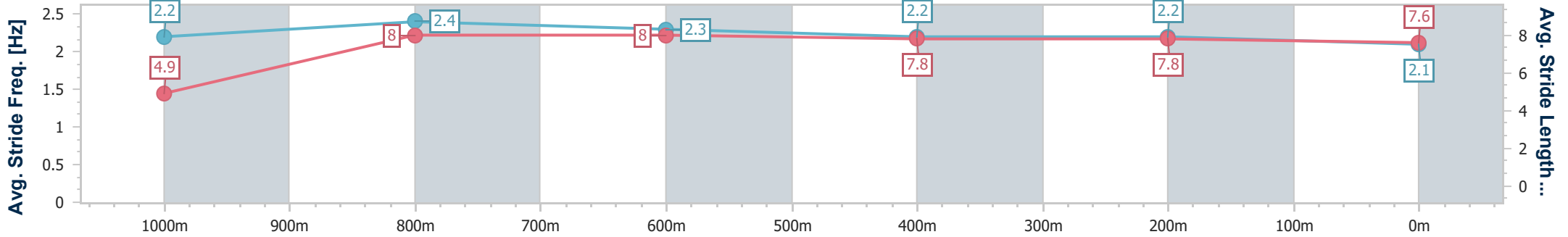
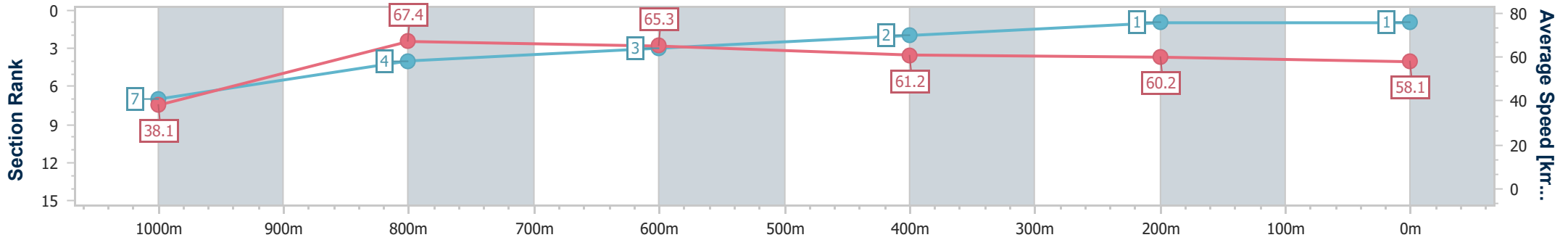
Toowoomba QLD Professional  
Race 5: KENNARDS HIRE QTIS Three-Year-Old Maiden Plate - 1100m



31 August 2024 - 19:46

Track Rating: Good 3, Weather: Hot, Rail Position: +5m Entire

Section	Overall	1000m	800m	600m	400m	200m
Section Times	1:07.62 [1] (0:09.38)	0:58.24 [7] (0:10.85)	0:47.39 [4] (0:11.13)	0:36.26 [3] (0:11.88)	0:24.38 [2] (0:12.00)	0:12.38 [1] (0:12.38)
Average Speed [km/h]	38.1	67.4	65.3	61.2	60.2	58.1
Top Speed [km/h]	64.7	68.9	68.2	63.5	60.5	59.8
Avg. Dist. to Rail [m]	8.5	4.5	2.1	1.7	0.9	1.2
Avg. Stride Freq. [Hz]	2.2	2.4	2.3	2.2	2.2	2.1
Avg. Stride Length [m]	4.9	8.0	8.0	7.8	7.8	7.6



- [ ] Ranking at each section and finish
- .-.- No data available at this section
- NA No data available



Horse/Jockey Name	Linwar
Final Rank	2
Fastest Section Time (Section)	0:09.37 (Overall)
Top Speed [km/h] (Section)	65.9 (1000m)
Race State	Finished



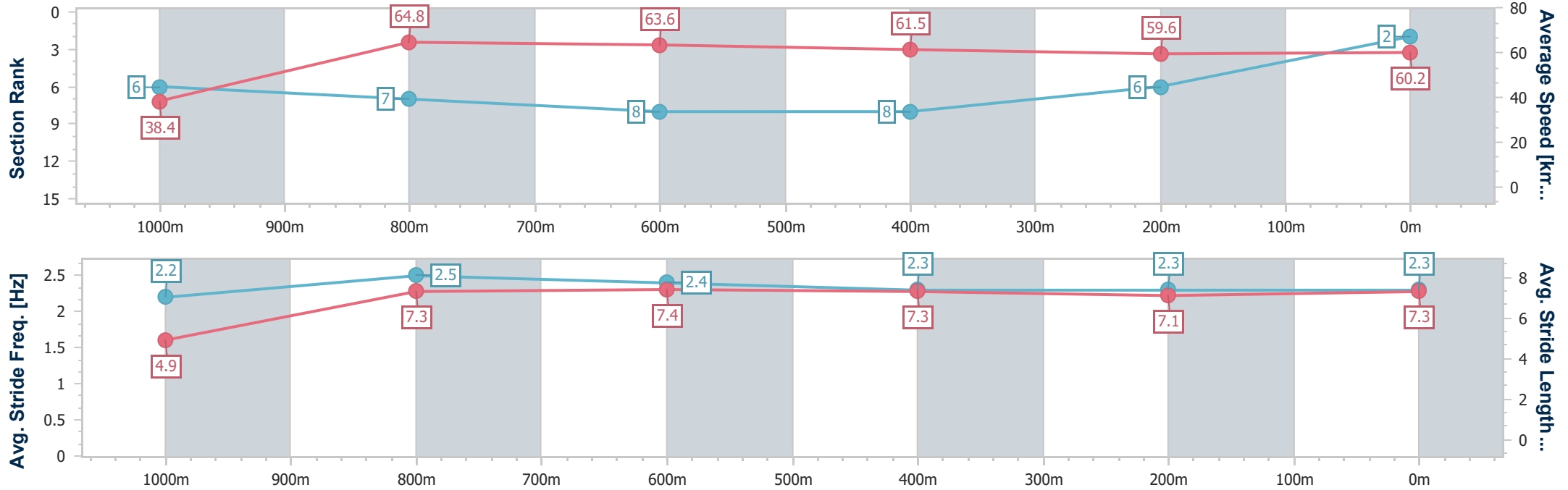
Toowoomba QLD Professional  
Race 5: KENNARDS HIRE QTIS Three-Year-Old Maiden Plate - 1100m



31 August 2024 - 19:46

Track Rating: Good 3, Weather: Hot, Rail Position: +5m Entire

Section	Overall	1000m	800m	600m	400m	200m
Section Times	1:07.65 [2] (0:09.37)	0:58.28 [6] (0:11.25)	0:47.03 [7] (0:11.31)	0:35.72 [8] (0:11.72)	0:24.00 [8] (0:12.03)	0:11.97 [6] (0:11.97)
Average Speed [km/h]	38.4	64.8	63.6	61.5	59.6	60.2
Top Speed [km/h]	63.1	65.9	65.6	63.0	60.7	61.1
Avg. Dist. to Rail [m]	6.2	2.4	0.7	0.2	0.3	1.7
Avg. Stride Freq. [Hz]	2.2	2.5	2.4	2.3	2.3	2.3
Avg. Stride Length [m]	4.9	7.3	7.4	7.3	7.1	7.3



- [ ] Ranking at each section and finish
- .-.- No data available at this section
- NA No data available



Horse/Jockey Name	Mission Possible
Final Rank	3
Fastest Section Time (Section)	0:09.80 (Overall)
Top Speed [km/h] (Section)	67.3 (800m)
Race State	Finished



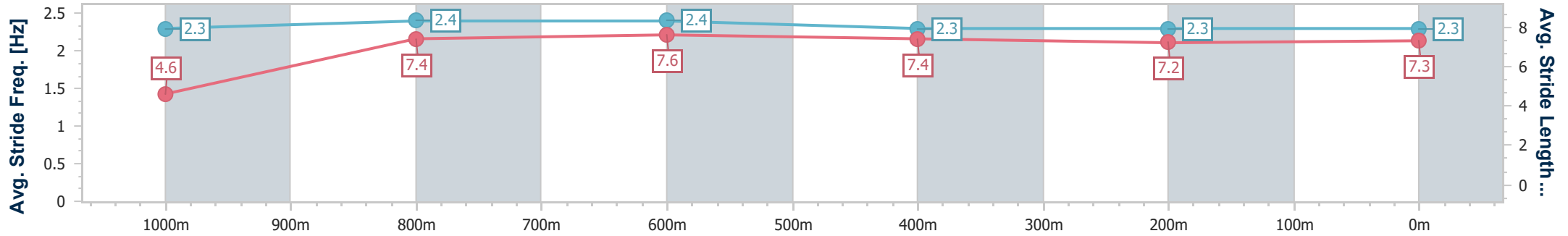
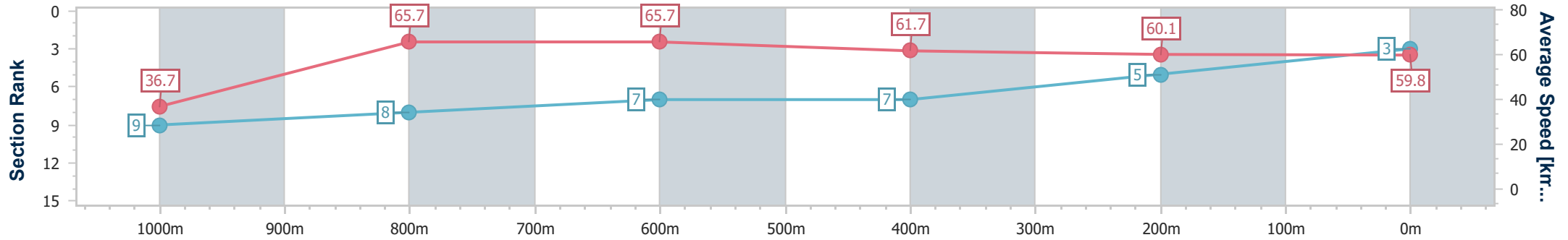
Toowoomba QLD Professional  
Race 5: KENNARDS HIRE QTIS Three-Year-Old Maiden Plate - 1100m



31 August 2024 - 19:46

Track Rating: Good 3, Weather: Hot, Rail Position: +5m Entire

Section	Overall	1000m	800m	600m	400m	200m
Section Times	1:07.72 [3] (0:09.80)	0:57.92 [9] (0:11.04)	0:46.88 [8] (0:11.00)	0:35.88 [7] (0:11.77)	0:24.11 [7] (0:12.03)	0:12.08 [5] (0:12.08)
Average Speed [km/h]	36.7	65.7	65.7	61.7	60.1	59.8
Top Speed [km/h]	63.4	66.9	67.3	63.4	60.9	60.4
Avg. Dist. to Rail [m]	10.4	2.4	1.2	1.4	2.3	4.5
Avg. Stride Freq. [Hz]	2.3	2.4	2.4	2.3	2.3	2.3
Avg. Stride Length [m]	4.6	7.4	7.6	7.4	7.2	7.3



- [ ] Ranking at each section and finish
- .-.- No data available at this section
- NA No data available



Horse/Jockey Name	Thormendous Miss
Final Rank	4
Fastest Section Time (Section)	0:09.30 (Overall)
Top Speed [km/h] (Section)	67.2 (1000m)
Race State	Finished



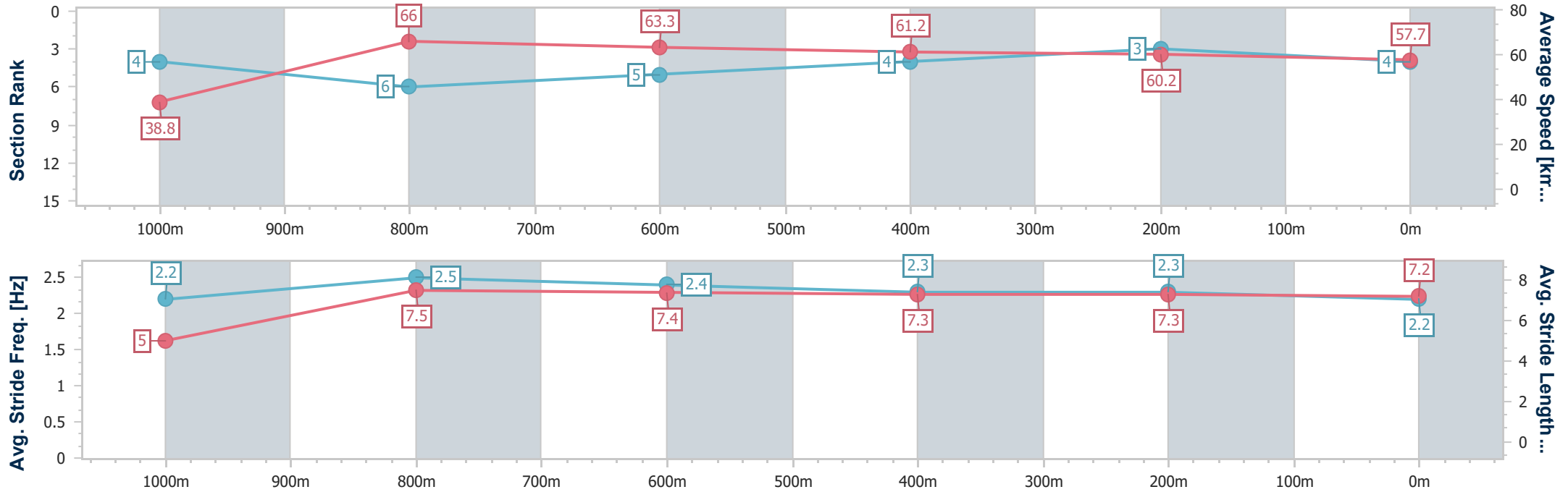
Toowoomba QLD Professional  
Race 5: KENNARDS HIRE QTIS Three-Year-Old Maiden Plate - 1100m



31 August 2024 - 19:46

Track Rating: Good 3, Weather: Hot, Rail Position: +5m Entire

Section	Overall	1000m	800m	600m	400m	200m
Section Times	1:07.95 [4] (0:09.30)	0:58.65 [4] (0:10.96)	0:47.69 [6] (0:11.37)	0:36.32 [5] (0:11.85)	0:24.47 [4] (0:12.05)	0:12.42 [3] (0:12.42)
Average Speed [km/h]	38.8	66.0	63.3	61.2	60.2	57.7
Top Speed [km/h]	65.3	67.2	65.1	63.0	61.6	58.8
Avg. Dist. to Rail [m]	5.6	1.1	0.5	1.5	1.7	1.9
Avg. Stride Freq. [Hz]	2.2	2.5	2.4	2.3	2.3	2.2
Avg. Stride Length [m]	5.0	7.5	7.4	7.3	7.3	7.2



- [ ] Ranking at each section and finish
- .-.- No data available at this section
- NA No data available



Horse/Jockey Name	Sowilo Siren
Final Rank	5
Fastest Section Time (Section)	0:09.04 (Overall)
Top Speed [km/h] (Section)	67.6 (1000m)
Race State	Finished



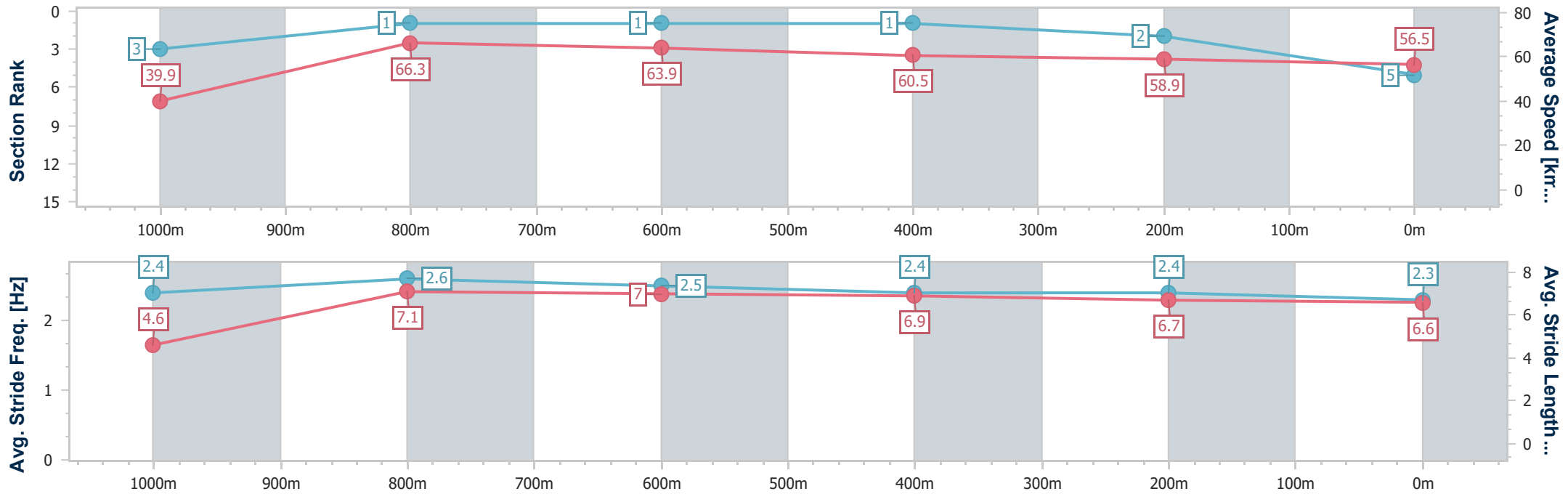
Toowoomba QLD Professional  
Race 5: KENNARDS HIRE QTIS Three-Year-Old Maiden Plate - 1100m



31 August 2024 - 19:46

Track Rating: Good 3, Weather: Hot, Rail Position: +5m Entire

Section	Overall	1000m	800m	600m	400m	200m
Section Times	1:07.97 [5] (0:09.04)	0:58.93 [3] (0:10.87)	0:48.06 [1] (0:11.24)	0:36.82 [1] (0:11.87)	0:24.95 [1] (0:12.22)	0:12.73 [2] (0:12.73)
Average Speed [km/h]	39.9	66.3	63.9	60.5	58.9	56.5
Top Speed [km/h]	64.6	67.6	67.5	62.3	59.4	58.1
Avg. Dist. to Rail [m]	4.5	1.1	0.5	0.7	0.3	0.2
Avg. Stride Freq. [Hz]	2.4	2.6	2.5	2.4	2.4	2.3
Avg. Stride Length [m]	4.6	7.1	7.0	6.9	6.7	6.6



- [ ] Ranking at each section and finish
- .-.- No data available at this section
- NA No data available



Horse/Jockey Name	Rising Ruby
Final Rank	6
Fastest Section Time (Section)	0:09.32 (Overall)
Top Speed [km/h] (Section)	67.2 (1000m)
Race State	Finished



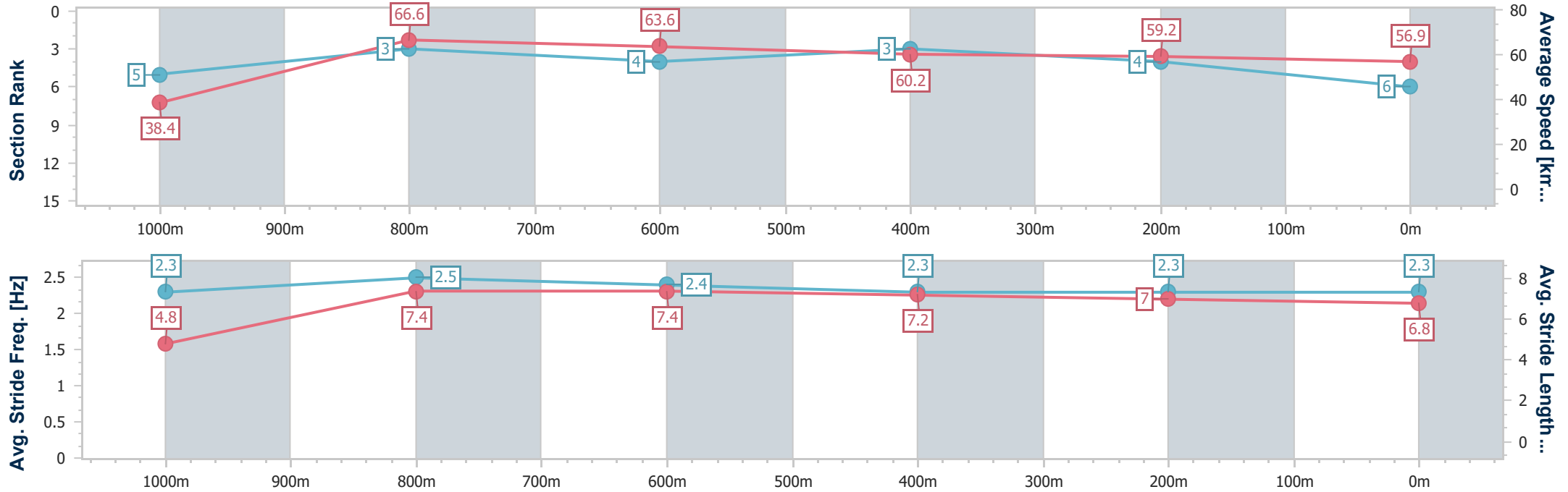
Toowoomba QLD Professional  
Race 5: KENNARDS HIRE QTIS Three-Year-Old Maiden Plate - 1100m



31 August 2024 - 19:46

Track Rating: Good 3, Weather: Hot, Rail Position: +5m Entire

Section	Overall	1000m	800m	600m	400m	200m
Section Times	1:08.22 [6] (0:09.32)	0:58.90 [5] (0:10.88)	0:48.02 [3] (0:11.29)	0:36.73 [4] (0:11.93)	0:24.80 [3] (0:12.14)	0:12.66 [4] (0:12.66)
Average Speed [km/h]	38.4	66.6	63.6	60.2	59.2	56.9
Top Speed [km/h]	66.1	67.2	65.7	62.9	59.9	58.6
Avg. Dist. to Rail [m]	5.3	1.8	0.6	0.7	0.5	1.1
Avg. Stride Freq. [Hz]	2.3	2.5	2.4	2.3	2.3	2.3
Avg. Stride Length [m]	4.8	7.4	7.4	7.2	7.0	6.8



- [ ] Ranking at each section and finish
- .-.- No data available at this section
- NA No data available





Horse/Jockey Name	Rothebate
Final Rank	7
Fastest Section Time (Section)	0:09.74 (Overall)
Top Speed [km/h] (Section)	66.7 (1000m)
Race State	Finished



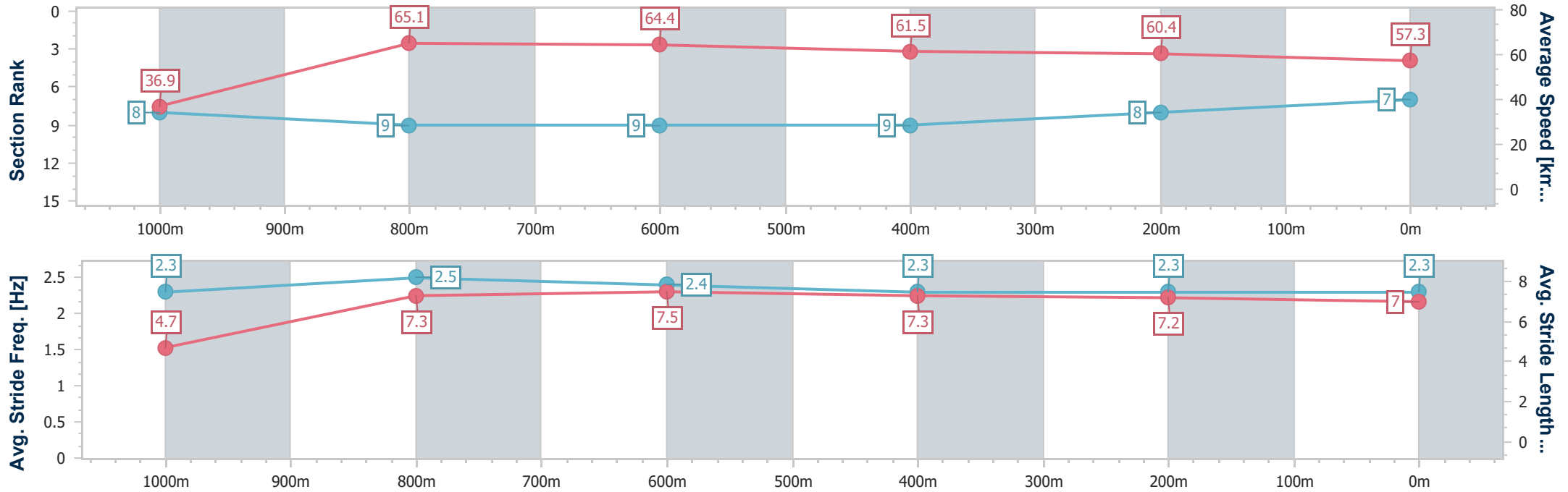
Toowoomba QLD Professional  
Race 5: KENNARDS HIRE QTIS Three-Year-Old Maiden Plate - 1100m



31 August 2024 - 19:46

Track Rating: Good 3, Weather: Hot, Rail Position: +5m Entire

Section	Overall	1000m	800m	600m	400m	200m
Section Times	1:08.58 [7] (0:09.74)	0:58.84 [8] (0:11.17)	0:47.67 [9] (0:11.32)	0:36.35 [9] (0:11.79)	0:24.56 [9] (0:11.99)	0:12.57 [8] (0:12.57)
Average Speed [km/h]	36.9	65.1	64.4	61.5	60.4	57.3
Top Speed [km/h]	61.7	66.7	66.5	63.0	62.0	60.1
Avg. Dist. to Rail [m]	9.0	2.9	2.7	1.8	1.3	1.1
Avg. Stride Freq. [Hz]	2.3	2.5	2.4	2.3	2.3	2.3
Avg. Stride Length [m]	4.7	7.3	7.5	7.3	7.2	7.0



- [ ] Ranking at each section and finish
- .-.- No data available at this section
- NA No data available



Horse/Jockey Name	Yes I'm Ugly
Final Rank	8
Fastest Section Time (Section)	0:08.99 (Overall)
Top Speed [km/h] (Section)	67.1 (1000m)
Race State	Finished



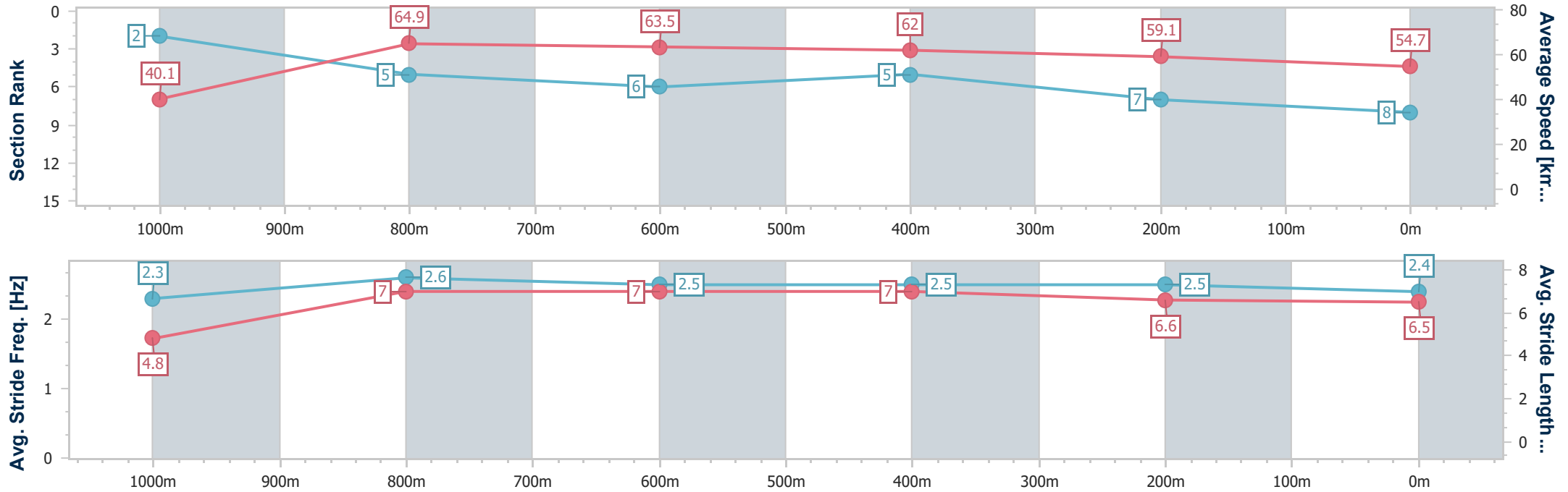
Toowoomba QLD Professional  
Race 5: KENNARDS HIRE QTIS Three-Year-Old Maiden Plate - 1100m



31 August 2024 - 19:46

Track Rating: Good 3, Weather: Hot, Rail Position: +5m Entire

Section	Overall	1000m	800m	600m	400m	200m
Section Times	1:09.01 [8] (0:08.99)	1:00.02 [2] (0:11.26)	0:48.76 [5] (0:11.47)	0:37.29 [6] (0:11.80)	0:25.49 [5] (0:12.29)	0:13.20 [7] (0:13.20)
Average Speed [km/h]	40.1	64.9	63.5	62.0	59.1	54.7
Top Speed [km/h]	64.1	67.1	64.9	63.5	61.0	56.9
Avg. Dist. to Rail [m]	6.3	4.1	4.1	3.1	2.6	2.7
Avg. Stride Freq. [Hz]	2.3	2.6	2.5	2.5	2.5	2.4
Avg. Stride Length [m]	4.8	7.0	7.0	7.0	6.6	6.5



- [ ] Ranking at each section and finish
- .-.- No data available at this section
- NA No data available



Horse/Jockey Name	Blue Eye Dame
Final Rank	9
Fastest Section Time (Section)	0:08.92 (Overall)
Top Speed [km/h] (Section)	67.5 (1000m)
Race State	Finished



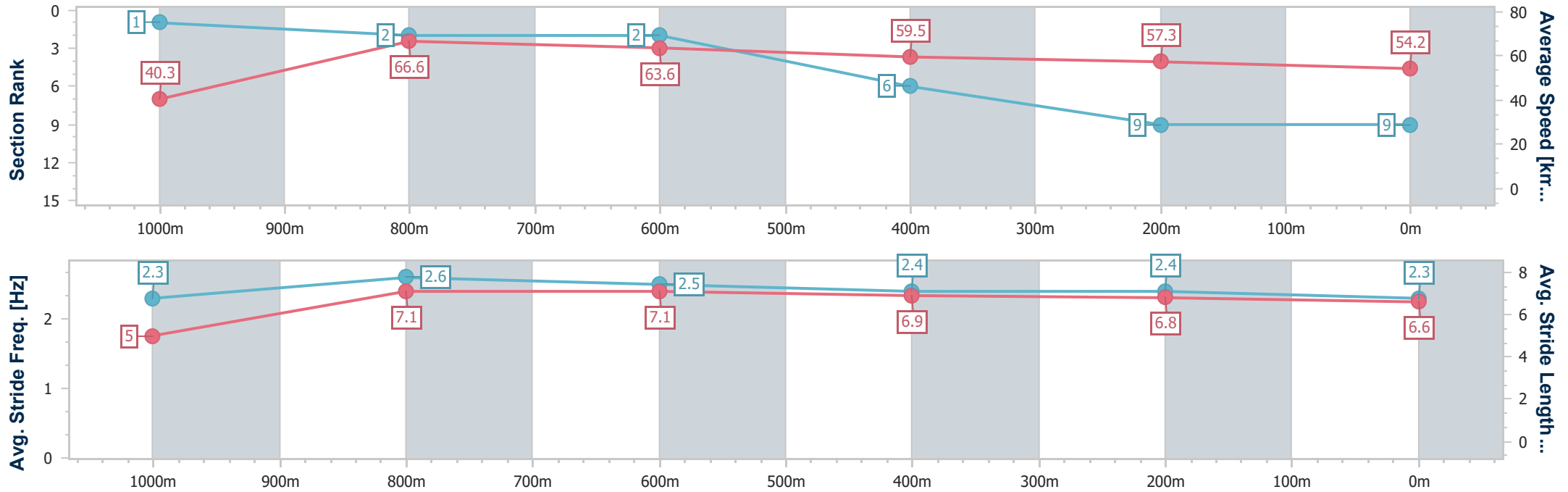
Toowoomba QLD Professional  
Race 5: KENNARDS HIRE QTIS Three-Year-Old Maiden Plate - 1100m



31 August 2024 - 19:46

Track Rating: Good 3, Weather: Hot, Rail Position: +5m Entire

Section	Overall	1000m	800m	600m	400m	200m
Section Times	1:09.44 [9] (0:08.92)	1:00.52 [1] (0:11.02)	0:49.50 [2] (0:11.40)	0:38.10 [2] (0:12.20)	0:25.90 [6] (0:12.61)	0:13.29 [9] (0:13.29)
Average Speed [km/h]	40.3	66.6	63.6	59.5	57.3	54.2
Top Speed [km/h]	63.7	67.5	65.7	61.1	59.1	55.6
Avg. Dist. to Rail [m]	6.2	4.4	2.5	1.6	1.2	1.4
Avg. Stride Freq. [Hz]	2.3	2.6	2.5	2.4	2.4	2.3
Avg. Stride Length [m]	5.0	7.1	7.1	6.9	6.8	6.6



- [ ] Ranking at each section and finish
- .-.- No data available at this section
- NA No data available



Horse/Jockey Name	Dragon's Lair
Final Rank	10
Fastest Section Time (Section)	0:10.01 (Overall)
Top Speed [km/h] (Section)	66.1 (1000m)
Race State	Finished



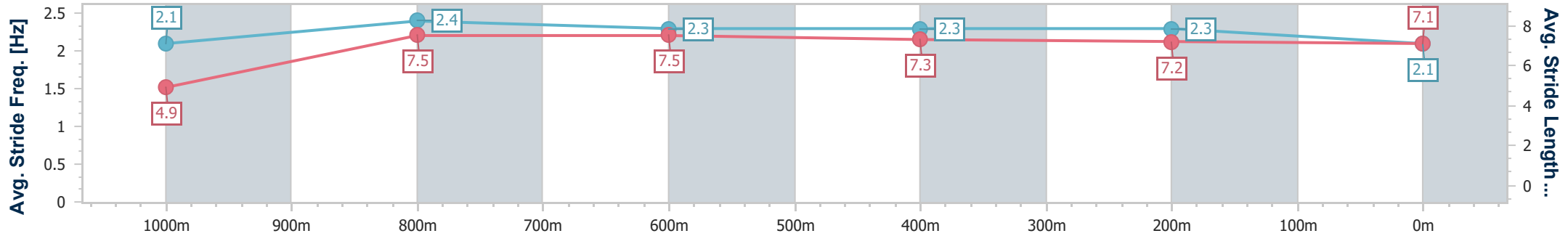
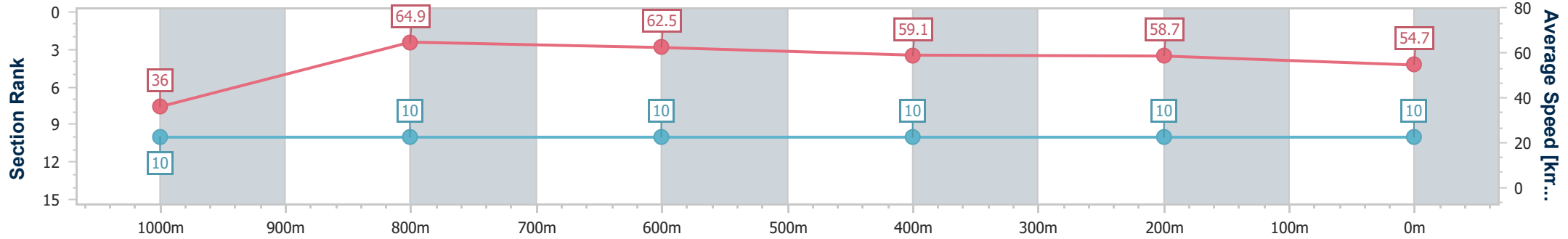
Toowoomba QLD Professional  
Race 5: KENNARDS HIRE QTIS Three-Year-Old Maiden Plate - 1100m



31 August 2024 - 19:46

Track Rating: Good 3, Weather: Hot, Rail Position: +5m Entire

Section	Overall	1000m	800m	600m	400m	200m
Section Times	1:09.88 [10] (0:10.01)	0:59.87 [10] (0:11.16)	0:48.71 [10] (0:11.39)	0:37.32 [10] (0:12.03)	0:25.29 [10] (0:12.11)	0:13.18 [10] (0:13.18)
Average Speed [km/h]	36.0	64.9	62.5	59.1	58.7	54.7
Top Speed [km/h]	61.0	66.1	65.3	60.2	60.0	58.7
Avg. Dist. to Rail [m]	11.2	2.8	2.9	2.7	2.8	0.5
Avg. Stride Freq. [Hz]	2.1	2.4	2.3	2.3	2.3	2.1
Avg. Stride Length [m]	4.9	7.5	7.5	7.3	7.2	7.1



- [ ] Ranking at each section and finish
- .-.- No data available at this section
- NA No data available



# Toowoomba QLD Professional

## Race 6: QUEENSLAND ELECTRICAL SOLUTIONS Maiden Plate - 1050m

31 August 2024 - 20:16



Track Rating: Good 3, Weather: Hot, Rail Position: +5m Entire

Section		Overall	1000m	800m	600m	400m	200m	Last 600m					
Field Times		1:03.70 (0:05.56)	0:58.14 (0:11.06)	0:47.08 (0:11.03)	0:36.05 (0:11.90)	0:24.15 (0:11.97)	0:12.18 (0:12.18)	0:36.05					
Rank	TAB Horse/Jockey	Barrier	Top Speed [km/h]	Fastest Section								Margin	Distance Travelled [m]
1	3 HEARTS ARE RACING Anthony Allen	11	70.2 1000m	0:05.93 Overall	1:03.70 [1] (0:05.93)	0:57.77 [6] (0:10.69)	0:47.08 [1] (0:11.19)	0:35.89 [2] (0:11.78)	0:24.11 [2] (0:11.93)	0:12.18 [1] (0:12.18)	1:03.70	0:35.89	
2	1 THE BIGBANG THEORY Les Tilley	3	66.6 1000m	0:06.12 Overall	1:04.22 [2] (0:06.12)	0:58.10 [8] (0:11.22)	0:46.88 [7] (0:11.24)	0:35.64 [6] (0:11.69)	0:23.95 [7] (0:11.86)	0:12.09 [6] (0:12.09)	3L	0:35.64	-2
3	9 WIFE IS RIGHT Luke Tarrant	8	65.3 1000m	0:05.78 Overall	1:04.32 [3] (0:05.78)	0:58.54 [4] (0:11.55)	0:46.99 [6] (0:11.33)	0:35.66 [7] (0:11.56)	0:24.10 [6] (0:11.94)	0:12.16 [7] (0:12.16)	3.5L	0:35.66	+4
4	8 SPLIT THE CASH Kenji Yoshida	2	66.4 1000m	0:05.56 Overall	1:04.37 [4] (0:05.56)	0:58.81 [1] (0:11.21)	0:47.60 [3] (0:11.24)	0:36.36 [4] (0:11.79)	0:24.57 [4] (0:12.15)	0:12.42 [4] (0:12.42)	3.7L	0:36.36	-5
5	10 PLEA Landan Sykes	4	68.0 1000m	0:05.57 Overall	1:04.44 [5] (0:05.57)	0:58.87 [2] (0:11.22)	0:47.65 [4] (0:11.15)	0:36.50 [3] (0:11.82)	0:24.68 [3] (0:12.01)	0:12.67 [2] (0:12.67)	4.1L	0:36.50	+1
6	13 HANK THE HUSTLER Hannah Richardson	5	64.9 600m	0:06.00 Overall	1:04.63 [6] (0:06.00)	0:58.63 [7] (0:11.84)	0:46.79 [8] (0:11.36)	0:35.43 [8] (0:11.50)	0:23.93 [8] (0:11.48)	0:12.45 [8] (0:12.45)	5.1L	0:35.43	-6
7	12 YOU MIGHT THINK Nozi Tomizawa	10	68.2 1000m	0:05.76 Overall	1:04.90 [7] (0:05.76)	0:59.14 [3] (0:11.36)	0:47.78 [5] (0:11.15)	0:36.63 [5] (0:11.82)	0:24.81 [5] (0:11.95)	0:12.86 [5] (0:12.86)	6.6L	0:36.63	-1
8	5 PIPATINA Shania Willis	7	68.8 1000m	0:05.82 Overall	1:04.92 [8] (0:05.82)	0:59.10 [5] (0:10.85)	0:48.25 [2] (0:10.98)	0:37.27 [1] (0:11.90)	0:25.37 [1] (0:12.35)	0:13.02 [3] (0:13.02)	6.7L	0:37.27	-6
9	2 DEMES GIRL Justin Stanley	6	66.9 800m	0:06.39 Overall	1:05.31 [9] (0:06.39)	0:58.92 [9] (0:11.79)	0:47.13 [9] (0:11.10)	0:36.03 [9] (0:11.58)	0:24.45 [9] (0:11.78)	0:12.67 [9] (0:12.67)	9L	0:36.03	-1

Scratched: Rainitin (#7), Nirvana Beauty (#4), Princess Lutetia (#6), Blue Eye Dame (#11)

[ ] Ranking at each section and finish  
 -:-:- No data available at this section  
 NA No data available

SCN Saddle cloth number  
 DNF Did not finish  
 DNT Did not track



Horse/Jockey Name	Hearts Are Racing
Final Rank	1
Fastest Section Time (Section)	0:05.93 (Overall)
Top Speed [km/h] (Section)	70.2 (1000m)
Race State	Finished



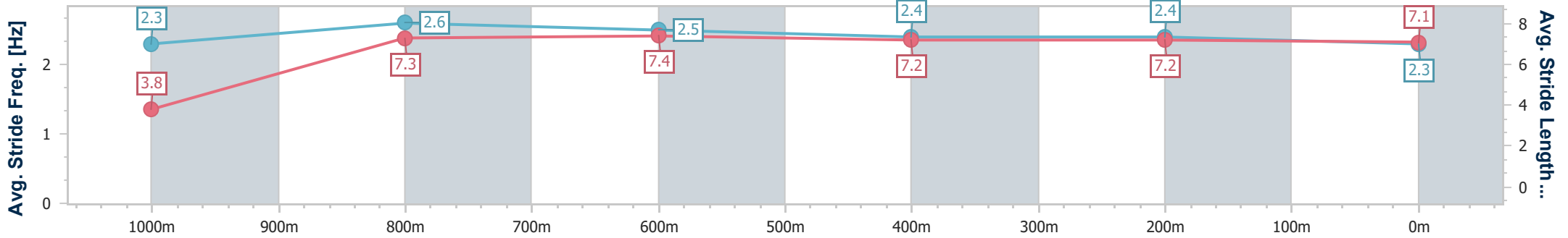
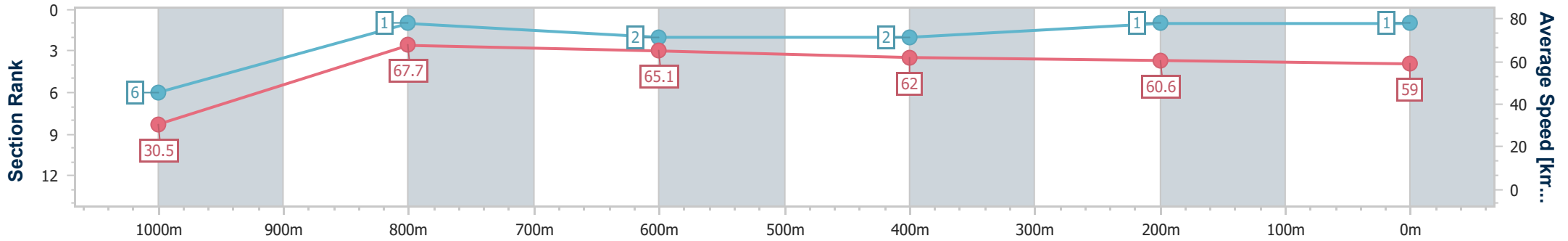
Toowoomba QLD Professional  
Race 6: QUEENSLAND ELECTRICAL SOLUTIONS Maiden Plate - 1050m



31 August 2024 - 20:16

Track Rating: Good 3, Weather: Hot, Rail Position: +5m Entire

Section	Overall	1000m	800m	600m	400m	200m
Section Times	1:03.70 [1] (0:05.93)	0:57.77 [6] (0:10.69)	0:47.08 [1] (0:11.19)	0:35.89 [2] (0:11.78)	0:24.11 [2] (0:11.93)	0:12.18 [1] (0:12.18)
Average Speed [km/h]	30.5	67.7	65.1	62.0	60.6	59.0
Top Speed [km/h]	60.6	70.2	68.2	64.0	62.4	60.7
Avg. Dist. to Rail [m]	7.9	2.9	2.9	2.5	2.0	1.9
Avg. Stride Freq. [Hz]	2.3	2.6	2.5	2.4	2.4	2.3
Avg. Stride Length [m]	3.8	7.3	7.4	7.2	7.2	7.1



- [ ] Ranking at each section and finish
- .-.- No data available at this section
- NA No data available



Horse/Jockey Name	The Bigbang Theory
Final Rank	2
Fastest Section Time (Section)	0:06.12 (Overall)
Top Speed [km/h] (Section)	66.6 (1000m)
Race State	Finished



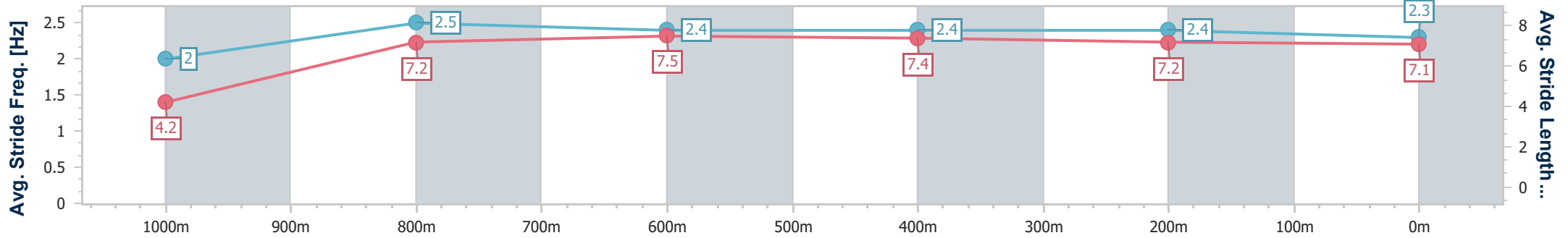
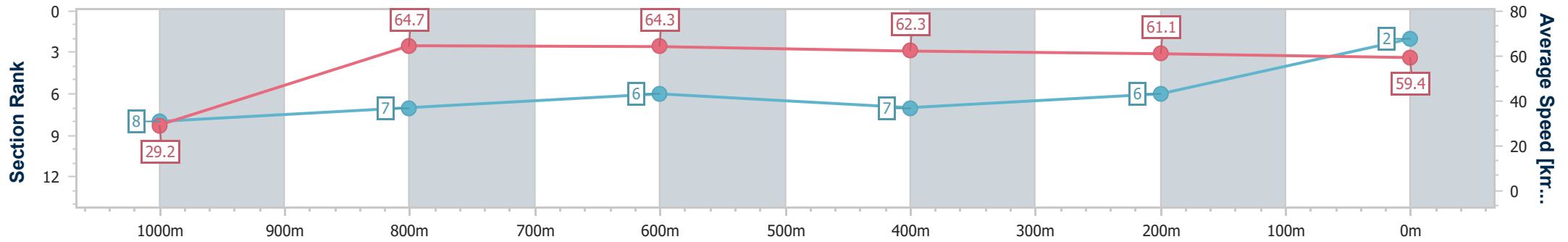
Toowoomba QLD Professional  
Race 6: QUEENSLAND ELECTRICAL SOLUTIONS Maiden Plate - 1050m



31 August 2024 - 20:16

Track Rating: Good 3, Weather: Hot, Rail Position: +5m Entire

Section	Overall	1000m	800m	600m	400m	200m
Section Times	1:04.22 [2] (0:06.12)	0:58.10 [8] (0:11.22)	0:46.88 [7] (0:11.24)	0:35.64 [6] (0:11.69)	0:23.95 [7] (0:11.86)	0:12.09 [6] (0:12.09)
Average Speed [km/h]	29.2	64.7	64.3	62.3	61.1	59.4
Top Speed [km/h]	57.6	66.6	65.7	64.0	62.4	60.9
Avg. Dist. to Rail [m]	3.4	1.5	2.2	2.1	2.1	3.6
Avg. Stride Freq. [Hz]	2.0	2.5	2.4	2.4	2.4	2.3
Avg. Stride Length [m]	4.2	7.2	7.5	7.4	7.2	7.1



- [ ] Ranking at each section and finish
- .-.- No data available at this section
- NA No data available



Horse/Jockey Name	Wife Is Right
Final Rank	3
Fastest Section Time (Section)	0:05.78 (Overall)
Top Speed [km/h] (Section)	65.3 (1000m)
Race State	Finished



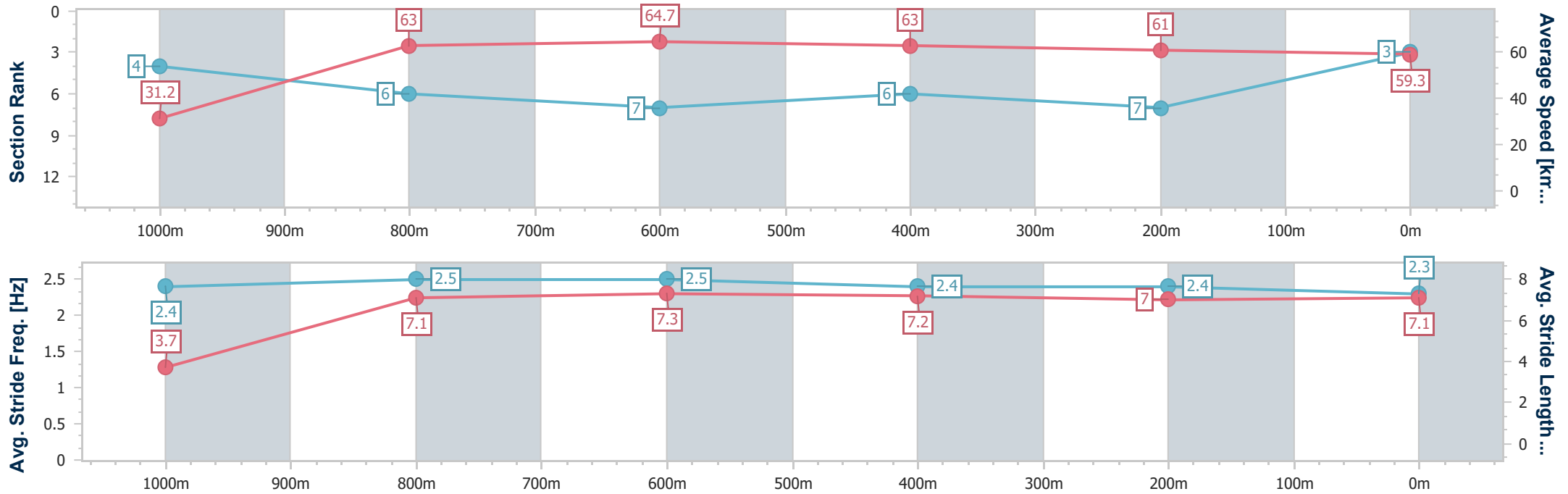
Toowoomba QLD Professional  
Race 6: QUEENSLAND ELECTRICAL SOLUTIONS Maiden Plate  
- 1050m



31 August 2024 - 20:16

Track Rating: Good 3, Weather: Hot, Rail Position: +5m Entire

Section	Overall	1000m	800m	600m	400m	200m
Section Times	1:04.32 [3] (0:05.78)	0:58.54 [4] (0:11.55)	0:46.99 [6] (0:11.33)	0:35.66 [7] (0:11.56)	0:24.10 [6] (0:11.94)	0:12.16 [7] (0:12.16)
Average Speed [km/h]	31.2	63.0	64.7	63.0	61.0	59.3
Top Speed [km/h]	55.7	65.3	65.2	64.6	61.7	60.7
Avg. Dist. to Rail [m]	5.9	4.0	3.6	2.8	3.3	3.7
Avg. Stride Freq. [Hz]	2.4	2.5	2.5	2.4	2.4	2.3
Avg. Stride Length [m]	3.7	7.1	7.3	7.2	7.0	7.1



- [ ] Ranking at each section and finish
- .-.- No data available at this section
- NA No data available





Horse/Jockey Name	Split The Cash
Final Rank	4
Fastest Section Time (Section)	0:05.56 (Overall)
Top Speed [km/h] (Section)	66.4 (1000m)
Race State	Finished



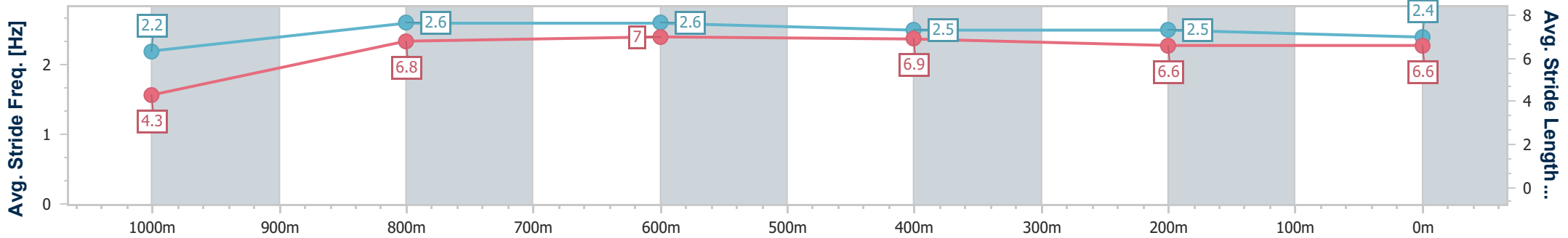
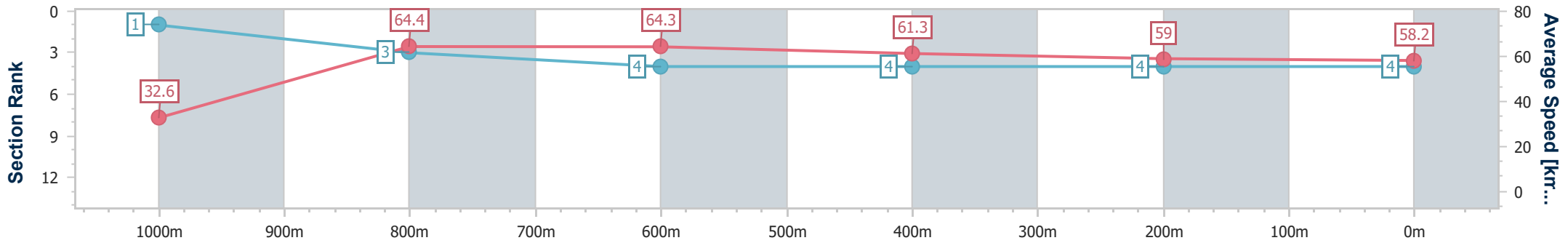
Toowoomba QLD Professional  
Race 6: QUEENSLAND ELECTRICAL SOLUTIONS Maiden Plate - 1050m



31 August 2024 - 20:16

Track Rating: Good 3, Weather: Hot, Rail Position: +5m Entire

Section	Overall	1000m	800m	600m	400m	200m
Section Times	1:04.37 [4] (0:05.56)	0:58.81 [1] (0:11.21)	0:47.60 [3] (0:11.24)	0:36.36 [4] (0:11.79)	0:24.57 [4] (0:12.15)	0:12.42 [4] (0:12.42)
Average Speed [km/h]	32.6	64.4	64.3	61.3	59.0	58.2
Top Speed [km/h]	58.7	66.4	65.7	62.1	60.4	59.5
Avg. Dist. to Rail [m]	2.2	0.7	0.7	0.8	0.6	0.8
Avg. Stride Freq. [Hz]	2.2	2.6	2.6	2.5	2.5	2.4
Avg. Stride Length [m]	4.3	6.8	7.0	6.9	6.6	6.6



- [ ] Ranking at each section and finish
- .-.- No data available at this section
- NA No data available



Horse/Jockey Name	Plea
Final Rank	5
Fastest Section Time (Section)	0:05.57 (Overall)
Top Speed [km/h] (Section)	68.0 (1000m)
Race State	Finished



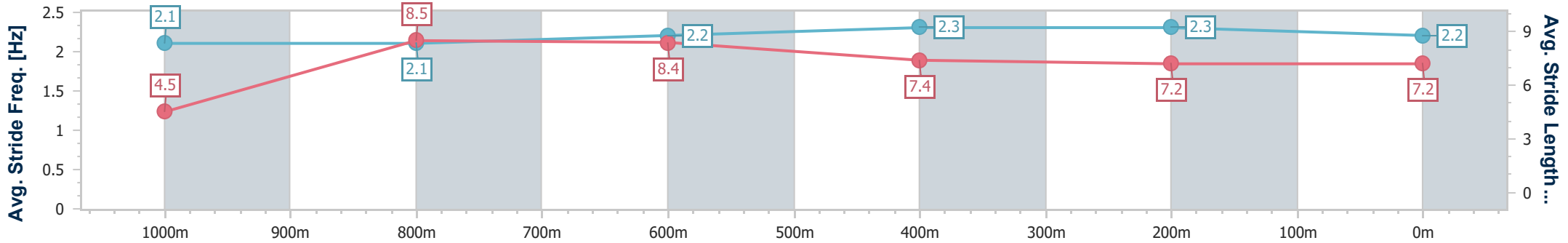
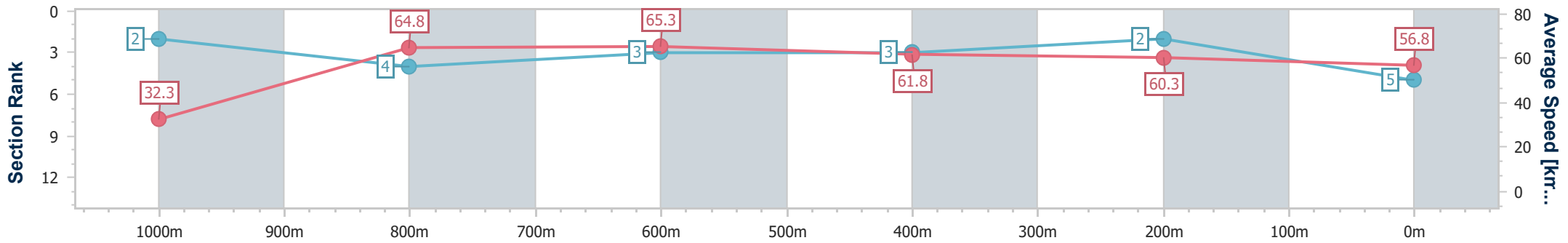
Toowoomba QLD Professional  
Race 6: QUEENSLAND ELECTRICAL SOLUTIONS Maiden Plate - 1050m



31 August 2024 - 20:16

Track Rating: Good 3, Weather: Hot, Rail Position: +5m Entire

Section	Overall	1000m	800m	600m	400m	200m
Section Times	1:04.44 [5] (0:05.57)	0:58.87 [2] (0:11.22)	0:47.65 [4] (0:11.15)	0:36.50 [3] (0:11.82)	0:24.68 [3] (0:12.01)	0:12.67 [2] (0:12.67)
Average Speed [km/h]	32.3	64.8	65.3	61.8	60.3	56.8
Top Speed [km/h]	56.6	68.0	68.0	63.7	62.7	58.7
Avg. Dist. to Rail [m]	2.0	2.2	4.2	2.5	1.9	1.3
Avg. Stride Freq. [Hz]	2.1	2.1	2.2	2.3	2.3	2.2
Avg. Stride Length [m]	4.5	8.5	8.4	7.4	7.2	7.2



- [ ] Ranking at each section and finish
- .-.- No data available at this section
- NA No data available



Horse/Jockey Name	Hank The Hustler
Final Rank	6
Fastest Section Time (Section)	0:06.00 (Overall)
Top Speed [km/h] (Section)	64.9 (600m)
Race State	Finished



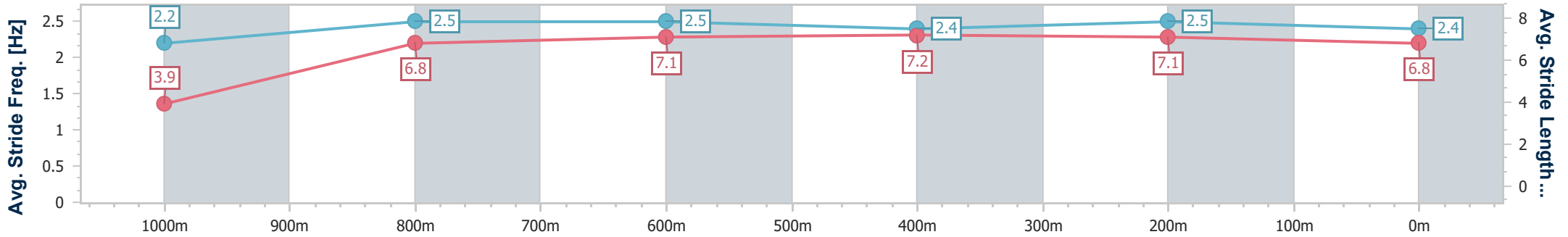
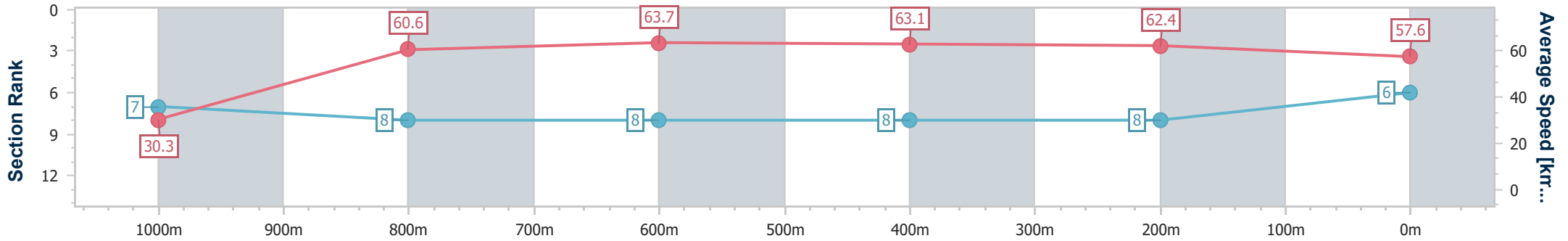
Toowoomba QLD Professional  
Race 6: QUEENSLAND ELECTRICAL SOLUTIONS Maiden Plate  
- 1050m



31 August 2024 - 20:16

Track Rating: Good 3, Weather: Hot, Rail Position: +5m Entire

Section	Overall	1000m	800m	600m	400m	200m
Section Times	1:04.63 [6] (0:06.00)	0:58.63 [7] (0:11.84)	0:46.79 [8] (0:11.36)	0:35.43 [8] (0:11.50)	0:23.93 [8] (0:11.48)	0:12.45 [8] (0:12.45)
Average Speed [km/h]	30.3	60.6	63.7	63.1	62.4	57.6
Top Speed [km/h]	52.0	64.1	64.6	64.9	63.5	61.0
Avg. Dist. to Rail [m]	1.1	0.5	2.1	1.5	1.7	0.4
Avg. Stride Freq. [Hz]	2.2	2.5	2.5	2.4	2.5	2.4
Avg. Stride Length [m]	3.9	6.8	7.1	7.2	7.1	6.8



- [ ] Ranking at each section and finish
- .-.- No data available at this section
- NA No data available



Horse/Jockey Name	You Might Think
Final Rank	7
Fastest Section Time (Section)	0:05.76 (Overall)
Top Speed [km/h] (Section)	68.2 (1000m)
Race State	Finished



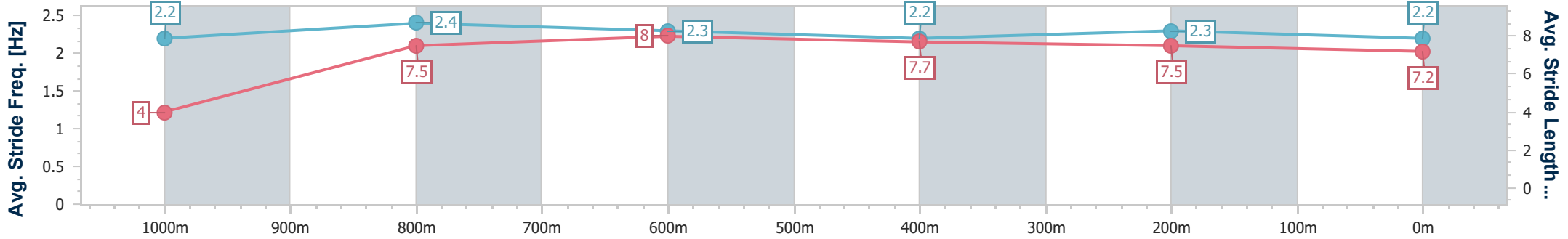
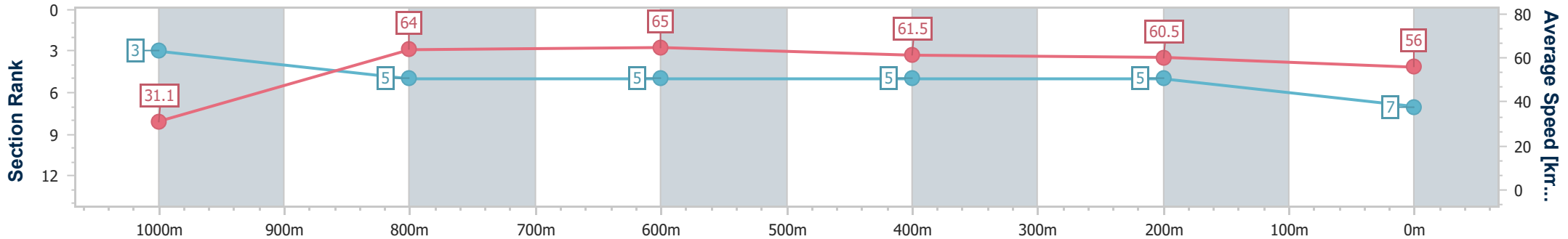
Toowoomba QLD Professional  
Race 6: QUEENSLAND ELECTRICAL SOLUTIONS Maiden Plate  
- 1050m



31 August 2024 - 20:16

Track Rating: Good 3, Weather: Hot, Rail Position: +5m Entire

Section	Overall	1000m	800m	600m	400m	200m
Section Times	1:04.90 [7] (0:05.76)	0:59.14 [3] (0:11.36)	0:47.78 [5] (0:11.15)	0:36.63 [5] (0:11.82)	0:24.81 [5] (0:11.95)	0:12.86 [5] (0:12.86)
Average Speed [km/h]	31.1	64.0	65.0	61.5	60.5	56.0
Top Speed [km/h]	55.4	68.2	67.1	63.8	61.1	59.1
Avg. Dist. to Rail [m]	4.7	3.1	2.0	2.2	1.6	2.3
Avg. Stride Freq. [Hz]	2.2	2.4	2.3	2.2	2.3	2.2
Avg. Stride Length [m]	4.0	7.5	8.0	7.7	7.5	7.2



- [ ] Ranking at each section and finish
- .-.- No data available at this section
- NA No data available



Horse/Jockey Name	Pipatina
Final Rank	8
Fastest Section Time (Section)	0:05.82 (Overall)
Top Speed [km/h] (Section)	68.8 (1000m)
Race State	Finished



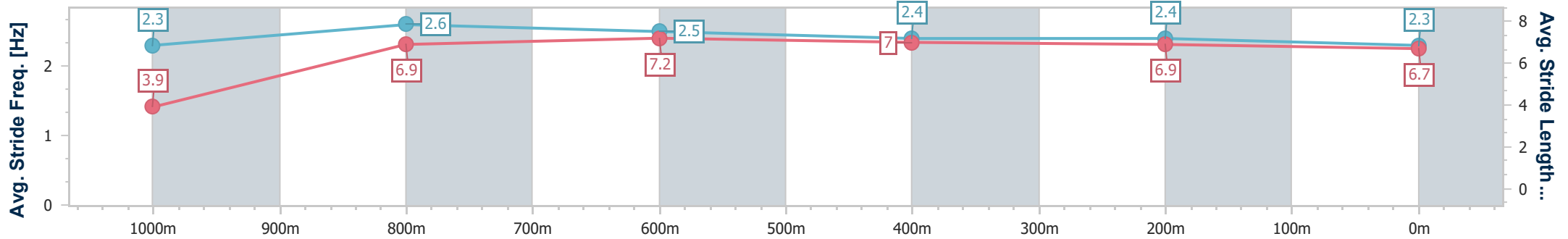
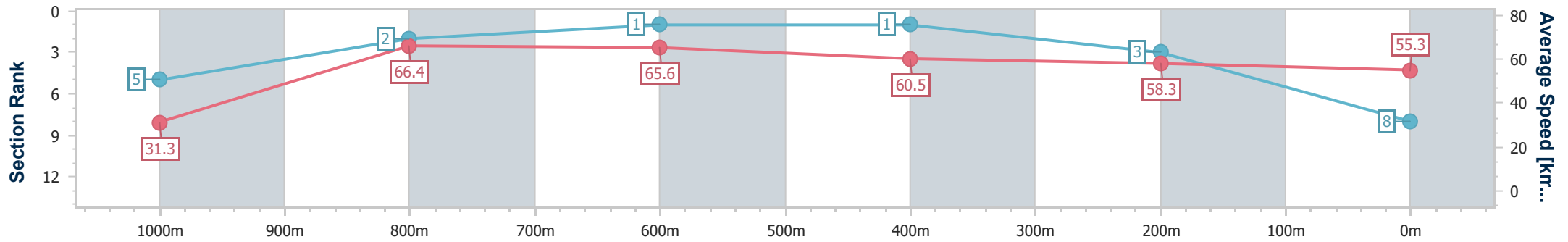
Toowoomba QLD Professional  
Race 6: QUEENSLAND ELECTRICAL SOLUTIONS Maiden Plate - 1050m



31 August 2024 - 20:16

Track Rating: Good 3, Weather: Hot, Rail Position: +5m Entire

Section	Overall	1000m	800m	600m	400m	200m
Section Times	1:04.92 [8] (0:05.82)	0:59.10 [5] (0:10.85)	0:48.25 [2] (0:10.98)	0:37.27 [1] (0:11.90)	0:25.37 [1] (0:12.35)	0:13.02 [3] (0:13.02)
Average Speed [km/h]	31.3	66.4	65.6	60.5	58.3	55.3
Top Speed [km/h]	59.3	68.8	67.4	64.1	60.1	57.2
Avg. Dist. to Rail [m]	3.5	1.3	1.1	0.4	0.3	1.5
Avg. Stride Freq. [Hz]	2.3	2.6	2.5	2.4	2.4	2.3
Avg. Stride Length [m]	3.9	6.9	7.2	7.0	6.9	6.7



- [ ] Ranking at each section and finish
- .-.- No data available at this section
- NA No data available



Horse/Jockey Name	Demes Girl
Final Rank	9
Fastest Section Time (Section)	0:06.39 (Overall)
Top Speed [km/h] (Section)	66.9 (800m)
Race State	Finished



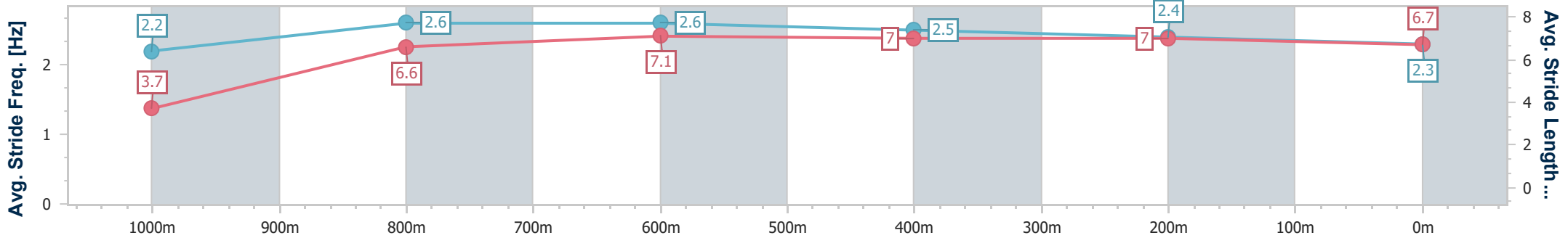
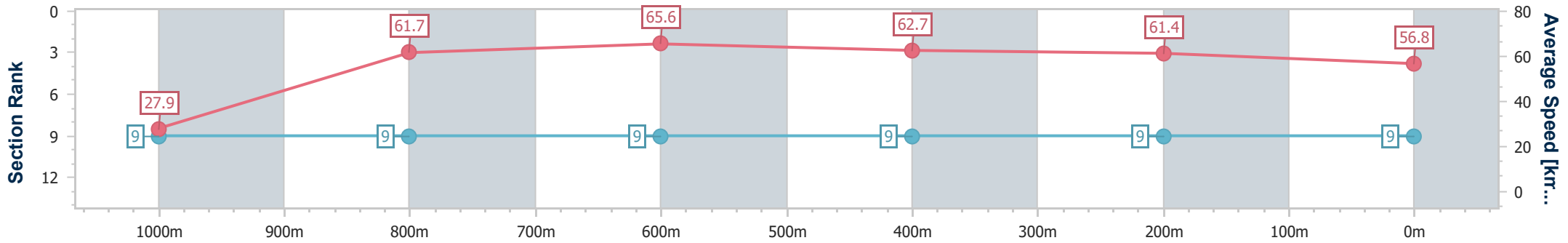
Toowoomba QLD Professional  
Race 6: QUEENSLAND ELECTRICAL SOLUTIONS Maiden Plate - 1050m



31 August 2024 - 20:16

Track Rating: Good 3, Weather: Hot, Rail Position: +5m Entire

Section	Overall	1000m	800m	600m	400m	200m
Section Times	1:05.31 [9] (0:06.39)	0:58.92 [9] (0:11.79)	0:47.13 [9] (0:11.10)	0:36.03 [9] (0:11.58)	0:24.45 [9] (0:11.78)	0:12.67 [9] (0:12.67)
Average Speed [km/h]	27.9	61.7	65.6	62.7	61.4	56.8
Top Speed [km/h]	51.7	65.7	66.9	65.0	62.5	60.6
Avg. Dist. to Rail [m]	3.5	2.3	2.9	1.9	0.9	1.5
Avg. Stride Freq. [Hz]	2.2	2.6	2.6	2.5	2.4	2.3
Avg. Stride Length [m]	3.7	6.6	7.1	7.0	7.0	6.7



- [ ] Ranking at each section and finish
- .-.- No data available at this section
- NA No data available



# Toowoomba QLD Professional

## Race 7: TOWOOMBA PLASTICS Maiden Handicap - 1890m

31 August 2024 - 20:55



Track Rating: Good 3, Weather: Hot, Rail Position: +5m Entire

Section		Overall	1600m	1400m	1200m	1000m	800m	600m	Last 600m				
Field Times		2:02.81 (0:23.45)	1:39.36 (0:11.69)	1:27.67 (0:12.12)	1:15.55 (0:12.53)	1:03.02 (0:12.57)	0:50.45 (0:12.48)	0:37.97 (0:12.54)	0:37.97				
Rank	TAB Horse/Jockey	Barrier	Top Speed [km/h]	Fastest Section									Distance Travelled [m]
1	6 JENNY'S ROSE Karl Zechner	3	63.3 1600m	0:11.69 1600m	2:02.81 [1] (0:23.45)	1:39.36 [1] (0:11.69)	1:27.67 [1] (0:12.12)	1:15.55 [1] (0:12.53)	1:03.02 [1] (0:12.57)	0:50.45 [1] (0:12.48)	0:37.97 [1] (0:12.54)	0:37.97	
2	4 SMOKIN MATCH Michael Murphy	9	64.4 1600m	0:11.59 1600m	2:03.41 [2] (0:23.65)	1:39.76 [2] (0:11.59)	1:28.17 [2] (0:12.19)	1:15.98 [2] (0:12.47)	1:03.51 [2] (0:12.61)	0:50.90 [2] (0:12.44)	0:38.46 [2] (0:12.66)	0:38.46	+9
3	1 GRAPE EXPECTATIONS Noel Callow	6	65.0 1600m	0:11.63 1600m	2:03.60 [3] (0:24.45)	1:39.15 [8] (0:11.63)	1:27.52 [7] (0:12.17)	1:15.35 [7] (0:12.56)	1:02.79 [7] (0:12.56)	0:50.23 [7] (0:12.23)	0:38.00 [7] (0:12.39)	0:38.00	+11
4	7 LADY PARVATI Landan Sykes	8	64.8 1600m	0:12.02 1600m	2:03.67 [4] (0:24.25)	1:39.42 [7] (0:12.02)	1:27.40 [8] (0:12.31)	1:15.09 [8] (0:12.56)	1:02.53 [8] (0:12.45)	0:50.08 [8] (0:12.18)	0:37.90 [8] (0:12.48)	0:37.90	+11
5	3 SWIFT SON Les Tilley	10	63.8 1600m	0:11.73 1600m	2:03.68 [5] (0:24.02)	1:39.66 [5] (0:11.73)	1:27.93 [6] (0:12.23)	1:15.70 [6] (0:12.41)	1:03.29 [6] (0:12.67)	0:50.62 [6] (0:12.36)	0:38.26 [6] (0:12.49)	0:38.26	+20
6	9 MIDNIGHT SEAS Luke Tarrant	4	63.7 1600m	0:11.52 1600m	2:03.71 [6] (0:23.91)	1:39.80 [3] (0:11.52)	1:28.28 [3] (0:12.10)	1:16.18 [3] (0:12.53)	1:03.65 [3] (0:12.71)	0:50.94 [3] (0:12.50)	0:38.44 [4] (0:12.63)	0:38.44	+4
7	10 SUPIDOCHARGED Anthony Allen	1	64.0 1600m	0:11.62 1600m	2:03.94 [7] (0:24.05)	1:39.89 [6] (0:11.62)	1:28.27 [5] (0:12.15)	1:16.12 [5] (0:12.56)	1:03.56 [5] (0:12.62)	0:50.94 [5] (0:12.41)	0:38.53 [5] (0:12.61)	0:38.53	+4
8	8 BRAMBLE BAY Kenji Yoshida	5	63.7 1600m	0:11.64 1600m	2:04.15 [8] (0:23.91)	1:40.24 [4] (0:11.64)	1:28.60 [4] (0:12.16)	1:16.44 [4] (0:12.46)	1:03.98 [4] (0:12.69)	0:51.29 [4] (0:12.37)	0:38.92 [3] (0:12.66)	0:38.92	+7
9	5 MORE SUCCESS Justin Stanley	2	63.6 1600m	0:11.66 1600m	2:04.23 [9] (0:25.02)	1:39.21 [9] (0:11.66)	1:27.55 [9] (0:12.21)	1:15.34 [9] (0:12.25)	1:03.09 [9] (0:12.62)	0:50.47 [9] (0:12.20)	0:38.27 [9] (0:12.48)	0:38.27	+5

Scratched: Fossil Fuel (#2)

[ ] Ranking at each section and finish  
 -:-:- No data available at this section  
 NA No data available

SCN Saddle cloth number  
 DNF Did not finish  
 DNT Did not track



# Toowoomba QLD Professional

## Race 7: TOOWOOMBA PLASTICS Maiden Handicap - 1890m

31 August 2024 - 20:55



Track Rating: Good 3, Weather: Hot, Rail Position: +5m Entire

Section				400m	200m			Last 600m			
Field Times				0:25.43 (0:12.52)	0:12.91 (0:12.91)			0:37.97			
Rank	TAB	Horse/Jockey	Barrier	Top Speed [km/h]	Fastest Section	Margin				Distance Travelled [m]	
1	6	<b>JENNY'S ROSE</b> Karl Zechner	3	63.3 1600m	0:11.69 1600m	0:25.43 [1] (0:12.52)	0:12.91 [1] (0:12.91)	2:02.81		0:37.97	
2	4	<b>SMOKIN MATCH</b> Michael Murphy	9	64.4 1600m	0:11.59 1600m	0:25.80 [2] (0:12.70)	0:13.10 [2] (0:13.10)	3.5L		0:38.46	+9
3	1	<b>GRAPE EXPECTATIONS</b> Noel Callow	6	65.0 1600m	0:11.63 1600m	0:25.61 [6] (0:12.72)	0:12.89 [4] (0:12.89)	4.5L		0:38.00	+11
4	7	<b>LADY PARVATI</b> Landan Sykes	8	64.8 1600m	0:12.02 1600m	0:25.42 [8] (0:12.63)	0:12.79 [8] (0:12.79)	4.8L		0:37.90	+11
5	3	<b>SWIFT SON</b> Les Tilley	10	63.8 1600m	0:11.73 1600m	0:25.77 [5] (0:12.63)	0:13.14 [3] (0:13.14)	4.9L		0:38.26	+20
6	9	<b>MIDNIGHT SEAS</b> Luke Tarrant	4	63.7 1600m	0:11.52 1600m	0:25.81 [4] (0:12.87)	0:12.94 [5] (0:12.94)	5.1L		0:38.44	+4
7	10	<b>SUPIDOCHARGED</b> Anthony Allen	1	64.0 1600m	0:11.62 1600m	0:25.92 [7] (0:12.77)	0:13.15 [6] (0:13.15)	6.4L		0:38.53	+4
8	8	<b>BRAMBLE BAY</b> Kenji Yoshida	5	63.7 1600m	0:11.64 1600m	0:26.26 [3] (0:12.98)	0:13.28 [7] (0:13.28)	7.4L		0:38.92	+7
9	5	<b>MORE SUCCESS</b> Justin Stanley	2	63.6 1600m	0:11.66 1600m	0:25.79 [9] (0:12.74)	0:13.05 [9] (0:13.05)	7.9L		0:38.27	+5

Scratched: Fossil Fuel (#2)

[ ] Ranking at each section and finish  
 -:-:- No data available at this section  
 NA No data available

SCN Saddle cloth number  
 DNF Did not finish  
 DNT Did not track





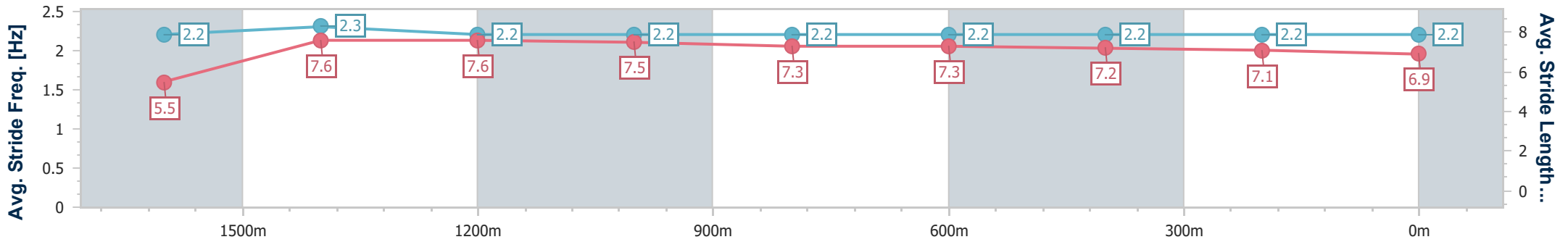
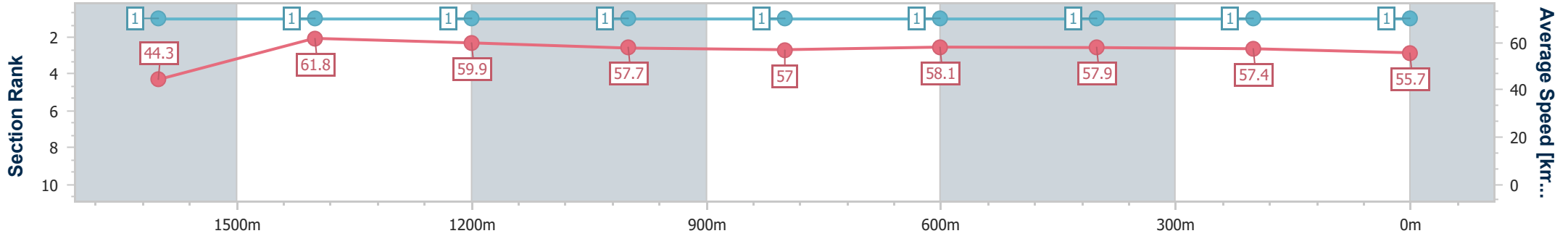
Horse/Jockey Name	Jenny's Rose
Final Rank	1
Fastest Section Time (Section)	0:11.69 (1600m)
Top Speed [km/h] (Section)	63.3 (1600m)
Race State	Finished



Toowoomba QLD Professional  
 Race 7: TOOWOOMBA PLASTICS Maiden Handicap - 1890m  
 31 August 2024 - 20:55  
 Track Rating: Good 3, Weather: Hot, Rail Position: +5m Entire



Section	Overall	1600m	1400m	1200m	1000m	800m	600m	400m	200m
Section Times	2:02.81 [1] (0:23.45)	1:39.36 [1] (0:11.69)	1:27.67 [1] (0:12.12)	1:15.55 [1] (0:12.53)	1:03.02 [1] (0:12.57)	0:50.45 [1] (0:12.48)	0:37.97 [1] (0:12.54)	0:25.43 [1] (0:12.52)	0:12.91 [1] (0:12.91)
Average Speed [km/h]	44.3	61.8	59.9	57.7	57.0	58.1	57.9	57.4	55.7
Top Speed [km/h]	62.7	63.3	61.9	59.2	58.0	59.0	58.8	58.3	56.7
Avg. Dist. to Rail [m]	4.8	1.1	1.9	0.8	0.7	1.9	1.4	1.0	1.5
Avg. Stride Freq. [Hz]	2.2	2.3	2.2	2.2	2.2	2.2	2.2	2.2	2.2
Avg. Stride Length [m]	5.5	7.6	7.6	7.5	7.3	7.3	7.2	7.1	6.9



- [ ] Ranking at each section and finish
- .-.- No data available at this section
- NA No data available



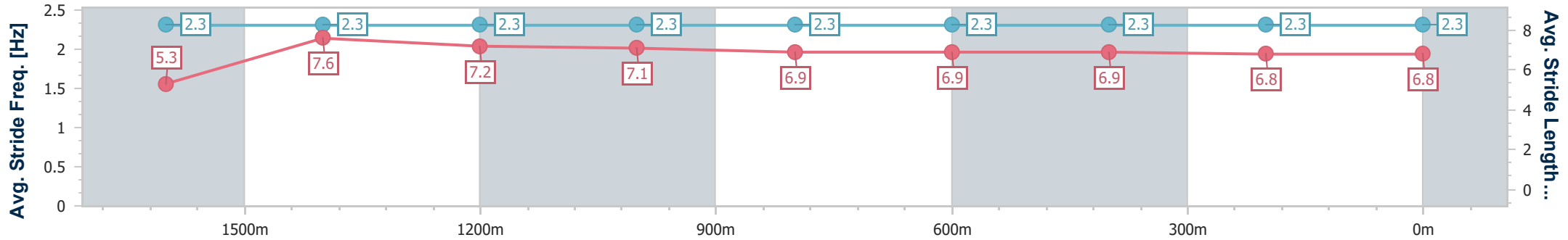
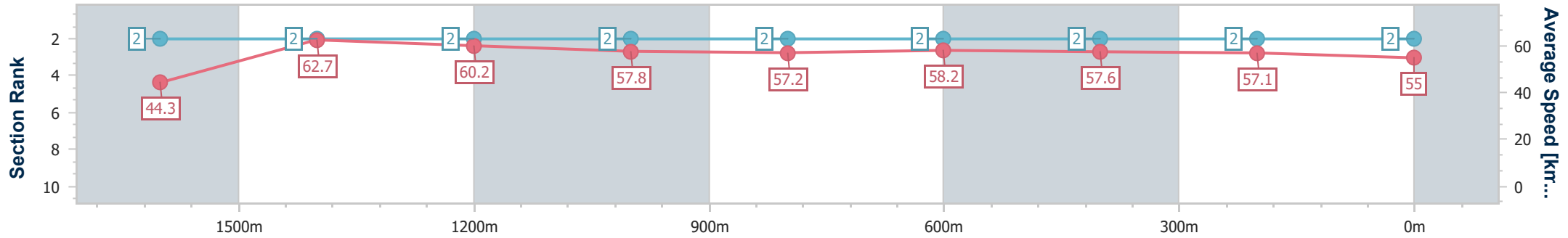
Horse/Jockey Name	Smokin Match
Final Rank	2
Fastest Section Time (Section)	0:11.59 (1600m)
Top Speed [km/h] (Section)	64.4 (1600m)
Race State	Finished



Toowoomba QLD Professional  
 Race 7: TOOWOOMBA PLASTICS Maiden Handicap - 1890m  
 31 August 2024 - 20:55  
 Track Rating: Good 3, Weather: Hot, Rail Position: +5m Entire



Section	Overall	1600m	1400m	1200m	1000m	800m	600m	400m	200m
Section Times	2:03.41 [2] (0:23.65)	1:39.76 [2] (0:11.59)	1:28.17 [2] (0:12.19)	1:15.98 [2] (0:12.47)	1:03.51 [2] (0:12.61)	0:50.90 [2] (0:12.44)	0:38.46 [2] (0:12.66)	0:25.80 [2] (0:12.70)	0:13.10 [2] (0:13.10)
Average Speed [km/h]	44.3	62.7	60.2	57.8	57.2	58.2	57.6	57.1	55.0
Top Speed [km/h]	63.3	64.4	62.4	58.9	58.1	59.6	58.8	57.8	56.2
Avg. Dist. to Rail [m]	3.8	2.8	3.7	2.9	1.0	1.5	2.6	1.8	0.7
Avg. Stride Freq. [Hz]	2.3	2.3	2.3	2.3	2.3	2.3	2.3	2.3	2.3
Avg. Stride Length [m]	5.3	7.6	7.2	7.1	6.9	6.9	6.9	6.8	6.8



- [ ] Ranking at each section and finish
- .-.- No data available at this section
- NA No data available



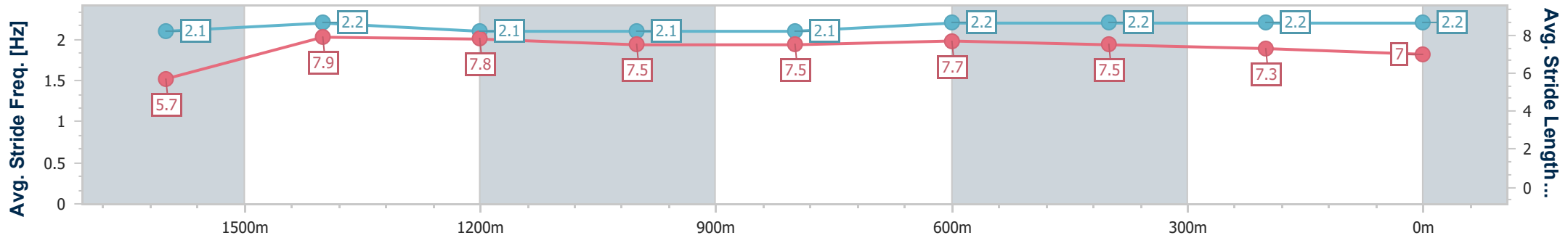
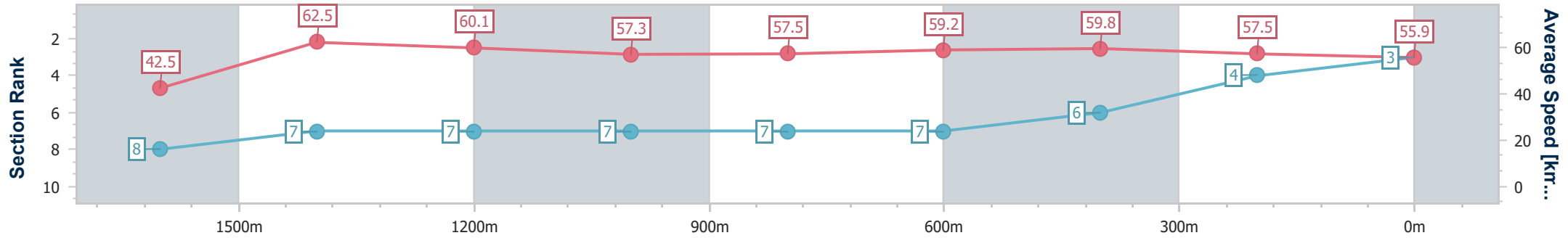
Horse/Jockey Name	Grape Expectations
Final Rank	3
Fastest Section Time (Section)	0:11.63 (1600m)
Top Speed [km/h] (Section)	65.0 (1600m)
Race State	Finished



Toowoomba QLD Professional  
 Race 7: TOOWOOMBA PLASTICS Maiden Handicap - 1890m  
 31 August 2024 - 20:55  
 Track Rating: Good 3, Weather: Hot, Rail Position: +5m Entire



Section	Overall	1600m	1400m	1200m	1000m	800m	600m	400m	200m
Section Times	2:03.60 [3] (0:24.45)	1:39.15 [8] (0:11.63)	1:27.52 [7] (0:12.17)	1:15.35 [7] (0:12.56)	1:02.79 [7] (0:12.56)	0:50.23 [7] (0:12.23)	0:38.00 [7] (0:12.39)	0:25.61 [6] (0:12.72)	0:12.89 [4] (0:12.89)
Average Speed [km/h]	42.5	62.5	60.1	57.3	57.5	59.2	59.8	57.5	55.9
Top Speed [km/h]	63.0	65.0	62.6	60.3	59.5	61.3	61.3	58.6	56.9
Avg. Dist. to Rail [m]	3.8	1.9	2.9	1.9	0.4	2.4	5.1	4.8	3.9
Avg. Stride Freq. [Hz]	2.1	2.2	2.1	2.1	2.1	2.2	2.2	2.2	2.2
Avg. Stride Length [m]	5.7	7.9	7.8	7.5	7.5	7.7	7.5	7.3	7.0



- [ ] Ranking at each section and finish
- .-.- No data available at this section
- NA No data available



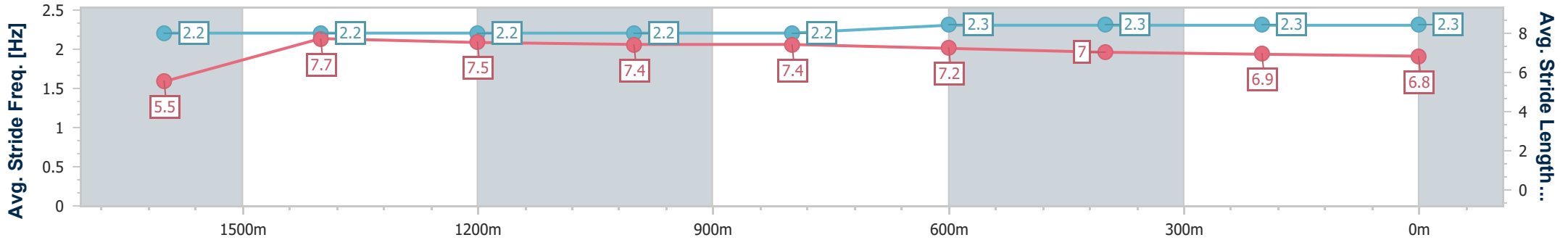
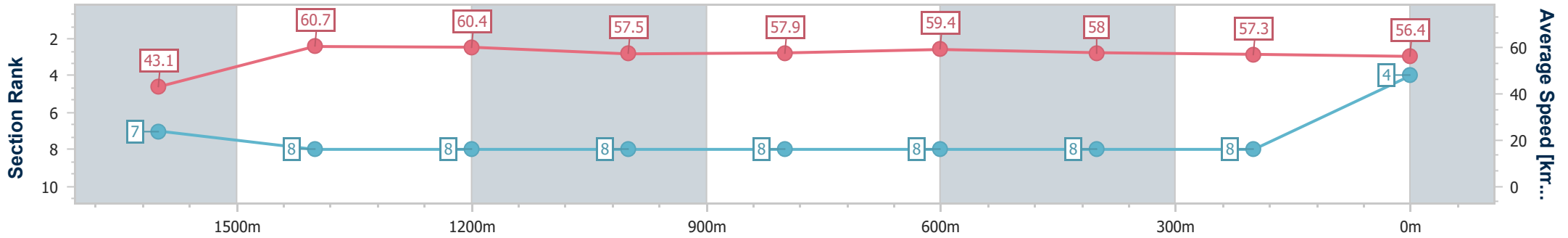
Horse/Jockey Name	Lady Parvati
Final Rank	4
Fastest Section Time (Section)	0:12.02 (1600m)
Top Speed [km/h] (Section)	64.8 (1600m)
Race State	Finished



Toowoomba QLD Professional  
 Race 7: TOOWOOMBA PLASTICS Maiden Handicap - 1890m  
 31 August 2024 - 20:55  
 Track Rating: Good 3, Weather: Hot, Rail Position: +5m Entire



Section	Overall	1600m	1400m	1200m	1000m	800m	600m	400m	200m				
Section Times	2:03.67 [4] (0:24.25)	1:39.42 [7] (0:12.02)	1:27.40 [8] (0:12.31)	1:15.09 [8] (0:12.56)	1:02.53 [8] (0:12.45)	0:50.08 [8] (0:12.18)	0:37.90 [8] (0:12.48)	0:25.42 [8] (0:12.63)	0:12.79 [8] (0:12.79)				
Average Speed [km/h]	43.1	60.7	60.4	57.5	57.9	59.4	58.0	57.3	56.4				
Top Speed [km/h]	62.9	64.8	63.9	60.3	60.0	60.8	59.9	58.4	57.2				
Avg. Dist. to Rail [m]	6.3	3.4	6.2	2.4	0.7	1.2	1.5	2.1	4.0				
Avg. Stride Freq. [Hz]	2.2	2.2	2.2	2.2	2.2	2.3	2.3	2.3	2.3				
Avg. Stride Length [m]	5.5	7.7	7.5	7.4	7.4	7.2	7.0	6.9	6.8				



- [ ] Ranking at each section and finish
- .-.- No data available at this section
- NA No data available



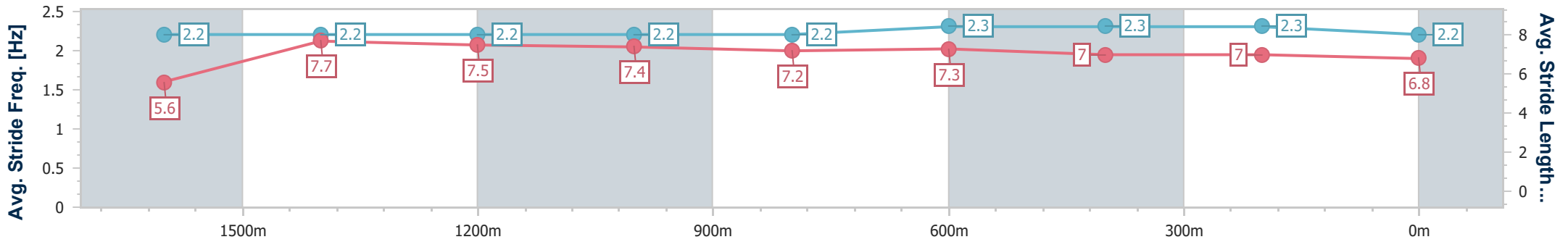
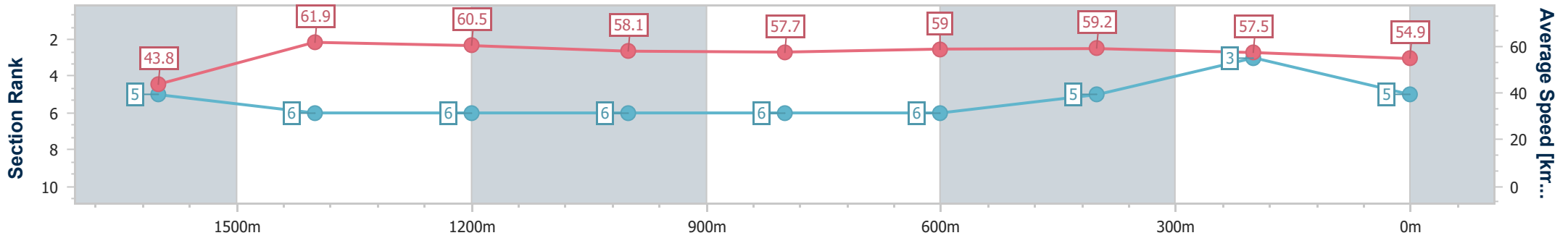
Horse/Jockey Name	Swift Son
Final Rank	5
Fastest Section Time (Section)	0:11.73 (1600m)
Top Speed [km/h] (Section)	63.8 (1600m)
Race State	Finished



Toowoomba QLD Professional  
 Race 7: TOOWOOMBA PLASTICS Maiden Handicap - 1890m  
 31 August 2024 - 20:55  
 Track Rating: Good 3, Weather: Hot, Rail Position: +5m Entire



Section	Overall	1600m	1400m	1200m	1000m	800m	600m	400m	200m
Section Times	2:03.68 [5] (0:24.02)	1:39.66 [5] (0:11.73)	1:27.93 [6] (0:12.23)	1:15.70 [6] (0:12.41)	1:03.29 [6] (0:12.67)	0:50.62 [6] (0:12.36)	0:38.26 [6] (0:12.49)	0:25.77 [5] (0:12.63)	0:13.14 [3] (0:13.14)
Average Speed [km/h]	43.8	61.9	60.5	58.1	57.7	59.0	59.2	57.5	54.9
Top Speed [km/h]	62.7	63.8	62.5	60.7	59.6	59.8	61.0	59.7	55.7
Avg. Dist. to Rail [m]	4.3	3.1	4.6	3.7	3.4	4.4	4.8	3.1	2.9
Avg. Stride Freq. [Hz]	2.2	2.2	2.2	2.2	2.2	2.3	2.3	2.3	2.2
Avg. Stride Length [m]	5.6	7.7	7.5	7.4	7.2	7.3	7.0	7.0	6.8



- [ ] Ranking at each section and finish
- .-.- No data available at this section
- NA No data available



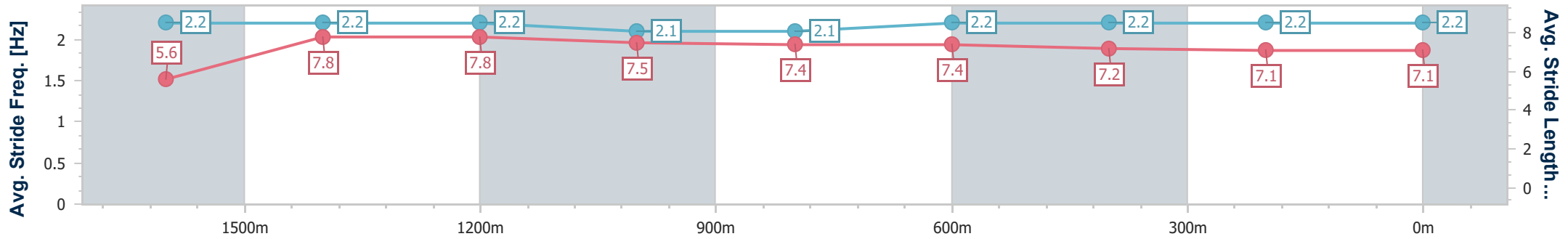
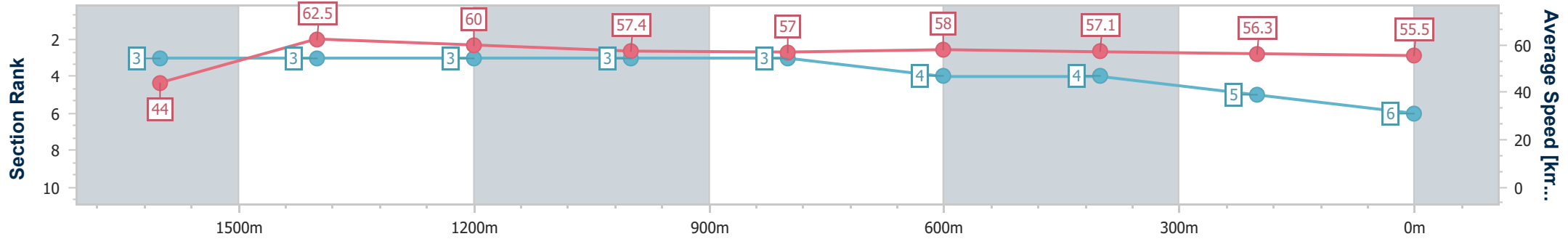
Horse/Jockey Name	Midnight Seas
Final Rank	6
Fastest Section Time (Section)	0:11.52 (1600m)
Top Speed [km/h] (Section)	63.7 (1600m)
Race State	Finished



Toowoomba QLD Professional  
 Race 7: TOOWOOMBA PLASTICS Maiden Handicap - 1890m  
 31 August 2024 - 20:55  
 Track Rating: Good 3, Weather: Hot, Rail Position: +5m Entire



Section	Overall	1600m	1400m	1200m	1000m	800m	600m	400m	200m
Section Times	2:03.71 [6] (0:23.91)	1:39.80 [3] (0:11.52)	1:28.28 [3] (0:12.10)	1:16.18 [3] (0:12.53)	1:03.65 [3] (0:12.71)	0:50.94 [3] (0:12.50)	0:38.44 [4] (0:12.63)	0:25.81 [4] (0:12.87)	0:12.94 [5] (0:12.94)
Average Speed [km/h]	44.0	62.5	60.0	57.4	57.0	58.0	57.1	56.3	55.5
Top Speed [km/h]	61.7	63.7	62.3	59.5	57.7	58.8	58.8	57.6	56.2
Avg. Dist. to Rail [m]	4.9	0.4	1.3	1.7	1.0	1.2	0.8	1.3	0.5
Avg. Stride Freq. [Hz]	2.2	2.2	2.2	2.1	2.1	2.2	2.2	2.2	2.2
Avg. Stride Length [m]	5.6	7.8	7.8	7.5	7.4	7.4	7.2	7.1	7.1



- [ ] Ranking at each section and finish
- .-.- No data available at this section
- NA No data available



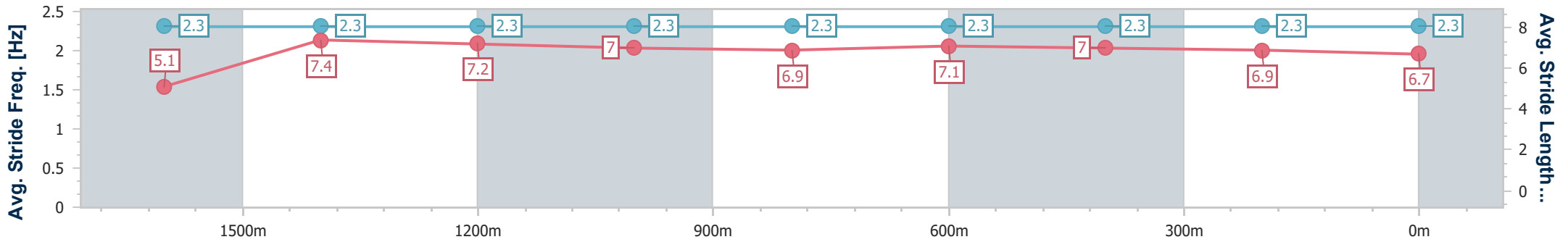
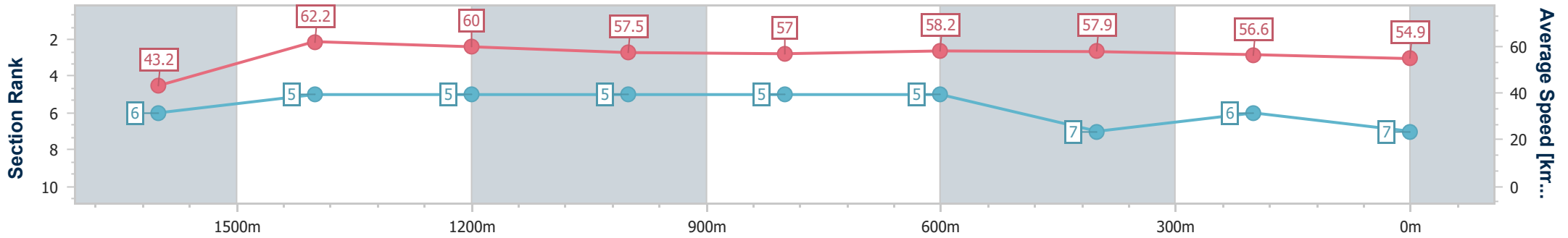
Horse/Jockey Name	Supidocharged
Final Rank	7
Fastest Section Time (Section)	0:11.62 (1600m)
Top Speed [km/h] (Section)	64.0 (1600m)
Race State	Finished



Toowoomba QLD Professional  
 Race 7: TOOWOOMBA PLASTICS Maiden Handicap - 1890m  
 31 August 2024 - 20:55  
 Track Rating: Good 3, Weather: Hot, Rail Position: +5m Entire



Section	Overall	1600m	1400m	1200m	1000m	800m	600m	400m	200m
Section Times	2:03.94 [7] (0:24.05)	1:39.89 [6] (0:11.62)	1:28.27 [5] (0:12.15)	1:16.12 [5] (0:12.56)	1:03.56 [5] (0:12.62)	0:50.94 [5] (0:12.41)	0:38.53 [5] (0:12.61)	0:25.92 [7] (0:12.77)	0:13.15 [6] (0:13.15)
Average Speed [km/h]	43.2	62.2	60.0	57.5	57.0	58.2	57.9	56.6	54.9
Top Speed [km/h]	62.4	64.0	62.0	60.2	58.5	58.8	59.8	57.8	55.5
Avg. Dist. to Rail [m]	4.9	1.0	2.5	1.7	1.0	0.5	2.5	2.0	1.8
Avg. Stride Freq. [Hz]	2.3	2.3	2.3	2.3	2.3	2.3	2.3	2.3	2.3
Avg. Stride Length [m]	5.1	7.4	7.2	7.0	6.9	7.1	7.0	6.9	6.7



- [ ] Ranking at each section and finish
- .-.- No data available at this section
- NA No data available



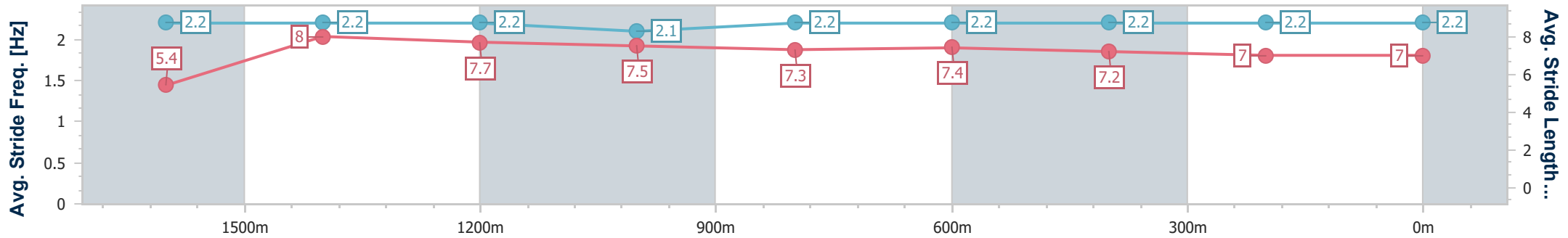
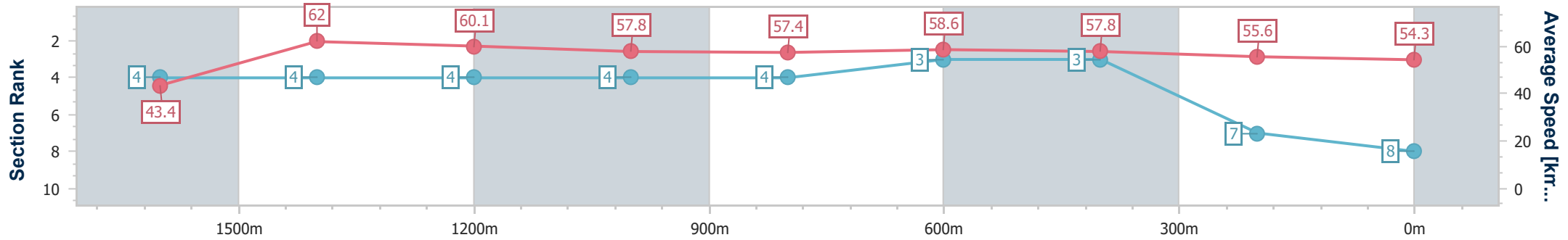
Horse/Jockey Name	Bramble Bay
Final Rank	8
Fastest Section Time (Section)	0:11.64 (1600m)
Top Speed [km/h] (Section)	63.7 (1600m)
Race State	Finished



Toowoomba QLD Professional  
 Race 7: TOOWOOMBA PLASTICS Maiden Handicap - 1890m  
 31 August 2024 - 20:55  
 Track Rating: Good 3, Weather: Hot, Rail Position: +5m Entire



Section	Overall	1600m	1400m	1200m	1000m	800m	600m	400m	200m
Section Times	2:04.15 [8] (0:23.91)	1:40.24 [4] (0:11.64)	1:28.60 [4] (0:12.16)	1:16.44 [4] (0:12.46)	1:03.98 [4] (0:12.69)	0:51.29 [4] (0:12.37)	0:38.92 [3] (0:12.66)	0:26.26 [3] (0:12.98)	0:13.28 [7] (0:13.28)
Average Speed [km/h]	43.4	62.0	60.1	57.8	57.4	58.6	57.8	55.6	54.3
Top Speed [km/h]	63.2	63.7	62.0	59.4	57.9	59.2	59.4	56.2	55.5
Avg. Dist. to Rail [m]	4.1	1.0	2.7	3.2	2.9	2.5	2.5	1.4	2.8
Avg. Stride Freq. [Hz]	2.2	2.2	2.2	2.1	2.2	2.2	2.2	2.2	2.2
Avg. Stride Length [m]	5.4	8.0	7.7	7.5	7.3	7.4	7.2	7.0	7.0



- [ ] Ranking at each section and finish
- .-.- No data available at this section
- NA No data available





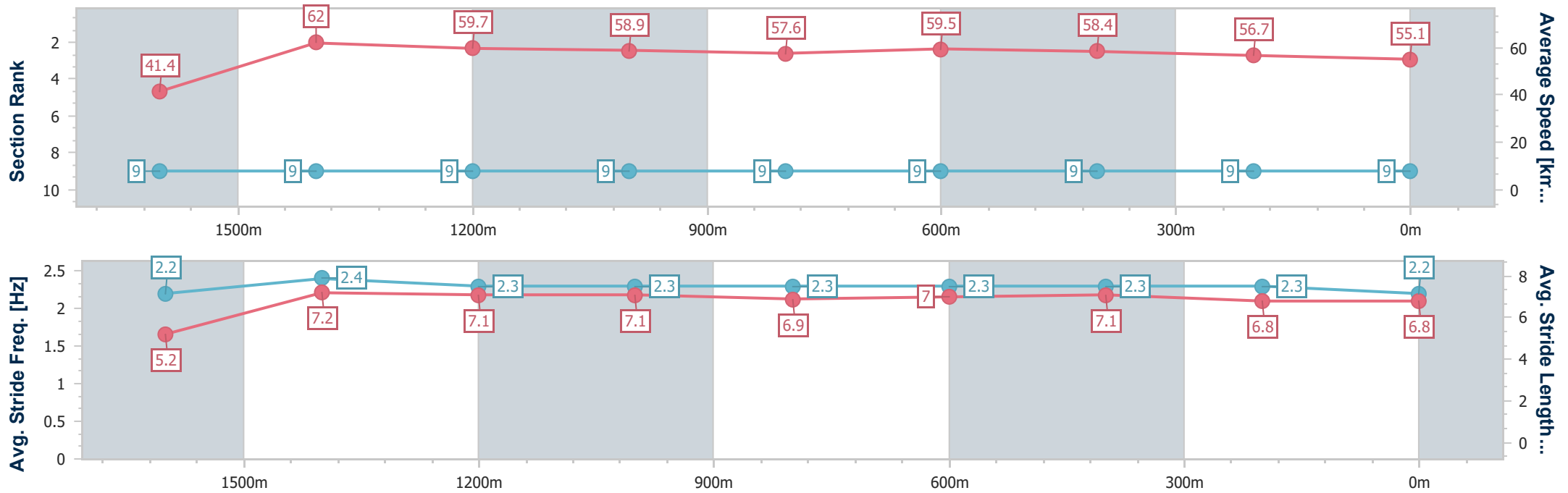
Horse/Jockey Name	More Success
Final Rank	9
Fastest Section Time (Section)	0:11.66 (1600m)
Top Speed [km/h] (Section)	63.6 (1600m)
Race State	Finished



Toowoomba QLD Professional  
 Race 7: TOOWOOMBA PLASTICS Maiden Handicap - 1890m  
 31 August 2024 - 20:55  
 Track Rating: Good 3, Weather: Hot, Rail Position: +5m Entire



Section	Overall	1600m	1400m	1200m	1000m	800m	600m	400m	200m
Section Times	2:04.23 [9] (0:25.02)	1:39.21 [9] (0:11.66)	1:27.55 [9] (0:12.21)	1:15.34 [9] (0:12.25)	1:03.09 [9] (0:12.62)	0:50.47 [9] (0:12.20)	0:38.27 [9] (0:12.48)	0:25.79 [9] (0:12.74)	0:13.05 [9] (0:13.05)
Average Speed [km/h]	41.4	62.0	59.7	58.9	57.6	59.5	58.4	56.7	55.1
Top Speed [km/h]	62.8	63.6	62.9	61.1	59.3	60.2	59.3	57.8	57.3
Avg. Dist. to Rail [m]	4.7	1.6	2.5	3.2	2.8	2.2	2.0	1.5	0.5
Avg. Stride Freq. [Hz]	2.2	2.4	2.3	2.3	2.3	2.3	2.3	2.3	2.2
Avg. Stride Length [m]	5.2	7.2	7.1	7.1	6.9	7.0	7.1	6.8	6.8



- [ ] Ranking at each section and finish
- .-.- No data available at this section
- NA No data available