



# Doomben QLD Professional

## Race 8: PRODIGY PLUS BENCHMARK 78 Handicap - 1350m

31 August 2024 - 16:02



BRISBANE  
RACING CLUB

Track Rating: Good 4, Weather: Fine, Rail Position: +5m Entire

Section						Overall	1200m	1000m	800m	600m	400m	Last 600m	
Field Times						1:18.99 (0:10.89)	1:08.10 (0:10.61)	0:57.49 (0:11.09)	0:46.40 (0:11.70)	0:34.70 (0:11.55)	0:23.15 (0:11.31)	0:34.70	
Rank	TAB	Horse/Jockey	Barrier	Top Speed [km/h]	Fastest Section							Distance Travelled [m]	
1	7	<b>BLAKMAX</b> Emily Lang	17	69.4 1200m	0:10.56 1200m	1:18.99 [1] (0:10.94)	1:08.05 [2] (0:10.56)	0:57.49 [1] (0:11.09)	0:46.40 [1] (0:11.70)	0:34.70 [1] (0:11.55)	0:23.15 [1] (0:11.31)	0:34.70	
2	19	<b>QUOTHQUAN</b> Angela Jones	3	67.9 1200m	0:10.80 1200m	1:19.07 [2] (0:11.22)	1:07.85 [7] (0:10.80)	0:57.05 [5] (0:11.27)	0:45.78 [7] (0:11.65)	0:34.13 [7] (0:11.38)	0:22.75 [7] (0:11.14)	0:34.13	+5
3	13	<b>KADALL</b> Jag Guthmann-Chester	1	68.0 1200m	0:10.72 1200m	1:19.09 [3] (0:11.01)	1:08.08 [3] (0:10.72)	0:57.36 [3] (0:11.09)	0:46.27 [3] (0:11.63)	0:34.64 [3] (0:11.50)	0:23.14 [2] (0:11.30)	0:34.64	-4
4	5	<b>SHA OF GOMER</b> Bailey Wheeler	18	67.3 1200m	0:10.94 1200m	1:19.22 [4] (0:11.35)	1:07.87 [8] (0:10.94)	0:56.93 [9] (0:11.31)	0:45.62 [9] (0:11.59)	0:34.03 [9] (0:11.39)	0:22.64 [9] (0:11.03)	0:34.03	+5
5	11	<b>IVERSON</b> Noel Callow	9	66.6 1000m	0:11.13 400m	1:19.27 [5] (0:11.80)	1:07.47 [12] (0:11.18)	0:56.29 [12] (0:11.14)	0:45.15 [12] (0:11.31)	0:33.84 [11] (0:11.35)	0:22.49 [11] (0:11.13)	0:33.84	+3
6	2	<b>MASTER SHOWMAN</b> Cody Collis	11	67.9 1200m	0:10.75 1200m	1:19.31 [6] (0:11.03)	1:08.28 [4] (0:10.75)	0:57.53 [4] (0:11.29)	0:46.24 [4] (0:11.51)	0:34.73 [4] (0:11.54)	0:23.19 [4] (0:11.38)	0:34.73	+2
7	6	<b>TUHINGA</b> Georgina Cartwright	2	67.7 1200m	0:10.86 1200m	1:19.48 [7] (0:11.19)	1:08.29 [6] (0:10.86)	0:57.43 [6] (0:11.14)	0:46.29 [5] (0:11.56)	0:34.73 [6] (0:11.53)	0:23.20 [6] (0:11.37)	0:34.73	-4
8	3	<b>PATTON</b> Justin Huxtable	8	66.9 1200m	0:10.87 1200m	1:19.50 [8] (0:11.36)	1:08.14 [9] (0:10.87)	0:57.27 [8] (0:11.20)	0:46.07 [8] (0:11.60)	0:34.47 [8] (0:11.46)	0:23.01 [8] (0:11.23)	0:34.47	+0
9	1	<b>KORUTO</b> Marnu Potgieter	10	67.4 1200m	0:10.88 1200m	1:19.60 [9] (0:11.64)	1:07.96 [11] (0:10.88)	0:57.08 [11] (0:11.26)	0:45.82 [11] (0:11.67)	0:34.15 [12] (0:11.37)	0:22.78 [12] (0:11.06)	0:34.15	+8
10	18	<b>JUPITUS</b> Andrew Mallyon	6	67.1 1200m	0:10.98 1200m	1:19.86 [10] (0:11.52)	1:08.34 [10] (0:10.98)	0:57.36 [10] (0:11.26)	0:46.10 [10] (0:11.54)	0:34.56 [10] (0:11.46)	0:23.10 [10] (0:11.19)	0:34.56	+1

Scratched: Ivan's Hero (#10), Sir Artie (#8), Zuma California (#9), Safework (#4), Bullion Boy (#12), Better Be Nordy (#16), Beebee Dazzler (#17), Set To Shine (#15)

[ ] Ranking at each section and finish  
-:--:-- No data available at this section  
NA No data available

SCN Saddle cloth number  
DNF Did not finish  
DNT Did not track



# Doomben QLD Professional

## Race 8: PRODIGY PLUS BENCHMARK 78 Handicap - 1350m

31 August 2024 - 16:02



BRISBANE  
RACING CLUB

Track Rating: Good 4, Weather: Fine, Rail Position: +5m Entire

Section		Overall	1200m	1000m	800m	600m	400m	Last 600m				
Field Times		1:18.99 (0:10.89)	1:08.10 (0:10.61)	0:57.49 (0:11.09)	0:46.40 (0:11.70)	0:34.70 (0:11.55)	0:23.15 (0:11.31)	0:34.70				
Rank	TAB Horse/Jockey	Barrier	Top Speed [km/h]	Fastest Section					Distance Travelled [m]			
11	20 BANDIT Tahlia Fenlon	5	66.6 1000m	0:10.94 1200m	1:20.32 [11] (0:11.13)	1:09.19 [5] (0:10.94)	0:58.25 [7] (0:11.13)	0:47.12 [6] (0:11.45)	0:35.67 [5] (0:11.54)	0:24.13 [5] (0:11.55)	0:35.67	+12
12	14 MAGIC IN ME Jake Bayliss	4	68.9 1200m	0:10.66 1200m	1:20.61 [12] (0:10.89)	1:09.72 [1] (0:10.66)	0:59.06 [2] (0:11.23)	0:47.83 [2] (0:11.59)	0:36.24 [2] (0:11.71)	0:24.53 [3] (0:11.78)	0:36.24	+1

Scratched: Ivan's Hero (#10), Sir Artie (#8), Zuma California (#9), Safework (#4), Bullion Boy (#12), Better Be Nordy (#16), Beebee Dazzler (#17), Set To Shine (#15)

[ ] Ranking at each section and finish  
 -:-:-:- No data available at this section  
 NA No data available

SCN Saddle cloth number  
 DNF Did not finish  
 DNT Did not track



# Doomben QLD Professional

## Race 8: PRODIGY PLUS BENCHMARK 78 Handicap - 1350m

31 August 2024 - 16:02



BRISBANE  
RACING CLUB

Track Rating: Good 4, Weather: Fine, Rail Position: +5m Entire

Section							200m			Last 600m
Field Times							0:11.84			0:34.70
							(0:11.84)			
Rank	TAB	Horse/Jockey	Barrier	Top Speed [km/h]	Fastest Section	Margin			Distance Travelled [m]	
1	7	<b>BLAKMAX</b> Emily Lang	17	69.4 1200m	0:10.56 1200m	0:11.84 [1] (0:11.84)	1:18.99		0:34.70	
2	19	<b>QUOTHQUAN</b> Angela Jones	3	67.9 1200m	0:10.80 1200m	0:11.61 [3] (0:11.61)	0.47L		0:34.13 +5	
3	13	<b>KADALL</b> Jag Guthmann-Chester	1	68.0 1200m	0:10.72 1200m	0:11.84 [2] (0:11.84)	0.63L		0:34.64 -4	
4	5	<b>SHA OF GOMER</b> Bailey Wheeler	18	67.3 1200m	0:10.94 1200m	0:11.61 [5] (0:11.61)	1.38L		0:34.03 +5	
5	11	<b>IVERSON</b> Noel Callow	9	66.6 1000m	0:11.13 400m	0:11.36 [11] (0:11.36)	1.65L		0:33.84 +3	
6	2	<b>MASTER SHOWMAN</b> Cody Collis	11	67.9 1200m	0:10.75 1200m	0:11.81 [4] (0:11.81)	1.86L		0:34.73 +2	
7	6	<b>TUHINGA</b> Georgina Cartwright	2	67.7 1200m	0:10.86 1200m	0:11.83 [6] (0:11.83)	2.91L		0:34.73 -4	
8	3	<b>PATTON</b> Justin Huxtable	8	66.9 1200m	0:10.87 1200m	0:11.78 [7] (0:11.78)	3.02L		0:34.47 +0	
9	1	<b>KORUTO</b> Marnu Potgieter	10	67.4 1200m	0:10.88 1200m	0:11.72 [10] (0:11.72)	3.61L		0:34.15 +8	
10	18	<b>JUPITUS</b> Andrew Mallyon	6	67.1 1200m	0:10.98 1200m	0:11.91 [12] (0:11.91)	5.14L		0:34.56 +1	

Scratched: Ivan's Hero (#10), Sir Artie (#8), Zuma California (#9), Safework (#4), Bullion Boy (#12), Better Be Nordy (#16), Beebee Dazzler (#17), Set To Shine (#15)

[ ] Ranking at each section and finish  
-:--:- No data available at this section  
NA No data available

SCN Saddle cloth number  
DNF Did not finish  
DNT Did not track



# Doomben QLD Professional

## Race 8: PRODIGY PLUS BENCHMARK 78 Handicap - 1350m

31 August 2024 - 16:02



BRISBANE  
RACING CLUB

Track Rating: Good 4, Weather: Fine, Rail Position: +5m Entire

Section				200m				Last 600m		
Field Times				0:11.84 (0:11.84)				0:34.70		
Rank	TAB	Horse/Jockey	Barrier	Top Speed [km/h]	Fastest Section	Margin			Distance Travelled [m]	
11	20	<b>BANDIT</b>	5	66.6	0:10.94	0:12.58 [8]	7.84L		0:35.67	+12
		Tahlia Fenlon		1000m	1200m	(0:12.58)				
12	14	<b>MAGIC IN ME</b>	4	68.9	0:10.66	0:12.75 [9]	9.56L		0:36.24	+1
		Jake Bayliss		1200m	1200m	(0:12.75)				

Scratched: Ivan's Hero (#10), Sir Artie (#8), Zuma California (#9), Safework (#4), Bullion Boy (#12), Better Be Nurdy (#16), Beebee Dazzler (#17), Set To Shine (#15)

[ ] Ranking at each section and finish  
 -:-:-:- No data available at this section  
 NA No data available

SCN Saddle cloth number  
 DNF Did not finish  
 DNT Did not track



Horse/Jockey Name	Blakmax
Final Rank	1
Fastest Section Time (Section)	0:10.56 (1200m)
Top Speed [km/h] (Section)	69.4 (1200m)
Race State	Finished

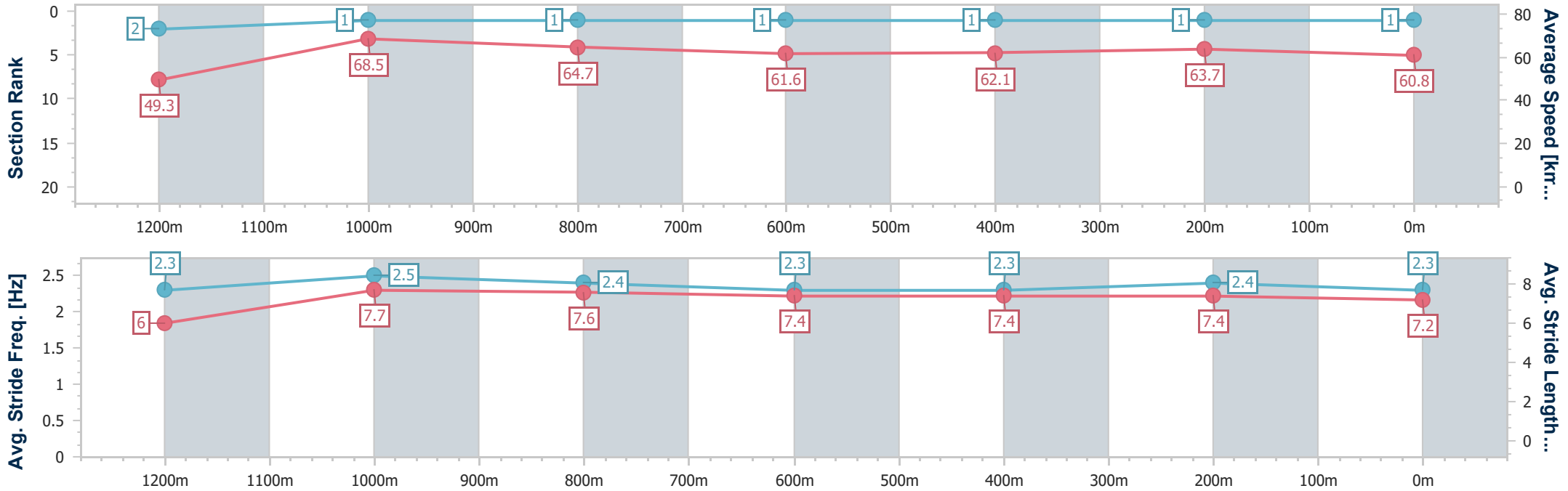


**Doomben QLD Professional**  
**Race 8: PRODIGY PLUS BENCHMARK 78 Handicap - 1350m**  
 31 August 2024 - 16:02  
 Track Rating: Good 4, Weather: Fine, Rail Position: +5m Entire



BRISBANE  
RACING CLUB

Section	Overall	1200m	1000m	800m	600m	400m	200m
Section Times	1:18.99 [1] (0:10.94)	1:08.05 [2] (0:10.56)	0:57.49 [1] (0:11.09)	0:46.40 [1] (0:11.70)	0:34.70 [1] (0:11.55)	0:23.15 [1] (0:11.31)	0:11.84 [1] (0:11.84)
Average Speed [km/h]	49.3	68.5	64.7	61.6	62.1	63.7	60.8
Top Speed [km/h]	67.3	69.4	66.3	63.3	63.3	65.0	63.5
Avg. Dist. to Rail [m]	10.2	3.1	0.7	0.5	0.6	1.4	1.0
Avg. Stride Freq. [Hz]	2.3	2.5	2.4	2.3	2.3	2.4	2.3
Avg. Stride Length [m]	6.0	7.7	7.6	7.4	7.4	7.4	7.2



- [ ] Ranking at each section and finish
- .-.- No data available at this section
- NA No data available



Horse/Jockey Name	Quothquan
Final Rank	2
Fastest Section Time (Section)	0:10.80 (1200m)
Top Speed [km/h] (Section)	67.9 (1200m)
Race State	Finished

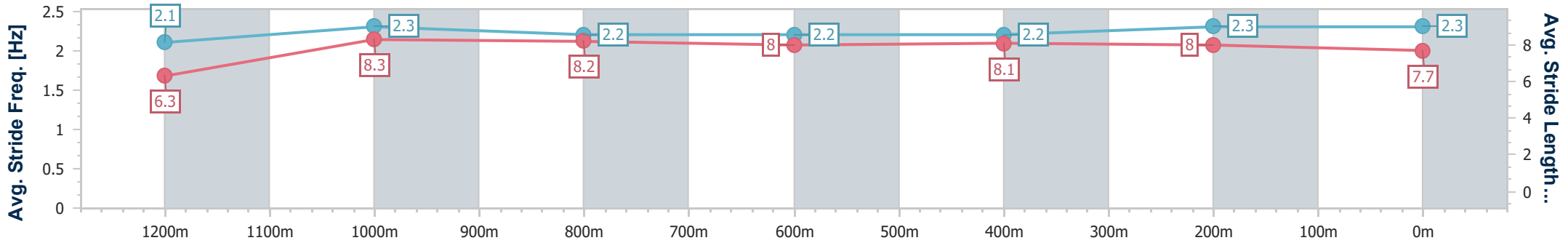
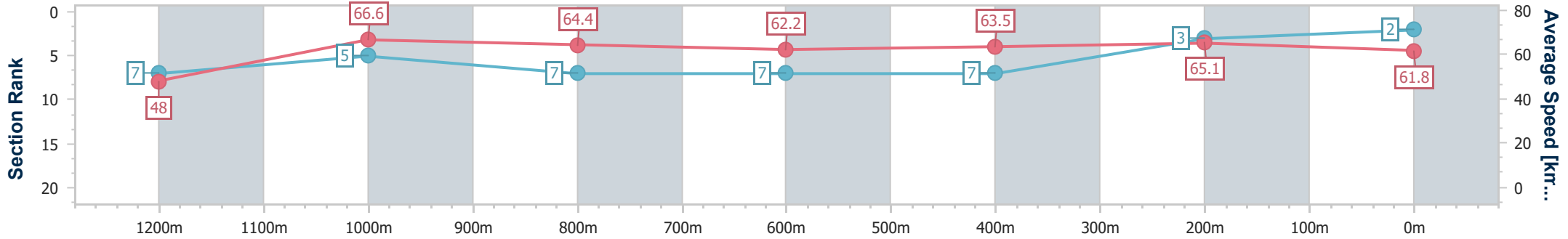


**Doomben QLD Professional**  
**Race 8: PRODIGY PLUS BENCHMARK 78 Handicap - 1350m**  
 31 August 2024 - 16:02  
 Track Rating: Good 4, Weather: Fine, Rail Position: +5m Entire



**BRISBANE**  
 RACING CLUB

Section	Overall	1200m	1000m	800m	600m	400m	200m
Section Times	1:19.07 [2] (0:11.22)	1:07.85 [7] (0:10.80)	0:57.05 [5] (0:11.27)	0:45.78 [7] (0:11.65)	0:34.13 [7] (0:11.38)	0:22.75 [7] (0:11.14)	0:11.61 [3] (0:11.61)
Average Speed [km/h]	48.0	66.6	64.4	62.2	63.5	65.1	61.8
Top Speed [km/h]	64.7	67.9	65.9	64.1	64.2	66.3	65.6
Avg. Dist. to Rail [m]	3.3	1.7	2.2	1.5	0.5	4.0	4.3
Avg. Stride Freq. [Hz]	2.1	2.3	2.2	2.2	2.2	2.3	2.3
Avg. Stride Length [m]	6.3	8.3	8.2	8.0	8.1	8.0	7.7



- [ ] Ranking at each section and finish
- .-.- No data available at this section
- NA No data available



Horse/Jockey Name	Kadall
Final Rank	3
Fastest Section Time (Section)	0:10.72 (1200m)
Top Speed [km/h] (Section)	68.0 (1200m)
Race State	Finished

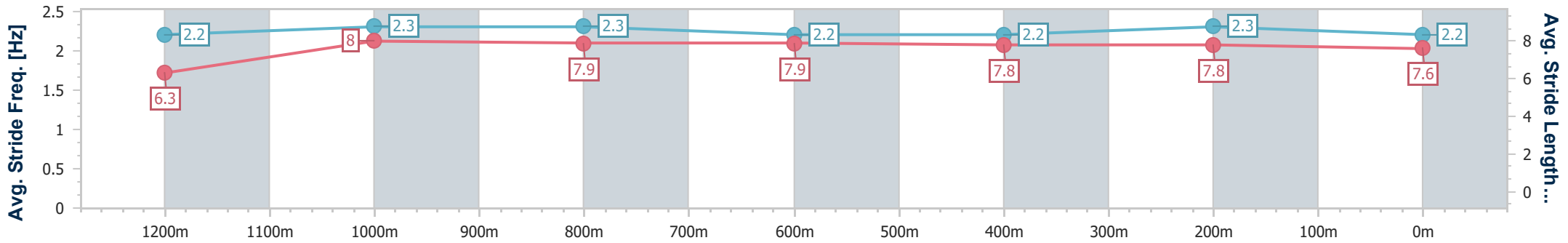
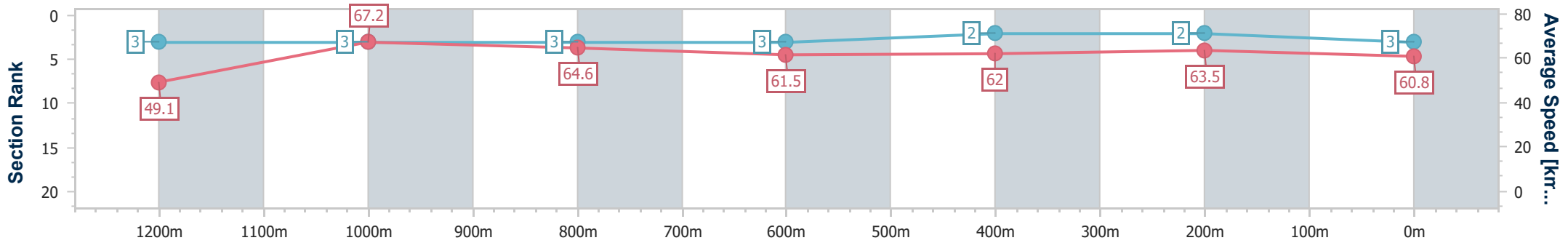


**Doomben QLD Professional**  
**Race 8: PRODIGY PLUS BENCHMARK 78 Handicap - 1350m**  
 31 August 2024 - 16:02  
 Track Rating: Good 4, Weather: Fine, Rail Position: +5m Entire



BRISBANE  
RACING CLUB

Section	Overall	1200m	1000m	800m	600m	400m	200m
Section Times	1:19.09 [3] (0:11.01)	1:08.08 [3] (0:10.72)	0:57.36 [3] (0:11.09)	0:46.27 [3] (0:11.63)	0:34.64 [3] (0:11.50)	0:23.14 [2] (0:11.30)	0:11.84 [2] (0:11.84)
Average Speed [km/h]	49.1	67.2	64.6	61.5	62.0	63.5	60.8
Top Speed [km/h]	65.6	68.0	66.6	62.5	62.9	64.9	63.2
Avg. Dist. to Rail [m]	0.8	0.9	1.4	1.4	1.6	1.0	0.8
Avg. Stride Freq. [Hz]	2.2	2.3	2.3	2.2	2.2	2.3	2.2
Avg. Stride Length [m]	6.3	8.0	7.9	7.9	7.8	7.8	7.6



- [ ] Ranking at each section and finish
- .-.- No data available at this section
- NA No data available



Horse/Jockey Name	Sha Of Gomer
Final Rank	4
Fastest Section Time (Section)	0:10.94 (1200m)
Top Speed [km/h] (Section)	67.3 (1200m)
Race State	Finished

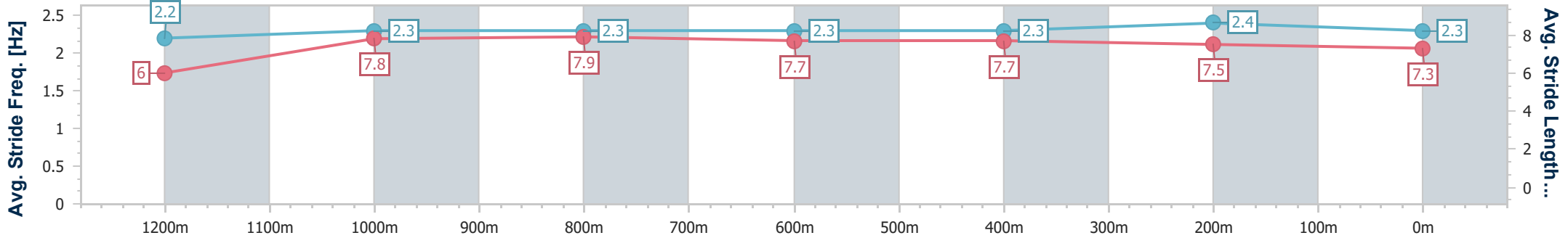
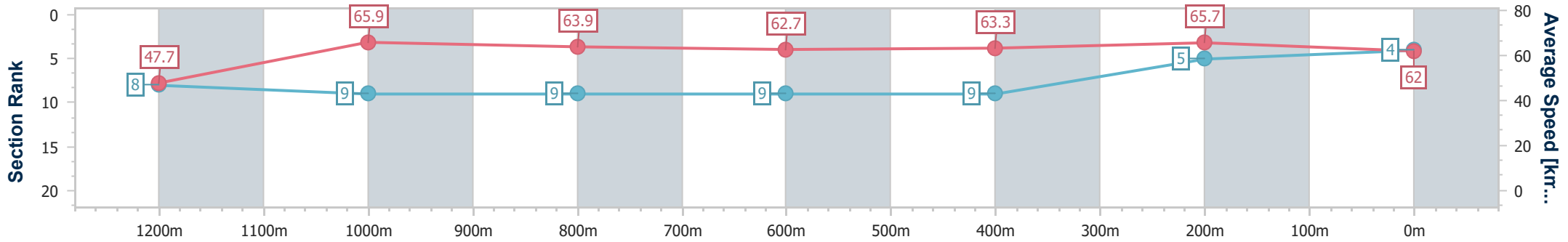


**Doomben QLD Professional**  
**Race 8: PRODIGY PLUS BENCHMARK 78 Handicap - 1350m**  
 31 August 2024 - 16:02  
 Track Rating: Good 4, Weather: Fine, Rail Position: +5m Entire



**BRISBANE**  
RACING CLUB

Section	Overall	1200m	1000m	800m	600m	400m	200m
Section Times	1:19.22 [4] (0:11.35)	1:07.87 [8] (0:10.94)	0:56.93 [9] (0:11.31)	0:45.62 [9] (0:11.59)	0:34.03 [9] (0:11.39)	0:22.64 [9] (0:11.03)	0:11.61 [5]
Average Speed [km/h]	47.7	65.9	63.9	62.7	63.3	65.7	62.0
Top Speed [km/h]	63.3	67.3	65.9	64.2	64.3	66.7	64.9
Avg. Dist. to Rail [m]	10.3	1.3	1.2	1.5	0.5	5.1	7.1
Avg. Stride Freq. [Hz]	2.2	2.3	2.3	2.3	2.3	2.4	2.3
Avg. Stride Length [m]	6.0	7.8	7.9	7.7	7.7	7.5	7.3



- [ ] Ranking at each section and finish
- .-.- No data available at this section
- NA No data available





Horse/Jockey Name	Iverson
Final Rank	5
Fastest Section Time (Section)	0:11.13 (400m)
Top Speed [km/h] (Section)	66.6 (1000m)
Race State	Finished

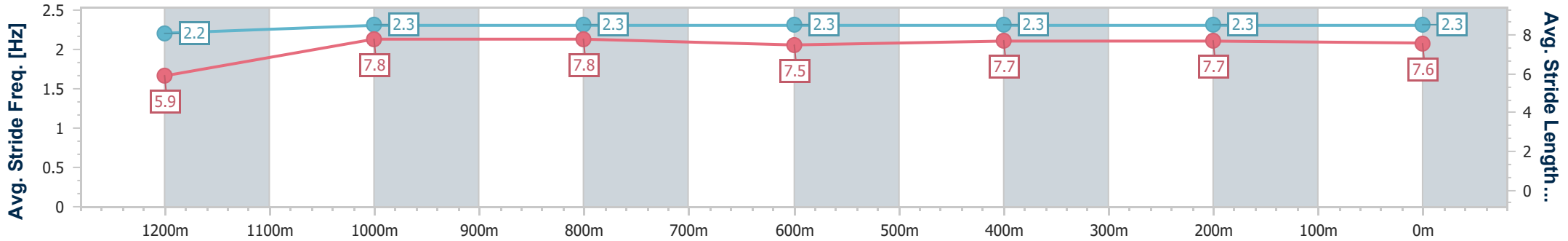
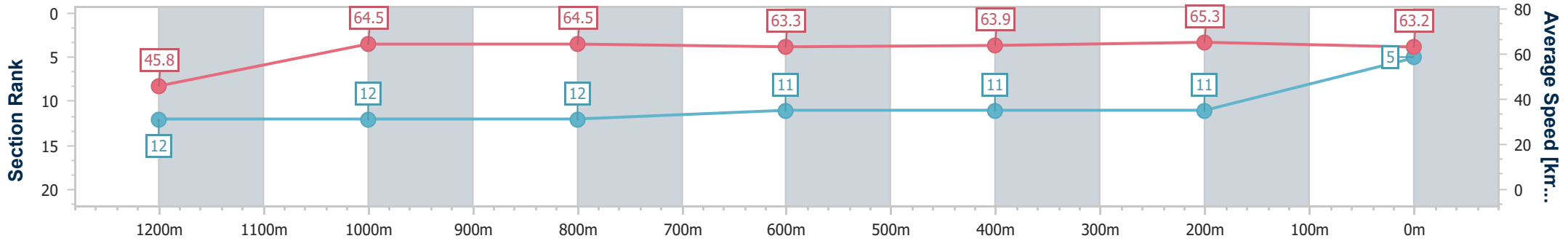


**Doomben QLD Professional**  
**Race 8: PRODIGY PLUS BENCHMARK 78 Handicap - 1350m**  
 31 August 2024 - 16:02  
 Track Rating: Good 4, Weather: Fine, Rail Position: +5m Entire



BRISBANE  
RACING CLUB

Section	Overall	1200m	1000m	800m	600m	400m	200m
Section Times	1:19.27 [5] (0:11.80)	1:07.47 [12] (0:11.18)	0:56.29 [12] (0:11.14)	0:45.15 [12] (0:11.31)	0:33.84 [11] (0:11.35)	0:22.49 [11] (0:11.13)	0:11.36 [11] (0:11.36)
Average Speed [km/h]	45.8	64.5	64.5	63.3	63.9	65.3	63.2
Top Speed [km/h]	62.2	66.3	66.6	64.2	65.3	66.4	65.1
Avg. Dist. to Rail [m]	6.2	0.4	0.2	0.7	1.0	4.6	5.3
Avg. Stride Freq. [Hz]	2.2	2.3	2.3	2.3	2.3	2.3	2.3
Avg. Stride Length [m]	5.9	7.8	7.8	7.5	7.7	7.7	7.6



- [ ] Ranking at each section and finish
- .-.- No data available at this section
- NA No data available



Horse/Jockey Name	Master Showman
Final Rank	6
Fastest Section Time (Section)	0:10.75 (1200m)
Top Speed [km/h] (Section)	67.9 (1200m)
Race State	Finished

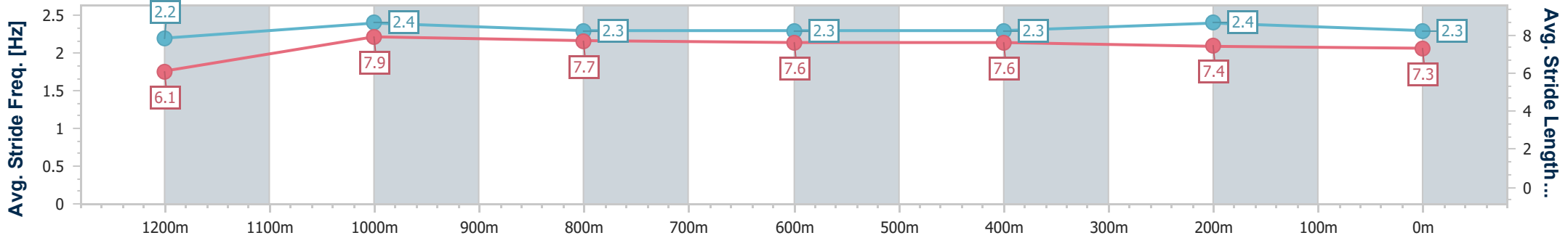
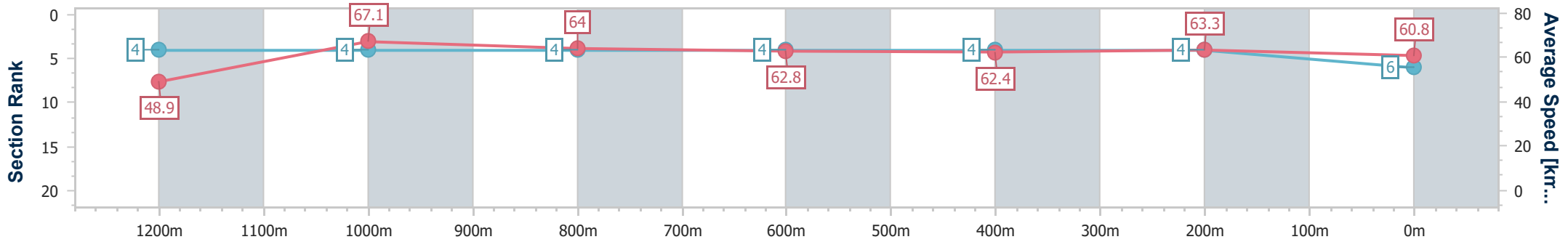


**Doomben QLD Professional**  
**Race 8: PRODIGY PLUS BENCHMARK 78 Handicap - 1350m**  
 31 August 2024 - 16:02  
 Track Rating: Good 4, Weather: Fine, Rail Position: +5m Entire



BRISBANE  
RACING CLUB

Section	Overall	1200m	1000m	800m	600m	400m	200m
Section Times	1:19.31 [6] (0:11.03)	1:08.28 [4] (0:10.75)	0:57.53 [4] (0:11.29)	0:46.24 [4] (0:11.51)	0:34.73 [4] (0:11.54)	0:23.19 [4] (0:11.38)	0:11.81 [4] (0:11.81)
Average Speed [km/h]	48.9	67.1	64.0	62.8	62.4	63.3	60.8
Top Speed [km/h]	65.6	67.9	65.3	63.8	63.5	64.4	63.1
Avg. Dist. to Rail [m]	8.9	2.7	1.0	0.4	0.4	1.0	1.7
Avg. Stride Freq. [Hz]	2.2	2.4	2.3	2.3	2.3	2.4	2.3
Avg. Stride Length [m]	6.1	7.9	7.7	7.6	7.6	7.4	7.3



- [ ] Ranking at each section and finish
- .-.-.- No data available at this section
- NA No data available



Horse/Jockey Name	Tuhinga
Final Rank	7
Fastest Section Time (Section)	0:10.86 (1200m)
Top Speed [km/h] (Section)	67.7 (1200m)
Race State	Finished

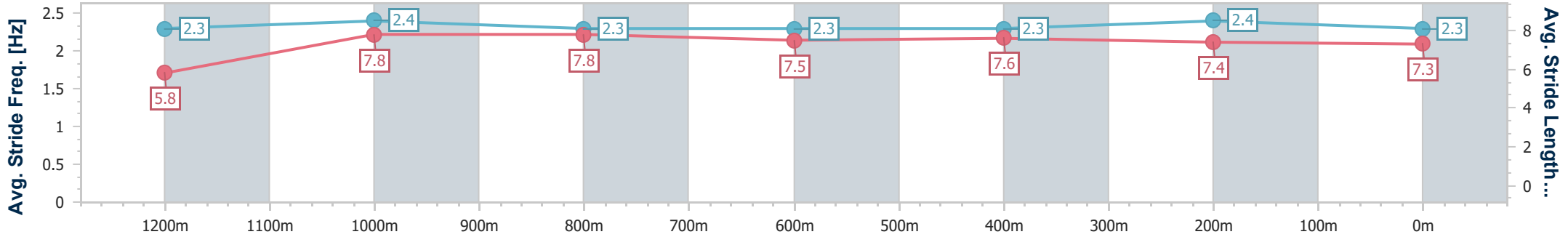
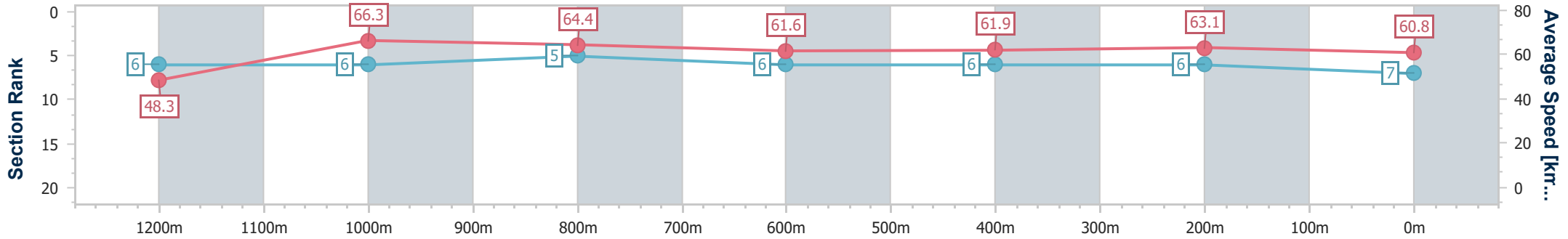


**Doomben QLD Professional**  
**Race 8: PRODIGY PLUS BENCHMARK 78 Handicap - 1350m**  
 31 August 2024 - 16:02  
 Track Rating: Good 4, Weather: Fine, Rail Position: +5m Entire



**BRISBANE**  
 RACING CLUB

Section	Overall	1200m	1000m	800m	600m	400m	200m
Section Times	1:19.48 [7] (0:11.19)	1:08.29 [6] (0:10.86)	0:57.43 [6] (0:11.14)	0:46.29 [5] (0:11.56)	0:34.73 [6] (0:11.53)	0:23.20 [6] (0:11.37)	0:11.83 [6] (0:11.83)
Average Speed [km/h]	48.3	66.3	64.4	61.6	61.9	63.1	60.8
Top Speed [km/h]	63.7	67.7	66.2	63.2	63.4	65.4	64.2
Avg. Dist. to Rail [m]	2.3	0.4	0.9	1.8	1.5	0.8	1.3
Avg. Stride Freq. [Hz]	2.3	2.4	2.3	2.3	2.3	2.4	2.3
Avg. Stride Length [m]	5.8	7.8	7.8	7.5	7.6	7.4	7.3



- [ ] Ranking at each section and finish
- .-.- No data available at this section
- NA No data available



Horse/Jockey Name	Patton
Final Rank	8
Fastest Section Time (Section)	0:10.87 (1200m)
Top Speed [km/h] (Section)	66.9 (1200m)
Race State	Finished

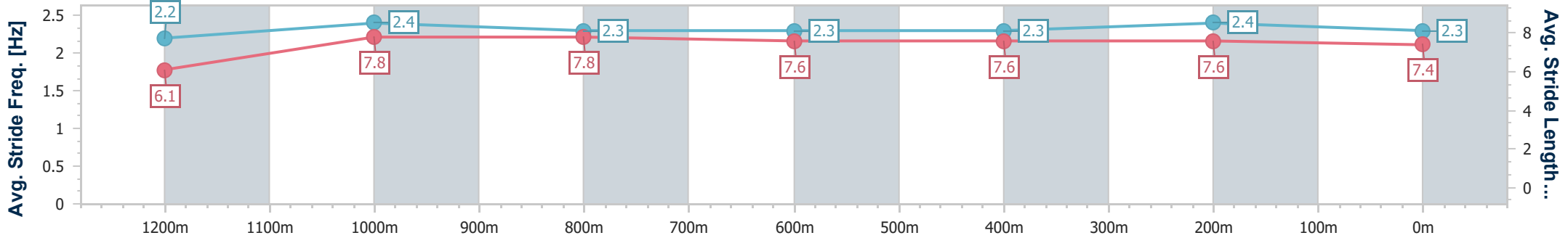
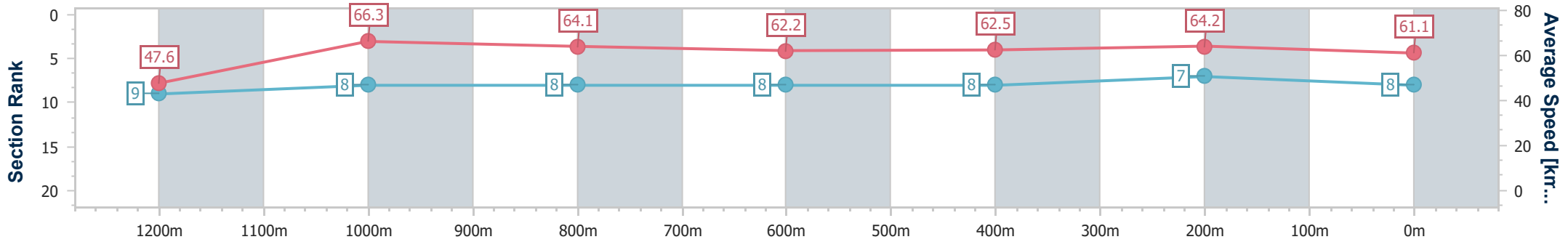


**Doomben QLD Professional**  
**Race 8: PRODIGY PLUS BENCHMARK 78 Handicap - 1350m**  
 31 August 2024 - 16:02  
 Track Rating: Good 4, Weather: Fine, Rail Position: +5m Entire



**BRISBANE**  
RACING CLUB

Section	Overall	1200m	1000m	800m	600m	400m	200m
Section Times	1:19.50 [8] (0:11.36)	1:08.14 [9] (0:10.87)	0:57.27 [8] (0:11.20)	0:46.07 [8] (0:11.60)	0:34.47 [8] (0:11.46)	0:23.01 [8] (0:11.23)	0:11.78 [7] (0:11.78)
Average Speed [km/h]	47.6	66.3	64.1	62.2	62.5	64.2	61.1
Top Speed [km/h]	65.2	66.9	65.6	63.7	63.9	65.2	64.8
Avg. Dist. to Rail [m]	5.3	0.3	0.3	0.3	0.5	0.4	0.7
Avg. Stride Freq. [Hz]	2.2	2.4	2.3	2.3	2.3	2.4	2.3
Avg. Stride Length [m]	6.1	7.8	7.8	7.6	7.6	7.6	7.4



- [ ] Ranking at each section and finish
- .-.- No data available at this section
- NA No data available



Horse/Jockey Name	Koruto
Final Rank	9
Fastest Section Time (Section)	0:10.88 (1200m)
Top Speed [km/h] (Section)	67.4 (1200m)
Race State	Finished

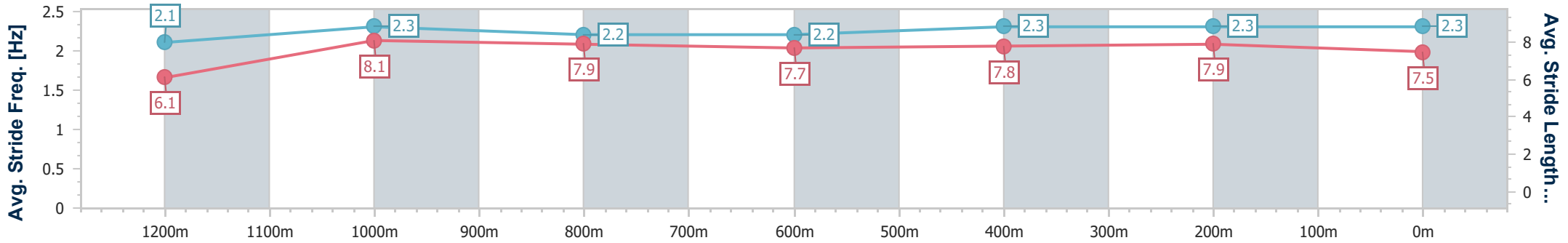
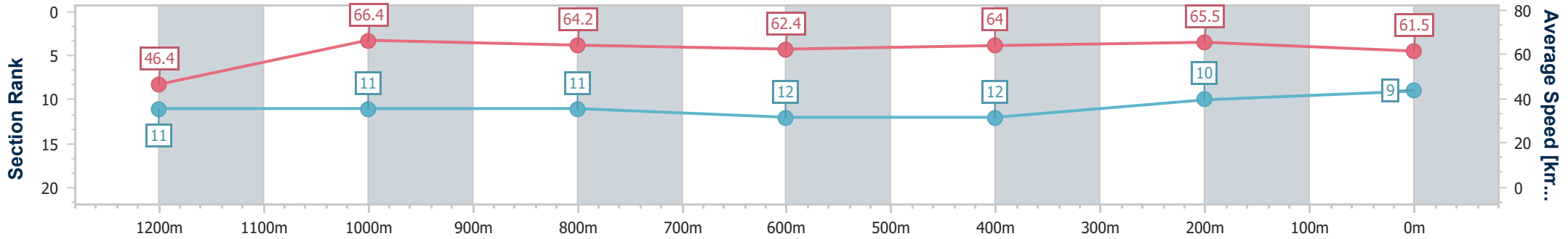


**Doomben QLD Professional**  
**Race 8: PRODIGY PLUS BENCHMARK 78 Handicap - 1350m**  
 31 August 2024 - 16:02  
 Track Rating: Good 4, Weather: Fine, Rail Position: +5m Entire



**BRISBANE**  
RACING CLUB

Section	Overall	1200m	1000m	800m	600m	400m	200m
Section Times	1:19.60 [9] (0:11.64)	1:07.96 [11] (0:10.88)	0:57.08 [11] (0:11.26)	0:45.82 [11] (0:11.67)	0:34.15 [12] (0:11.37)	0:22.78 [12] (0:11.06)	0:11.72 [10] (0:11.72)
Average Speed [km/h]	46.4	66.4	64.2	62.4	64.0	65.5	61.5
Top Speed [km/h]	63.7	67.4	66.1	63.9	65.7	66.8	65.2
Avg. Dist. to Rail [m]	7.1	1.4	1.8	2.2	2.0	5.9	6.2
Avg. Stride Freq. [Hz]	2.1	2.3	2.2	2.2	2.3	2.3	2.3
Avg. Stride Length [m]	6.1	8.1	7.9	7.7	7.8	7.9	7.5



- [ ] Ranking at each section and finish
- .-.- No data available at this section
- NA No data available



Horse/Jockey Name	Jupitus
Final Rank	10
Fastest Section Time (Section)	0:10.98 (1200m)
Top Speed [km/h] (Section)	67.1 (1200m)
Race State	Finished

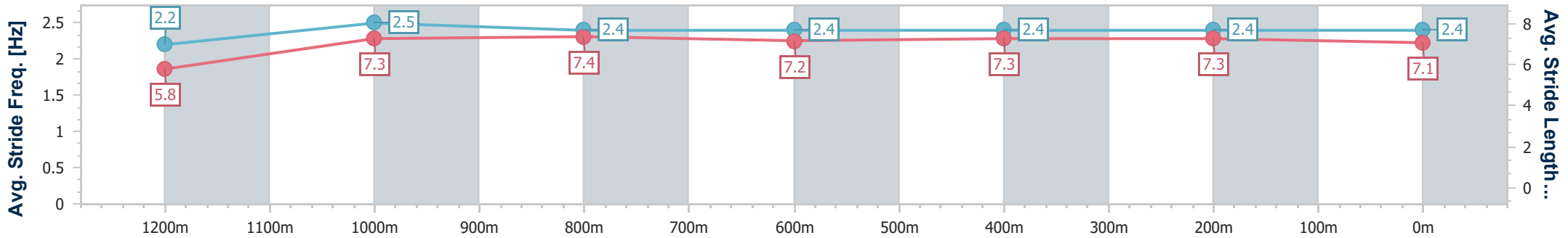
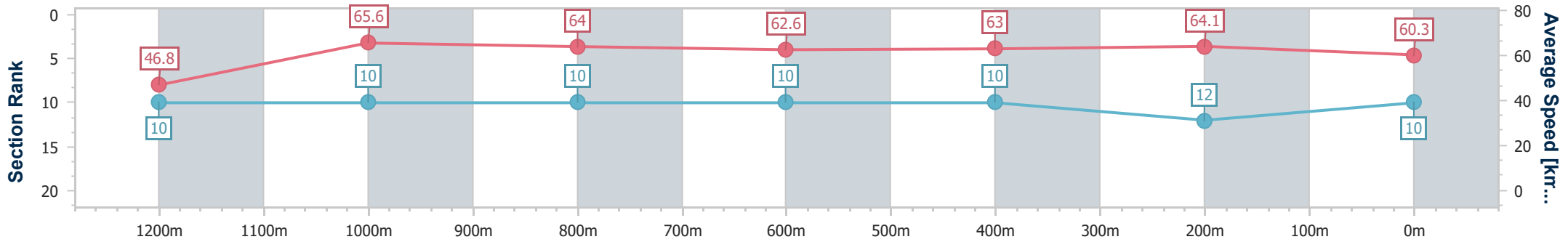


**Doomben QLD Professional**  
**Race 8: PRODIGY PLUS BENCHMARK 78 Handicap - 1350m**  
 31 August 2024 - 16:02  
 Track Rating: Good 4, Weather: Fine, Rail Position: +5m Entire



**BRISBANE**  
RACING CLUB

Section	Overall	1200m	1000m	800m	600m	400m	200m
Section Times	1:19.86 [10] (0:11.52)	1:08.34 [10] (0:10.98)	0:57.36 [10] (0:11.26)	0:46.10 [10] (0:11.54)	0:34.56 [10] (0:11.46)	0:23.10 [10] (0:11.19)	0:11.91 [12] (0:11.91)
Average Speed [km/h]	46.8	65.6	64.0	62.6	63.0	64.1	60.3
Top Speed [km/h]	63.5	67.1	66.6	64.6	64.5	65.4	63.1
Avg. Dist. to Rail [m]	4.7	0.3	0.6	0.6	0.3	1.6	0.9
Avg. Stride Freq. [Hz]	2.2	2.5	2.4	2.4	2.4	2.4	2.4
Avg. Stride Length [m]	5.8	7.3	7.4	7.2	7.3	7.3	7.1



- [ ] Ranking at each section and finish
- .-.- No data available at this section
- NA No data available



Horse/Jockey Name	Bandit
Final Rank	11
Fastest Section Time (Section)	0:10.94 (1200m)
Top Speed [km/h] (Section)	66.6 (1000m)
Race State	Finished

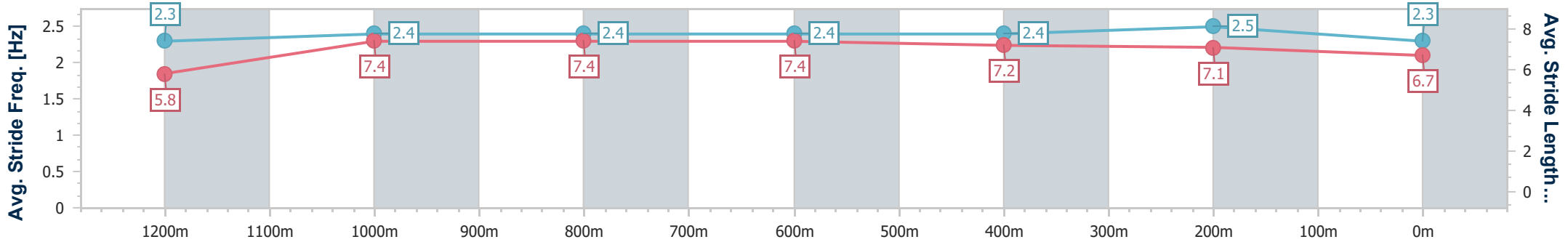
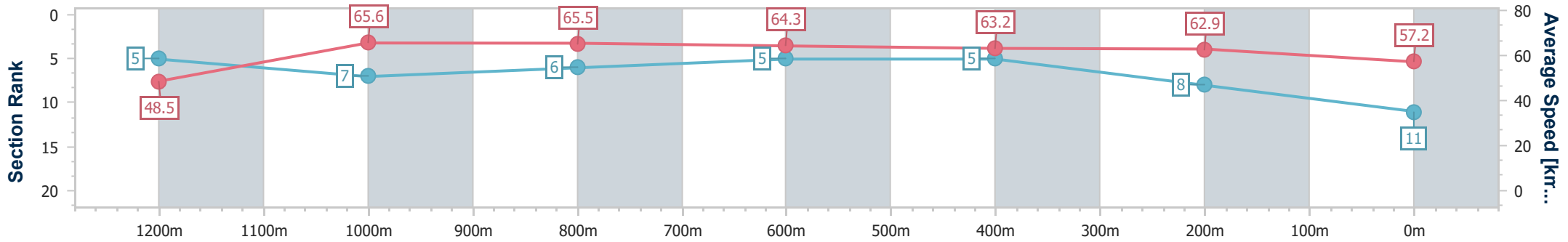


**Doomben QLD Professional**  
**Race 8: PRODIGY PLUS BENCHMARK 78 Handicap - 1350m**  
 31 August 2024 - 16:02  
 Track Rating: Good 4, Weather: Fine, Rail Position: +5m Entire



BRISBANE  
RACING CLUB

Section	Overall	1200m	1000m	800m	600m	400m	200m
Section Times	1:20.32 [11] (0:11.13)	1:09.19 [5] (0:10.94)	0:58.25 [7] (0:11.13)	0:47.12 [6] (0:11.45)	0:35.67 [5] (0:11.54)	0:24.13 [5] (0:11.55)	0:12.58 [8] (0:12.58)
Average Speed [km/h]	48.5	65.6	65.5	64.3	63.2	62.9	57.2
Top Speed [km/h]	64.0	66.5	66.6	65.1	64.4	64.0	62.3
Avg. Dist. to Rail [m]	3.6	2.5	3.3	4.5	2.0	6.4	6.0
Avg. Stride Freq. [Hz]	2.3	2.4	2.4	2.4	2.4	2.5	2.3
Avg. Stride Length [m]	5.8	7.4	7.4	7.4	7.2	7.1	6.7



- [ ] Ranking at each section and finish
- .-.- No data available at this section
- NA No data available



Horse/Jockey Name	Magic In Me
Final Rank	12
Fastest Section Time (Section)	0:10.66 (1200m)
Top Speed [km/h] (Section)	68.9 (1200m)
Race State	Finished

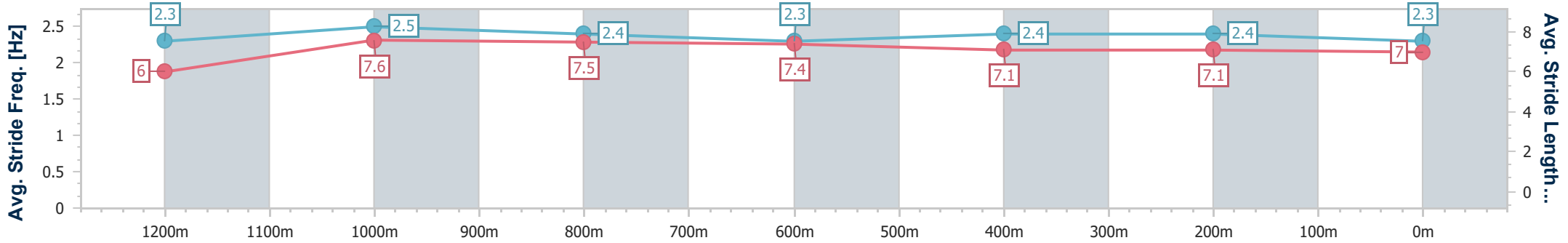
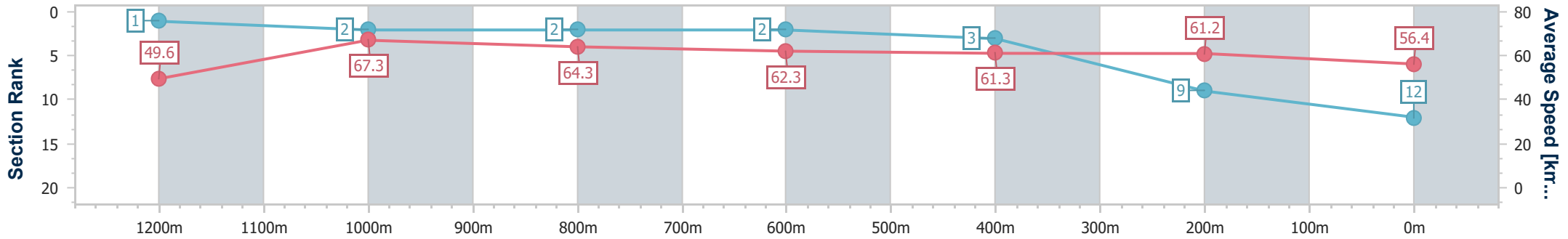


**Doomben QLD Professional**  
**Race 8: PRODIGY PLUS BENCHMARK 78 Handicap - 1350m**  
 31 August 2024 - 16:02  
 Track Rating: Good 4, Weather: Fine, Rail Position: +5m Entire



BRISBANE  
RACING CLUB

Section	Overall	1200m	1000m	800m	600m	400m	200m
Section Times	1:20.61 [12] (0:10.89)	1:09.72 [1] (0:10.66)	0:59.06 [2] (0:11.23)	0:47.83 [2] (0:11.59)	0:36.24 [2] (0:11.71)	0:24.53 [3] (0:11.78)	0:12.75 [9] (0:12.75)
Average Speed [km/h]	49.6	67.3	64.3	62.3	61.3	61.2	56.4
Top Speed [km/h]	66.4	68.9	65.7	63.3	63.3	62.5	60.3
Avg. Dist. to Rail [m]	3.9	1.6	0.9	0.2	0.5	0.8	1.9
Avg. Stride Freq. [Hz]	2.3	2.5	2.4	2.3	2.4	2.4	2.3
Avg. Stride Length [m]	6.0	7.6	7.5	7.4	7.1	7.1	7.0



- [ ] Ranking at each section and finish
- .-.- No data available at this section
- NA No data available