



Doomben QLD Professional
Race 7: QUEENSLAND CRICKET FOUNDATION BENCHMARK 70
Handicap - 1050m
31 August 2024 - 15:23



BRISBANE
RACING CLUB

Track Rating: Soft 5, Weather: Fine, Rail Position: +5m Entire

Section		Overall	1000m	800m	600m	400m	200m	Last 600m					
Field Times		1:00.11 (0:04.68)	0:55.43 (0:10.58)	0:44.85 (0:10.55)	0:34.30 (0:10.99)	0:23.31 (0:11.15)	0:12.16 (0:12.16)	0:34.30					
Rank	TAB Horse/Jockey	Barrier	Top Speed [km/h]	Fastest Section	Margin							Distance Travelled [m]	
1	15 MIDORI BEAUTY Andrew Mallyon	14	69.9 800m	0:05.27 Overall	1:00.11 [1] (0:05.27)	0:54.84 [10] (0:10.92)	0:43.92 [10] (0:10.53)	0:33.39 [10] (0:10.88)	0:22.51 [7] (0:10.77)	0:11.74 [4] (0:11.74)	1:00.11	0:33.39	
2	9 MARKWELL DREAMER Robbie Dolan	5	70.3 800m	0:05.09 Overall	1:00.22 [2] (0:05.09)	0:55.13 [9] (0:11.03)	0:44.10 [9] (0:10.51)	0:33.59 [8] (0:11.18)	0:22.41 [10] (0:10.80)	0:11.61 [8] (0:11.61)	0.63L	0:33.59	-6
3	14 SHE'S A ROGUE Tahlia Fenlon	2	70.4 1000m	0:04.82 Overall	1:00.35 [3] (0:04.82)	0:55.53 [3] (0:10.55)	0:44.98 [2] (0:10.66)	0:34.32 [2] (0:11.06)	0:23.26 [2] (0:11.09)	0:12.17 [2] (0:12.17)	1.42L	0:34.32	-4
4	16 FIND YOUR OWN Damien Thornton	11	71.3 1000m	0:04.68 Overall	1:00.39 [4] (0:04.68)	0:55.71 [2] (0:10.58)	0:45.13 [1] (0:10.55)	0:34.58 [1] (0:10.99)	0:23.59 [1] (0:11.15)	0:12.44 [1] (0:12.44)	1.65L	0:34.58	-3
5	10 PARTY SPIRIT Noel Callow	7	69.9 1000m	0:05.01 Overall	1:00.40 [5] (0:05.01)	0:55.39 [7] (0:10.88)	0:44.51 [8] (0:10.77)	0:33.74 [9] (0:11.01)	0:22.73 [9] (0:10.89)	0:11.84 [5] (0:11.84)	1.71L	0:33.74	+3
6	5 SHOT OF WHISKEY Boris Thornton	6	70.3 1000m	0:04.89 Overall	1:00.56 [6] (0:04.89)	0:55.67 [6] (0:10.89)	0:44.78 [6] (0:10.68)	0:34.10 [7] (0:11.15)	0:22.95 [8] (0:10.96)	0:11.99 [6] (0:11.99)	2.66L	0:34.10	-1
7	11 RUSTIC BOOM Bailey Wheeler	9	69.9 1000m	0:04.68 Overall	1:00.97 [7] (0:04.68)	0:56.29 [1] (0:10.73)	0:45.56 [3] (0:10.64)	0:34.92 [3] (0:11.20)	0:23.72 [3] (0:11.10)	0:12.62 [3] (0:12.62)	5.05L	0:34.92	+0
8	6 THE LUCKY ALIEN James Orman	18	70.4 800m	0:04.84 Overall	1:01.03 [8] (0:04.84)	0:56.19 [4] (0:10.78)	0:45.41 [5] (0:10.63)	0:34.78 [4] (0:11.20)	0:23.58 [4] (0:11.15)	0:12.43 [7] (0:12.43)	5.39L	0:34.78	+3
9	2 BEAU WITNESS Stacey Callow	13	71.1 800m	0:05.05 Overall	1:01.74 [9] (0:05.05)	0:56.69 [8] (0:10.73)	0:45.96 [7] (0:10.64)	0:35.32 [6] (0:11.09)	0:24.23 [5] (0:11.26)	0:12.97 [9] (0:12.97)	9.59L	0:35.32	+7
10	4 PHANTOM SPIRIT Justin Huxtable	1	70.1 800m	0:04.85 Overall	1:02.16 [10] (0:04.85)	0:57.31 [5] (0:10.76)	0:46.55 [4] (0:10.67)	0:35.88 [5] (0:11.24)	0:24.64 [6] (0:11.42)	0:13.22 [10] (0:13.22)	12.05L	0:35.88	+0

Scratched: I Am Voodoo (#3), Remlaps Angel (#17), Platinum Lies (#18), Antonito (#19), Devastating (#1), Glorious Ruby (#8), Simbu (#7), Enterprise Lucia (#12), Global Empire (#13)

[] Ranking at each section and finish
 -:-:- No data available at this section
 NA No data available
 SCN Saddle cloth number
 DNF Did not finish
 DNT Did not track



Horse/Jockey Name	Midori Beauty
Final Rank	1
Fastest Section Time (Section)	0:05.27 (Overall)
Top Speed [km/h] (Section)	69.9 (800m)
Race State	Finished

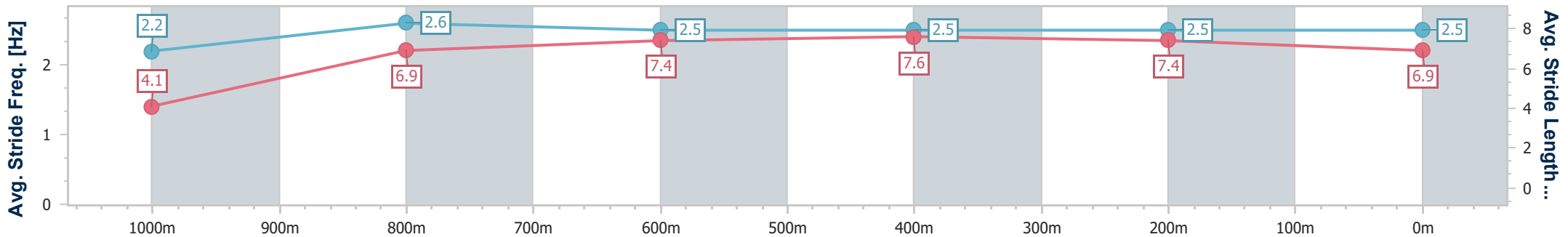
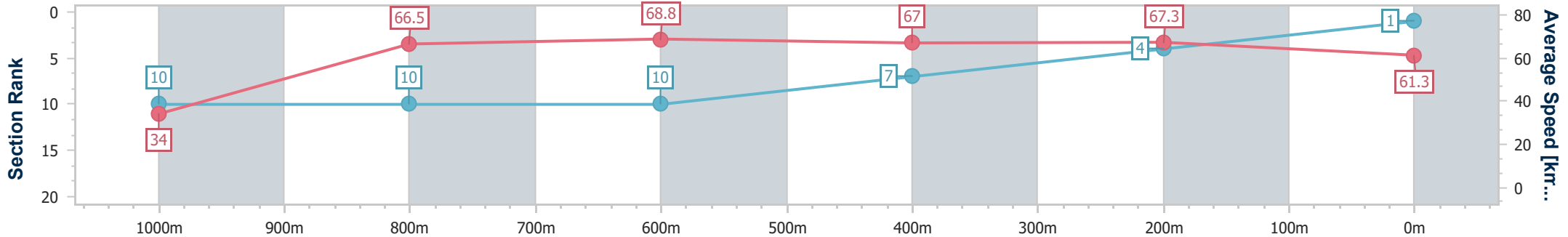


Doomben QLD Professional
Race 7: QUEENSLAND CRICKET FOUNDATION BENCHMARK
70 Handicap - 1050m
31 August 2024 - 15:23
Track Rating: Soft 5, Weather: Fine, Rail Position: +5m Entire



BRISBANE
RACING CLUB

Section	Overall	1000m	800m	600m	400m	200m
Section Times	1:00.11 [1] (0:05.27)	0:54.84 [10] (0:10.92)	0:43.92 [10] (0:10.53)	0:33.39 [10] (0:10.88)	0:22.51 [7] (0:10.77)	0:11.74 [4] (0:11.74)
Average Speed [km/h]	34.0	66.5	68.8	67.0	67.3	61.3
Top Speed [km/h]	55.9	69.7	69.9	69.3	68.2	66.3
Avg. Dist. to Rail [m]	7.8	2.4	1.9	2.1	2.5	2.0
Avg. Stride Freq. [Hz]	2.2	2.6	2.5	2.5	2.5	2.5
Avg. Stride Length [m]	4.1	6.9	7.4	7.6	7.4	6.9



- [] Ranking at each section and finish
- .-.- No data available at this section
- NA No data available



Horse/Jockey Name	Markwell Dreamer
Final Rank	2
Fastest Section Time (Section)	0:05.09 (Overall)
Top Speed [km/h] (Section)	70.3 (800m)
Race State	Finished

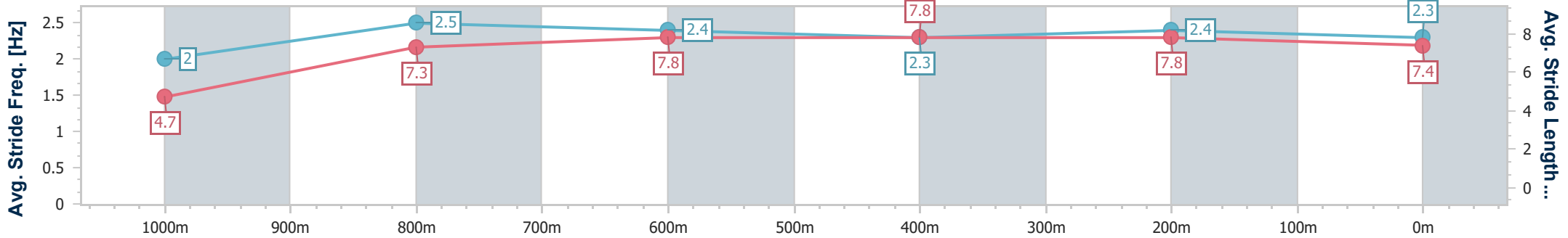
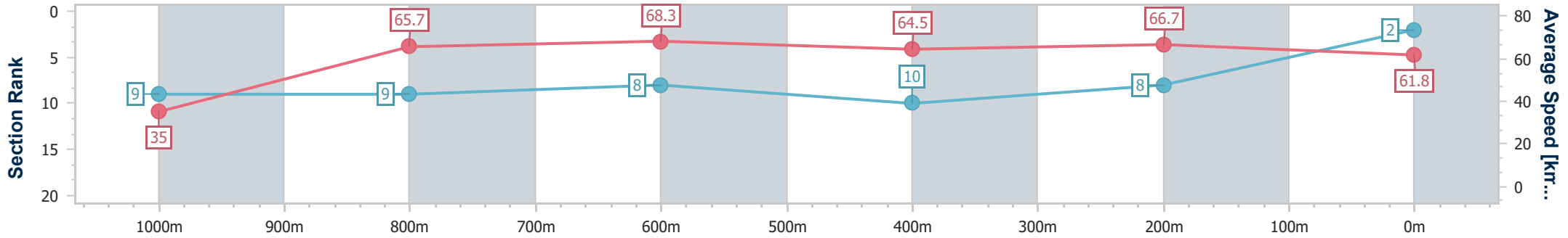


Doomben QLD Professional
Race 7: QUEENSLAND CRICKET FOUNDATION BENCHMARK
70 Handicap - 1050m
31 August 2024 - 15:23
Track Rating: Soft 5, Weather: Fine, Rail Position: +5m Entire



BRISBANE
RACING CLUB

Section	Overall	1000m	800m	600m	400m	200m
Section Times	1:00.22 [2] (0:05.09)	0:55.13 [9] (0:11.03)	0:44.10 [9] (0:10.51)	0:33.59 [8] (0:11.18)	0:22.41 [10] (0:10.80)	0:11.61 [8] (0:11.61)
Average Speed [km/h]	35.0	65.7	68.3	64.5	66.7	61.8
Top Speed [km/h]	57.9	69.1	70.3	67.2	67.9	66.8
Avg. Dist. to Rail [m]	2.9	1.2	0.4	0.6	0.7	0.7
Avg. Stride Freq. [Hz]	2.0	2.5	2.4	2.3	2.4	2.3
Avg. Stride Length [m]	4.7	7.3	7.8	7.8	7.8	7.4



- [] Ranking at each section and finish
- .-.- No data available at this section
- NA No data available



Horse/Jockey Name	She's A Rogue
Final Rank	3
Fastest Section Time (Section)	0:04.82 (Overall)
Top Speed [km/h] (Section)	70.4 (1000m)
Race State	Finished

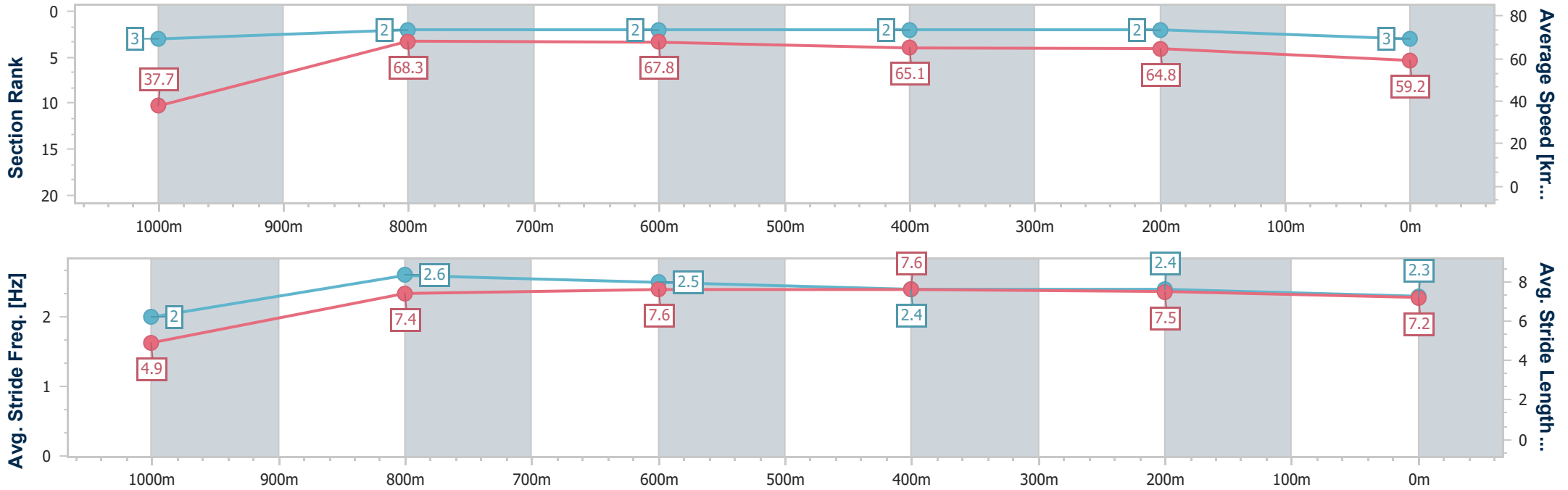


Doomben QLD Professional
Race 7: QUEENSLAND CRICKET FOUNDATION BENCHMARK
70 Handicap - 1050m
31 August 2024 - 15:23
Track Rating: Soft 5, Weather: Fine, Rail Position: +5m Entire



BRISBANE
RACING CLUB

Section	Overall	1000m	800m	600m	400m	200m
Section Times	1:00.35 [3] (0:04.82)	0:55.53 [3] (0:10.55)	0:44.98 [2] (0:10.66)	0:34.32 [2] (0:11.06)	0:23.26 [2] (0:11.09)	0:12.17 [2] (0:12.17)
Average Speed [km/h]	37.7	68.3	67.8	65.1	64.8	59.2
Top Speed [km/h]	58.6	70.4	70.2	67.9	65.7	62.7
Avg. Dist. to Rail [m]	1.6	0.8	0.7	0.9	0.6	1.7
Avg. Stride Freq. [Hz]	2.0	2.6	2.5	2.4	2.4	2.3
Avg. Stride Length [m]	4.9	7.4	7.6	7.6	7.5	7.2



- [] Ranking at each section and finish
- .-.- No data available at this section
- NA No data available



Horse/Jockey Name	Find Your Own
Final Rank	4
Fastest Section Time (Section)	0:04.68 (Overall)
Top Speed [km/h] (Section)	71.3 (1000m)
Race State	Finished

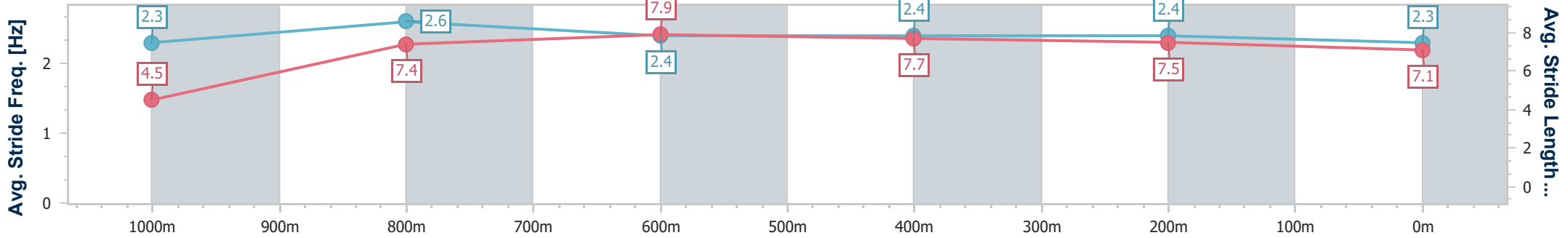
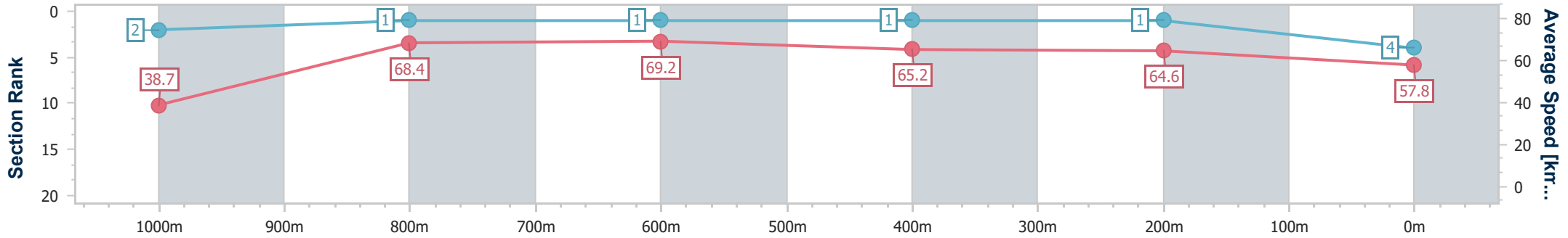


Doomben QLD Professional
Race 7: QUEENSLAND CRICKET FOUNDATION BENCHMARK
70 Handicap - 1050m
31 August 2024 - 15:23
Track Rating: Soft 5, Weather: Fine, Rail Position: +5m Entire



BRISBANE
RACING CLUB

Section	Overall	1000m	800m	600m	400m	200m
Section Times	1:00.39 [4] (0:04.68)	0:55.71 [2] (0:10.58)	0:45.13 [1] (0:10.55)	0:34.58 [1] (0:10.99)	0:23.59 [1] (0:11.15)	0:12.44 [1] (0:12.44)
Average Speed [km/h]	38.7	68.4	69.2	65.2	64.6	57.8
Top Speed [km/h]	59.0	71.3	71.2	67.8	65.5	62.2
Avg. Dist. to Rail [m]	6.0	3.2	2.6	0.7	1.4	2.2
Avg. Stride Freq. [Hz]	2.3	2.6	2.4	2.4	2.4	2.3
Avg. Stride Length [m]	4.5	7.4	7.9	7.7	7.5	7.1



- [] Ranking at each section and finish
- .-.- No data available at this section
- NA No data available



Horse/Jockey Name	Party Spirit
Final Rank	5
Fastest Section Time (Section)	0:05.01 (Overall)
Top Speed [km/h] (Section)	69.9 (1000m)
Race State	Finished

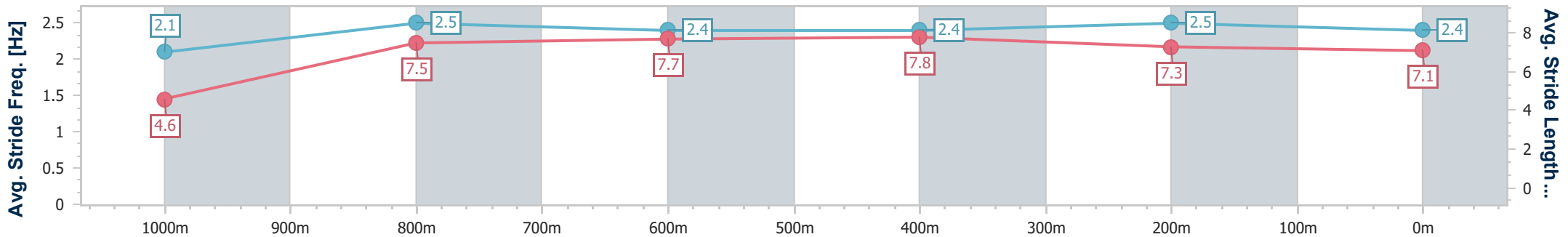
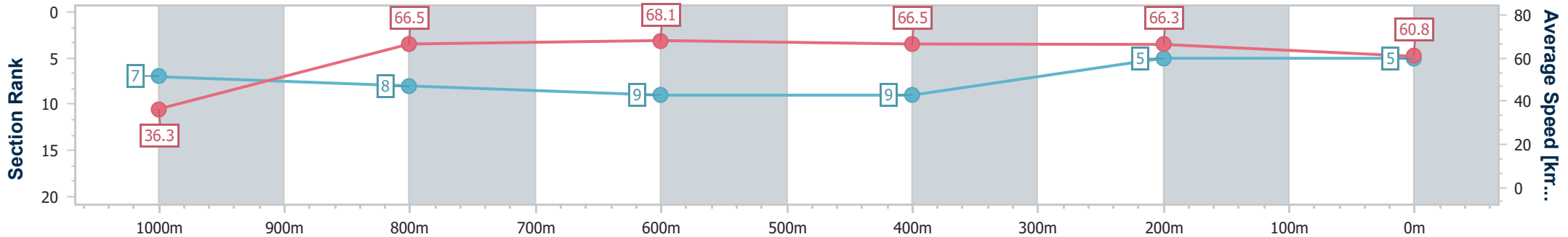


Doomben QLD Professional
Race 7: QUEENSLAND CRICKET FOUNDATION BENCHMARK
70 Handicap - 1050m
31 August 2024 - 15:23
Track Rating: Soft 5, Weather: Fine, Rail Position: +5m Entire



BRISBANE
RACING CLUB

Section	Overall	1000m	800m	600m	400m	200m
Section Times	1:00.40 [5] (0:05.01)	0:55.39 [7] (0:10.88)	0:44.51 [8] (0:10.77)	0:33.74 [9] (0:11.01)	0:22.73 [9] (0:10.89)	0:11.84 [5] (0:11.84)
Average Speed [km/h]	36.3	66.5	68.1	66.5	66.3	60.8
Top Speed [km/h]	56.5	69.9	69.6	68.2	68.1	65.9
Avg. Dist. to Rail [m]	4.0	2.3	3.5	2.7	5.8	7.9
Avg. Stride Freq. [Hz]	2.1	2.5	2.4	2.4	2.5	2.4
Avg. Stride Length [m]	4.6	7.5	7.7	7.8	7.3	7.1



- [] Ranking at each section and finish
- .-.- No data available at this section
- NA No data available



Horse/Jockey Name	Shot Of Whiskey
Final Rank	6
Fastest Section Time (Section)	0:04.89 (Overall)
Top Speed [km/h] (Section)	70.3 (1000m)
Race State	Finished

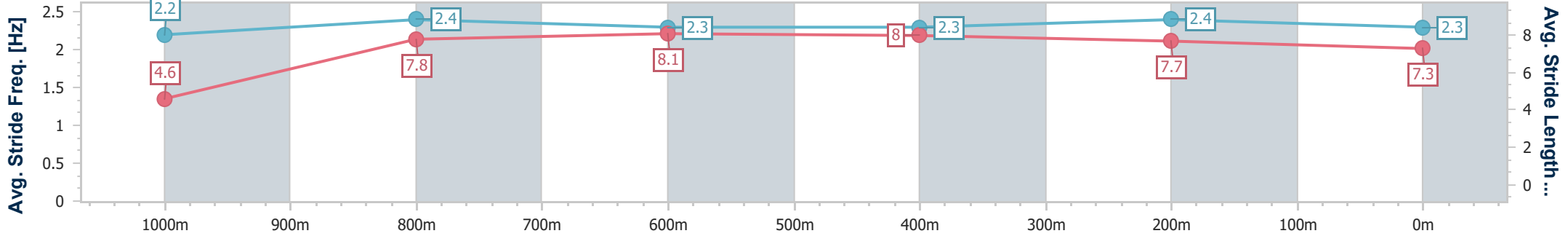
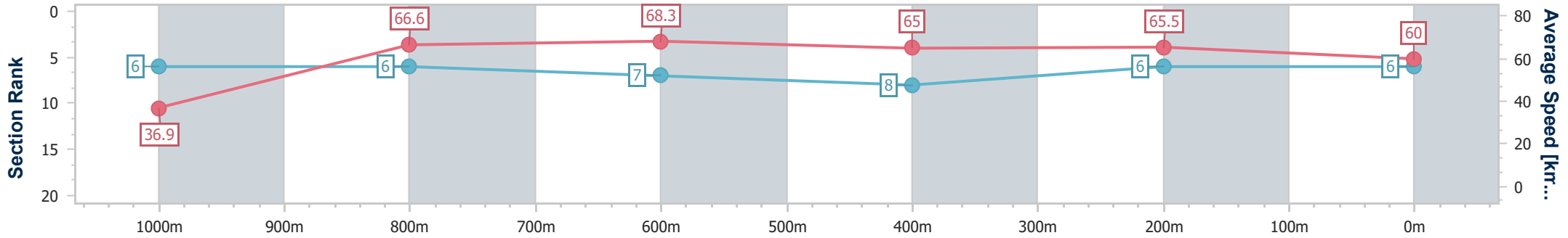


Doomben QLD Professional
Race 7: QUEENSLAND CRICKET FOUNDATION BENCHMARK
70 Handicap - 1050m
31 August 2024 - 15:23
Track Rating: Soft 5, Weather: Fine, Rail Position: +5m Entire



BRISBANE
RACING CLUB

Section	Overall	1000m	800m	600m	400m	200m
Section Times	1:00.56 [6] (0:04.89)	0:55.67 [6] (0:10.89)	0:44.78 [6] (0:10.68)	0:34.10 [7] (0:11.15)	0:22.95 [8] (0:10.96)	0:11.99 [6] (0:11.99)
Average Speed [km/h]	36.9	66.6	68.3	65.0	65.5	60.0
Top Speed [km/h]	56.9	70.3	70.3	67.3	66.5	64.7
Avg. Dist. to Rail [m]	3.5	2.1	2.6	1.6	0.8	1.7
Avg. Stride Freq. [Hz]	2.2	2.4	2.3	2.3	2.4	2.3
Avg. Stride Length [m]	4.6	7.8	8.1	8.0	7.7	7.3



- [] Ranking at each section and finish
- .-.- No data available at this section
- NA No data available



Horse/Jockey Name	Rustic Boom
Final Rank	7
Fastest Section Time (Section)	0:04.68 (Overall)
Top Speed [km/h] (Section)	69.9 (1000m)
Race State	Finished

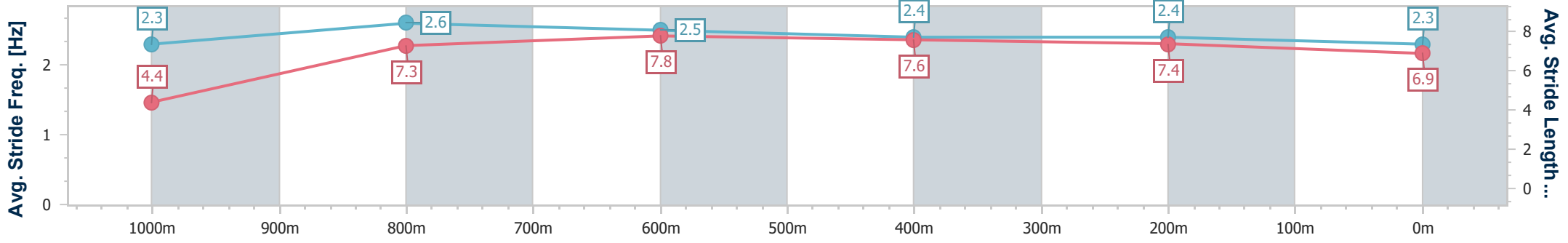
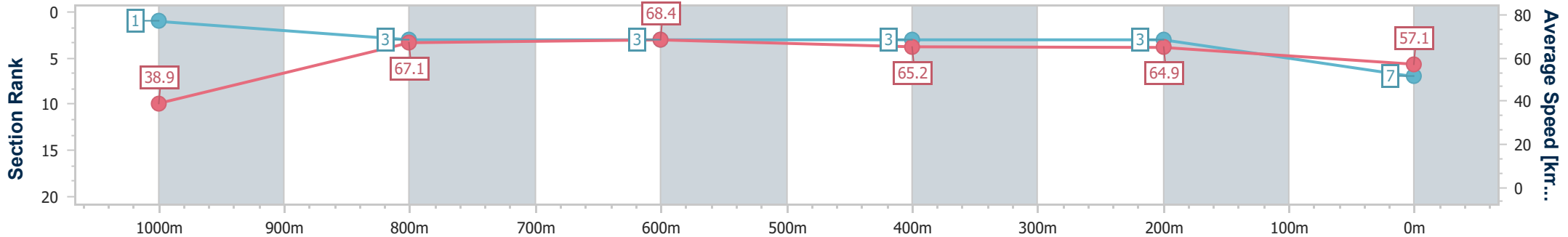


Doomben QLD Professional
Race 7: QUEENSLAND CRICKET FOUNDATION BENCHMARK
70 Handicap - 1050m
31 August 2024 - 15:23
Track Rating: Soft 5, Weather: Fine, Rail Position: +5m Entire



BRISBANE
RACING CLUB

Section	Overall	1000m	800m	600m	400m	200m
Section Times	1:00.97 [7] (0:04.68)	0:56.29 [1] (0:10.73)	0:45.56 [3] (0:10.64)	0:34.92 [3] (0:11.20)	0:23.72 [3] (0:11.10)	0:12.62 [3] (0:12.62)
Average Speed [km/h]	38.9	67.1	68.4	65.2	64.9	57.1
Top Speed [km/h]	58.3	69.9	69.3	67.3	67.1	62.2
Avg. Dist. to Rail [m]	4.2	1.6	2.2	2.5	1.1	0.9
Avg. Stride Freq. [Hz]	2.3	2.6	2.5	2.4	2.4	2.3
Avg. Stride Length [m]	4.4	7.3	7.8	7.6	7.4	6.9



- [] Ranking at each section and finish
- .-.- No data available at this section
- NA No data available



Horse/Jockey Name	The Lucky Alien
Final Rank	8
Fastest Section Time (Section)	0:04.84 (Overall)
Top Speed [km/h] (Section)	70.4 (800m)
Race State	Finished

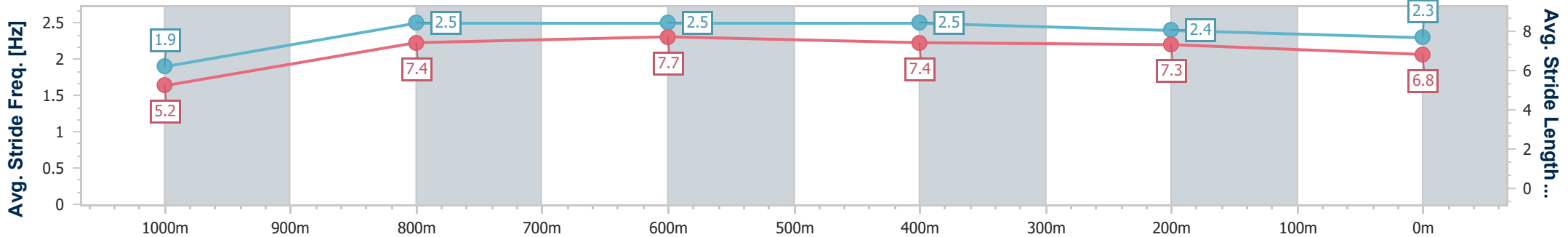
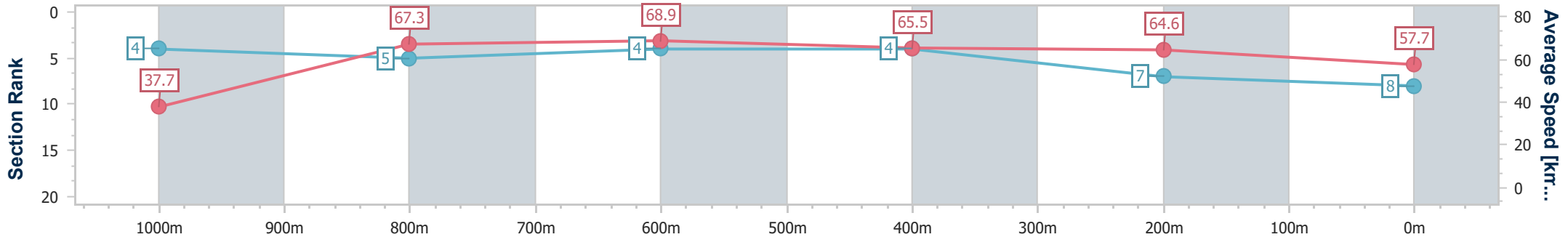


Doomben QLD Professional
Race 7: QUEENSLAND CRICKET FOUNDATION BENCHMARK
70 Handicap - 1050m
31 August 2024 - 15:23
Track Rating: Soft 5, Weather: Fine, Rail Position: +5m Entire



BRISBANE
RACING CLUB

Section	Overall	1000m	800m	600m	400m	200m
Section Times	1:01.03 [8] (0:04.84)	0:56.19 [4] (0:10.78)	0:45.41 [5] (0:10.63)	0:34.78 [4] (0:11.20)	0:23.58 [4] (0:11.15)	0:12.43 [7] (0:12.43)
Average Speed [km/h]	37.7	67.3	68.9	65.5	64.6	57.7
Top Speed [km/h]	58.5	70.2	70.4	67.8	65.5	62.1
Avg. Dist. to Rail [m]	8.3	4.1	3.6	2.9	1.4	3.4
Avg. Stride Freq. [Hz]	1.9	2.5	2.5	2.5	2.4	2.3
Avg. Stride Length [m]	5.2	7.4	7.7	7.4	7.3	6.8



- [] Ranking at each section and finish
- .-.- No data available at this section
- NA No data available



Horse/Jockey Name	Beau Witness
Final Rank	9
Fastest Section Time (Section)	0:05.05 (Overall)
Top Speed [km/h] (Section)	71.1 (800m)
Race State	Finished

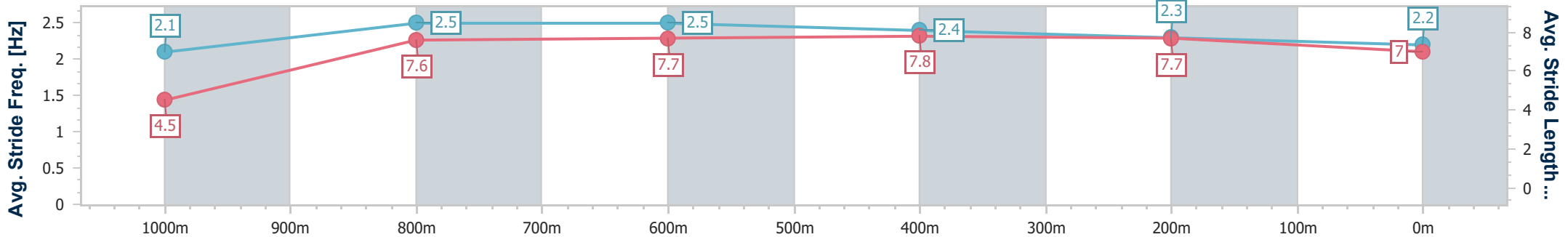
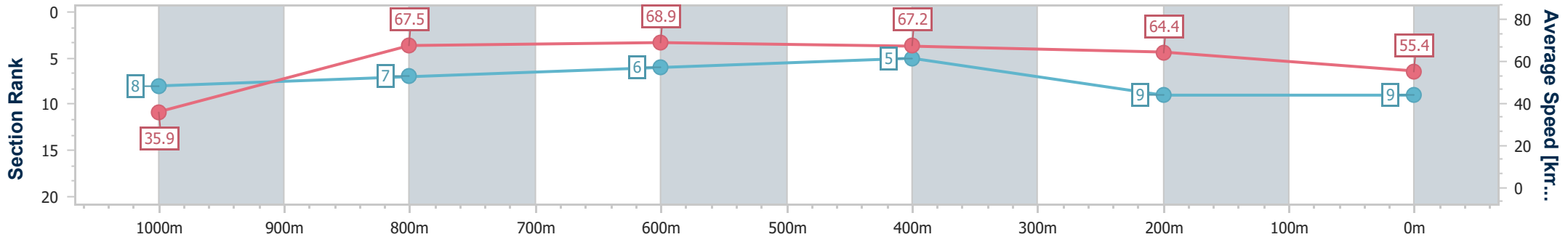


Doomben QLD Professional
Race 7: QUEENSLAND CRICKET FOUNDATION BENCHMARK
70 Handicap - 1050m
31 August 2024 - 15:23
Track Rating: Soft 5, Weather: Fine, Rail Position: +5m Entire



BRISBANE
RACING CLUB

Section	Overall	1000m	800m	600m	400m	200m
Section Times	1:01.74 [9] (0:05.05)	0:56.69 [8] (0:10.73)	0:45.96 [7] (0:10.64)	0:35.32 [6] (0:11.09)	0:24.23 [5] (0:11.26)	0:12.97 [9]
Average Speed [km/h]	35.9	67.5	68.9	67.2	64.4	55.4
Top Speed [km/h]	57.9	70.3	71.1	68.7	66.2	61.1
Avg. Dist. to Rail [m]	6.3	2.4	4.4	5.6	5.7	4.1
Avg. Stride Freq. [Hz]	2.1	2.5	2.5	2.4	2.3	2.2
Avg. Stride Length [m]	4.5	7.6	7.7	7.8	7.7	7.0



- [] Ranking at each section and finish
- .-.- No data available at this section
- NA No data available



Horse/Jockey Name	Phantom Spirit
Final Rank	10
Fastest Section Time (Section)	0:04.85 (Overall)
Top Speed [km/h] (Section)	70.1 (800m)
Race State	Finished

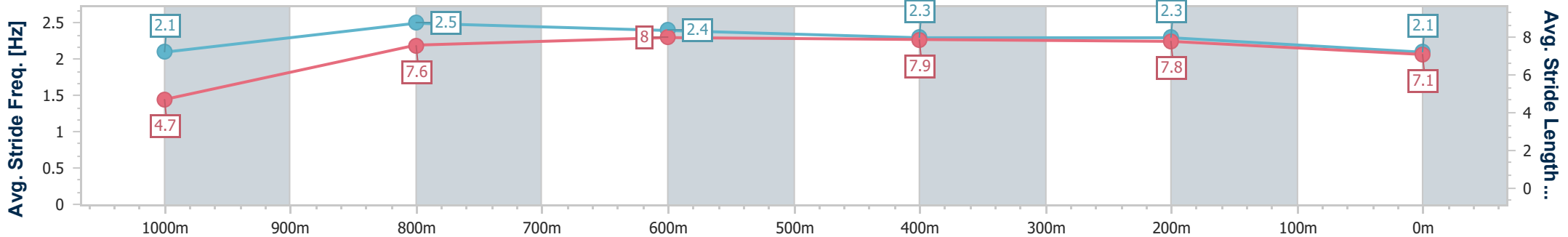
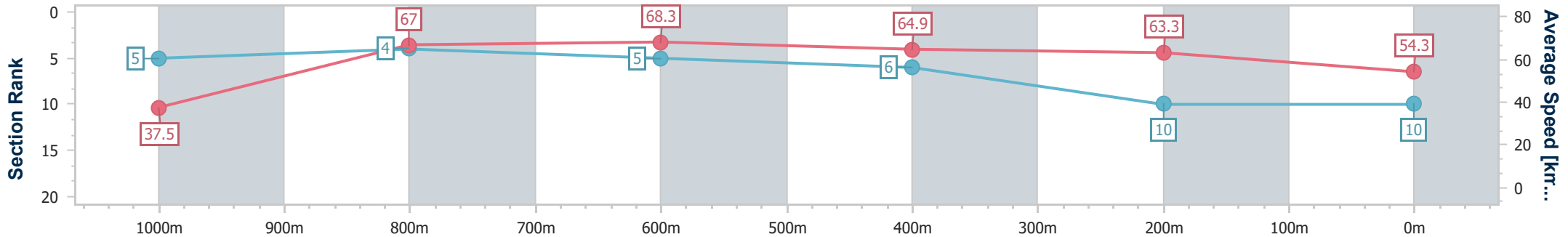


Doomben QLD Professional
Race 7: QUEENSLAND CRICKET FOUNDATION BENCHMARK
70 Handicap - 1050m
 31 August 2024 - 15:23
 Track Rating: Soft 5, Weather: Fine, Rail Position: +5m Entire



BRISBANE RACING CLUB

Section	Overall	1000m	800m	600m	400m	200m
Section Times	1:02.16 [10] (0:04.85)	0:57.31 [5] (0:10.76)	0:46.55 [4] (0:10.67)	0:35.88 [5] (0:11.24)	0:24.64 [6] (0:11.42)	0:13.22 [10] (0:13.22)
Average Speed [km/h]	37.5	67.0	68.3	64.9	63.3	54.3
Top Speed [km/h]	59.2	69.3	70.1	67.0	65.3	60.5
Avg. Dist. to Rail [m]	0.6	0.4	2.6	2.7	0.2	0.7
Avg. Stride Freq. [Hz]	2.1	2.5	2.4	2.3	2.3	2.1
Avg. Stride Length [m]	4.7	7.6	8.0	7.9	7.8	7.1



- [] Ranking at each section and finish
- .-.- No data available at this section
- NA No data available