



Doomben QLD Professional

Race 4: TACTIC Fillies and Mares No Metro Wins Handicap - 1200m

31 August 2024 - 13:40



BRISBANE
RACING CLUB

Track Rating: Soft 5, Weather: Fine, Rail Position: +5m Entire

Section		Field Times											Last 600m					
Overall		1000m	800m	600m	400m	200m						0:33.81						
1:09.43 (0:13.33)		0:56.10 (0:10.85)	0:45.25 (0:11.44)	0:33.81 (0:11.15)	0:22.66 (0:11.02)	0:11.64 (0:11.64)												
Rank	TAB	Horse/Jockey	Barrier	Top Speed [km/h]	Fastest Section												Margin	Distance Travelled [m]
1	12	HERMANITA	12	69.0	0:10.85	1:09.43 [1]	0:56.10 [1]	0:45.25 [1]	0:33.81 [1]	0:22.66 [1]	0:11.64 [1]	1:09.43	0:33.81					
		Tahlia Fenlon		1000m	1000m	(0:13.33)	(0:10.85)	(0:11.44)	(0:11.15)	(0:11.02)	(0:11.64)							
2	6	SCUD	1	69.2	0:10.66	1:09.47 [2]	0:55.91 [4]	0:44.81 [3]	0:33.48 [3]	0:22.34 [3]	0:11.68 [2]	0.25L	0:33.48	+4				
		Andrew Mallyon		400m	400m	(0:13.56)	(0:11.10)	(0:11.33)	(0:11.14)	(0:10.66)	(0:11.68)							
3	5	TIJUANA TWO STEP	8	68.9	0:10.67	1:09.77 [3]	0:55.75 [8]	0:44.64 [8]	0:33.37 [7]	0:22.28 [5]	0:11.61 [4]	2.05L	0:33.37	+2				
		Melea Castle		400m	400m	(0:14.02)	(0:11.11)	(0:11.27)	(0:11.09)	(0:10.67)	(0:11.61)							
4	4	LAYDOWNLILY	3	67.8	0:10.90	1:09.78 [4]	0:56.30 [3]	0:45.10 [4]	0:33.64 [4]	0:22.43 [4]	0:11.53 [5]	2.07L	0:33.64	+4				
		Tiffani Brooker		600m	400m	(0:13.48)	(0:11.20)	(0:11.46)	(0:11.21)	(0:10.90)	(0:11.53)							
5	9	FIGMENT	7	68.7	0:10.93	1:09.83 [5]	0:56.42 [2]	0:45.49 [2]	0:34.05 [2]	0:22.85 [2]	0:11.83 [3]	2.39L	0:34.05	+7				
		Emily Lang		1000m	1000m	(0:13.41)	(0:10.93)	(0:11.44)	(0:11.20)	(0:11.02)	(0:11.83)							
6	3	ENTERPRISE LUCIA	6	68.3	0:10.73	1:10.09 [6]	0:56.28 [6]	0:45.03 [7]	0:33.52 [8]	0:22.34 [7]	0:11.61 [7]	3.93L	0:33.52	+7				
		Cody Collis		400m	400m	(0:13.81)	(0:11.25)	(0:11.51)	(0:11.18)	(0:10.73)	(0:11.61)							
7	2	TRANQUIL BAY	5	68.6	0:10.85	1:10.09 [7]	0:56.24 [7]	0:45.33 [5]	0:33.80 [5]	0:22.57 [6]	0:11.72 [6]	3.94L	0:33.80	+16				
		Noel Callow		400m	400m	(0:13.85)	(0:10.91)	(0:11.53)	(0:11.23)	(0:10.85)	(0:11.72)							
8	11	JUKEBOX GLOW	9	68.3	0:10.77	1:10.19 [8]	0:55.95 [9]	0:44.82 [9]	0:33.47 [9]	0:22.39 [9]	0:11.62 [8]	4.48L	0:33.47	+8				
		Nikita Beriman		400m	400m	(0:14.24)	(0:11.13)	(0:11.35)	(0:11.08)	(0:10.77)	(0:11.62)							
9	7	DISCERNING	11	68.8	0:10.58	1:10.36 [9]	0:55.79 [12]	0:44.61 [12]	0:33.00 [12]	0:21.77 [12]	0:11.19 [12]	5.53L	0:33.00	+5				
		Angela Jones		400m	400m	(0:14.57)	(0:11.18)	(0:11.61)	(0:11.23)	(0:10.58)	(0:11.19)							
10	10	INTRECCIATO	10	67.1	0:10.86	1:10.47 [10]	0:56.10 [11]	0:44.86 [11]	0:33.43 [11]	0:22.41 [10]	0:11.55 [10]	6.15L	0:33.43	+6				
		Karl Zechner		400m	400m	(0:14.37)	(0:11.24)	(0:11.43)	(0:11.02)	(0:10.86)	(0:11.55)							

[] Ranking at each section and finish
 -:-:- No data available at this section
 NA No data available

SCN Saddle cloth number
 DNF Did not finish
 DNT Did not track



Doomben QLD Professional

Race 4: TACTIC Fillies and Mares No Metro Wins Handicap - 1200m

31 August 2024 - 13:40



BRISBANE
RACING CLUB

Track Rating: Soft 5, Weather: Fine, Rail Position: +5m Entire

Section		Overall	1000m	800m	600m	400m	200m	Last 600m					
Field Times		1:09.43 (0:13.33)	0:56.10 (0:10.85)	0:45.25 (0:11.44)	0:33.81 (0:11.15)	0:22.66 (0:11.02)	0:11.64 (0:11.64)	0:33.81					
Rank	TAB Horse/Jockey	Barrier	Top Speed [km/h]	Fastest Section	Margin							Distance Travelled [m]	
11	1 BONCASSIE Courtney Bellamy	4	67.4 1000m	0:11.03 400m	1:10.81 [11] (0:13.72)	0:57.09 [5] (0:11.24)	0:45.85 [6] (0:11.43)	0:34.42 [6] (0:11.40)	0:23.02 [8] (0:11.03)	0:11.99 [9] (0:11.99)	8.17L	0:34.42	+10
12	8 DUCHESS BREE Taylor Marshall	2	68.1 400m	0:10.87 400m	1:11.43 [12] (0:14.30)	0:57.13 [10] (0:11.18)	0:45.95 [10] (0:11.50)	0:34.45 [10] (0:11.21)	0:23.24 [11] (0:10.87)	0:12.37 [11] (0:12.37)	11.77L	0:34.45	+2

[] Ranking at each section and finish
 -:-:-:- No data available at this section
 NA No data available

SCN Saddle cloth number
 DNF Did not finish
 DNT Did not track



Horse/Jockey Name	Hermanita
Final Rank	1
Fastest Section Time (Section)	0:10.85 (1000m)
Top Speed [km/h] (Section)	69.0 (1000m)
Race State	Finished



Doomben QLD Professional
Race 4: TACTIC Fillies and Mares No Metro Wins Handicap - 1200m

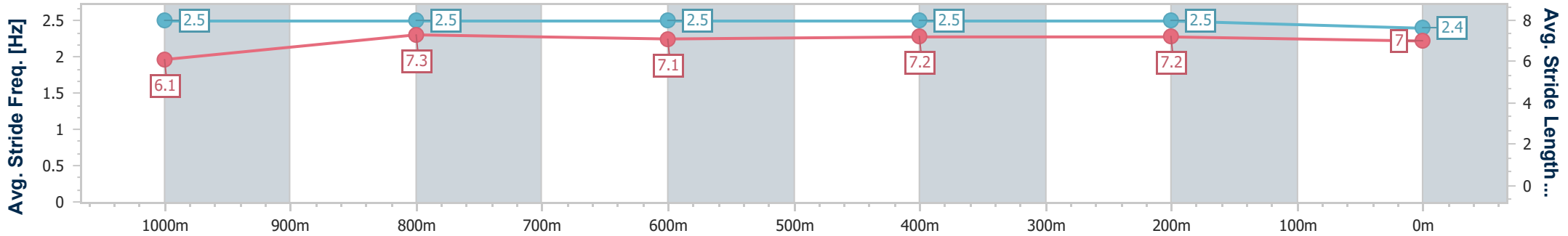
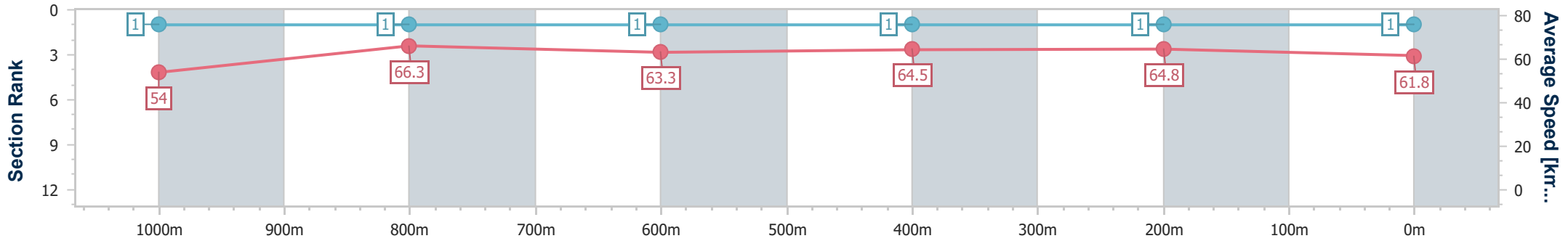
31 August 2024 - 13:40

Track Rating: Soft 5, Weather: Fine, Rail Position: +5m Entire



BRISBANE
RACING CLUB

Section	Overall	1000m	800m	600m	400m	200m
Section Times	1:09.43 [1] (0:13.33)	0:56.10 [1] (0:10.85)	0:45.25 [1] (0:11.44)	0:33.81 [1] (0:11.15)	0:22.66 [1] (0:11.02)	0:11.64 [1] (0:11.64)
Average Speed [km/h]	54.0	66.3	63.3	64.5	64.8	61.8
Top Speed [km/h]	68.4	69.0	65.6	66.1	65.8	64.6
Avg. Dist. to Rail [m]	6.2	0.5	1.0	0.9	2.2	0.5
Avg. Stride Freq. [Hz]	2.5	2.5	2.5	2.5	2.5	2.4
Avg. Stride Length [m]	6.1	7.3	7.1	7.2	7.2	7.0



- [] Ranking at each section and finish
- .-.- No data available at this section
- NA No data available



Horse/Jockey Name	Scud
Final Rank	2
Fastest Section Time (Section)	0:10.66 (400m)
Top Speed [km/h] (Section)	69.2 (400m)
Race State	Finished

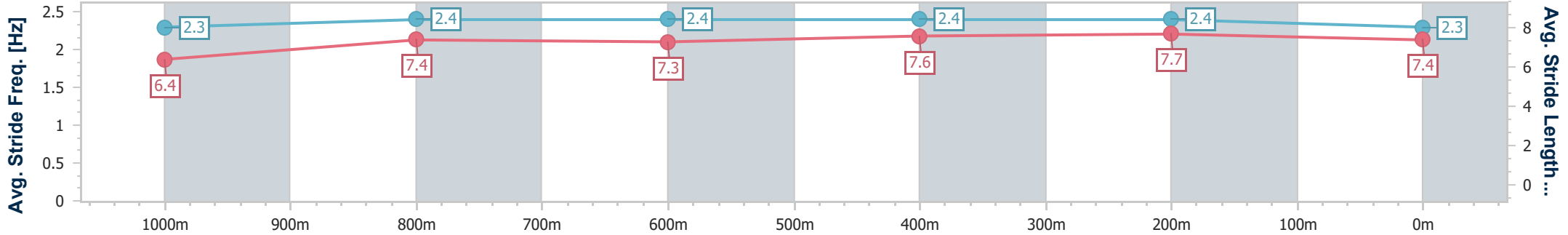
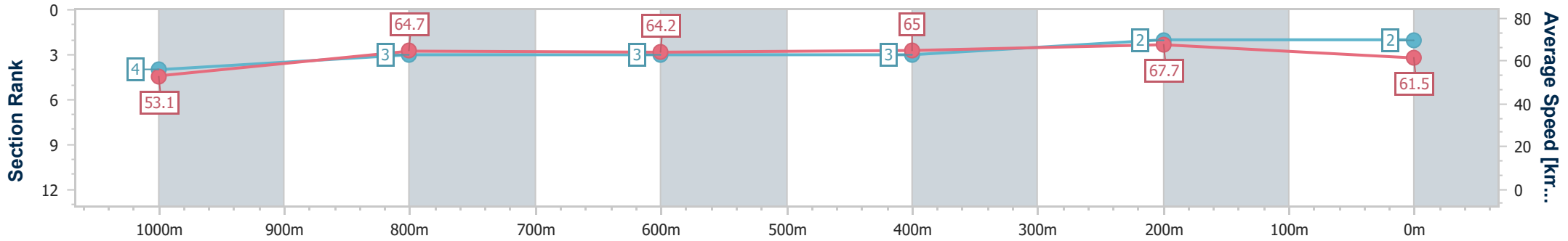


Doomben QLD Professional
Race 4: TACTIC Fillies and Mares No Metro Wins Handicap - 1200m
 31 August 2024 - 13:40
 Track Rating: Soft 5, Weather: Fine, Rail Position: +5m Entire



BRISBANE
RACING CLUB

Section	Overall	1000m	800m	600m	400m	200m
Section Times	1:09.47 [2] (0:13.56)	0:55.91 [4] (0:11.10)	0:44.81 [3] (0:11.33)	0:33.48 [3] (0:11.14)	0:22.34 [3] (0:10.66)	0:11.68 [2] (0:11.68)
Average Speed [km/h]	53.1	64.7	64.2	65.0	67.7	61.5
Top Speed [km/h]	65.6	65.7	65.9	66.6	69.2	66.1
Avg. Dist. to Rail [m]	0.7	0.6	2.4	1.2	1.4	2.6
Avg. Stride Freq. [Hz]	2.3	2.4	2.4	2.4	2.4	2.3
Avg. Stride Length [m]	6.4	7.4	7.3	7.6	7.7	7.4



- [] Ranking at each section and finish
- .-.- No data available at this section
- NA No data available



Horse/Jockey Name	Tijuana Two Step
Final Rank	3
Fastest Section Time (Section)	0:10.67 (400m)
Top Speed [km/h] (Section)	68.9 (400m)
Race State	Finished



Doomben QLD Professional
Race 4: TACTIC Fillies and Mares No Metro Wins Handicap - 1200m

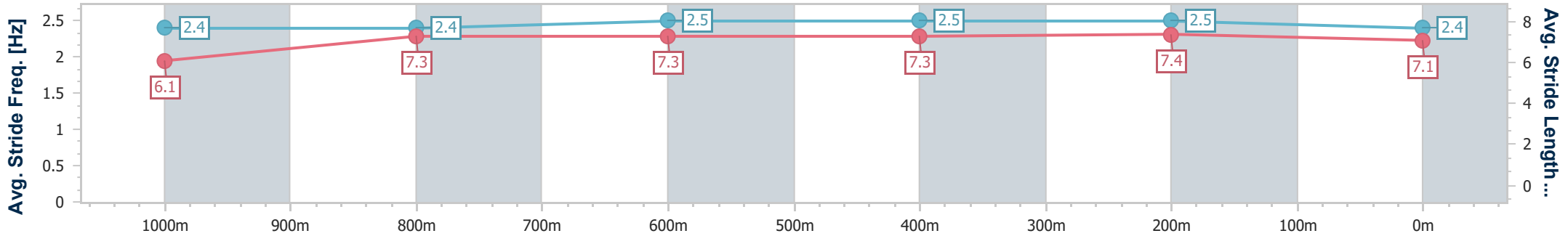
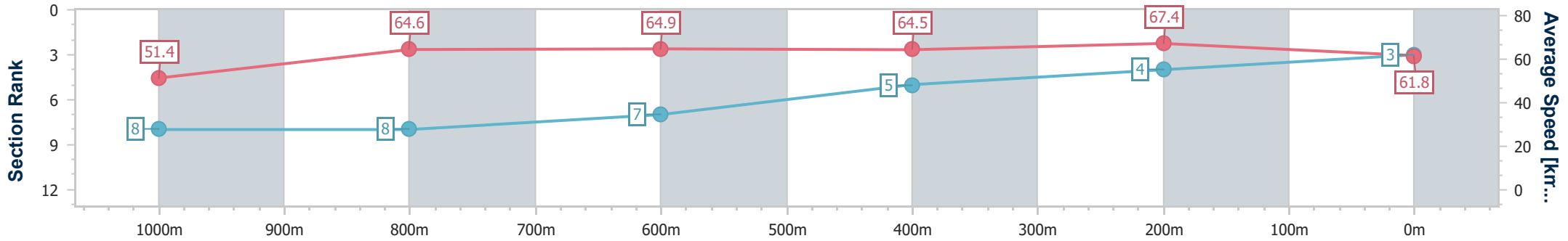
31 August 2024 - 13:40

Track Rating: Soft 5, Weather: Fine, Rail Position: +5m Entire



BRISBANE
RACING CLUB

Section	Overall	1000m	800m	600m	400m	200m
Section Times	1:09.77 [3] (0:14.02)	0:55.75 [8] (0:11.11)	0:44.64 [8] (0:11.27)	0:33.37 [7] (0:11.09)	0:22.28 [5] (0:10.67)	0:11.61 [4] (0:11.61)
Average Speed [km/h]	51.4	64.6	64.9	64.5	67.4	61.8
Top Speed [km/h]	65.7	66.1	66.5	66.3	68.9	65.2
Avg. Dist. to Rail [m]	3.5	0.6	2.2	1.0	1.2	2.4
Avg. Stride Freq. [Hz]	2.4	2.4	2.5	2.5	2.5	2.4
Avg. Stride Length [m]	6.1	7.3	7.3	7.3	7.4	7.1



- [] Ranking at each section and finish
- .-.- No data available at this section
- NA No data available



Horse/Jockey Name	Laydownlily
Final Rank	4
Fastest Section Time (Section)	0:10.90 (400m)
Top Speed [km/h] (Section)	67.8 (600m)
Race State	Finished



Doomben QLD Professional
Race 4: TACTIC Fillies and Mares No Metro Wins Handicap - 1200m

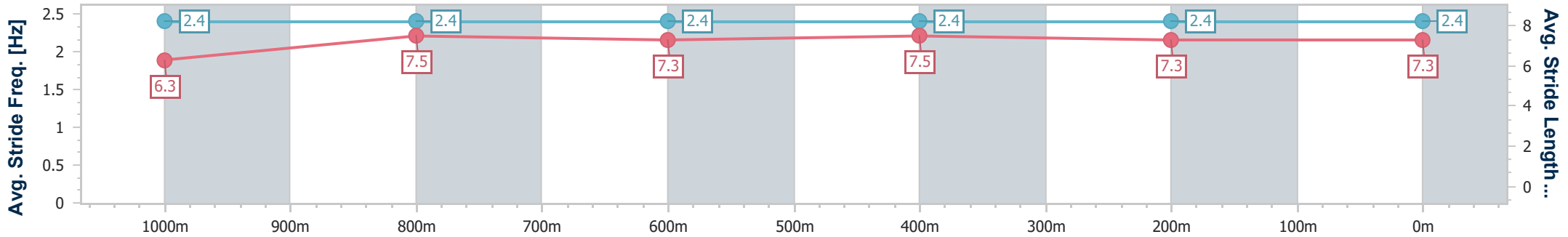
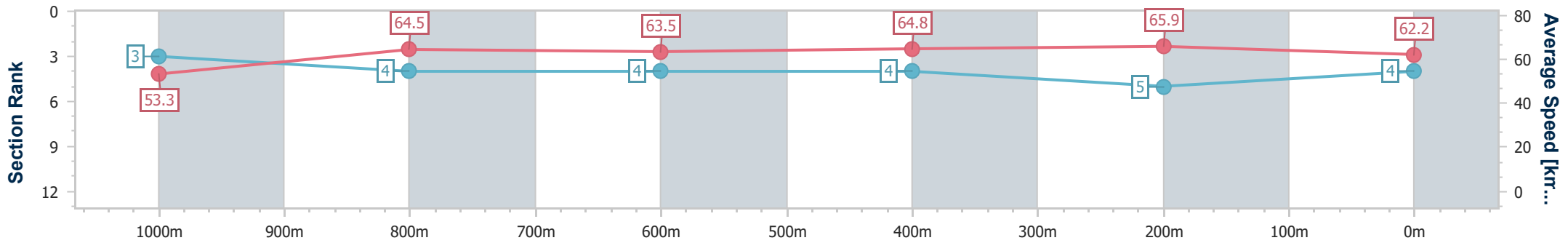
31 August 2024 - 13:40

Track Rating: Soft 5, Weather: Fine, Rail Position: +5m Entire



BRISBANE
RACING CLUB

Section	Overall	1000m	800m	600m	400m	200m
Section Times	1:09.78 [4] (0:13.48)	0:56.30 [3] (0:11.20)	0:45.10 [4] (0:11.46)	0:33.64 [4] (0:11.21)	0:22.43 [4] (0:10.90)	0:11.53 [5] (0:11.53)
Average Speed [km/h]	53.3	64.5	63.5	64.8	65.9	62.2
Top Speed [km/h]	67.4	65.8	67.8	67.8	67.3	66.0
Avg. Dist. to Rail [m]	2.7	1.0	2.1	1.2	0.8	2.1
Avg. Stride Freq. [Hz]	2.4	2.4	2.4	2.4	2.4	2.4
Avg. Stride Length [m]	6.3	7.5	7.3	7.5	7.3	7.3



- [] Ranking at each section and finish
- .-.- No data available at this section
- NA No data available



Horse/Jockey Name	Figment
Final Rank	5
Fastest Section Time (Section)	0:10.93 (1000m)
Top Speed [km/h] (Section)	68.7 (1000m)
Race State	Finished



Doomben QLD Professional
Race 4: TACTIC Fillies and Mares No Metro Wins Handicap - 1200m

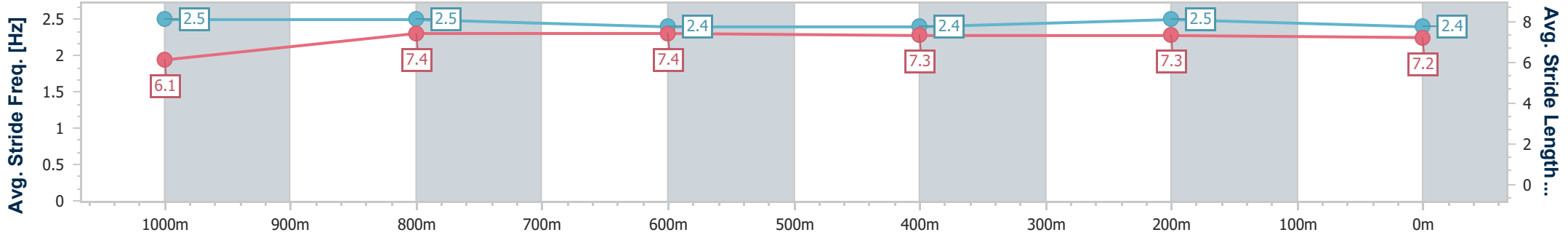
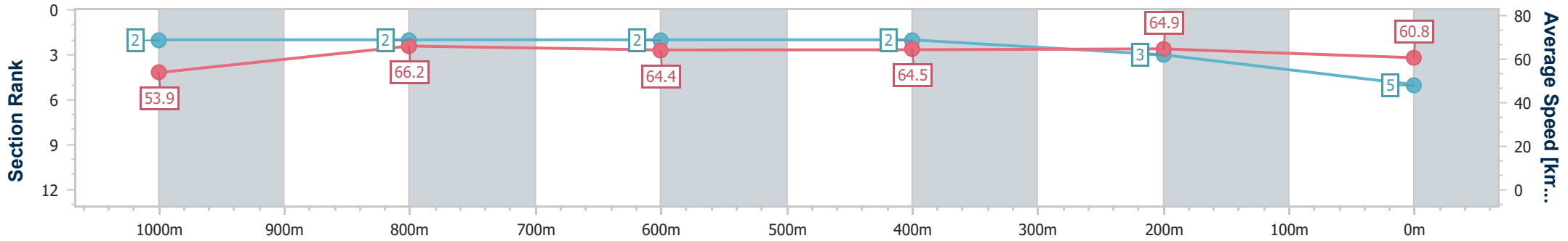
31 August 2024 - 13:40

Track Rating: Soft 5, Weather: Fine, Rail Position: +5m Entire



BRISBANE
RACING CLUB

Section	Overall	1000m	800m	600m	400m	200m
Section Times	1:09.83 [5] (0:13.41)	0:56.42 [2] (0:10.93)	0:45.49 [2] (0:11.44)	0:34.05 [2] (0:11.20)	0:22.85 [2] (0:11.02)	0:11.83 [3] (0:11.83)
Average Speed [km/h]	53.9	66.2	64.4	64.5	64.9	60.8
Top Speed [km/h]	68.4	68.7	65.3	65.2	66.4	64.5
Avg. Dist. to Rail [m]	5.4	2.6	4.2	1.5	1.3	0.3
Avg. Stride Freq. [Hz]	2.5	2.5	2.4	2.4	2.5	2.4
Avg. Stride Length [m]	6.1	7.4	7.4	7.3	7.3	7.2



- [] Ranking at each section and finish
- .-.- No data available at this section
- NA No data available



Horse/Jockey Name	Enterprise Lucia
Final Rank	6
Fastest Section Time (Section)	0:10.73 (400m)
Top Speed [km/h] (Section)	68.3 (400m)
Race State	Finished



Doomben QLD Professional
Race 4: TACTIC Fillies and Mares No Metro Wins Handicap - 1200m

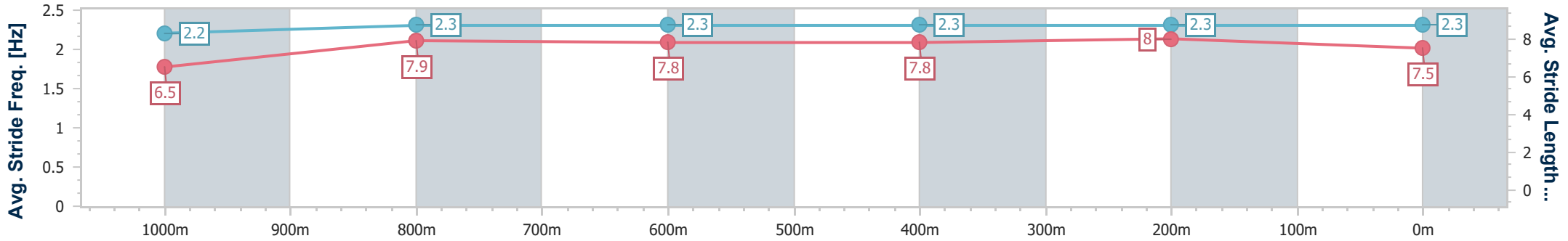
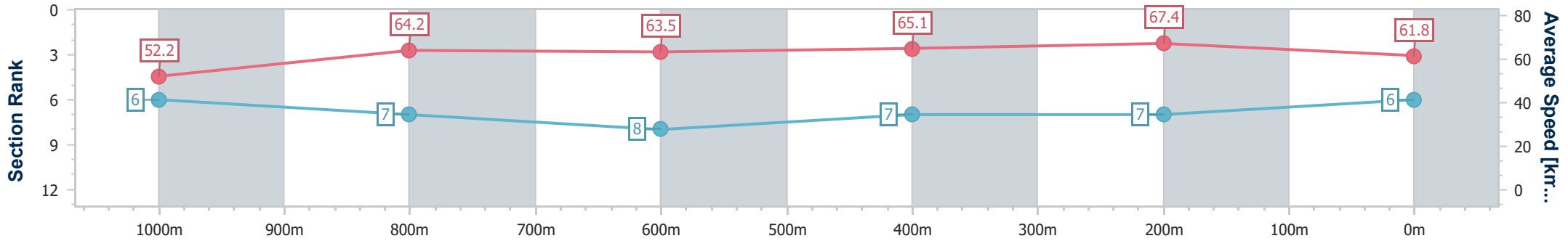
31 August 2024 - 13:40

Track Rating: Soft 5, Weather: Fine, Rail Position: +5m Entire



BRISBANE
RACING CLUB

Section	Overall	1000m	800m	600m	400m	200m
Section Times	1:10.09 [6] (0:13.81)	0:56.28 [6] (0:11.25)	0:45.03 [7] (0:11.51)	0:33.52 [8] (0:11.18)	0:22.34 [7] (0:10.73)	0:11.61 [7] (0:11.61)
Average Speed [km/h]	52.2	64.2	63.5	65.1	67.4	61.8
Top Speed [km/h]	65.9	65.8	65.1	66.6	68.3	66.0
Avg. Dist. to Rail [m]	4.8	1.6	2.9	1.9	1.2	3.3
Avg. Stride Freq. [Hz]	2.2	2.3	2.3	2.3	2.3	2.3
Avg. Stride Length [m]	6.5	7.9	7.8	7.8	8.0	7.5



- [] Ranking at each section and finish
- .-.- No data available at this section
- NA No data available



Horse/Jockey Name	Tranquil Bay
Final Rank	7
Fastest Section Time (Section)	0:10.85 (400m)
Top Speed [km/h] (Section)	68.6 (400m)
Race State	Finished

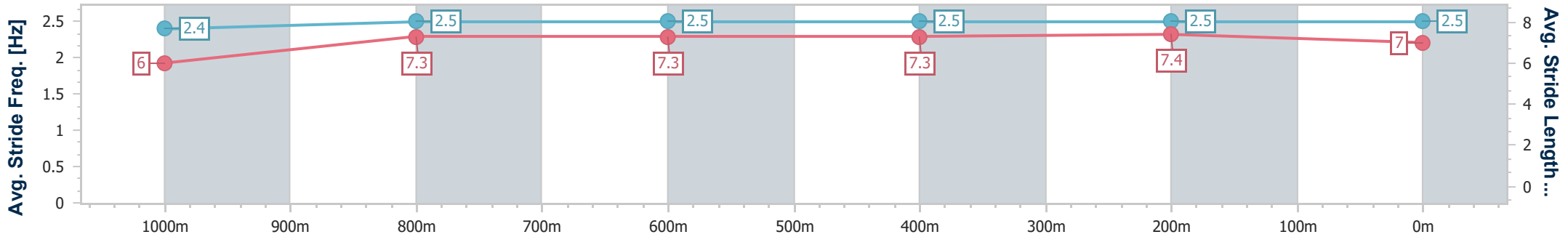
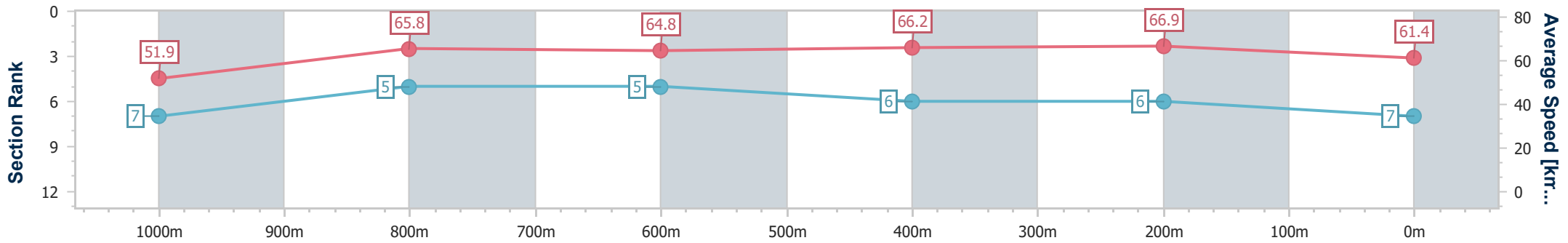


Doomben QLD Professional
Race 4: TACTIC Fillies and Mares No Metro Wins Handicap - 1200m
 31 August 2024 - 13:40
 Track Rating: Soft 5, Weather: Fine, Rail Position: +5m Entire



BRISBANE
RACING CLUB

Section	Overall	1000m	800m	600m	400m	200m
Section Times	1:10.09 [7] (0:13.85)	0:56.24 [7] (0:10.91)	0:45.33 [5] (0:11.53)	0:33.80 [5] (0:11.23)	0:22.57 [6] (0:10.85)	0:11.72 [6] (0:11.72)
Average Speed [km/h]	51.9	65.8	64.8	66.2	66.9	61.4
Top Speed [km/h]	67.5	68.2	66.9	67.1	68.6	65.5
Avg. Dist. to Rail [m]	2.8	2.3	7.0	6.2	5.0	5.8
Avg. Stride Freq. [Hz]	2.4	2.5	2.5	2.5	2.5	2.5
Avg. Stride Length [m]	6.0	7.3	7.3	7.3	7.4	7.0



- [] Ranking at each section and finish
- .-.- No data available at this section
- NA No data available



Horse/Jockey Name	Jukebox Glow
Final Rank	8
Fastest Section Time (Section)	0:10.77 (400m)
Top Speed [km/h] (Section)	68.3 (400m)
Race State	Finished



Doomben QLD Professional
Race 4: TACTIC Fillies and Mares No Metro Wins Handicap - 1200m

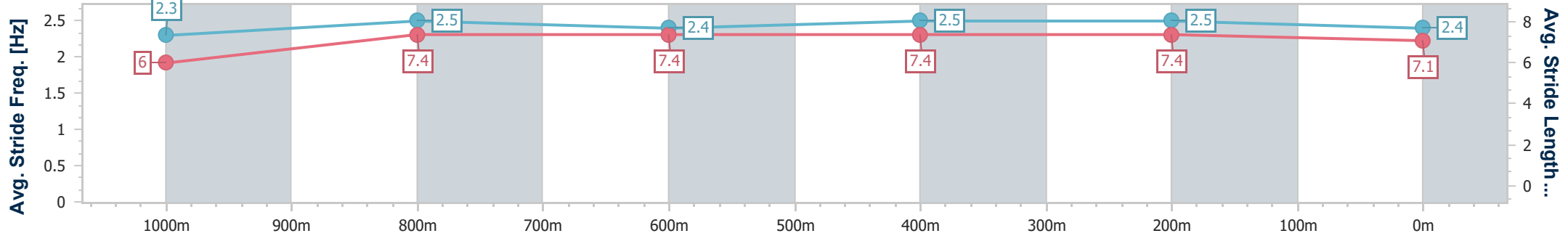
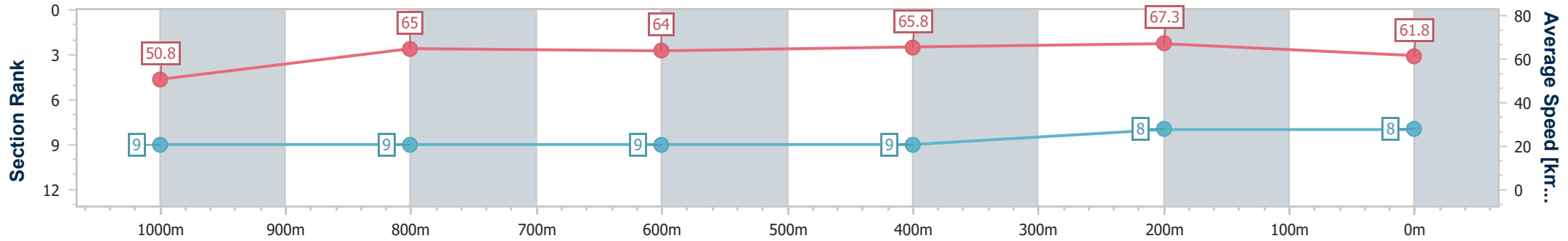
31 August 2024 - 13:40

Track Rating: Soft 5, Weather: Fine, Rail Position: +5m Entire



BRISBANE
RACING CLUB

Section	Overall	1000m	800m	600m	400m	200m
Section Times	1:10.19 [8] (0:14.24)	0:55.95 [9] (0:11.13)	0:44.82 [9] (0:11.35)	0:33.47 [9] (0:11.08)	0:22.39 [9] (0:10.77)	0:11.62 [8] (0:11.62)
Average Speed [km/h]	50.8	65.0	64.0	65.8	67.3	61.8
Top Speed [km/h]	64.2	65.4	66.3	66.6	68.3	65.9
Avg. Dist. to Rail [m]	5.0	2.0	2.2	2.1	3.6	6.0
Avg. Stride Freq. [Hz]	2.3	2.5	2.4	2.5	2.5	2.4
Avg. Stride Length [m]	6.0	7.4	7.4	7.4	7.4	7.1



- [] Ranking at each section and finish
- .-.- No data available at this section
- NA No data available



Horse/Jockey Name	Discerning
Final Rank	9
Fastest Section Time (Section)	0:10.58 (400m)
Top Speed [km/h] (Section)	68.8 (400m)
Race State	Finished



Doomben QLD Professional
Race 4: TACTIC Fillies and Mares No Metro Wins Handicap - 1200m

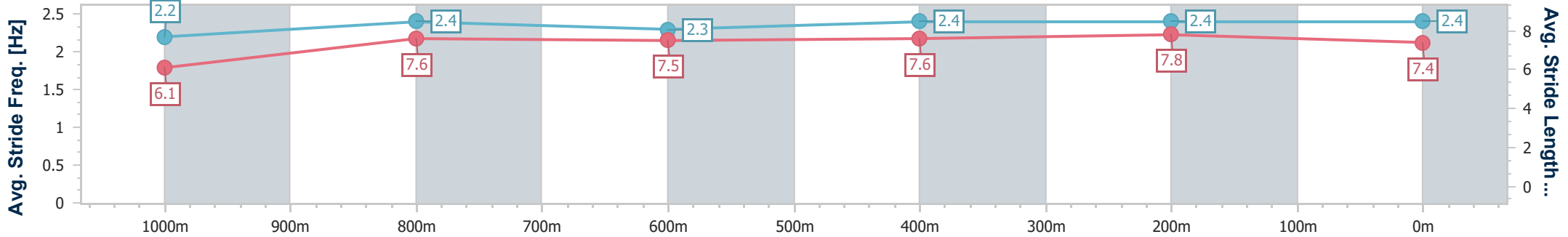
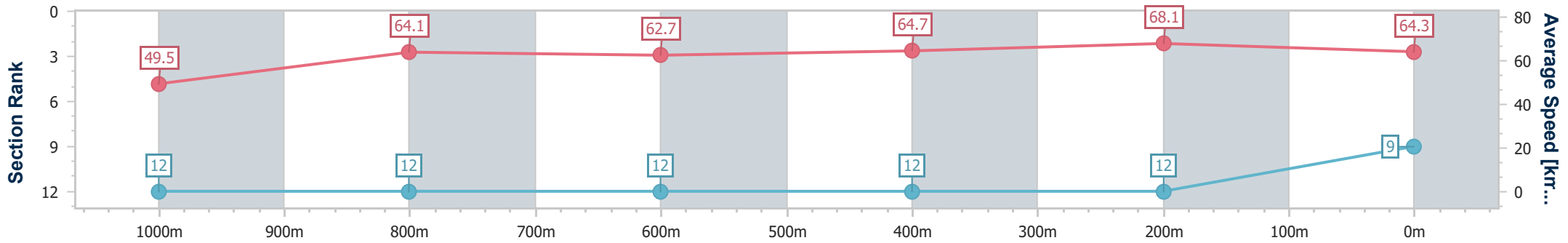
31 August 2024 - 13:40

Track Rating: Soft 5, Weather: Fine, Rail Position: +5m Entire



BRISBANE
RACING CLUB

Section	Overall	1000m	800m	600m	400m	200m
Section Times	1:10.36 [9] (0:14.57)	0:55.79 [12] (0:11.18)	0:44.61 [12] (0:11.61)	0:33.00 [12] (0:11.23)	0:21.77 [12] (0:10.58)	0:11.19 [12] (0:11.19)
Average Speed [km/h]	49.5	64.1	62.7	64.7	68.1	64.3
Top Speed [km/h]	63.5	65.3	63.3	66.4	68.8	67.4
Avg. Dist. to Rail [m]	5.8	0.6	2.3	1.8	2.6	6.2
Avg. Stride Freq. [Hz]	2.2	2.4	2.3	2.4	2.4	2.4
Avg. Stride Length [m]	6.1	7.6	7.5	7.6	7.8	7.4



- [] Ranking at each section and finish
- .-.- No data available at this section
- NA No data available



Horse/Jockey Name	Intrecciato
Final Rank	10
Fastest Section Time (Section)	0:10.86 (400m)
Top Speed [km/h] (Section)	67.1 (400m)
Race State	Finished



Doomben QLD Professional
Race 4: TACTIC Fillies and Mares No Metro Wins Handicap - 1200m

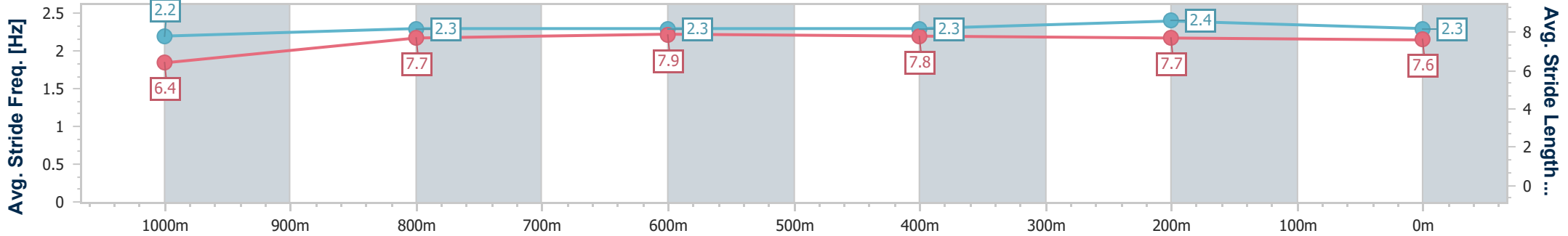
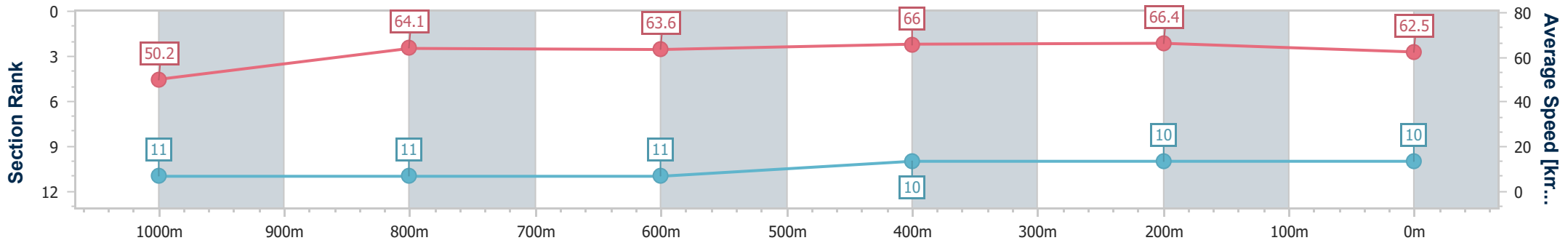
31 August 2024 - 13:40

Track Rating: Soft 5, Weather: Fine, Rail Position: +5m Entire



BRISBANE
RACING CLUB

Section	Overall	1000m	800m	600m	400m	200m
Section Times	1:10.47 [10] (0:14.37)	0:56.10 [11] (0:11.24)	0:44.86 [11] (0:11.43)	0:33.43 [11] (0:11.02)	0:22.41 [10] (0:10.86)	0:11.55 [10] (0:11.55)
Average Speed [km/h]	50.2	64.1	63.6	66.0	66.4	62.5
Top Speed [km/h]	64.2	66.0	65.2	66.8	67.1	65.7
Avg. Dist. to Rail [m]	5.8	1.9	1.5	1.9	1.4	3.6
Avg. Stride Freq. [Hz]	2.2	2.3	2.3	2.3	2.4	2.3
Avg. Stride Length [m]	6.4	7.7	7.9	7.8	7.7	7.6



- [] Ranking at each section and finish
- .-.- No data available at this section
- NA No data available



Horse/Jockey Name	Boncassie
Final Rank	11
Fastest Section Time (Section)	0:11.03 (400m)
Top Speed [km/h] (Section)	67.4 (1000m)
Race State	Finished



Doomben QLD Professional
Race 4: TACTIC Fillies and Mares No Metro Wins Handicap - 1200m

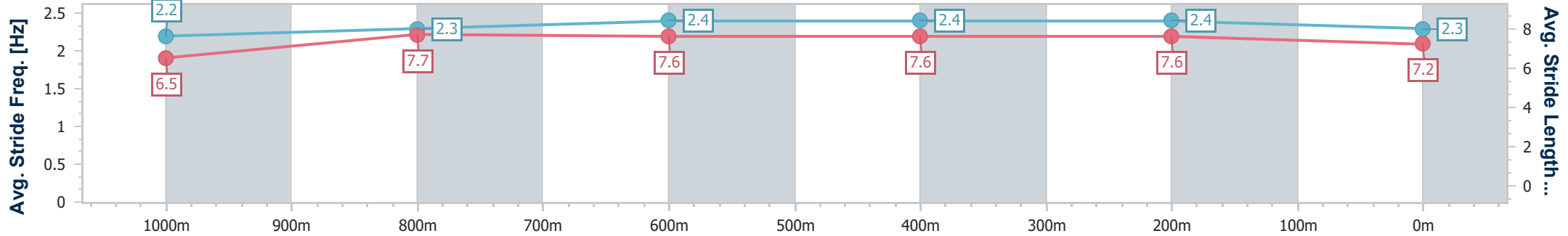
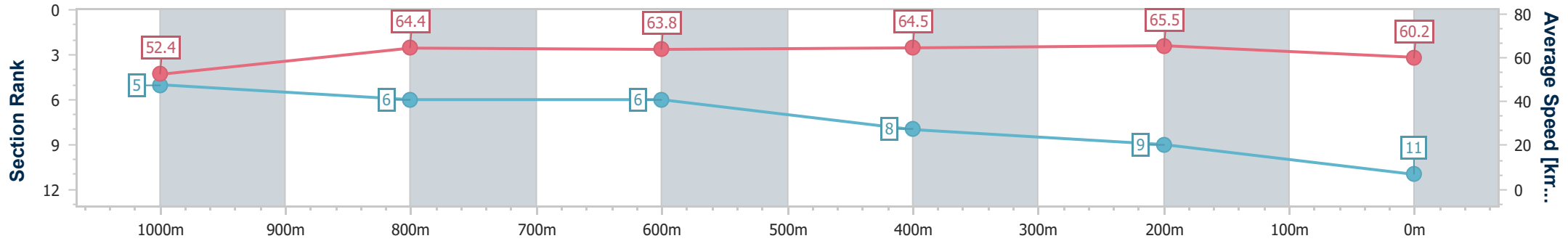
31 August 2024 - 13:40

Track Rating: Soft 5, Weather: Fine, Rail Position: +5m Entire



BRISBANE
RACING CLUB

Section	Overall	1000m	800m	600m	400m	200m
Section Times	1:10.81 [11] (0:13.72)	0:57.09 [5] (0:11.24)	0:45.85 [6] (0:11.43)	0:34.42 [6] (0:11.40)	0:23.02 [8] (0:11.03)	0:11.99 [9] (0:11.99)
Average Speed [km/h]	52.4	64.4	63.8	64.5	65.5	60.2
Top Speed [km/h]	66.4	67.4	65.8	66.7	67.1	65.4
Avg. Dist. to Rail [m]	3.1	1.4	2.8	3.7	4.7	7.7
Avg. Stride Freq. [Hz]	2.2	2.3	2.4	2.4	2.4	2.3
Avg. Stride Length [m]	6.5	7.7	7.6	7.6	7.6	7.2



- [] Ranking at each section and finish
- .-.- No data available at this section
- NA No data available



Horse/Jockey Name	Duchess Bree
Final Rank	12
Fastest Section Time (Section)	0:10.87 (400m)
Top Speed [km/h] (Section)	68.1 (400m)
Race State	Finished



Doomben QLD Professional
Race 4: TACTIC Fillies and Mares No Metro Wins Handicap - 1200m

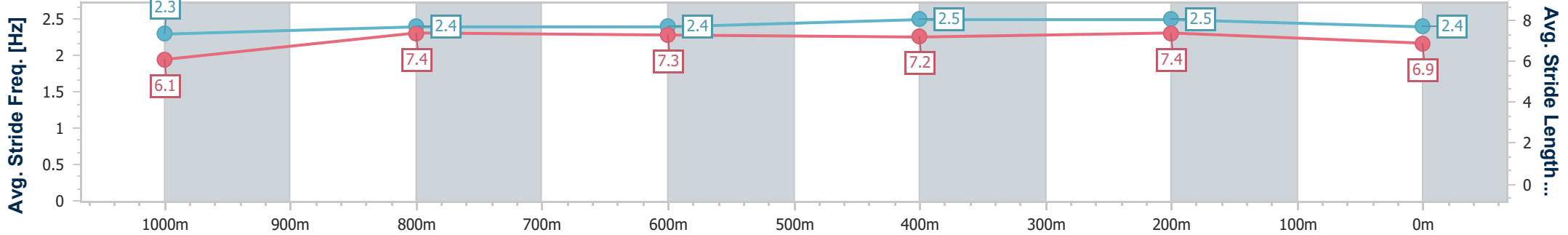
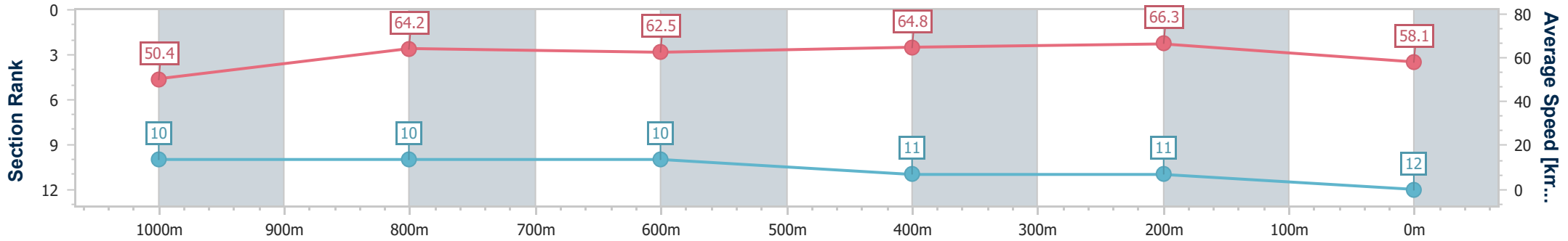
31 August 2024 - 13:40

Track Rating: Soft 5, Weather: Fine, Rail Position: +5m Entire



BRISBANE
RACING CLUB

Section	Overall	1000m	800m	600m	400m	200m
Section Times	1:11.43 [12] (0:14.30)	0:57.13 [10] (0:11.18)	0:45.95 [10] (0:11.50)	0:34.45 [10] (0:11.21)	0:23.24 [11] (0:10.87)	0:12.37 [11] (0:12.37)
Average Speed [km/h]	50.4	64.2	62.5	64.8	66.3	58.1
Top Speed [km/h]	65.4	66.5	63.8	65.4	68.1	63.0
Avg. Dist. to Rail [m]	1.4	1.3	0.6	1.5	0.5	0.6
Avg. Stride Freq. [Hz]	2.3	2.4	2.4	2.5	2.5	2.4
Avg. Stride Length [m]	6.1	7.4	7.3	7.2	7.4	6.9



- [] Ranking at each section and finish
- .-.- No data available at this section
- NA No data available