



Doomben QLD Professional

Race 3: QUAYCLEAN QTIS 3YO PLATE - 1200m

31 August 2024 - 13:04



BRISBANE
RACING CLUB

Track Rating: Soft 5, Weather: Fine, Rail Position: +5m Entire

Section		Overall	1000m	800m	600m	400m	200m	Last 600m					
Field Times		1:09.32 (0:12.75)	0:56.57 (0:10.57)	0:46.00 (0:11.32)	0:34.68 (0:11.27)	0:23.41 (0:11.50)	0:11.91 (0:11.91)	0:34.68					
Rank	TAB Horse/Jockey	Barrier	Top Speed [km/h]	Fastest Section	Margin							Distance Travelled [m]	
1	1 ODINSON Kyle Wilson-Taylor	1	69.6	0:10.71	1:09.32 [1] (0:13.02)	0:56.30 [5] (0:10.71)	0:45.59 [5] (0:11.16)	0:34.43 [3] (0:11.27)	0:23.16 [3] (0:11.43)	0:11.73 [3] (0:11.73)	1:09.32	0:34.43	
2	5 KAHLISEE Samantha Collett	4	70.6	0:10.57	1:09.77 [2] (0:12.75)	0:57.02 [1] (0:10.57)	0:46.45 [1] (0:11.32)	0:35.13 [1] (0:11.27)	0:23.86 [1] (0:11.50)	0:12.36 [1] (0:12.36)	2.64L	0:35.13	+1
3	3 MR BUBBALUSKI Damien Thornton	6	69.7	0:10.68	1:09.88 [3] (0:13.27)	0:56.61 [6] (0:10.68)	0:45.93 [6] (0:11.42)	0:34.51 [6] (0:11.32)	0:23.19 [6] (0:11.00)	0:12.19 [6] (0:12.19)	3.34L	0:34.51	+1
4	2 DEFIANT BOOM Bailey Wheeler	5	70.5	0:10.63	1:10.02 [4] (0:12.82)	0:57.20 [2] (0:10.63)	0:46.57 [3] (0:11.49)	0:35.08 [4] (0:11.42)	0:23.66 [4] (0:11.25)	0:12.41 [4] (0:12.41)	4.13L	0:35.08	+9
5	4 ESTRONDO Jag Guthmann-Chester	2	70.6	0:10.63	1:10.09 [5] (0:12.96)	0:57.13 [4] (0:10.63)	0:46.50 [4] (0:11.59)	0:34.91 [5] (0:11.28)	0:23.63 [5] (0:11.18)	0:12.45 [5] (0:12.45)	4.55L	0:34.91	+4
6	6 MOULIN MISS Angela Jones	7	72.1	0:10.55	1:10.46 [6] (0:12.87)	0:57.59 [3] (0:10.55)	0:47.04 [2] (0:11.33)	0:35.71 [2] (0:11.33)	0:24.38 [2] (0:11.47)	0:12.91 [2] (0:12.91)	6.71L	0:35.71	+1

Scratched: Lady Lazarus (#7)

[] Ranking at each section and finish
 -:-:- No data available at this section
 NA No data available

SCN Saddle cloth number
 DNF Did not finish
 DNT Did not track



Horse/Jockey Name	Odinson
Final Rank	1
Fastest Section Time (Section)	0:10.71 (1000m)
Top Speed [km/h] (Section)	69.6 (Overall)
Race State	Finished

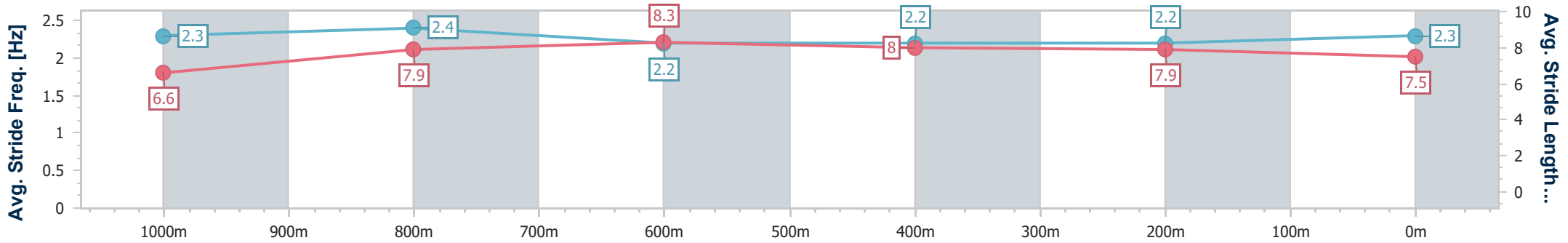
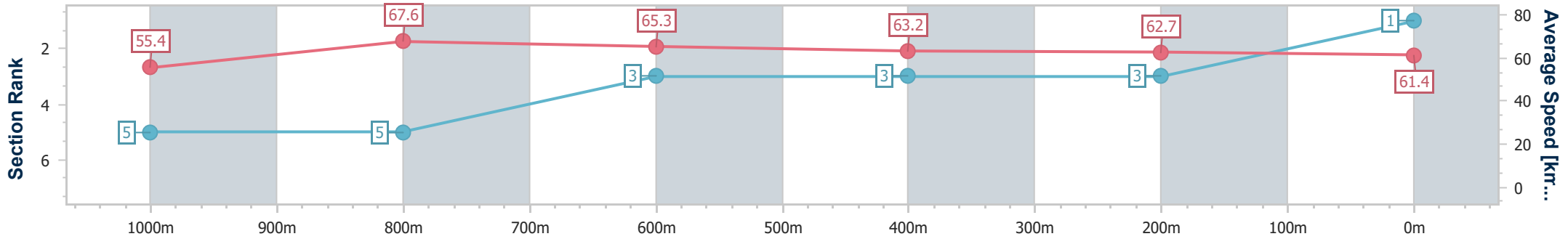


Doomben QLD Professional
Race 3: QUAYCLEAN QTIS 3YO PLATE - 1200m
 31 August 2024 - 13:04
 Track Rating: Soft 5, Weather: Fine, Rail Position: +5m Entire



BRISBANE
RACING CLUB

Section	Overall	1000m	800m	600m	400m	200m
Section Times	1:09.32 [1] (0:13.02)	0:56.30 [5] (0:10.71)	0:45.59 [5] (0:11.16)	0:34.43 [3] (0:11.27)	0:23.16 [3] (0:11.43)	0:11.73 [3] (0:11.73)
Average Speed [km/h]	55.4	67.6	65.3	63.2	62.7	61.4
Top Speed [km/h]	69.6	68.8	66.3	65.5	63.3	63.5
Avg. Dist. to Rail [m]	0.5	1.6	2.4	1.5	1.7	0.9
Avg. Stride Freq. [Hz]	2.3	2.4	2.2	2.2	2.2	2.3
Avg. Stride Length [m]	6.6	7.9	8.3	8.0	7.9	7.5



- [] Ranking at each section and finish
- .-.- No data available at this section
- NA No data available



Horse/Jockey Name	Kahlisee
Final Rank	2
Fastest Section Time (Section)	0:10.57 (1000m)
Top Speed [km/h] (Section)	70.6 (Overall)
Race State	Finished

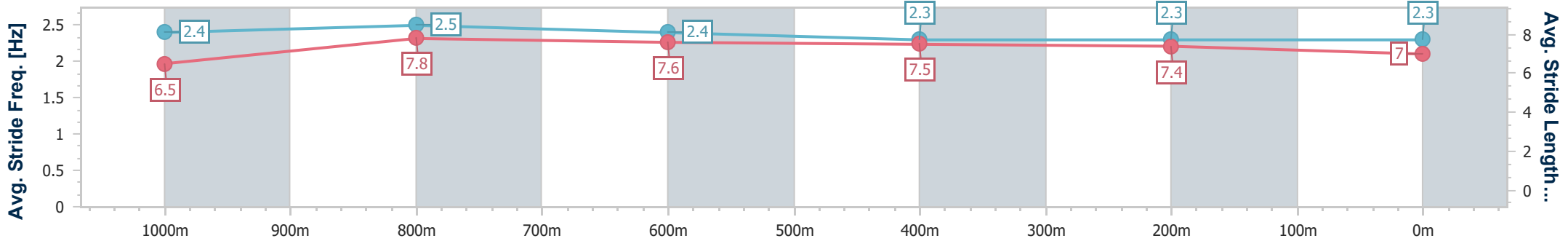
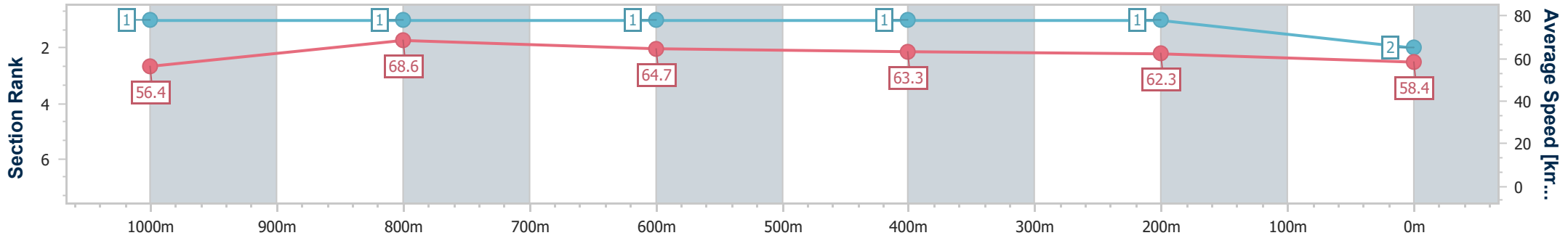


Doomben QLD Professional
Race 3: QUAYCLEAN QTIS 3YO PLATE - 1200m
 31 August 2024 - 13:04
 Track Rating: Soft 5, Weather: Fine, Rail Position: +5m Entire



BRISBANE
RACING CLUB

Section	Overall	1000m	800m	600m	400m	200m
Section Times	1:09.77 [2] (0:12.75)	0:57.02 [1] (0:10.57)	0:46.45 [1] (0:11.32)	0:35.13 [1] (0:11.27)	0:23.86 [1] (0:11.50)	0:12.36 [1] (0:12.36)
Average Speed [km/h]	56.4	68.6	64.7	63.3	62.3	58.4
Top Speed [km/h]	70.6	70.2	66.8	64.9	63.7	61.5
Avg. Dist. to Rail [m]	1.6	1.2	3.4	1.2	2.3	1.9
Avg. Stride Freq. [Hz]	2.4	2.5	2.4	2.3	2.3	2.3
Avg. Stride Length [m]	6.5	7.8	7.6	7.5	7.4	7.0



- [] Ranking at each section and finish
- .-.- No data available at this section
- NA No data available



Horse/Jockey Name	Mr Bubbaluski
Final Rank	3
Fastest Section Time (Section)	0:10.68 (1000m)
Top Speed [km/h] (Section)	69.7 (1000m)
Race State	Finished

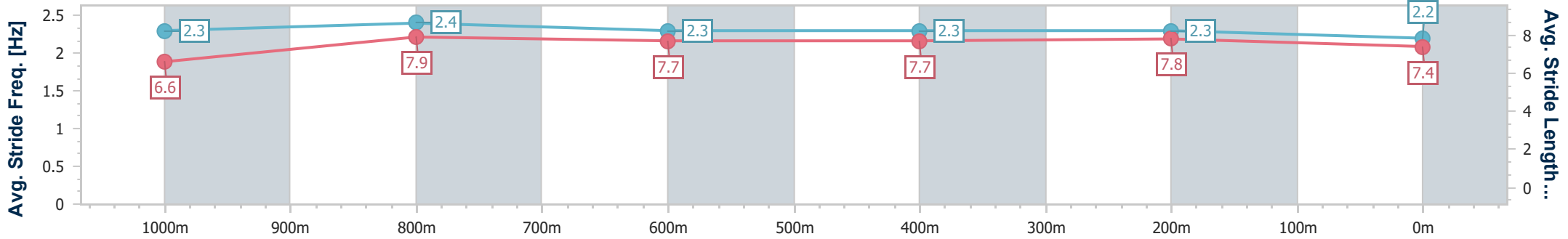
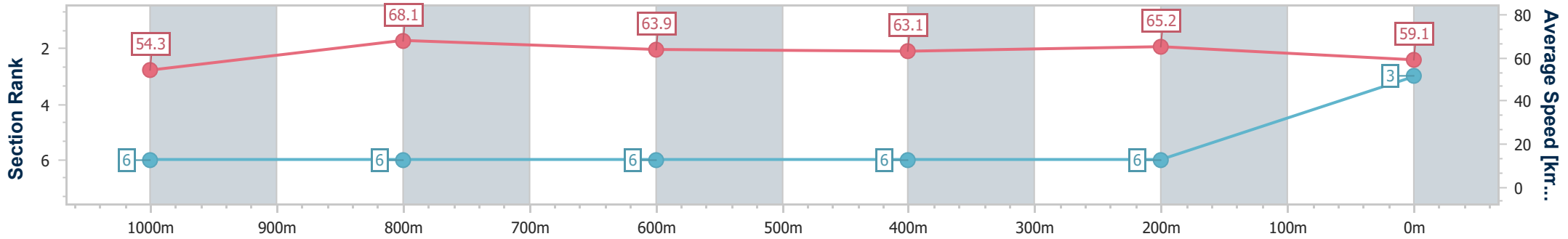


Doomben QLD Professional
Race 3: QUAYCLEAN QTIS 3YO PLATE - 1200m
 31 August 2024 - 13:04
 Track Rating: Soft 5, Weather: Fine, Rail Position: +5m Entire



BRISBANE
RACING CLUB

Section	Overall	1000m	800m	600m	400m	200m
Section Times	1:09.88 [3] (0:13.27)	0:56.61 [6] (0:10.68)	0:45.93 [6] (0:11.42)	0:34.51 [6] (0:11.32)	0:23.19 [6] (0:11.00)	0:12.19 [6] (0:12.19)
Average Speed [km/h]	54.3	68.1	63.9	63.1	65.2	59.1
Top Speed [km/h]	69.5	69.7	65.7	64.5	66.8	63.6
Avg. Dist. to Rail [m]	3.6	3.9	2.5	1.3	1.8	3.3
Avg. Stride Freq. [Hz]	2.3	2.4	2.3	2.3	2.3	2.2
Avg. Stride Length [m]	6.6	7.9	7.7	7.7	7.8	7.4



- [] Ranking at each section and finish
- .-.- No data available at this section
- NA No data available



Horse/Jockey Name	Defiant Boom
Final Rank	4
Fastest Section Time (Section)	0:10.63 (1000m)
Top Speed [km/h] (Section)	70.5 (Overall)
Race State	Finished

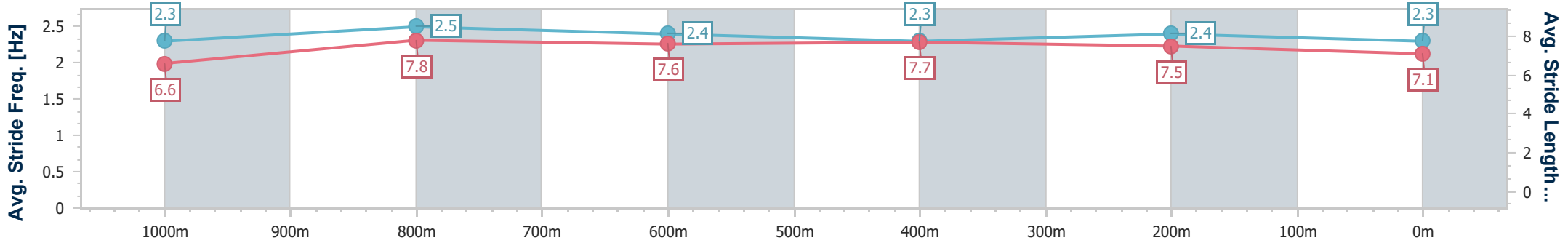
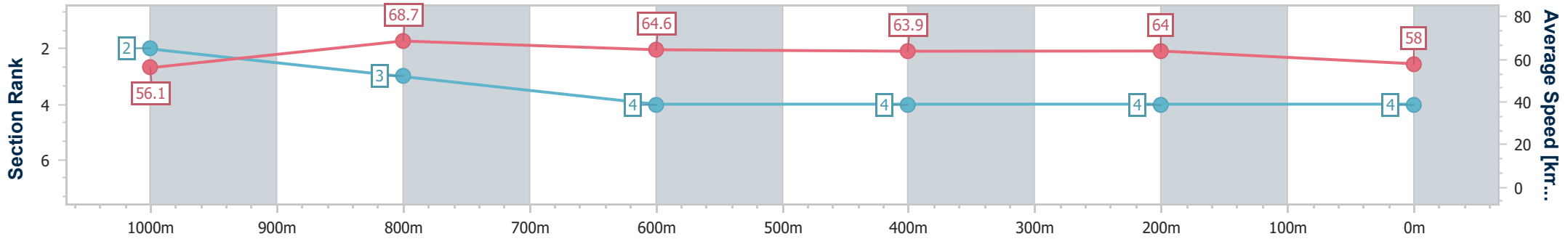


Doomben QLD Professional
Race 3: QUAYCLEAN QTIS 3YO PLATE - 1200m
 31 August 2024 - 13:04
 Track Rating: Soft 5, Weather: Fine, Rail Position: +5m Entire



BRISBANE
RACING CLUB

Section	Overall	1000m	800m	600m	400m	200m
Section Times	1:10.02 [4] (0:12.82)	0:57.20 [2] (0:10.63)	0:46.57 [3] (0:11.49)	0:35.08 [4] (0:11.42)	0:23.66 [4] (0:11.25)	0:12.41 [4] (0:12.41)
Average Speed [km/h]	56.1	68.7	64.6	63.9	64.0	58.0
Top Speed [km/h]	70.5	70.4	66.8	65.2	65.5	63.1
Avg. Dist. to Rail [m]	4.2	3.8	6.3	2.4	0.8	2.0
Avg. Stride Freq. [Hz]	2.3	2.5	2.4	2.3	2.4	2.3
Avg. Stride Length [m]	6.6	7.8	7.6	7.7	7.5	7.1



- [] Ranking at each section and finish
- .-.- No data available at this section
- NA No data available



Horse/Jockey Name	Estrondo
Final Rank	5
Fastest Section Time (Section)	0:10.63 (1000m)
Top Speed [km/h] (Section)	70.6 (1000m)
Race State	Finished

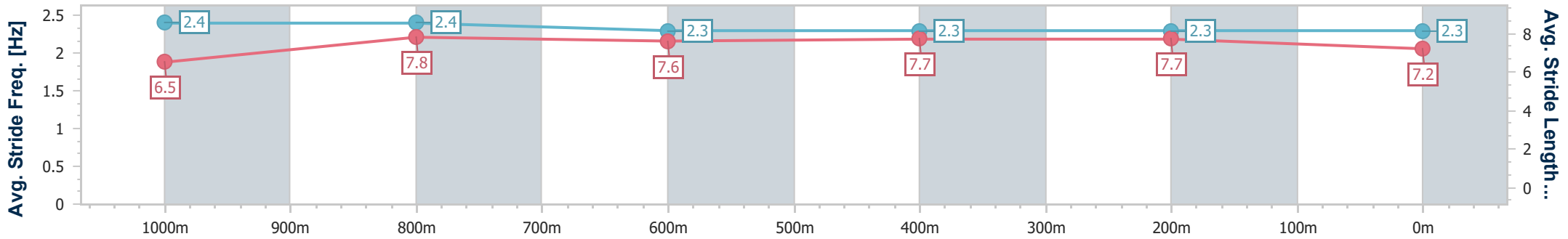
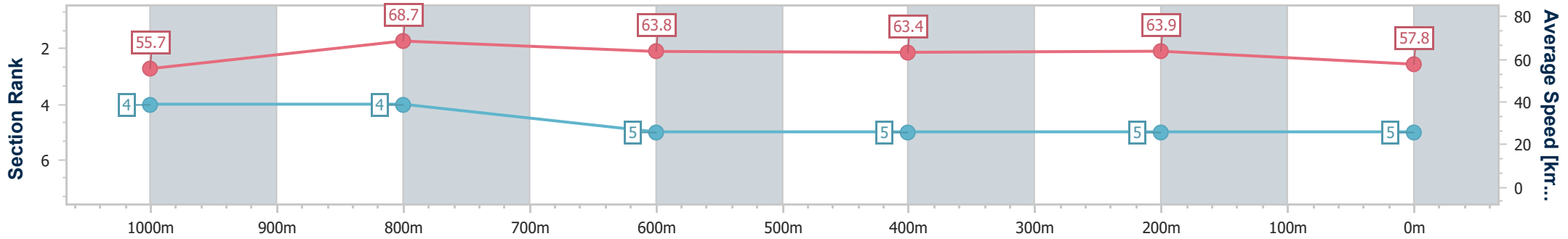


Doomben QLD Professional
Race 3: QUAYCLEAN QTIS 3YO PLATE - 1200m
 31 August 2024 - 13:04
 Track Rating: Soft 5, Weather: Fine, Rail Position: +5m Entire



BRISBANE
RACING CLUB

Section	Overall	1000m	800m	600m	400m	200m
Section Times	1:10.09 [5] (0:12.96)	0:57.13 [4] (0:10.63)	0:46.50 [4] (0:11.59)	0:34.91 [5] (0:11.28)	0:23.63 [5] (0:11.18)	0:12.45 [5] (0:12.45)
Average Speed [km/h]	55.7	68.7	63.8	63.4	63.9	57.8
Top Speed [km/h]	70.1	70.6	67.6	65.6	65.1	61.5
Avg. Dist. to Rail [m]	1.3	3.1	5.2	2.2	2.2	3.3
Avg. Stride Freq. [Hz]	2.4	2.4	2.3	2.3	2.3	2.3
Avg. Stride Length [m]	6.5	7.8	7.6	7.7	7.7	7.2



- [] Ranking at each section and finish
- .-.- No data available at this section
- NA No data available



Horse/Jockey Name	Moulin Miss
Final Rank	6
Fastest Section Time (Section)	0:10.55 (1000m)
Top Speed [km/h] (Section)	72.1 (Overall)
Race State	Finished



Doomben QLD Professional
Race 3: QUAYCLEAN QTIS 3YO PLATE - 1200m

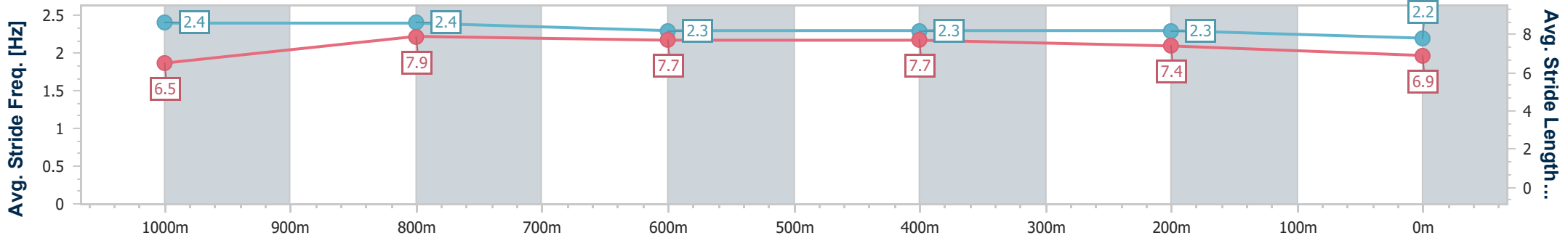
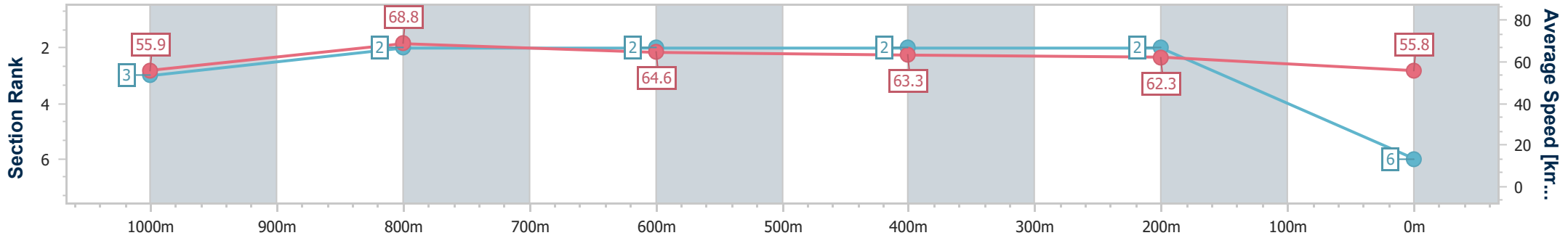
31 August 2024 - 13:04

Track Rating: Soft 5, Weather: Fine, Rail Position: +5m Entire



BRISBANE RACING CLUB

Section	Overall	1000m	800m	600m	400m	200m
Section Times	1:10.46 [6] (0:12.87)	0:57.59 [3] (0:10.55)	0:47.04 [2] (0:11.33)	0:35.71 [2] (0:11.33)	0:24.38 [2] (0:11.47)	0:12.91 [2]
Average Speed [km/h]	55.9	68.8	64.6	63.3	62.3	55.8
Top Speed [km/h]	72.1	69.8	66.9	63.9	63.4	60.9
Avg. Dist. to Rail [m]	4.9	3.1	3.0	1.8	1.7	0.5
Avg. Stride Freq. [Hz]	2.4	2.4	2.3	2.3	2.3	2.2
Avg. Stride Length [m]	6.5	7.9	7.7	7.7	7.4	6.9



- [] Ranking at each section and finish
- .-.- No data available at this section
- NA No data available