



Doomben QLD Professional
Race 2: XXXX Class 3 Plate - 1630m
31 August 2024 - 12:29



BRISBANE
RACING CLUB

Track Rating: Soft 5, Weather: Fine, Rail Position: +5m Entire

Section		Overall	1400m	1200m	1000m	800m	600m	400m	Last 600m				
Field Times		1:37.45 (0:15.42)	1:22.03 (0:11.35)	1:10.68 (0:11.35)	0:59.33 (0:11.49)	0:47.84 (0:11.79)	0:36.05 (0:11.86)	0:24.19 (0:11.66)	0:36.05				
Rank	TAB Horse/Jockey	Barrier	Top Speed [km/h]	Fastest Section									Distance Travelled [m]
1	13 CREDIT CONTROLLER Taylor Marshall	5	65.2 1400m	0:11.23 1400m	1:37.45 [1] (0:16.06)	1:21.39 [7] (0:11.23)	1:10.16 [7] (0:11.43)	0:58.73 [6] (0:11.65)	0:47.08 [7] (0:11.77)	0:35.31 [6] (0:11.68)	0:23.63 [7] (0:11.42)	0:35.31	
2	7 AMERICAN PHIREBALL Justin Huxtable	1	64.2 1200m	0:11.34 1400m	1:37.55 [2] (0:15.77)	1:21.78 [2] (0:11.34)	1:10.44 [3] (0:11.43)	0:59.01 [3] (0:11.53)	0:47.48 [3] (0:11.69)	0:35.79 [3] (0:11.58)	0:24.21 [2] (0:11.58)	0:35.79	-9
3	6 SATAY CHICKEN Bailey Wheeler	6	65.7 400m	0:11.38 400m	1:37.57 [3] (0:16.35)	1:21.22 [9] (0:11.40)	1:09.82 [10] (0:11.51)	0:58.31 [10] (0:11.64)	0:46.67 [10] (0:11.66)	0:35.01 [10] (0:11.49)	0:23.52 [10] (0:11.38)	0:35.01	-2
4	12 WEST CORK Michael Rodd	2	65.4 Overall	0:11.35 1400m	1:37.61 [4] (0:15.42)	1:22.19 [1] (0:11.35)	1:10.84 [1] (0:11.35)	0:59.49 [1] (0:11.49)	0:48.00 [1] (0:11.79)	0:36.21 [1] (0:11.86)	0:24.35 [1] (0:11.83)	0:36.21	-11
5	8 HILLCREST AVENUE Cody Collis	10	66.5 1400m	0:11.08 1400m	1:37.81 [5] (0:15.96)	1:21.85 [5] (0:11.08)	1:10.77 [2] (0:11.29)	0:59.48 [2] (0:11.58)	0:47.90 [2] (0:11.77)	0:36.13 [2] (0:11.70)	0:24.43 [3] (0:11.75)	0:36.13	-3
6	3 EXTRA MANNERS Courtney Bellamy	8	65.2 400m	0:11.29 1400m	1:37.90 [6] (0:16.38)	1:21.52 [10] (0:11.29)	1:10.23 [9] (0:11.42)	0:58.81 [9] (0:11.57)	0:47.24 [9] (0:11.67)	0:35.57 [9] (0:11.57)	0:24.00 [8] (0:11.35)	0:35.57	-7
7	5 LUBRICATION James Orman	7	64.5 1400m	0:11.26 1400m	1:37.93 [7] (0:16.01)	1:21.92 [6] (0:11.26)	1:10.66 [6] (0:11.47)	0:59.19 [7] (0:11.58)	0:47.61 [5] (0:11.75)	0:35.86 [5] (0:11.62)	0:24.24 [6] (0:11.56)	0:35.86	-6
8	1 BALTIC COAST Andrew Mallyon	9	64.8 800m	0:11.34 1400m	1:37.95 [8] (0:16.17)	1:21.78 [8] (0:11.34)	1:10.44 [8] (0:11.44)	0:59.00 [8] (0:11.58)	0:47.42 [8] (0:11.67)	0:35.75 [8] (0:11.73)	0:24.02 [9] (0:11.59)	0:35.75	+1
9	10 BELLA TIVACI Marnu Potgieter	13	65.2 1000m	0:11.45 400m	1:38.06 [9] (0:16.56)	1:21.50 [11] (0:11.46)	1:10.04 [11] (0:11.52)	0:58.52 [12] (0:11.52)	0:47.00 [12] (0:11.74)	0:35.26 [12] (0:11.56)	0:23.70 [12] (0:11.45)	0:35.26	+2
10	4 KOKONOTSU Emily Lang	3	65.5 1400m	0:11.32 1400m	1:38.07 [10] (0:15.84)	1:22.23 [3] (0:11.32)	1:10.91 [4] (0:11.39)	0:59.52 [4] (0:11.77)	0:47.75 [6] (0:11.85)	0:35.90 [7] (0:11.52)	0:24.38 [5] (0:11.67)	0:35.90	+1

Scratched: Quothquan (#9)

[] Ranking at each section and finish
 -:-:- No data available at this section
 NA No data available

SCN Saddle cloth number
 DNF Did not finish
 DNT Did not track



Doomben QLD Professional

Race 2: XXXX Class 3 Plate - 1630m

31 August 2024 - 12:29



BRISBANE
RACING CLUB

Track Rating: Soft 5, Weather: Fine, Rail Position: +5m Entire

Section		Overall	1400m	1200m	1000m	800m	600m	400m	Last 600m
Field Times		1:37.45 (0:15.42)	1:22.03 (0:11.35)	1:10.68 (0:11.35)	0:59.33 (0:11.49)	0:47.84 (0:11.79)	0:36.05 (0:11.86)	0:24.19 (0:11.66)	0:36.05

Rank	TAB	Horse/Jockey	Barrier	Top Speed [km/h]	Fastest Section	Overall	1400m	1200m	1000m	800m	600m	400m	Last 600m	Distance Travelled [m]
11	11	SUPER CHILLED Damien Thornton	12	64.7 400m	0:11.28 400m	1:38.19 [11] (0:16.57)	1:21.62 [12] (0:11.45)	1:10.17 [12] (0:11.40)	0:58.77 [11] (0:11.53)	0:47.24 [11] (0:11.62)	0:35.62 [11] (0:11.62)	0:24.00 [11] (0:11.28)	0:35.62	-14
12	2	CHANCE WITH WOLVES Tahlia Fenlon	4	65.0 1400m	0:11.27 1400m	1:38.82 [12] (0:15.96)	1:22.86 [4] (0:11.27)	1:11.59 [5] (0:11.39)	1:00.20 [5] (0:11.64)	0:48.56 [4] (0:11.59)	0:36.97 [4] (0:11.78)	0:25.19 [4] (0:12.12)	0:36.97	-3

Scratched: Quothquan (#9)

[] Ranking at each section and finish
 -:-:-:- No data available at this section
 NA No data available

SCN Saddle cloth number
 DNF Did not finish
 DNT Did not track



Doomben QLD Professional

Race 2: XXXX Class 3 Plate - 1630m

31 August 2024 - 12:29



BRISBANE
RACING CLUB

Track Rating: Soft 5, Weather: Fine, Rail Position: +5m Entire

Section							200m			Last 600m
Field Times							0:12.53 (0:12.53)			0:36.05
Rank	TAB	Horse/Jockey	Barrier	Top Speed [km/h]	Fastest Section	Margin			Distance Travelled [m]	
1	13	CREDIT CONTROLLER Taylor Marshall	5	65.2 1400m	0:11.23 1400m	0:12.21 [4] (0:12.21)	1:37.45		0:35.31	
2	7	AMERICAN PHIREBALL Justin Huxtable	1	64.2 1200m	0:11.34 1400m	0:12.63 [1] (0:12.63)	0.6L		0:35.79 -9	
3	6	SATAY CHICKEN Bailey Wheeler	6	65.7 400m	0:11.38 400m	0:12.14 [8] (0:12.14)	0.72L		0:35.01 -2	
4	12	WEST CORK Michael Rodd	2	65.4 Overall	0:11.35 1400m	0:12.52 [2] (0:12.52)	0.98L		0:36.21 -11	
5	8	HILLCREST AVENUE Cody Collis	10	66.5 1400m	0:11.08 1400m	0:12.68 [3] (0:12.68)	2.16L		0:36.13 -3	
6	3	EXTRA MANNERS Courtney Bellamy	8	65.2 400m	0:11.29 1400m	0:12.65 [6] (0:12.65)	2.68L		0:35.57 -7	
7	5	LUBRICATION James Orman	7	64.5 1400m	0:11.26 1400m	0:12.68 [5] (0:12.68)	2.85L		0:35.86 -6	
8	1	BALTIC COAST Andrew Mallyon	9	64.8 800m	0:11.34 1400m	0:12.43 [10] (0:12.43)	2.94L		0:35.75 +1	
9	10	BELLA TIVACI Marnu Potgieter	13	65.2 1000m	0:11.45 400m	0:12.25 [12] (0:12.25)	3.6L		0:35.26 +2	
10	4	KOKONOTSU Emily Lang	3	65.5 1400m	0:11.32 1400m	0:12.71 [7] (0:12.71)	3.69L		0:35.90 +1	

Scratched: Quothquan (#9)

Report Created: Sat 31 August 2024 12:47 GMT+1 (Note: Timing is based on position data)

Page 3/16

[] Ranking at each section and finish
 -:-:- No data available at this section
 NA No data available

SCN Saddle cloth number
 DNF Did not finish
 DNT Did not track

data processed by  TRIPLESDATA



Doomben QLD Professional
Race 2: XXXX Class 3 Plate - 1630m
31 August 2024 - 12:29



Track Rating: Soft 5, Weather: Fine, Rail Position: +5m Entire

Section				200m				Last 600m	
Field Times				0:12.53 (0:12.53)				0:36.05	
Rank	TAB Horse/Jockey	Barrier	Top Speed [km/h]	Fastest Section	Margin				Distance Travelled [m]
11	11 SUPER CHILLED Damien Thornton	12	64.7 400m	0:11.28 400m	0:12.72 [9] (0:12.72)	4.38L		0:35.62	-14
12	2 CHANCE WITH WOLVES Tahlia Fenlon	4	65.0 1400m	0:11.27 1400m	0:13.07 [11] (0:13.07)	8.11L		0:36.97	-3

Scratched: Quothquan (#9)

[] Ranking at each section and finish
 -:-:-:- No data available at this section
 NA No data available

SCN Saddle cloth number
 DNF Did not finish
 DNT Did not track



Horse/Jockey Name	Credit Controller
Final Rank	1
Fastest Section Time (Section)	0:11.23 (1400m)
Top Speed [km/h] (Section)	65.2 (1400m)
Race State	Finished

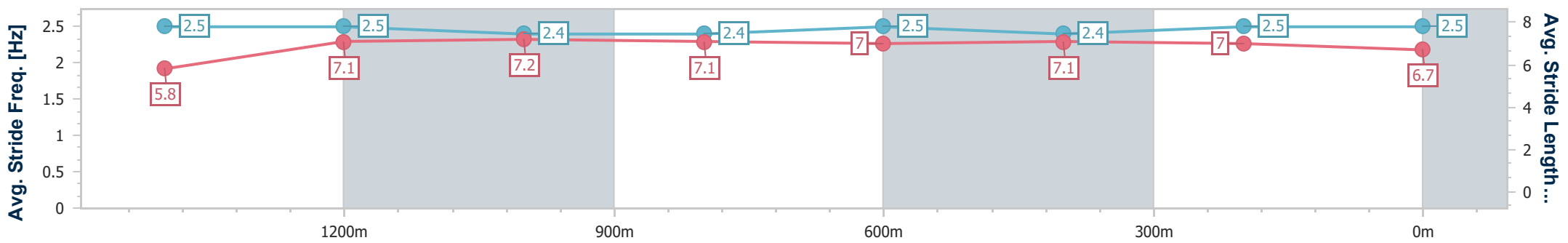
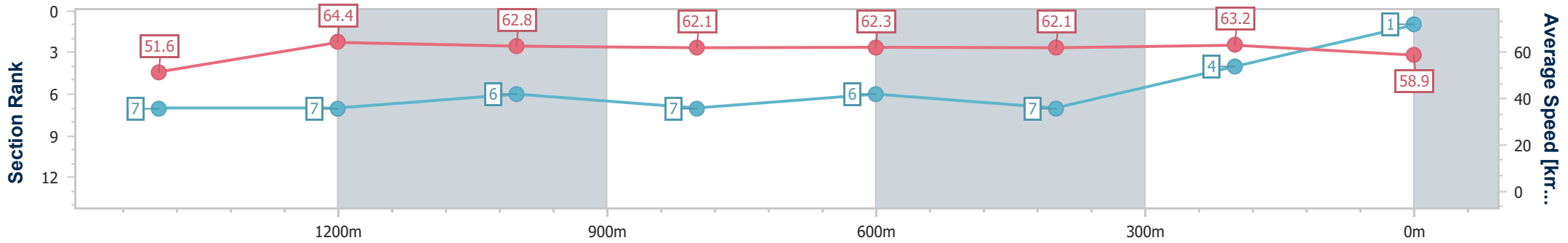


Doomben QLD Professional
Race 2: XXXX Class 3 Plate - 1630m
 31 August 2024 - 12:29
 Track Rating: Soft 5, Weather: Fine, Rail Position: +5m Entire



BRISBANE
RACING CLUB

Section	Overall	1400m	1200m	1000m	800m	600m	400m	200m
Section Times	1:37.45 [1] (0:16.06)	1:21.39 [7] (0:11.23)	1:10.16 [7] (0:11.43)	0:58.73 [6] (0:11.65)	0:47.08 [7] (0:11.77)	0:35.31 [6] (0:11.68)	0:23.63 [7] (0:11.42)	0:12.21 [4] (0:12.21)
Average Speed [km/h]	51.6	64.4	62.8	62.1	62.3	62.1	63.2	58.9
Top Speed [km/h]	64.6	65.2	63.7	63.4	63.1	63.6	63.9	61.9
Avg. Dist. to Rail [m]	1.0	0.7	1.8	1.7	3.1	2.0	2.0	2.1
Avg. Stride Freq. [Hz]	2.5	2.5	2.4	2.4	2.5	2.4	2.5	2.5
Avg. Stride Length [m]	5.8	7.1	7.2	7.1	7.0	7.1	7.0	6.7



- [] Ranking at each section and finish
- .-.- No data available at this section
- NA No data available



Horse/Jockey Name	American Phireball
Final Rank	2
Fastest Section Time (Section)	0:11.34 (1400m)
Top Speed [km/h] (Section)	64.2 (1200m)
Race State	Finished

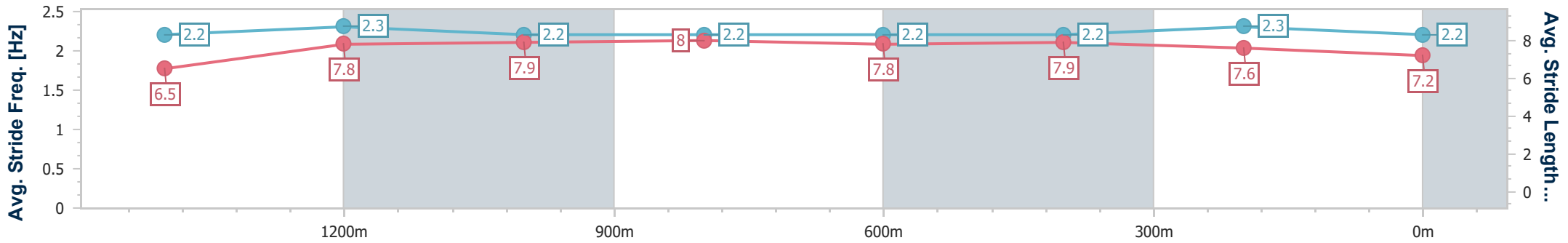
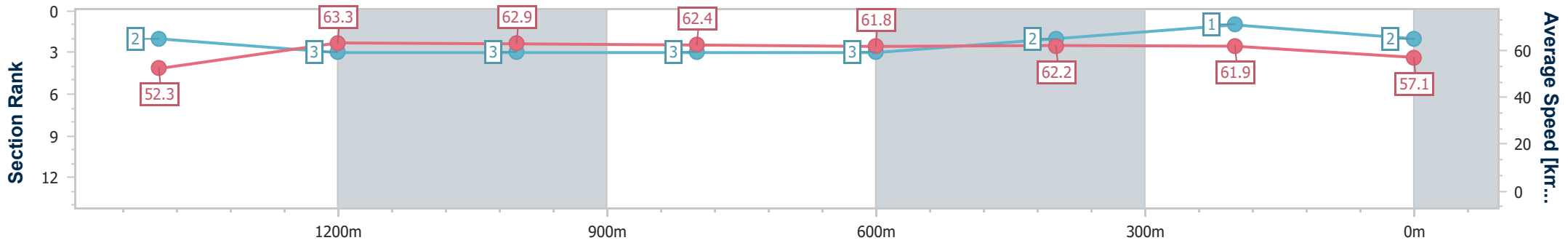


Doomben QLD Professional
Race 2: XXXX Class 3 Plate - 1630m
 31 August 2024 - 12:29
 Track Rating: Soft 5, Weather: Fine, Rail Position: +5m Entire



BRISBANE
RACING CLUB

Section	Overall	1400m	1200m	1000m	800m	600m	400m	200m
Section Times	1:37.55 [2] (0:15.77)	1:21.78 [2] (0:11.34)	1:10.44 [3] (0:11.43)	0:59.01 [3] (0:11.53)	0:47.48 [3] (0:11.69)	0:35.79 [3] (0:11.58)	0:24.21 [2] (0:11.58)	0:12.63 [1] (0:12.63)
Average Speed [km/h]	52.3	63.3	62.9	62.4	61.8	62.2	61.9	57.1
Top Speed [km/h]	63.2	64.0	64.2	64.2	62.5	62.9	64.1	59.8
Avg. Dist. to Rail [m]	1.5	0.7	0.2	0.3	0.6	0.6	0.4	0.5
Avg. Stride Freq. [Hz]	2.2	2.3	2.2	2.2	2.2	2.2	2.3	2.2
Avg. Stride Length [m]	6.5	7.8	7.9	8.0	7.8	7.9	7.6	7.2



- [] Ranking at each section and finish
- .-.- No data available at this section
- NA No data available



Horse/Jockey Name	Satay Chicken
Final Rank	3
Fastest Section Time (Section)	0:11.38 (400m)
Top Speed [km/h] (Section)	65.7 (400m)
Race State	Finished

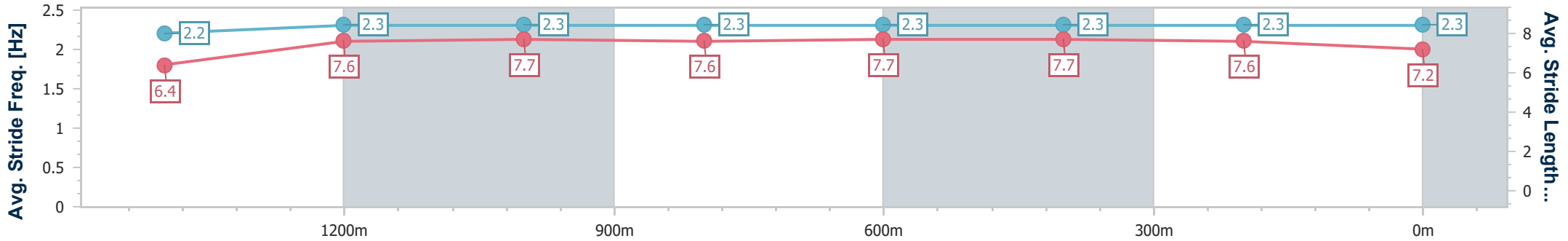
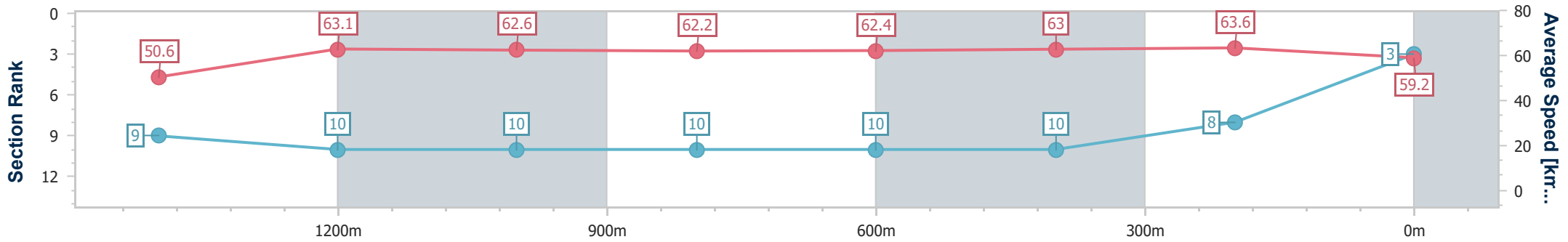


Doomben QLD Professional
Race 2: XXXX Class 3 Plate - 1630m
31 August 2024 - 12:29
Track Rating: Soft 5, Weather: Fine, Rail Position: +5m Entire



BRISBANE
RACING CLUB

Section	Overall	1400m	1200m	1000m	800m	600m	400m	200m					
Section Times	1:37.57 [3] (0:16.35)	1:21.22 [9] (0:11.40)	1:09.82 [10] (0:11.51)	0:58.31 [10] (0:11.64)	0:46.67 [10] (0:11.66)	0:35.01 [10] (0:11.49)	0:23.52 [10] (0:11.38)	0:12.14 [8]					
Average Speed [km/h]	50.6	63.1	62.6	62.2	62.4	63.0	63.6	59.2					
Top Speed [km/h]	62.2	64.2	64.3	64.4	65.1	65.1	65.7	61.4					
Avg. Dist. to Rail [m]	1.2	0.4	1.8	2.2	2.3	1.1	2.1	3.8					
Avg. Stride Freq. [Hz]	2.2	2.3	2.3	2.3	2.3	2.3	2.3	2.3					
Avg. Stride Length [m]	6.4	7.6	7.7	7.6	7.7	7.7	7.6	7.2					



- [] Ranking at each section and finish
- .-.- No data available at this section
- NA No data available



Horse/Jockey Name	West Cork
Final Rank	4
Fastest Section Time (Section)	0:11.35 (1400m)
Top Speed [km/h] (Section)	65.4 (Overall)
Race State	Finished

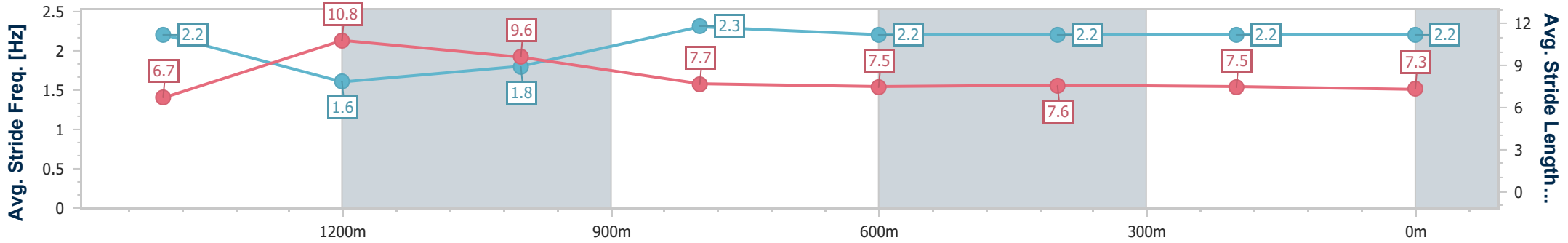
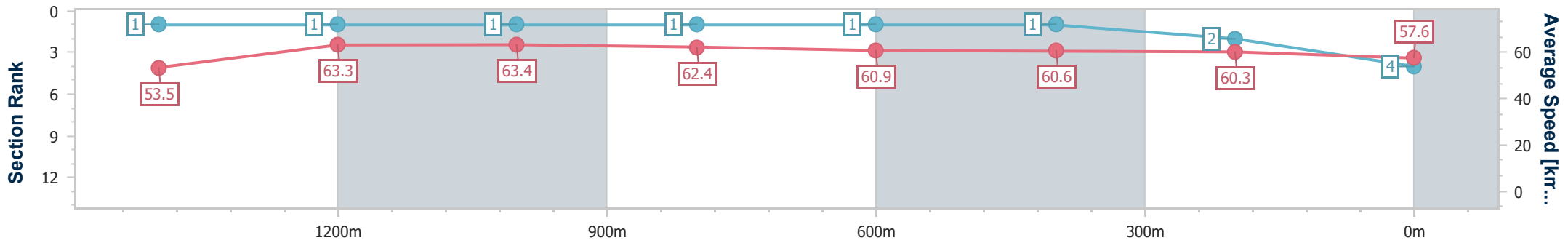


Doomben QLD Professional
Race 2: XXXX Class 3 Plate - 1630m
 31 August 2024 - 12:29
 Track Rating: Soft 5, Weather: Fine, Rail Position: +5m Entire



BRISBANE
RACING CLUB

Section	Overall	1400m	1200m	1000m	800m	600m	400m	200m
Section Times	1:37.61 [4] (0:15.42)	1:22.19 [1] (0:11.35)	1:10.84 [1] (0:11.35)	0:59.49 [1] (0:11.49)	0:48.00 [1] (0:11.79)	0:36.21 [1] (0:11.86)	0:24.35 [1] (0:11.83)	0:12.52 [2] (0:12.52)
Average Speed [km/h]	53.5	63.3	63.4	62.4	60.9	60.6	60.3	57.6
Top Speed [km/h]	65.4	64.4	64.4	64.4	61.6	61.3	61.6	60.0
Avg. Dist. to Rail [m]	0.8	0.7	0.2	0.7	0.6	0.9	2.4	1.2
Avg. Stride Freq. [Hz]	2.2	1.6	1.8	2.3	2.2	2.2	2.2	2.2
Avg. Stride Length [m]	6.7	10.8	9.6	7.7	7.5	7.6	7.5	7.3



- [] Ranking at each section and finish
- .-.- No data available at this section
- NA No data available



Horse/Jockey Name	Hillcrest Avenue
Final Rank	5
Fastest Section Time (Section)	0:11.08 (1400m)
Top Speed [km/h] (Section)	66.5 (1400m)
Race State	Finished

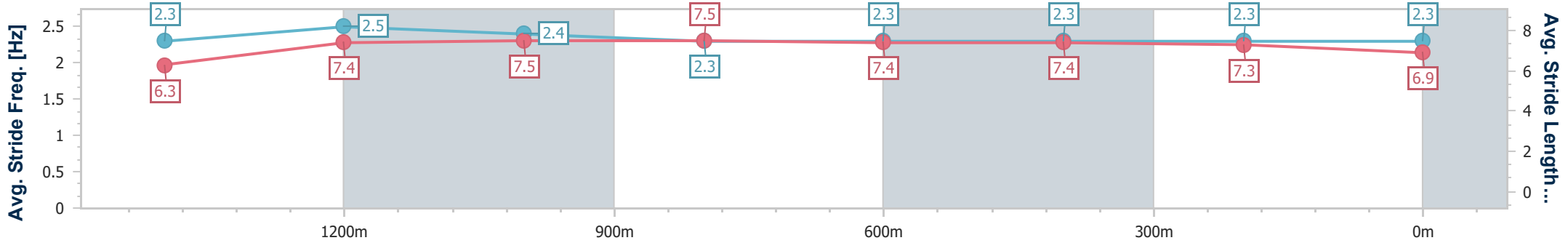
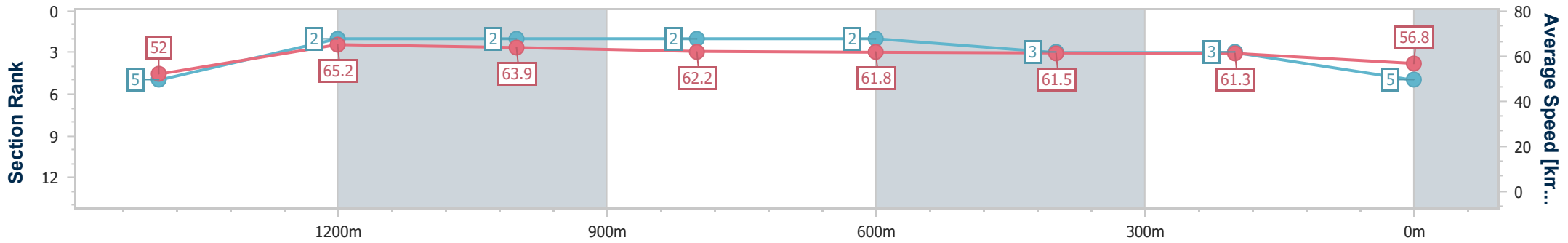


Doomben QLD Professional
Race 2: XXXX Class 3 Plate - 1630m
 31 August 2024 - 12:29
 Track Rating: Soft 5, Weather: Fine, Rail Position: +5m Entire



BRISBANE
RACING CLUB

Section	Overall	1400m	1200m	1000m	800m	600m	400m	200m
Section Times	1:37.81 [5] (0:15.96)	1:21.85 [5] (0:11.08)	1:10.77 [2] (0:11.29)	0:59.48 [2] (0:11.58)	0:47.90 [2] (0:11.77)	0:36.13 [2] (0:11.70)	0:24.43 [3] (0:11.75)	0:12.68 [3] (0:12.68)
Average Speed [km/h]	52.0	65.2	63.9	62.2	61.8	61.5	61.3	56.8
Top Speed [km/h]	64.9	66.5	65.1	63.0	62.2	62.4	63.0	59.2
Avg. Dist. to Rail [m]	3.7	1.1	1.2	1.0	1.3	0.7	0.8	1.1
Avg. Stride Freq. [Hz]	2.3	2.5	2.4	2.3	2.3	2.3	2.3	2.3
Avg. Stride Length [m]	6.3	7.4	7.5	7.5	7.4	7.4	7.3	6.9



- [] Ranking at each section and finish
- .-.- No data available at this section
- NA No data available



Horse/Jockey Name	Extra Manners
Final Rank	6
Fastest Section Time (Section)	0:11.29 (1400m)
Top Speed [km/h] (Section)	65.2 (400m)
Race State	Finished

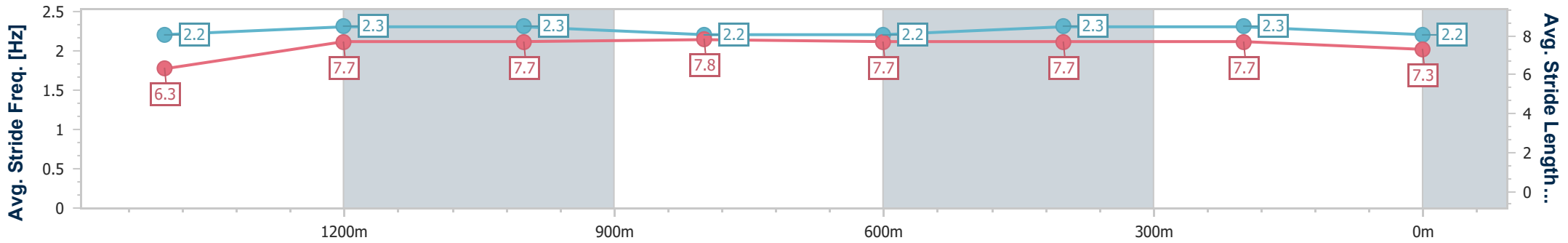
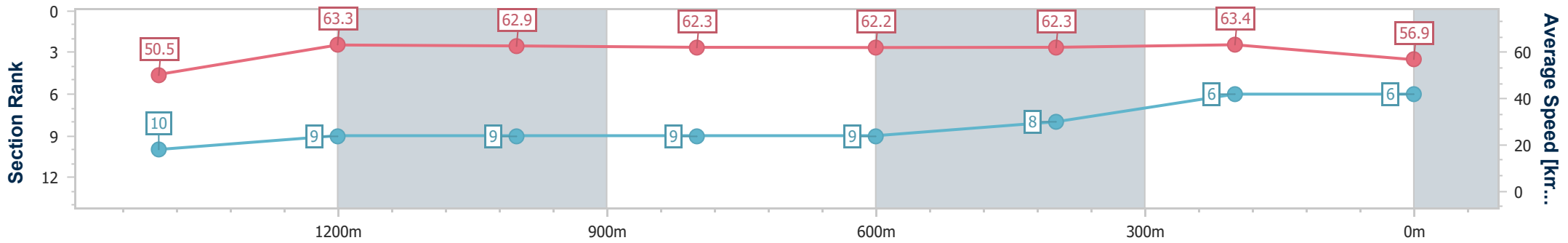


Doomben QLD Professional
Race 2: XXXX Class 3 Plate - 1630m
31 August 2024 - 12:29
Track Rating: Soft 5, Weather: Fine, Rail Position: +5m Entire



BRISBANE
RACING CLUB

Section	Overall	1400m	1200m	1000m	800m	600m	400m	200m
Section Times	1:37.90 [6] (0:16.38)	1:21.52 [10] (0:11.29)	1:10.23 [9] (0:11.42)	0:58.81 [9] (0:11.57)	0:47.24 [9] (0:11.67)	0:35.57 [9] (0:11.57)	0:24.00 [8] (0:11.35)	0:12.65 [6] (0:12.65)
Average Speed [km/h]	50.5	63.3	62.9	62.3	62.2	62.3	63.4	56.9
Top Speed [km/h]	63.3	64.6	63.9	64.0	63.1	63.6	65.2	61.5
Avg. Dist. to Rail [m]	2.7	1.3	0.6	0.3	1.1	0.5	0.4	0.4
Avg. Stride Freq. [Hz]	2.2	2.3	2.3	2.2	2.2	2.3	2.3	2.2
Avg. Stride Length [m]	6.3	7.7	7.7	7.8	7.7	7.7	7.7	7.3



- [] Ranking at each section and finish
- .-.- No data available at this section
- NA No data available



Horse/Jockey Name	Lubrication
Final Rank	7
Fastest Section Time (Section)	0:11.26 (1400m)
Top Speed [km/h] (Section)	64.5 (1400m)
Race State	Finished

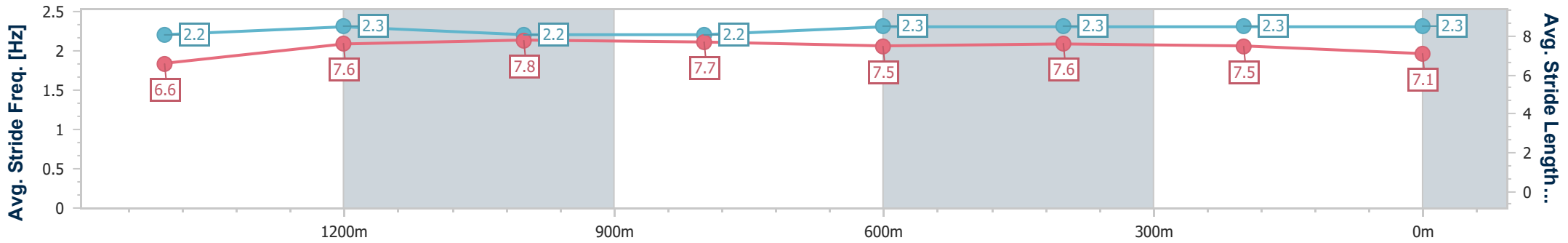
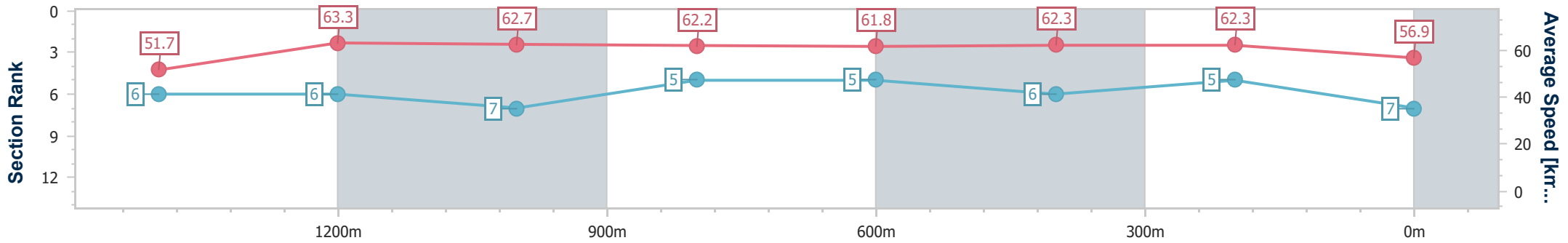


Doomben QLD Professional
Race 2: XXXX Class 3 Plate - 1630m
 31 August 2024 - 12:29
 Track Rating: Soft 5, Weather: Fine, Rail Position: +5m Entire



BRISBANE
RACING CLUB

Section	Overall	1400m	1200m	1000m	800m	600m	400m	200m
Section Times	1:37.93 [7] (0:16.01)	1:21.92 [6] (0:11.26)	1:10.66 [6] (0:11.47)	0:59.19 [7] (0:11.58)	0:47.61 [5] (0:11.75)	0:35.86 [5] (0:11.62)	0:24.24 [6] (0:11.56)	0:12.68 [5] (0:12.68)
Average Speed [km/h]	51.7	63.3	62.7	62.2	61.8	62.3	62.3	56.9
Top Speed [km/h]	63.9	64.5	64.0	64.4	63.1	63.2	63.5	61.2
Avg. Dist. to Rail [m]	2.9	1.7	0.1	0.3	1.6	1.2	1.4	0.9
Avg. Stride Freq. [Hz]	2.2	2.3	2.2	2.2	2.3	2.3	2.3	2.3
Avg. Stride Length [m]	6.6	7.6	7.8	7.7	7.5	7.6	7.5	7.1



- [] Ranking at each section and finish
- .-.- No data available at this section
- NA No data available



Horse/Jockey Name	Baltic Coast
Final Rank	8
Fastest Section Time (Section)	0:11.34 (1400m)
Top Speed [km/h] (Section)	64.8 (800m)
Race State	Finished

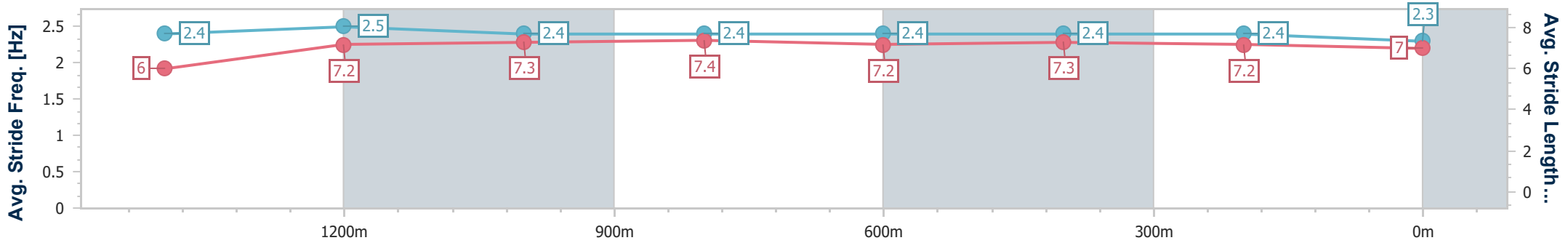
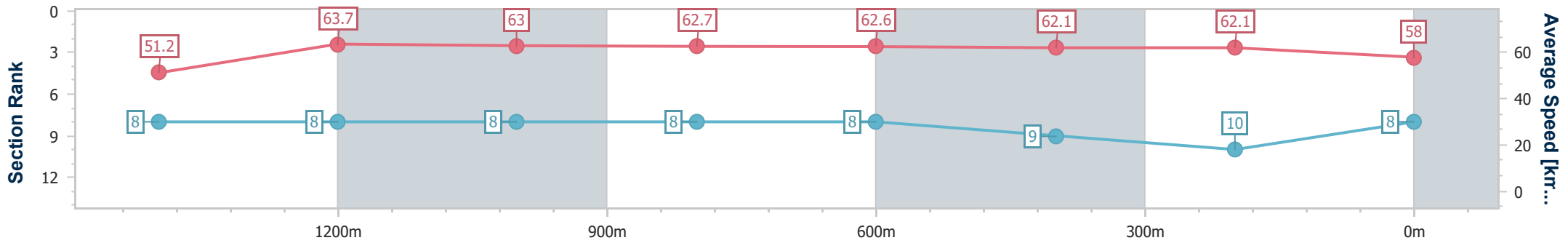


Doomben QLD Professional
Race 2: XXXX Class 3 Plate - 1630m
 31 August 2024 - 12:29
 Track Rating: Soft 5, Weather: Fine, Rail Position: +5m Entire



BRISBANE
RACING CLUB

Section	Overall	1400m	1200m	1000m	800m	600m	400m	200m
Section Times	1:37.95 [8] (0:16.17)	1:21.78 [8] (0:11.34)	1:10.44 [8] (0:11.44)	0:59.00 [8] (0:11.58)	0:47.42 [8] (0:11.67)	0:35.75 [8] (0:11.73)	0:24.02 [9] (0:11.59)	0:12.43 [10] (0:12.43)
Average Speed [km/h]	51.2	63.7	63.0	62.7	62.6	62.1	62.1	58.0
Top Speed [km/h]	63.0	64.6	64.2	64.2	64.8	64.0	63.9	61.4
Avg. Dist. to Rail [m]	2.6	0.4	1.5	2.3	3.2	1.9	3.4	5.2
Avg. Stride Freq. [Hz]	2.4	2.5	2.4	2.4	2.4	2.4	2.4	2.3
Avg. Stride Length [m]	6.0	7.2	7.3	7.4	7.2	7.3	7.2	7.0



- [] Ranking at each section and finish
- .-.- No data available at this section
- NA No data available



Horse/Jockey Name	Bella Tivaci
Final Rank	9
Fastest Section Time (Section)	0:11.45 (400m)
Top Speed [km/h] (Section)	65.2 (1000m)
Race State	Finished

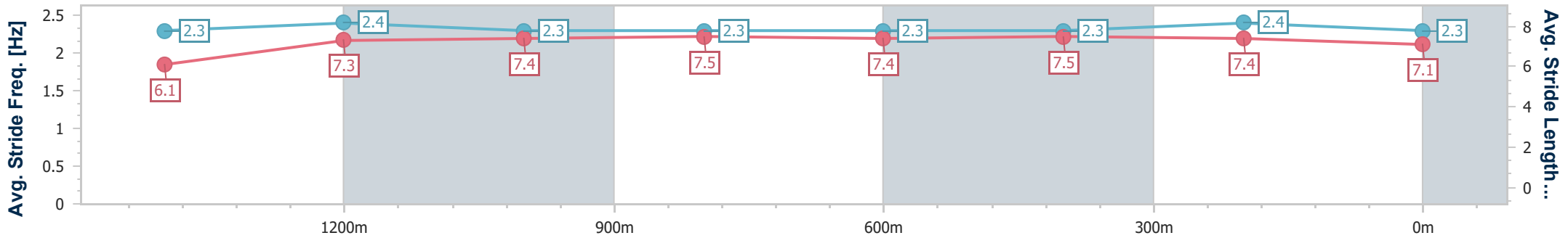
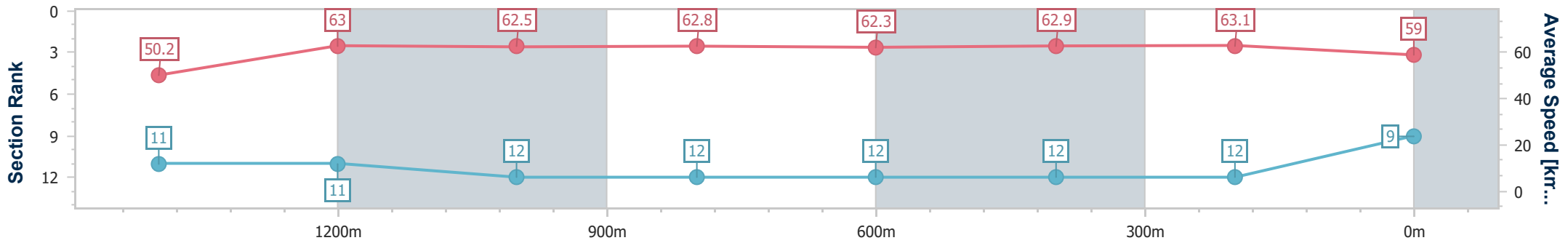


Doomben QLD Professional
Race 2: XXXX Class 3 Plate - 1630m
 31 August 2024 - 12:29
 Track Rating: Soft 5, Weather: Fine, Rail Position: +5m Entire



BRISBANE
RACING CLUB

Section	Overall	1400m	1200m	1000m	800m	600m	400m	200m
Section Times	1:38.06 [9] (0:16.56)	1:21.50 [11] (0:11.46)	1:10.04 [11] (0:11.52)	0:58.52 [12] (0:11.52)	0:47.00 [12] (0:11.74)	0:35.26 [12] (0:11.56)	0:23.70 [12] (0:11.45)	0:12.25 [12] (0:12.25)
Average Speed [km/h]	50.2	63.0	62.5	62.8	62.3	62.9	63.1	59.0
Top Speed [km/h]	64.7	64.5	64.5	65.2	64.1	64.1	64.2	61.5
Avg. Dist. to Rail [m]	4.4	0.7	1.8	2.0	3.4	1.7	3.3	3.5
Avg. Stride Freq. [Hz]	2.3	2.4	2.3	2.3	2.3	2.3	2.4	2.3
Avg. Stride Length [m]	6.1	7.3	7.4	7.5	7.4	7.5	7.4	7.1



- [] Ranking at each section and finish
- .-.- No data available at this section
- NA No data available



Horse/Jockey Name	Kokonotsu
Final Rank	10
Fastest Section Time (Section)	0:11.32 (1400m)
Top Speed [km/h] (Section)	65.5 (1400m)
Race State	Finished

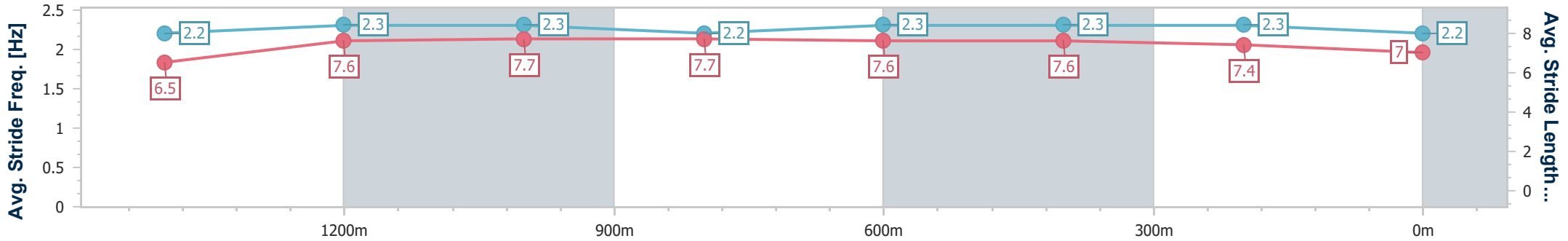
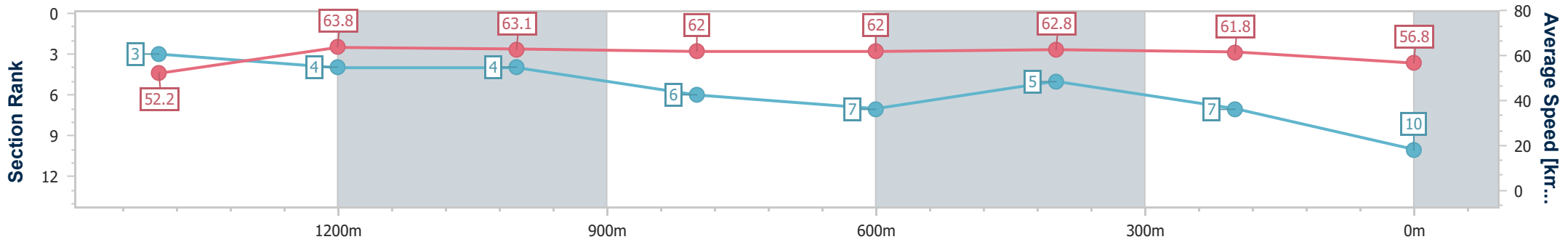


Doomben QLD Professional
Race 2: XXXX Class 3 Plate - 1630m
 31 August 2024 - 12:29
 Track Rating: Soft 5, Weather: Fine, Rail Position: +5m Entire



BRISBANE
RACING CLUB

Section	Overall	1400m	1200m	1000m	800m	600m	400m	200m
Section Times	1:38.07 [10] (0:15.84)	1:22.23 [3] (0:11.32)	1:10.91 [4] (0:11.39)	0:59.52 [4] (0:11.77)	0:47.75 [6] (0:11.85)	0:35.90 [7] (0:11.52)	0:24.38 [5] (0:11.67)	0:12.71 [7] (0:12.71)
Average Speed [km/h]	52.2	63.8	63.1	62.0	62.0	62.8	61.8	56.8
Top Speed [km/h]	64.9	65.5	64.6	64.4	62.9	63.6	63.6	61.0
Avg. Dist. to Rail [m]	1.1	0.6	2.5	3.2	3.7	1.0	2.9	2.9
Avg. Stride Freq. [Hz]	2.2	2.3	2.3	2.2	2.3	2.3	2.3	2.2
Avg. Stride Length [m]	6.5	7.6	7.7	7.7	7.6	7.6	7.4	7.0



- [] Ranking at each section and finish
- .-.- No data available at this section
- NA No data available



Horse/Jockey Name	Super Chilled
Final Rank	11
Fastest Section Time (Section)	0:11.28 (400m)
Top Speed [km/h] (Section)	64.7 (400m)
Race State	Finished

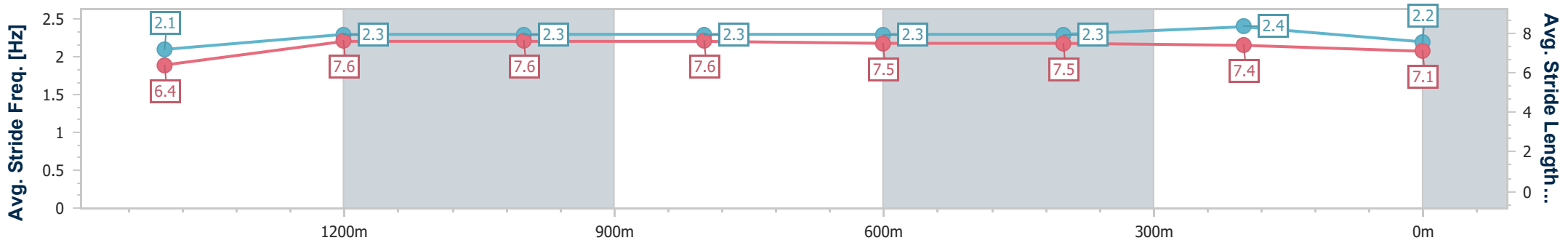
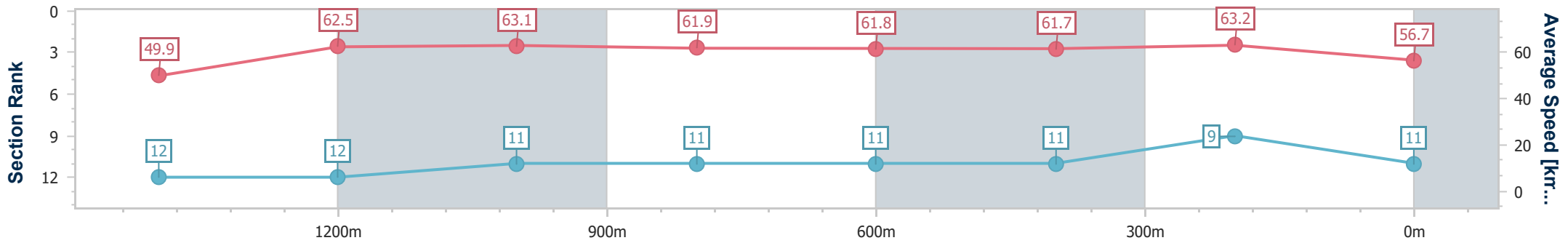


Doomben QLD Professional
Race 2: XXXX Class 3 Plate - 1630m
 31 August 2024 - 12:29
 Track Rating: Soft 5, Weather: Fine, Rail Position: +5m Entire



BRISBANE
RACING CLUB

Section	Overall	1400m	1200m	1000m	800m	600m	400m	200m
Section Times	1:38.19 [11] (0:16.57)	1:21.62 [12] (0:11.45)	1:10.17 [12] (0:11.40)	0:58.77 [11] (0:11.53)	0:47.24 [11] (0:11.62)	0:35.62 [11] (0:11.62)	0:24.00 [11] (0:11.28)	0:12.72 [9] (0:12.72)
Average Speed [km/h]	49.9	62.5	63.1	61.9	61.8	61.7	63.2	56.7
Top Speed [km/h]	62.2	63.5	64.4	64.0	63.8	62.5	64.7	62.5
Avg. Dist. to Rail [m]	4.1	1.6	2.0	1.8	0.7	1.4	1.8	0.2
Avg. Stride Freq. [Hz]	2.1	2.3	2.3	2.3	2.3	2.3	2.4	2.2
Avg. Stride Length [m]	6.4	7.6	7.6	7.6	7.5	7.5	7.4	7.1



- [] Ranking at each section and finish
- .-.- No data available at this section
- NA No data available



Horse/Jockey Name	Chance With Wolves
Final Rank	12
Fastest Section Time (Section)	0:11.27 (1400m)
Top Speed [km/h] (Section)	65.0 (1400m)
Race State	Finished

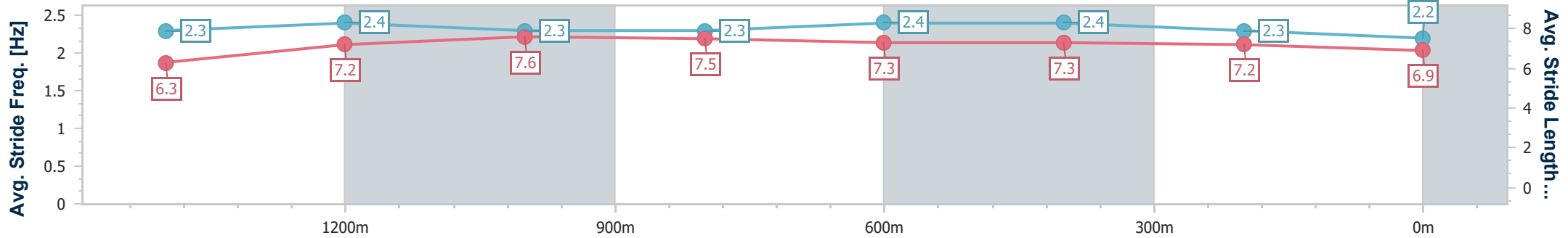
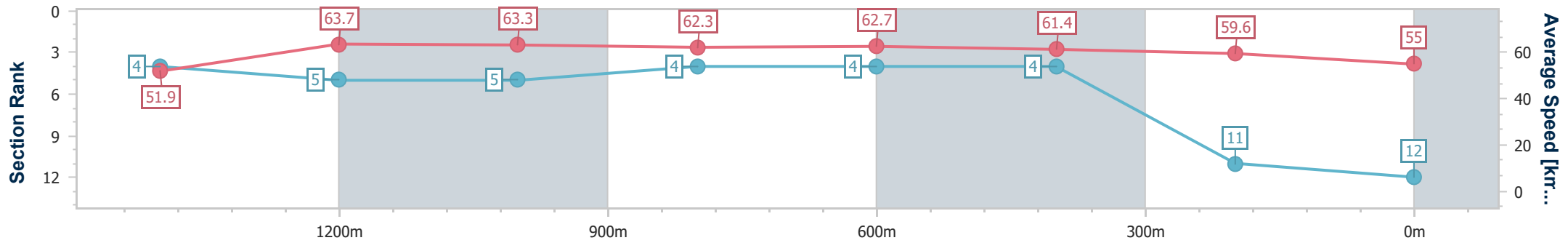


Doomben QLD Professional
Race 2: XXXX Class 3 Plate - 1630m
 31 August 2024 - 12:29
 Track Rating: Soft 5, Weather: Fine, Rail Position: +5m Entire



BRISBANE
RACING CLUB

Section	Overall	1400m	1200m	1000m	800m	600m	400m	200m
Section Times	1:38.82 [12] (0:15.96)	1:22.86 [4] (0:11.27)	1:11.59 [5] (0:11.39)	1:00.20 [5] (0:11.64)	0:48.56 [4] (0:11.59)	0:36.97 [4] (0:11.78)	0:25.19 [4] (0:12.12)	0:13.07 [11] (0:13.07)
Average Speed [km/h]	51.9	63.7	63.3	62.3	62.7	61.4	59.6	55.0
Top Speed [km/h]	64.4	65.0	63.9	63.2	63.6	62.6	61.0	57.6
Avg. Dist. to Rail [m]	0.9	0.5	1.1	1.7	1.6	0.8	3.8	4.0
Avg. Stride Freq. [Hz]	2.3	2.4	2.3	2.3	2.4	2.4	2.3	2.2
Avg. Stride Length [m]	6.3	7.2	7.6	7.5	7.3	7.3	7.2	6.9



- [] Ranking at each section and finish
- .-.- No data available at this section
- NA No data available