



# Doomben QLD Professional

## Race 1: SKY RACING BENCHMARK 78 Handicap - 2200m

31 August 2024 - 11:53



BRISBANE  
RACING CLUB

Track Rating: Soft 5, Weather: Fine, Rail Position: +5m Entire

Section		Overall	2000m	1800m	1600m	1400m	1200m	1000m	Last 600m				
Field Times		2:15.98 (0:14.50)	2:01.48 (0:11.60)	1:49.88 (0:12.22)	1:37.66 (0:12.78)	1:24.88 (0:12.80)	1:12.08 (0:12.13)	0:59.95 (0:12.37)	0:35.29				
Rank	TAB Horse/Jockey	Barrier	Top Speed [km/h]	Fastest Section									Distance Travelled [m]
1	11 ARTFUL GIRL Tahlia Fenlon	4	64.0 Overall	0:11.45 400m	2:15.98 [1] (0:14.51)	2:01.47 [2] (0:11.60)	1:49.87 [2] (0:12.21)	1:37.66 [1] (0:12.78)	1:24.88 [1] (0:13.00)	1:11.88 [3] (0:12.21)	0:59.67 [3] (0:12.36)	0:35.05	
2	8 CHASSAGNE Damien Thornton	2	64.9 400m	0:11.25 400m	2:16.08 [2] (0:14.96)	2:01.12 [6] (0:11.62)	1:49.50 [6] (0:12.60)	1:36.90 [6] (0:12.75)	1:24.15 [6] (0:12.83)	1:11.32 [6] (0:12.29)	0:59.03 [6] (0:12.18)	0:34.87	+10
3	5 REDWOOD SHADOW Kyle Wilson-Taylor	7	65.5 400m	0:11.28 400m	2:16.31 [3] (0:15.27)	2:01.04 [8] (0:11.62)	1:49.42 [8] (0:12.72)	1:36.70 [8] (0:12.71)	1:23.99 [8] (0:12.81)	1:11.18 [8] (0:12.35)	0:58.83 [8] (0:12.17)	0:34.85	+5
4	7 FERNAO Jag Guthmann-Chester	1	64.9 2000m	0:11.49 400m	2:16.36 [4] (0:14.94)	2:01.42 [5] (0:11.60)	1:49.82 [5] (0:12.62)	1:37.20 [5] (0:12.72)	1:24.48 [5] (0:12.81)	1:11.67 [5] (0:12.31)	0:59.36 [5] (0:12.14)	0:35.19	-4
5	3 COUP DE TONNERRE Justin Huxtable	3	63.7 Overall	0:11.60 400m	2:16.41 [5] (0:14.75)	2:01.66 [3] (0:11.61)	1:50.05 [4] (0:12.35)	1:37.70 [3] (0:12.63)	1:25.07 [3] (0:12.92)	1:12.15 [4] (0:12.22)	0:59.93 [4] (0:12.34)	0:35.43	+3
6	2 SOUTHERN STOCK Bailey Wheeler	8	64.3 2000m	0:11.43 2000m	2:16.47 [6] (0:14.91)	2:01.56 [4] (0:11.43)	1:50.13 [3] (0:12.41)	1:37.72 [4] (0:12.72)	1:25.00 [4] (0:12.43)	1:12.57 [1] (0:12.13)	1:00.44 [1] (0:12.37)	0:35.78	+4
7	4 TAPPY'S LAD Nikita Beriman	10	64.5 2000m	0:11.60 2000m	2:16.60 [7] (0:14.50)	2:02.10 [1] (0:11.60)	1:50.50 [1] (0:12.35)	1:38.15 [2] (0:12.73)	1:25.42 [2] (0:12.83)	1:12.59 [2] (0:12.16)	1:00.43 [2] (0:12.37)	0:35.78	+8
8	6 BEDFORD SQUARE Angela Jones	6	63.6 400m	0:11.42 400m	2:16.66 [8] (0:15.19)	2:01.47 [7] (0:11.62)	1:49.85 [7] (0:12.72)	1:37.13 [7] (0:12.65)	1:24.48 [7] (0:12.77)	1:11.71 [7] (0:12.34)	0:59.37 [7] (0:12.15)	0:35.28	+4
9	9 CLASSIC DEEL Andrew Mallyon	9	63.7 400m	0:11.48 400m	2:17.43 [9] (0:15.37)	2:02.06 [9] (0:11.71)	1:50.35 [9] (0:12.67)	1:37.68 [9] (0:12.69)	1:24.99 [9] (0:12.85)	1:12.14 [9] (0:12.35)	0:59.79 [9] (0:12.18)	0:35.75	+2

Scratched: Intuitu (#10), Hector De Maris (#1)

[ ] Ranking at each section and finish  
 -:-:- No data available at this section  
 NA No data available

SCN Saddle cloth number  
 DNF Did not finish  
 DNT Did not track



# Doomben QLD Professional

## Race 1: SKY RACING BENCHMARK 78 Handicap - 2200m

31 August 2024 - 11:53



BRISBANE  
RACING CLUB

Track Rating: Soft 5, Weather: Fine, Rail Position: +5m Entire

Section						800m	600m	400m	200m	Last 600m	
Field Times						0:47.58 (0:12.29)	0:35.29 (0:11.77)	0:23.52 (0:11.63)	0:11.89 (0:11.89)	0:35.29	
Rank	TAB Horse/Jockey	Barrier	Top Speed [km/h]	Fastest Section					Margin	Distance Travelled [m]	
1	11 ARTFUL GIRL Tahlia Fenlon	4	64.0 Overall	0:11.45 400m	0:47.31 [3] (0:12.26)	0:35.05 [3] (0:11.80)	0:23.25 [3] (0:11.45)	0:11.80 [3] (0:11.80)	2:15.98	0:35.05	
2	8 CHASSAGNE Damien Thornton	2	64.9 400m	0:11.25 400m	0:46.85 [6] (0:11.98)	0:34.87 [6] (0:11.64)	0:23.23 [5] (0:11.25)	0:11.98 [2] (0:11.98)	0.6L	0:34.87 +10	
3	5 REDWOOD SHADOW Kyle Wilson-Taylor	7	65.5 400m	0:11.28 400m	0:46.66 [8] (0:11.81)	0:34.85 [8] (0:11.64)	0:23.21 [7] (0:11.28)	0:11.93 [5] (0:11.93)	1.94L	0:34.85 +5	
4	7 FERNAO Jag Guthmann-Chester	1	64.9 2000m	0:11.49 400m	0:47.22 [5] (0:12.03)	0:35.19 [5] (0:11.74)	0:23.45 [6] (0:11.49)	0:11.96 [6] (0:11.96)	2.2L	0:35.19 -4	
5	3 COUP DE TONNERRE Justin Huxtable	3	63.7 Overall	0:11.60 400m	0:47.59 [4] (0:12.16)	0:35.43 [4] (0:11.61)	0:23.82 [2] (0:11.60)	0:12.22 [4] (0:12.22)	2.49L	0:35.43 +3	
6	2 SOUTHERN STOCK Bailey Wheeler	8	64.3 2000m	0:11.43 2000m	0:48.07 [1] (0:12.29)	0:35.78 [1] (0:11.77)	0:24.01 [1] (0:11.63)	0:12.38 [1] (0:12.38)	2.86L	0:35.78 +4	
7	4 TAPPY'S LAD Nikita Beriman	10	64.5 2000m	0:11.60 2000m	0:48.06 [2] (0:12.28)	0:35.78 [2] (0:11.93)	0:23.85 [4] (0:11.68)	0:12.17 [7] (0:12.17)	3.65L	0:35.78 +8	
8	6 BEDFORD SQUARE Angela Jones	6	63.6 400m	0:11.42 400m	0:47.22 [7] (0:11.94)	0:35.28 [7] (0:11.78)	0:23.50 [8] (0:11.42)	0:12.08 [8] (0:12.08)	3.97L	0:35.28 +4	
9	9 CLASSIC DEEL Andrew Mallyon	9	63.7 400m	0:11.48 400m	0:47.61 [9] (0:11.86)	0:35.75 [9] (0:11.87)	0:23.88 [9] (0:11.48)	0:12.40 [9] (0:12.40)	8.51L	0:35.75 +2	

Scratched: Intuitu (#10), Hector De Maris (#1)

[ ] Ranking at each section and finish  
 -:-:- No data available at this section  
 NA No data available

SCN Saddle cloth number  
 DNF Did not finish  
 DNT Did not track



Horse/Jockey Name	Artful Girl
Final Rank	1
Fastest Section Time (Section)	0:11.45 (400m)
Top Speed [km/h] (Section)	64.0 (Overall)
Race State	Finished



Doomben QLD Professional

Race 1: SKY RACING BENCHMARK 78 Handicap - 2200m

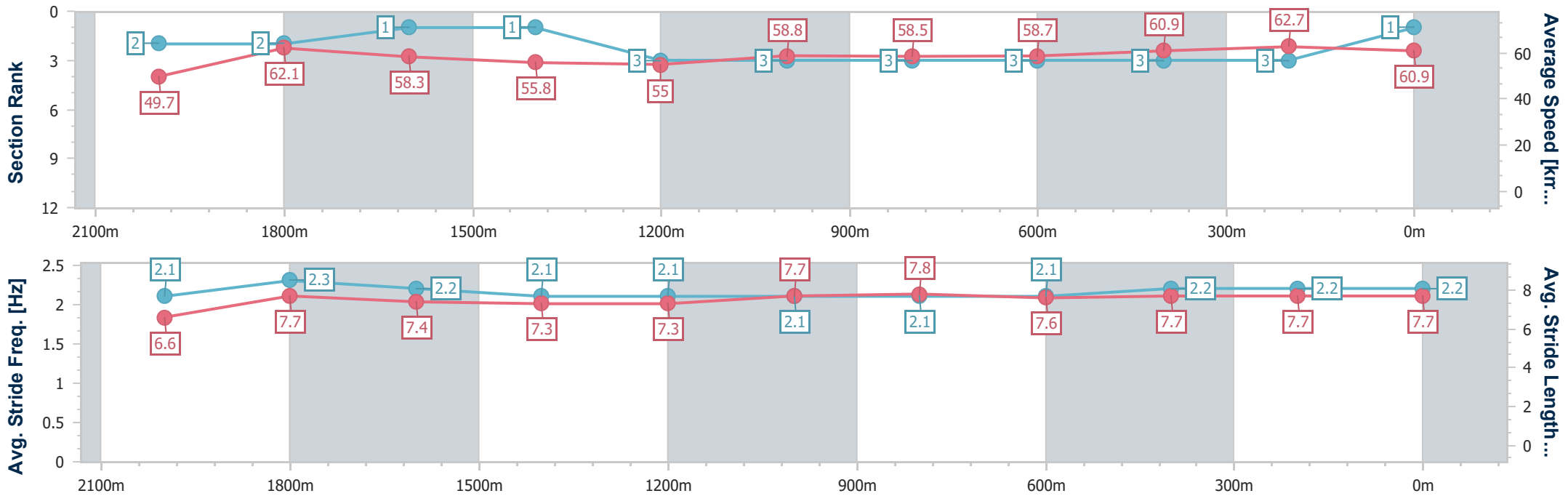
31 August 2024 - 11:53

Track Rating: Soft 5, Weather: Fine, Rail Position: +5m Entire



BRISBANE RACING CLUB

Section	Overall	2000m	1800m	1600m	1400m	1200m	1000m	800m	600m	400m	200m
Section Times	2:15.98 [1] (0:14.51)	2:01.47 [2] (0:11.60)	1:49.87 [2] (0:12.21)	1:37.66 [1] (0:12.78)	1:24.88 [1] (0:13.00)	1:11.88 [3] (0:12.21)	0:59.67 [3] (0:12.36)	0:47.31 [3] (0:12.26)	0:35.05 [3] (0:11.80)	0:23.25 [3] (0:11.45)	0:11.80 [3] (0:11.80)
Average Speed [km/h]	49.7	62.1	58.3	55.8	55.0	58.8	58.5	58.7	60.9	62.7	60.9
Top Speed [km/h]	64.0	63.9	59.1	57.1	56.4	60.3	58.9	59.7	63.4	63.6	62.6
Avg. Dist. to Rail [m]	2.8	1.5	2.1	2.3	1.3	0.3	0.1	0.4	0.6	1.0	1.3
Avg. Stride Freq. [Hz]	2.1	2.3	2.2	2.1	2.1	2.1	2.1	2.1	2.2	2.2	2.2
Avg. Stride Length [m]	6.6	7.7	7.4	7.3	7.3	7.7	7.8	7.6	7.7	7.7	7.7



- [ ] Ranking at each section and finish
- .-.- No data available at this section
- NA No data available



Horse/Jockey Name	Chassagne
Final Rank	2
Fastest Section Time (Section)	0:11.25 (400m)
Top Speed [km/h] (Section)	64.9 (400m)
Race State	Finished

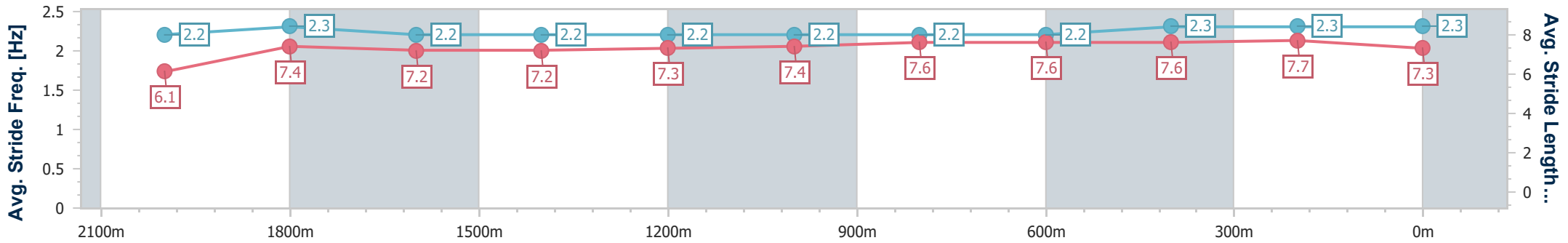
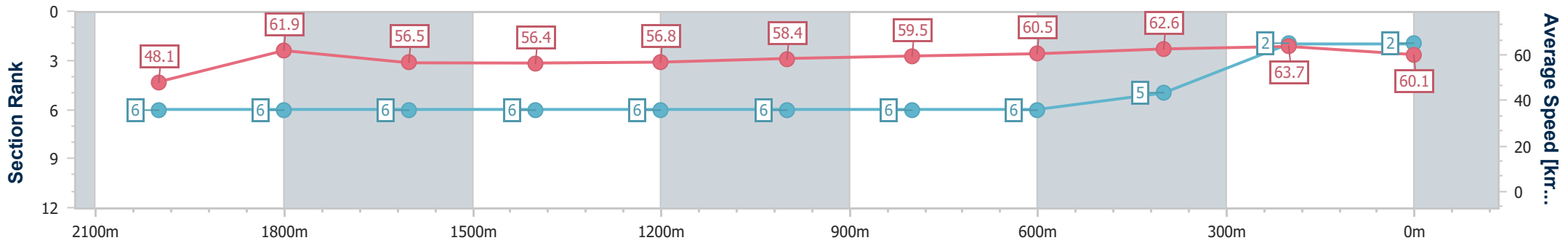


**Doomben QLD Professional**  
**Race 1: SKY RACING BENCHMARK 78 Handicap - 2200m**  
 31 August 2024 - 11:53  
 Track Rating: Soft 5, Weather: Fine, Rail Position: +5m Entire



BRISBANE  
RACING CLUB

Section	Overall	2000m	1800m	1600m	1400m	1200m	1000m	800m	600m	400m	200m
Section Times	2:16.08 [2] (0:14.96)	2:01.12 [6] (0:11.62)	1:49.50 [6] (0:12.60)	1:36.90 [6] (0:12.75)	1:24.15 [6] (0:12.83)	1:11.32 [6] (0:12.29)	0:59.03 [6] (0:12.18)	0:46.85 [6] (0:11.98)	0:34.87 [6] (0:11.64)	0:23.23 [5] (0:11.25)	0:11.98 [2] (0:11.98)
Average Speed [km/h]	48.1	61.9	56.5	56.4	56.8	58.4	59.5	60.5	62.6	63.7	60.1
Top Speed [km/h]	62.2	62.9	59.0	57.1	57.3	60.0	60.5	61.9	63.8	64.9	62.9
Avg. Dist. to Rail [m]	1.0	1.4	2.1	0.5	1.4	2.0	1.6	2.0	1.6	0.6	2.1
Avg. Stride Freq. [Hz]	2.2	2.3	2.2	2.2	2.2	2.2	2.2	2.2	2.3	2.3	2.3
Avg. Stride Length [m]	6.1	7.4	7.2	7.2	7.3	7.4	7.6	7.6	7.6	7.7	7.3



- [ ] Ranking at each section and finish
- .-.- No data available at this section
- NA No data available



Horse/Jockey Name	Redwood Shadow
Final Rank	3
Fastest Section Time (Section)	0:11.28 (400m)
Top Speed [km/h] (Section)	65.5 (400m)
Race State	Finished



Doomben QLD Professional

Race 1: SKY RACING BENCHMARK 78 Handicap - 2200m

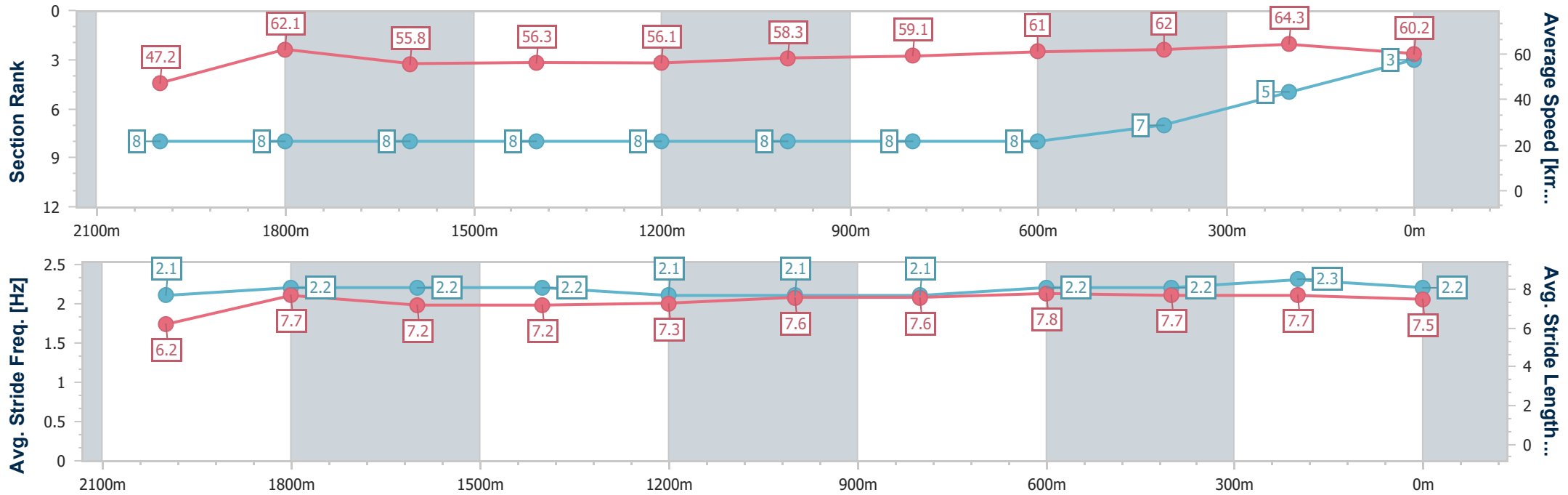
31 August 2024 - 11:53

Track Rating: Soft 5, Weather: Fine, Rail Position: +5m Entire



BRISBANE RACING CLUB

Section	Overall	2000m	1800m	1600m	1400m	1200m	1000m	800m	600m	400m	200m
Section Times	2:16.31 [3] (0:15.27)	2:01.04 [8] (0:11.62)	1:49.42 [8] (0:12.72)	1:36.70 [8] (0:12.71)	1:23.99 [8] (0:12.81)	1:11.18 [8] (0:12.35)	0:58.83 [8] (0:12.17)	0:46.66 [8] (0:11.81)	0:34.85 [8] (0:11.64)	0:23.21 [7] (0:11.28)	0:11.93 [5] (0:11.93)
Average Speed [km/h]	47.2	62.1	55.8	56.3	56.1	58.3	59.1	61.0	62.0	64.3	60.2
Top Speed [km/h]	61.1	63.2	60.0	57.0	57.4	60.6	61.0	62.0	64.2	65.5	63.3
Avg. Dist. to Rail [m]	2.0	1.1	1.7	1.2	0.6	0.4	0.2	0.5	0.7	3.3	4.8
Avg. Stride Freq. [Hz]	2.1	2.2	2.2	2.2	2.1	2.1	2.1	2.2	2.2	2.3	2.2
Avg. Stride Length [m]	6.2	7.7	7.2	7.2	7.3	7.6	7.6	7.8	7.7	7.7	7.5



- [ ] Ranking at each section and finish
- .-.- No data available at this section
- NA No data available



Horse/Jockey Name	Fernao
Final Rank	4
Fastest Section Time (Section)	0:11.49 (400m)
Top Speed [km/h] (Section)	64.9 (2000m)
Race State	Finished

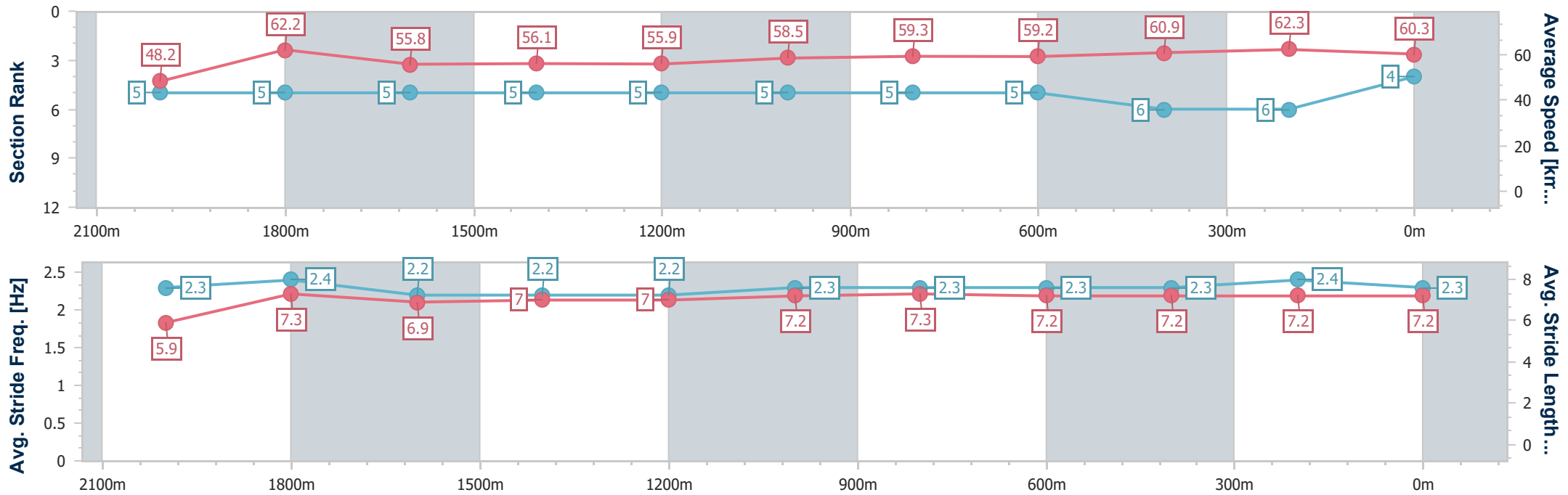


**Doomben QLD Professional**  
**Race 1: SKY RACING BENCHMARK 78 Handicap - 2200m**  
 31 August 2024 - 11:53  
 Track Rating: Soft 5, Weather: Fine, Rail Position: +5m Entire



BRISBANE  
RACING CLUB

Section	Overall	2000m	1800m	1600m	1400m	1200m	1000m	800m	600m	400m	200m
Section Times	2:16.36 [4] (0:14.94)	2:01.42 [5] (0:11.60)	1:49.82 [5] (0:12.62)	1:37.20 [5] (0:12.72)	1:24.48 [5] (0:12.81)	1:11.67 [5] (0:12.31)	0:59.36 [5] (0:12.14)	0:47.22 [5] (0:12.03)	0:35.19 [5] (0:11.74)	0:23.45 [6] (0:11.49)	0:11.96 [6] (0:11.96)
Average Speed [km/h]	48.2	62.2	55.8	56.1	55.9	58.5	59.3	59.2	60.9	62.3	60.3
Top Speed [km/h]	62.2	64.9	58.6	56.6	56.9	59.7	59.9	60.7	62.1	63.8	62.6
Avg. Dist. to Rail [m]	2.8	2.8	3.5	2.3	0.7	0.3	0.6	1.5	1.8	1.3	1.8
Avg. Stride Freq. [Hz]	2.3	2.4	2.2	2.2	2.2	2.3	2.3	2.3	2.3	2.4	2.3
Avg. Stride Length [m]	5.9	7.3	6.9	7.0	7.0	7.2	7.3	7.2	7.2	7.2	7.2



- [ ] Ranking at each section and finish
- .-.- No data available at this section
- NA No data available



Horse/Jockey Name	Coup De Tonnerre
Final Rank	5
Fastest Section Time (Section)	0:11.60 (400m)
Top Speed [km/h] (Section)	63.7 (Overall)
Race State	Finished

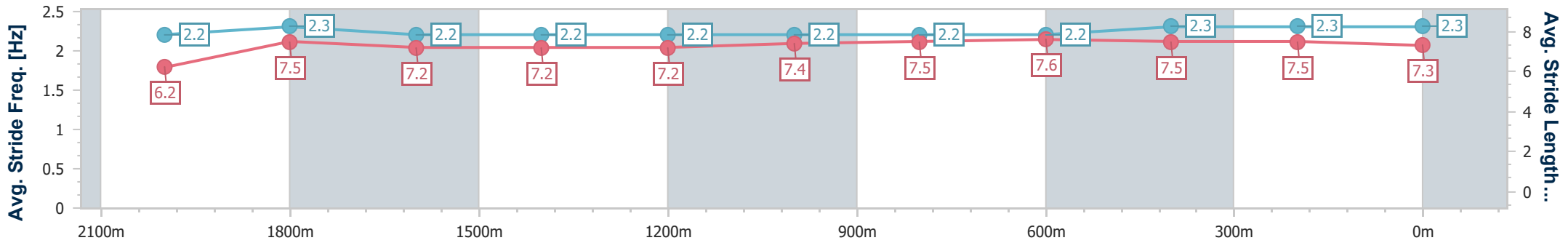
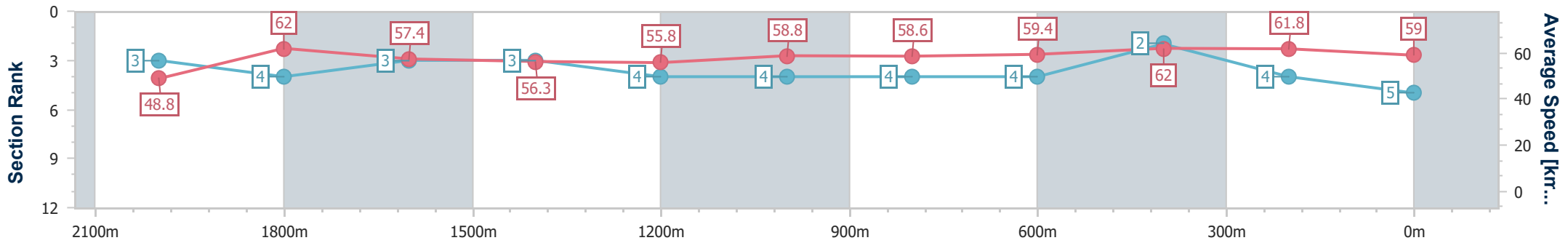


**Doomben QLD Professional**  
**Race 1: SKY RACING BENCHMARK 78 Handicap - 2200m**  
 31 August 2024 - 11:53  
 Track Rating: Soft 5, Weather: Fine, Rail Position: +5m Entire



BRISBANE  
RACING CLUB

Section	Overall	2000m	1800m	1600m	1400m	1200m	1000m	800m	600m	400m	200m
Section Times	2:16.41 [5] (0:14.75)	2:01.66 [3] (0:11.61)	1:50.05 [4] (0:12.35)	1:37.70 [3] (0:12.63)	1:25.07 [3] (0:12.92)	1:12.15 [4] (0:12.22)	0:59.93 [4] (0:12.34)	0:47.59 [4] (0:12.16)	0:35.43 [4] (0:11.61)	0:23.82 [2] (0:11.60)	0:12.22 [4] (0:12.22)
Average Speed [km/h]	48.8	62.0	57.4	56.3	55.8	58.8	58.6	59.4	62.0	61.8	59.0
Top Speed [km/h]	63.7	63.6	59.0	57.5	57.3	60.2	59.5	61.6	63.1	63.2	61.8
Avg. Dist. to Rail [m]	1.1	1.4	2.9	2.4	1.0	1.4	0.8	1.1	0.9	1.0	2.4
Avg. Stride Freq. [Hz]	2.2	2.3	2.2	2.2	2.2	2.2	2.2	2.2	2.3	2.3	2.3
Avg. Stride Length [m]	6.2	7.5	7.2	7.2	7.2	7.4	7.5	7.6	7.5	7.5	7.3



- [ ] Ranking at each section and finish
- .-.- No data available at this section
- NA No data available



Horse/Jockey Name	Southern Stock
Final Rank	6
Fastest Section Time (Section)	0:11.43 (2000m)
Top Speed [km/h] (Section)	64.3 (2000m)
Race State	Finished

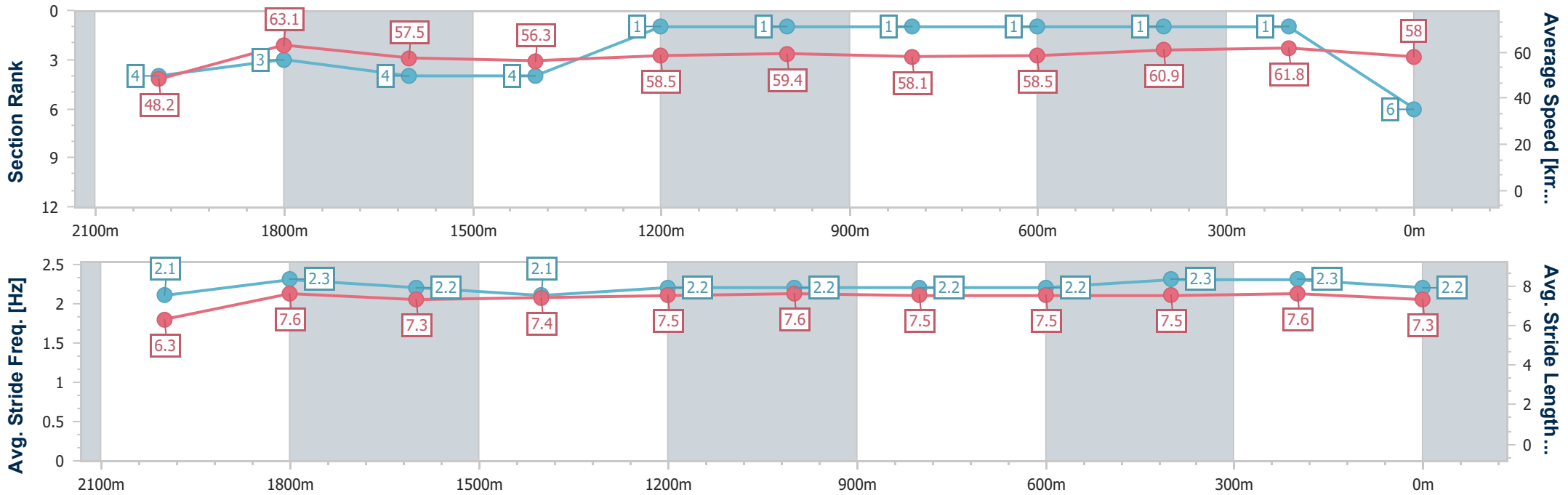


**Doomben QLD Professional**  
**Race 1: SKY RACING BENCHMARK 78 Handicap - 2200m**  
 31 August 2024 - 11:53  
 Track Rating: Soft 5, Weather: Fine, Rail Position: +5m Entire



BRISBANE  
RACING CLUB

Section	Overall	2000m	1800m	1600m	1400m	1200m	1000m	800m	600m	400m	200m
Section Times	2:16.47 [6] (0:14.91)	2:01.56 [4] (0:11.43)	1:50.13 [3] (0:12.41)	1:37.72 [4] (0:12.72)	1:25.00 [4] (0:12.43)	1:12.57 [1] (0:12.13)	1:00.44 [1] (0:12.37)	0:48.07 [1] (0:12.29)	0:35.78 [1] (0:11.77)	0:24.01 [1] (0:11.63)	0:12.38 [1] (0:12.38)
Average Speed [km/h]	48.2	63.1	57.5	56.3	58.5	59.4	58.1	58.5	60.9	61.8	58.0
Top Speed [km/h]	63.8	64.3	59.9	57.8	60.3	60.5	58.8	59.2	62.4	62.4	60.5
Avg. Dist. to Rail [m]	4.4	0.9	1.1	0.9	1.3	0.7	0.3	0.2	0.8	1.1	0.7
Avg. Stride Freq. [Hz]	2.1	2.3	2.2	2.1	2.2	2.2	2.2	2.2	2.3	2.3	2.2
Avg. Stride Length [m]	6.3	7.6	7.3	7.4	7.5	7.6	7.5	7.5	7.5	7.6	7.3







Horse/Jockey Name	Tappy's Lad
Final Rank	7
Fastest Section Time (Section)	0:11.60 (2000m)
Top Speed [km/h] (Section)	64.5 (2000m)
Race State	Finished

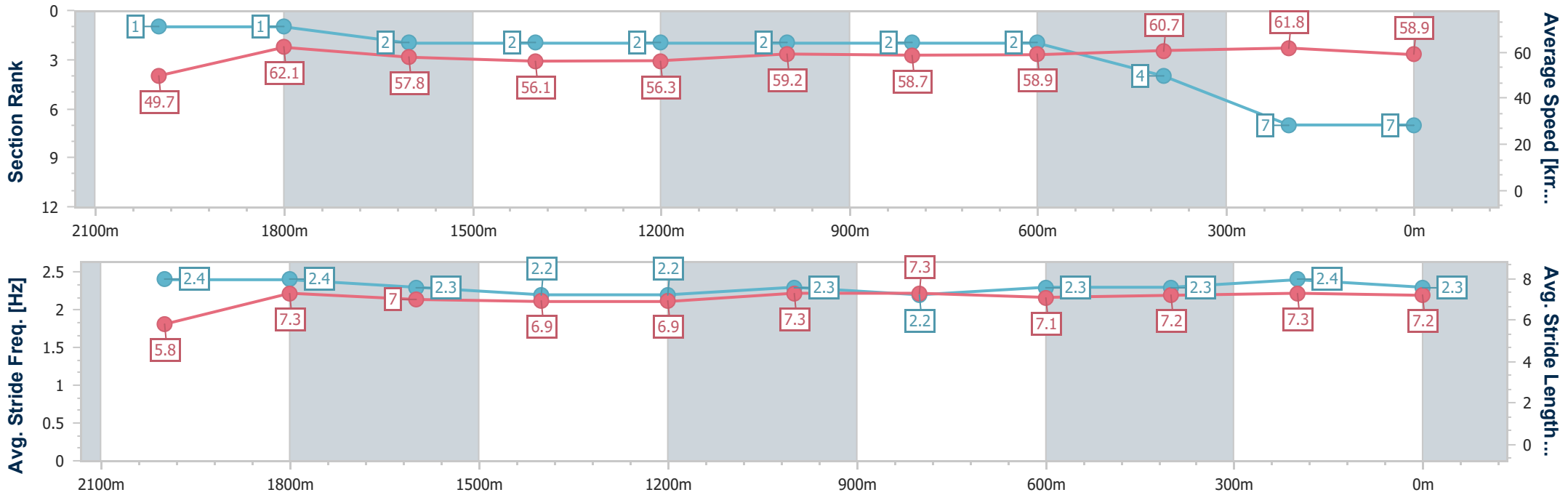


Doomben QLD Professional  
 Race 1: SKY RACING BENCHMARK 78 Handicap - 2200m  
 31 August 2024 - 11:53  
 Track Rating: Soft 5, Weather: Fine, Rail Position: +5m Entire



BRISBANE  
 RACING CLUB

Section	Overall	2000m	1800m	1600m	1400m	1200m	1000m	800m	600m	400m	200m
Section Times	2:16.60 [7] (0:14.50)	2:02.10 [1] (0:11.60)	1:50.50 [1] (0:12.35)	1:38.15 [2] (0:12.73)	1:25.42 [2] (0:12.83)	1:12.59 [2] (0:12.16)	1:00.43 [2] (0:12.37)	0:48.06 [2] (0:12.28)	0:35.78 [2] (0:11.93)	0:23.85 [4] (0:11.68)	0:12.17 [7] (0:12.17)
Average Speed [km/h]	49.7	62.1	57.8	56.1	56.3	59.2	58.7	58.9	60.7	61.8	58.9
Top Speed [km/h]	64.3	64.5	59.0	56.8	57.3	60.7	59.5	60.0	61.5	62.4	61.3
Avg. Dist. to Rail [m]	5.9	0.9	1.6	1.5	0.8	1.8	1.9	1.6	0.7	1.2	1.3
Avg. Stride Freq. [Hz]	2.4	2.4	2.3	2.2	2.2	2.3	2.2	2.3	2.3	2.4	2.3
Avg. Stride Length [m]	5.8	7.3	7.0	6.9	6.9	7.3	7.3	7.1	7.2	7.3	7.2



- [ ] Ranking at each section and finish
- .-.- No data available at this section
- NA No data available



Horse/Jockey Name	Bedford Square
Final Rank	8
Fastest Section Time (Section)	0:11.42 (400m)
Top Speed [km/h] (Section)	63.6 (400m)
Race State	Finished

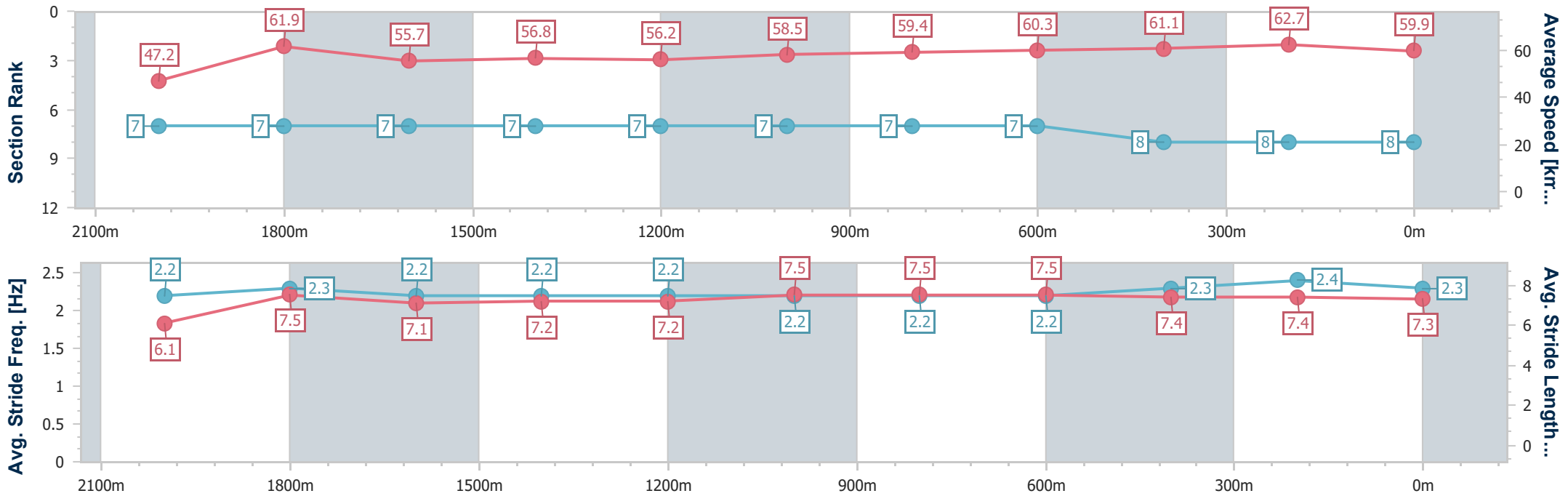


**Doomben QLD Professional**  
**Race 1: SKY RACING BENCHMARK 78 Handicap - 2200m**  
 31 August 2024 - 11:53  
 Track Rating: Soft 5, Weather: Fine, Rail Position: +5m Entire



**BRISBANE**  
RACING CLUB

Section	Overall	2000m	1800m	1600m	1400m	1200m	1000m	800m	600m	400m	200m
Section Times	2:16.66 [8] (0:15.19)	2:01.47 [7] (0:11.62)	1:49.85 [7] (0:12.72)	1:37.13 [7] (0:12.65)	1:24.48 [7] (0:12.77)	1:11.71 [7] (0:12.34)	0:59.37 [7] (0:12.15)	0:47.22 [7] (0:11.94)	0:35.28 [7] (0:11.78)	0:23.50 [8] (0:11.42)	0:12.08 [8] (0:12.08)
Average Speed [km/h]	47.2	61.9	55.7	56.8	56.2	58.5	59.4	60.3	61.1	62.7	59.9
Top Speed [km/h]	59.2	63.0	62.6	57.3	57.3	59.3	60.4	61.4	61.6	63.6	63.4
Avg. Dist. to Rail [m]	1.6	1.9	2.6	2.1	0.5	0.8	0.4	0.5	0.8	1.6	0.6
Avg. Stride Freq. [Hz]	2.2	2.3	2.2	2.2	2.2	2.2	2.2	2.2	2.3	2.4	2.3
Avg. Stride Length [m]	6.1	7.5	7.1	7.2	7.2	7.5	7.5	7.5	7.4	7.4	7.3



- [ ] Ranking at each section and finish
- .-.- No data available at this section
- NA No data available



Horse/Jockey Name	Classic Deel
Final Rank	9
Fastest Section Time (Section)	0:11.48 (400m)
Top Speed [km/h] (Section)	63.7 (400m)
Race State	Finished

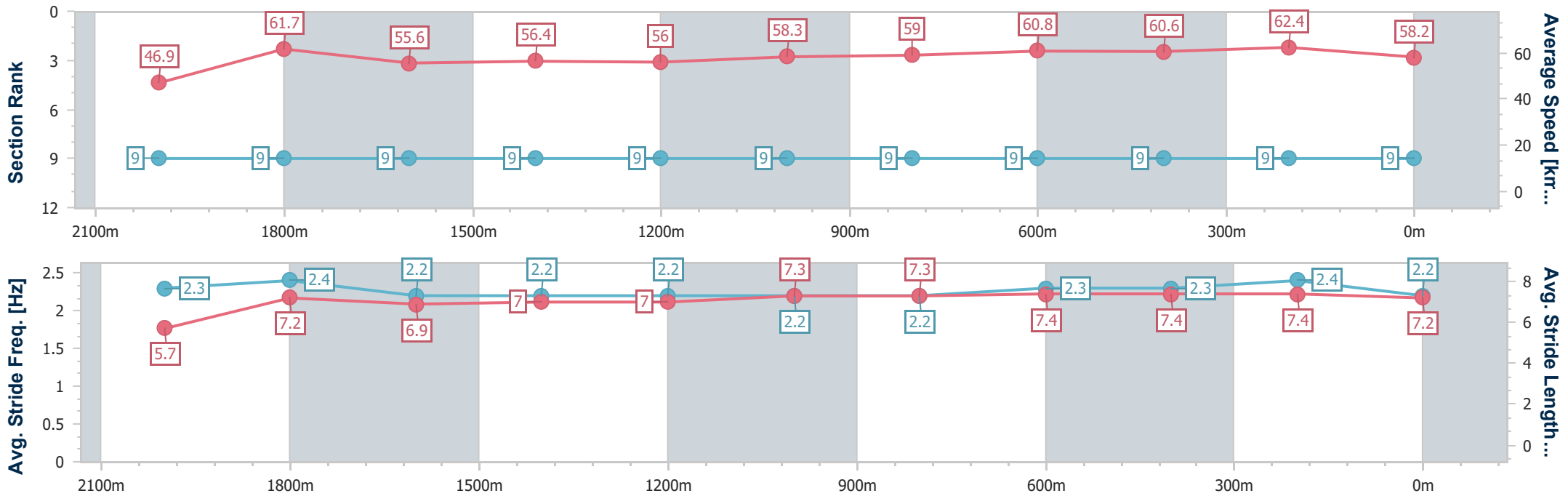


**Doomben QLD Professional**  
**Race 1: SKY RACING BENCHMARK 78 Handicap - 2200m**  
 31 August 2024 - 11:53  
 Track Rating: Soft 5, Weather: Fine, Rail Position: +5m Entire



BRISBANE  
RACING CLUB

Section	Overall	2000m	1800m	1600m	1400m	1200m	1000m	800m	600m	400m	200m
Section Times	2:17.43 [9] (0:15.37)	2:02.06 [9] (0:11.71)	1:50.35 [9] (0:12.67)	1:37.68 [9] (0:12.69)	1:24.99 [9] (0:12.85)	1:12.14 [9] (0:12.35)	0:59.79 [9] (0:12.18)	0:47.61 [9] (0:11.86)	0:35.75 [9] (0:11.87)	0:23.88 [9] (0:11.48)	0:12.40 [9] (0:12.40)
Average Speed [km/h]	46.9	61.7	55.6	56.4	56.0	58.3	59.0	60.8	60.6	62.4	58.2
Top Speed [km/h]	61.1	62.8	60.3	57.4	57.2	60.2	61.3	61.4	62.1	63.7	61.8
Avg. Dist. to Rail [m]	4.0	1.7	3.1	2.2	0.6	1.0	0.5	0.2	0.5	1.0	1.2
Avg. Stride Freq. [Hz]	2.3	2.4	2.2	2.2	2.2	2.2	2.2	2.3	2.3	2.4	2.2
Avg. Stride Length [m]	5.7	7.2	6.9	7.0	7.0	7.3	7.3	7.4	7.4	7.4	7.2



- [ ] Ranking at each section and finish
- .-.- No data available at this section
- NA No data available



# Doomben QLD Professional

## Race 2: XXXX Class 3 Plate - 1630m

31 August 2024 - 12:29



BRISBANE  
RACING CLUB

Track Rating: Soft 5, Weather: Fine, Rail Position: +5m Entire

Section		Overall	1400m	1200m	1000m	800m	600m	400m	Last 600m				
Field Times		1:37.45 (0:15.42)	1:22.03 (0:11.35)	1:10.68 (0:11.35)	0:59.33 (0:11.49)	0:47.84 (0:11.79)	0:36.05 (0:11.86)	0:24.19 (0:11.66)	0:36.05				
Rank	TAB Horse/Jockey	Barrier	Top Speed [km/h]	Fastest Section									Distance Travelled [m]
1	13 CREDIT CONTROLLER Taylor Marshall	5	65.2 1400m	0:11.23 1400m	1:37.45 [1] (0:16.06)	1:21.39 [7] (0:11.23)	1:10.16 [7] (0:11.43)	0:58.73 [6] (0:11.65)	0:47.08 [7] (0:11.77)	0:35.31 [6] (0:11.68)	0:23.63 [7] (0:11.42)	0:35.31	
2	7 AMERICAN PHIREBALL Justin Huxtable	1	64.2 1200m	0:11.34 1400m	1:37.55 [2] (0:15.77)	1:21.78 [2] (0:11.34)	1:10.44 [3] (0:11.43)	0:59.01 [3] (0:11.53)	0:47.48 [3] (0:11.69)	0:35.79 [3] (0:11.58)	0:24.21 [2] (0:11.58)	0:35.79	-9
3	6 SATAY CHICKEN Bailey Wheeler	6	65.7 400m	0:11.38 400m	1:37.57 [3] (0:16.35)	1:21.22 [9] (0:11.40)	1:09.82 [10] (0:11.51)	0:58.31 [10] (0:11.64)	0:46.67 [10] (0:11.66)	0:35.01 [10] (0:11.49)	0:23.52 [10] (0:11.38)	0:35.01	-2
4	12 WEST CORK Michael Rodd	2	65.4 Overall	0:11.35 1400m	1:37.61 [4] (0:15.42)	1:22.19 [1] (0:11.35)	1:10.84 [1] (0:11.35)	0:59.49 [1] (0:11.49)	0:48.00 [1] (0:11.79)	0:36.21 [1] (0:11.86)	0:24.35 [1] (0:11.83)	0:36.21	-11
5	8 HILLCREST AVENUE Cody Collis	10	66.5 1400m	0:11.08 1400m	1:37.81 [5] (0:15.96)	1:21.85 [5] (0:11.08)	1:10.77 [2] (0:11.29)	0:59.48 [2] (0:11.58)	0:47.90 [2] (0:11.77)	0:36.13 [2] (0:11.70)	0:24.43 [3] (0:11.75)	0:36.13	-3
6	3 EXTRA MANNERS Courtney Bellamy	8	65.2 400m	0:11.29 1400m	1:37.90 [6] (0:16.38)	1:21.52 [10] (0:11.29)	1:10.23 [9] (0:11.42)	0:58.81 [9] (0:11.57)	0:47.24 [9] (0:11.67)	0:35.57 [9] (0:11.57)	0:24.00 [8] (0:11.35)	0:35.57	-7
7	5 LUBRICATION James Orman	7	64.5 1400m	0:11.26 1400m	1:37.93 [7] (0:16.01)	1:21.92 [6] (0:11.26)	1:10.66 [6] (0:11.47)	0:59.19 [7] (0:11.58)	0:47.61 [5] (0:11.75)	0:35.86 [5] (0:11.62)	0:24.24 [6] (0:11.56)	0:35.86	-6
8	1 BALTIC COAST Andrew Mallyon	9	64.8 800m	0:11.34 1400m	1:37.95 [8] (0:16.17)	1:21.78 [8] (0:11.34)	1:10.44 [8] (0:11.44)	0:59.00 [8] (0:11.58)	0:47.42 [8] (0:11.67)	0:35.75 [8] (0:11.73)	0:24.02 [9] (0:11.59)	0:35.75	+1
9	10 BELLA TIVACI Marnu Potgieter	13	65.2 1000m	0:11.45 400m	1:38.06 [9] (0:16.56)	1:21.50 [11] (0:11.46)	1:10.04 [11] (0:11.52)	0:58.52 [12] (0:11.52)	0:47.00 [12] (0:11.74)	0:35.26 [12] (0:11.56)	0:23.70 [12] (0:11.45)	0:35.26	+2
10	4 KOKONOTSU Emily Lang	3	65.5 1400m	0:11.32 1400m	1:38.07 [10] (0:15.84)	1:22.23 [3] (0:11.32)	1:10.91 [4] (0:11.39)	0:59.52 [4] (0:11.77)	0:47.75 [6] (0:11.85)	0:35.90 [7] (0:11.52)	0:24.38 [5] (0:11.67)	0:35.90	+1

Scratched: Quothquan (#9)

[ ] Ranking at each section and finish  
 -:-:- No data available at this section  
 NA No data available

SCN Saddle cloth number  
 DNF Did not finish  
 DNT Did not track



**Doomben QLD Professional**  
**Race 2: XXXX Class 3 Plate - 1630m**  
**31 August 2024 - 12:29**



BRISBANE  
RACING CLUB

Track Rating: Soft 5, Weather: Fine, Rail Position: +5m Entire

Section		Overall	1400m	1200m	1000m	800m	600m	400m	Last 600m				
Field Times		1:37.45 (0:15.42)	1:22.03 (0:11.35)	1:10.68 (0:11.35)	0:59.33 (0:11.49)	0:47.84 (0:11.79)	0:36.05 (0:11.86)	0:24.19 (0:11.66)	0:36.05				
Rank	TAB Horse/Jockey	Barrier	Top Speed [km/h]	Fastest Section					Distance Travelled [m]				
11	11 SUPER CHILLED Damien Thornton	12	64.7 400m	0:11.28 400m	1:38.19 [11] (0:16.57)	1:21.62 [12] (0:11.45)	1:10.17 [12] (0:11.40)	0:58.77 [11] (0:11.53)	0:47.24 [11] (0:11.62)	0:35.62 [11] (0:11.62)	0:24.00 [11] (0:11.28)	0:35.62	-14
12	2 CHANCE WITH WOLVES Tahlia Fenlon	4	65.0 1400m	0:11.27 1400m	1:38.82 [12] (0:15.96)	1:22.86 [4] (0:11.27)	1:11.59 [5] (0:11.39)	1:00.20 [5] (0:11.64)	0:48.56 [4] (0:11.59)	0:36.97 [4] (0:11.78)	0:25.19 [4] (0:12.12)	0:36.97	-3

Scratched: Quothquan (#9)

[ ] Ranking at each section and finish  
 -:-:- No data available at this section  
 NA No data available

SCN Saddle cloth number  
 DNF Did not finish  
 DNT Did not track



# Doomben QLD Professional

## Race 2: XXXX Class 3 Plate - 1630m

31 August 2024 - 12:29



BRISBANE  
RACING CLUB

Track Rating: Soft 5, Weather: Fine, Rail Position: +5m Entire

Section				200m				Last 600m	
Field Times				0:12.53 (0:12.53)				0:36.05	
Rank	TAB	Horse/Jockey	Barrier	Top Speed [km/h]	Fastest Section	Margin			Distance Travelled [m]
1	13	CREDIT CONTROLLER Taylor Marshall	5	65.2 1400m	0:11.23 1400m	0:12.21 [4] (0:12.21)	1:37.45		0:35.31
2	7	AMERICAN PHIREBALL Justin Huxtable	1	64.2 1200m	0:11.34 1400m	0:12.63 [1] (0:12.63)	0.6L		0:35.79 -9
3	6	SATAY CHICKEN Bailey Wheeler	6	65.7 400m	0:11.38 400m	0:12.14 [8] (0:12.14)	0.72L		0:35.01 -2
4	12	WEST CORK Michael Rodd	2	65.4 Overall	0:11.35 1400m	0:12.52 [2] (0:12.52)	0.98L		0:36.21 -11
5	8	HILLCREST AVENUE Cody Collis	10	66.5 1400m	0:11.08 1400m	0:12.68 [3] (0:12.68)	2.16L		0:36.13 -3
6	3	EXTRA MANNERS Courtney Bellamy	8	65.2 400m	0:11.29 1400m	0:12.65 [6] (0:12.65)	2.68L		0:35.57 -7
7	5	LUBRICATION James Orman	7	64.5 1400m	0:11.26 1400m	0:12.68 [5] (0:12.68)	2.85L		0:35.86 -6
8	1	BALTIC COAST Andrew Mallyon	9	64.8 800m	0:11.34 1400m	0:12.43 [10] (0:12.43)	2.94L		0:35.75 +1
9	10	BELLA TIVACI Marnu Potgieter	13	65.2 1000m	0:11.45 400m	0:12.25 [12] (0:12.25)	3.6L		0:35.26 +2
10	4	KOKONOTSU Emily Lang	3	65.5 1400m	0:11.32 1400m	0:12.71 [7] (0:12.71)	3.69L		0:35.90 +1

Scratched: Quothquan (#9)

Report Created: Sat 31 August 2024 12:47 GMT+1 (Note: Timing is based on position data)

Page 3/16

[ ] Ranking at each section and finish  
 -:-:- No data available at this section  
 NA No data available

SCN Saddle cloth number  
 DNF Did not finish  
 DNT Did not track

data processed by  TRIPLESDATA



**Doomben QLD Professional**  
**Race 2: XXXX Class 3 Plate - 1630m**  
**31 August 2024 - 12:29**



Track Rating: Soft 5, Weather: Fine, Rail Position: +5m Entire

Section				200m				Last 600m	
Field Times				0:12.53 (0:12.53)				0:36.05	
Rank	TAB Horse/Jockey	Barrier	Top Speed [km/h]	Fastest Section	Margin				Distance Travelled [m]
11	11 <b>SUPER CHILLED</b> Damien Thornton	12	64.7 400m	0:11.28 400m	0:12.72 [9] (0:12.72)	4.38L		0:35.62	-14
12	2 <b>CHANCE WITH WOLVES</b> Tahlia Fenlon	4	65.0 1400m	0:11.27 1400m	0:13.07 [11] (0:13.07)	8.11L		0:36.97	-3

Scratched: Quothquan (#9)

[ ] Ranking at each section and finish  
 -:-:-:- No data available at this section  
 NA No data available

SCN Saddle cloth number  
 DNF Did not finish  
 DNT Did not track



Horse/Jockey Name	Credit Controller
Final Rank	1
Fastest Section Time (Section)	0:11.23 (1400m)
Top Speed [km/h] (Section)	65.2 (1400m)
Race State	Finished

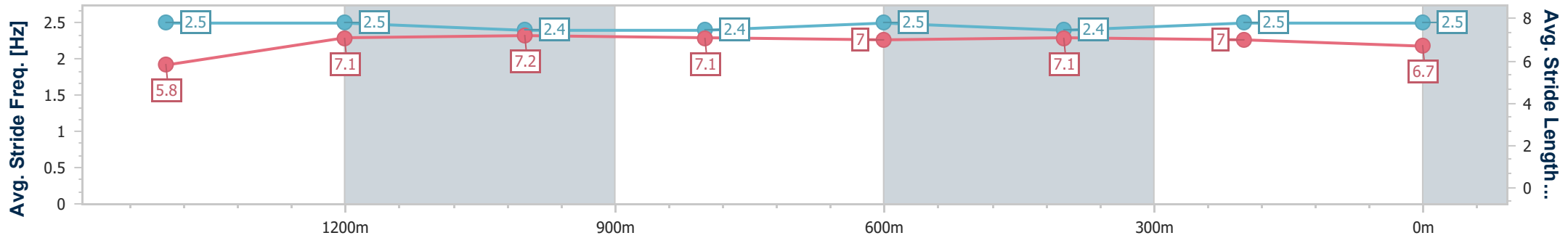
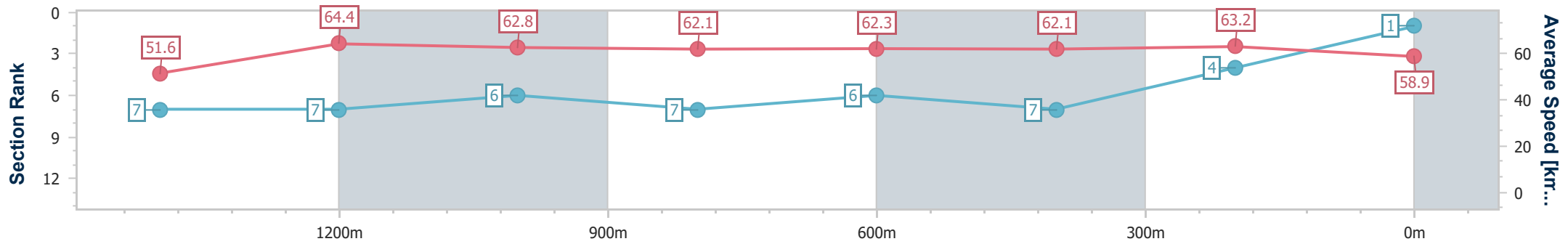


**Doomben QLD Professional**  
**Race 2: XXXX Class 3 Plate - 1630m**  
 31 August 2024 - 12:29  
 Track Rating: Soft 5, Weather: Fine, Rail Position: +5m Entire



BRISBANE  
RACING CLUB

Section	Overall	1400m	1200m	1000m	800m	600m	400m	200m
Section Times	1:37.45 [1] (0:16.06)	1:21.39 [7] (0:11.23)	1:10.16 [7] (0:11.43)	0:58.73 [6] (0:11.65)	0:47.08 [7] (0:11.77)	0:35.31 [6] (0:11.68)	0:23.63 [7] (0:11.42)	0:12.21 [4] (0:12.21)
Average Speed [km/h]	51.6	64.4	62.8	62.1	62.3	62.1	63.2	58.9
Top Speed [km/h]	64.6	65.2	63.7	63.4	63.1	63.6	63.9	61.9
Avg. Dist. to Rail [m]	1.0	0.7	1.8	1.7	3.1	2.0	2.0	2.1
Avg. Stride Freq. [Hz]	2.5	2.5	2.4	2.4	2.5	2.4	2.5	2.5
Avg. Stride Length [m]	5.8	7.1	7.2	7.1	7.0	7.1	7.0	6.7



- [ ] Ranking at each section and finish
- .-.- No data available at this section
- NA No data available





Horse/Jockey Name	American Phireball
Final Rank	2
Fastest Section Time (Section)	0:11.34 (1400m)
Top Speed [km/h] (Section)	64.2 (1200m)
Race State	Finished

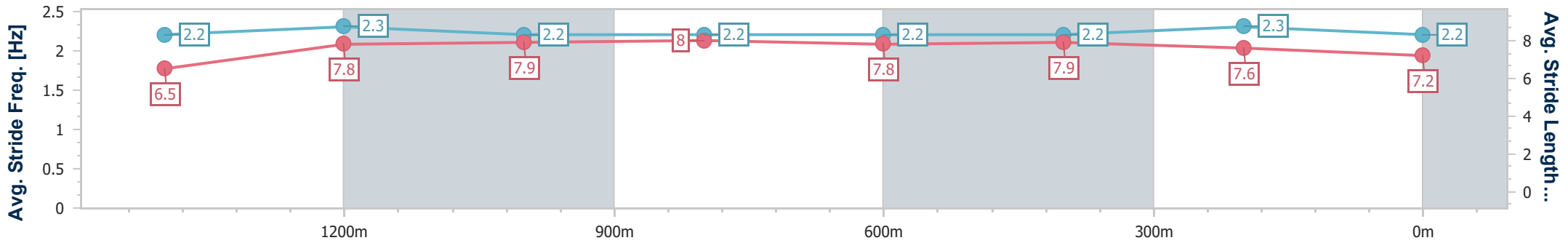
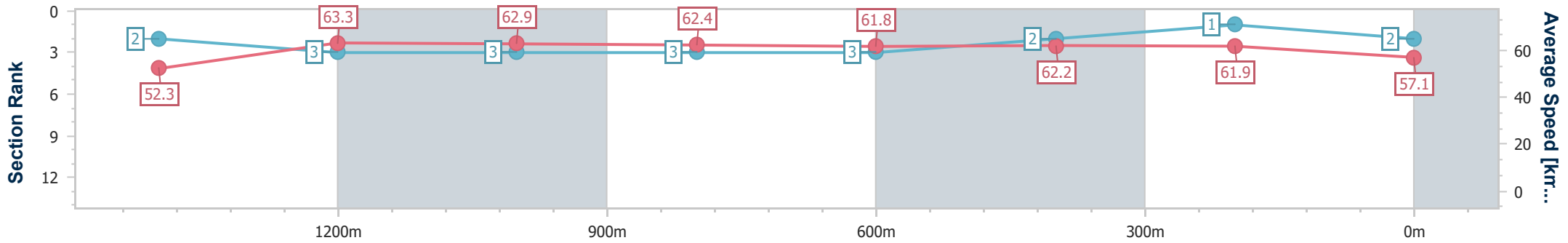


**Doomben QLD Professional**  
**Race 2: XXXX Class 3 Plate - 1630m**  
 31 August 2024 - 12:29  
 Track Rating: Soft 5, Weather: Fine, Rail Position: +5m Entire



BRISBANE  
RACING CLUB

Section	Overall	1400m	1200m	1000m	800m	600m	400m	200m
Section Times	1:37.55 [2] (0:15.77)	1:21.78 [2] (0:11.34)	1:10.44 [3] (0:11.43)	0:59.01 [3] (0:11.53)	0:47.48 [3] (0:11.69)	0:35.79 [3] (0:11.58)	0:24.21 [2] (0:11.58)	0:12.63 [1] (0:12.63)
Average Speed [km/h]	52.3	63.3	62.9	62.4	61.8	62.2	61.9	57.1
Top Speed [km/h]	63.2	64.0	64.2	64.2	62.5	62.9	64.1	59.8
Avg. Dist. to Rail [m]	1.5	0.7	0.2	0.3	0.6	0.6	0.4	0.5
Avg. Stride Freq. [Hz]	2.2	2.3	2.2	2.2	2.2	2.2	2.3	2.2
Avg. Stride Length [m]	6.5	7.8	7.9	8.0	7.8	7.9	7.6	7.2



- [ ] Ranking at each section and finish
- .-.- No data available at this section
- NA No data available



Horse/Jockey Name	Satay Chicken
Final Rank	3
Fastest Section Time (Section)	0:11.38 (400m)
Top Speed [km/h] (Section)	65.7 (400m)
Race State	Finished

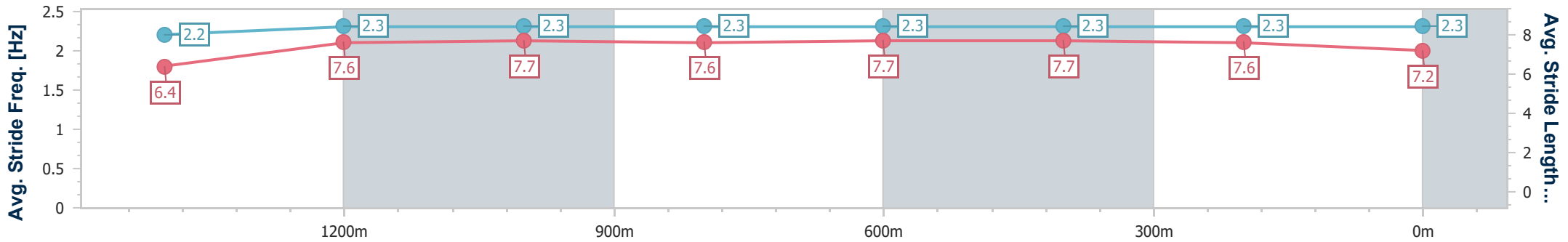
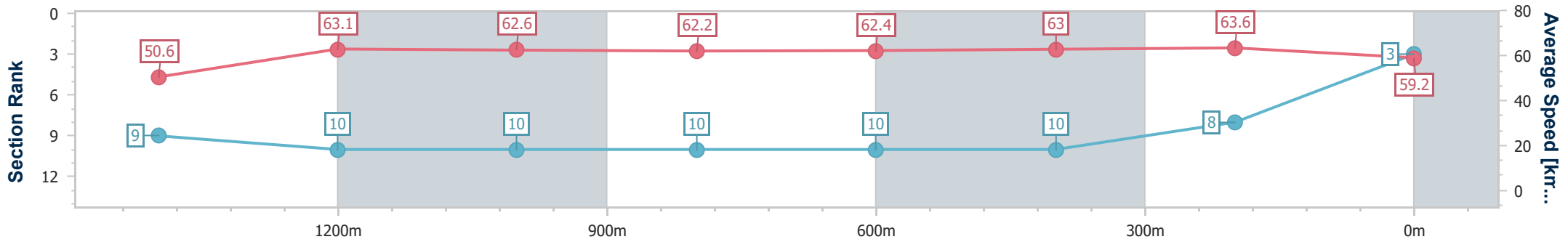


**Doomben QLD Professional**  
**Race 2: XXXX Class 3 Plate - 1630m**  
**31 August 2024 - 12:29**  
**Track Rating: Soft 5, Weather: Fine, Rail Position: +5m Entire**



**BRISBANE**  
**RACING CLUB**

Section	Overall	1400m	1200m	1000m	800m	600m	400m	200m
Section Times	1:37.57 [3] (0:16.35)	1:21.22 [9] (0:11.40)	1:09.82 [10] (0:11.51)	0:58.31 [10] (0:11.64)	0:46.67 [10] (0:11.66)	0:35.01 [10] (0:11.49)	0:23.52 [10] (0:11.38)	0:12.14 [8] (0:12.14)
Average Speed [km/h]	50.6	63.1	62.6	62.2	62.4	63.0	63.6	59.2
Top Speed [km/h]	62.2	64.2	64.3	64.4	65.1	65.1	65.7	61.4
Avg. Dist. to Rail [m]	1.2	0.4	1.8	2.2	2.3	1.1	2.1	3.8
Avg. Stride Freq. [Hz]	2.2	2.3	2.3	2.3	2.3	2.3	2.3	2.3
Avg. Stride Length [m]	6.4	7.6	7.7	7.6	7.7	7.7	7.6	7.2



- [ ] Ranking at each section and finish
- .-.- No data available at this section
- NA No data available



Horse/Jockey Name	West Cork
Final Rank	4
Fastest Section Time (Section)	0:11.35 (1400m)
Top Speed [km/h] (Section)	65.4 (Overall)
Race State	Finished

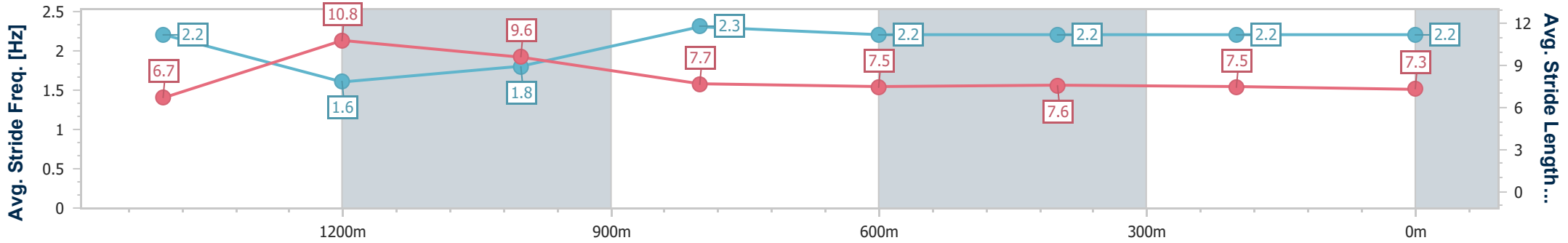
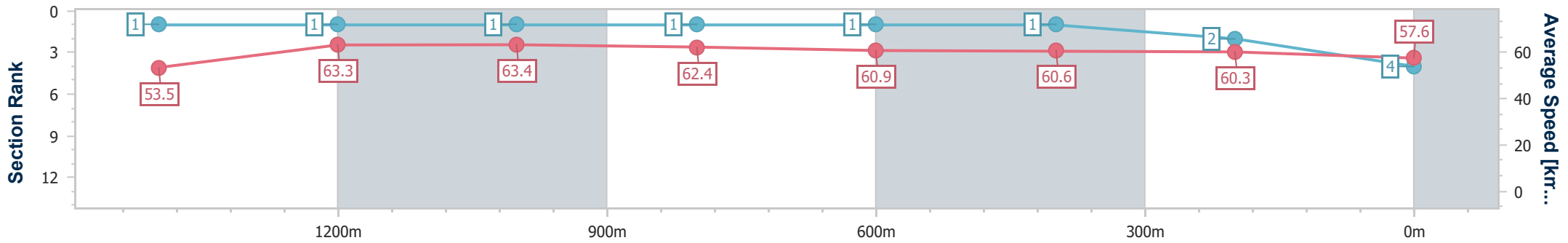


**Doomben QLD Professional**  
**Race 2: XXXX Class 3 Plate - 1630m**  
 31 August 2024 - 12:29  
 Track Rating: Soft 5, Weather: Fine, Rail Position: +5m Entire



BRISBANE  
RACING CLUB

Section	Overall	1400m	1200m	1000m	800m	600m	400m	200m
Section Times	1:37.61 [4] (0:15.42)	1:22.19 [1] (0:11.35)	1:10.84 [1] (0:11.35)	0:59.49 [1] (0:11.49)	0:48.00 [1] (0:11.79)	0:36.21 [1] (0:11.86)	0:24.35 [1] (0:11.83)	0:12.52 [2] (0:12.52)
Average Speed [km/h]	53.5	63.3	63.4	62.4	60.9	60.6	60.3	57.6
Top Speed [km/h]	65.4	64.4	64.4	64.4	61.6	61.3	61.6	60.0
Avg. Dist. to Rail [m]	0.8	0.7	0.2	0.7	0.6	0.9	2.4	1.2
Avg. Stride Freq. [Hz]	2.2	1.6	1.8	2.3	2.2	2.2	2.2	2.2
Avg. Stride Length [m]	6.7	10.8	9.6	7.7	7.5	7.6	7.5	7.3



- [ ] Ranking at each section and finish
- .-.- No data available at this section
- NA No data available



Horse/Jockey Name	Hillcrest Avenue
Final Rank	5
Fastest Section Time (Section)	0:11.08 (1400m)
Top Speed [km/h] (Section)	66.5 (1400m)
Race State	Finished

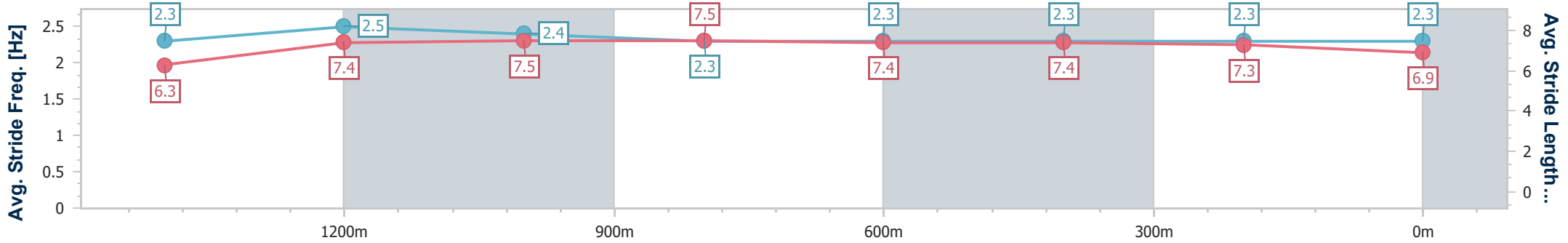
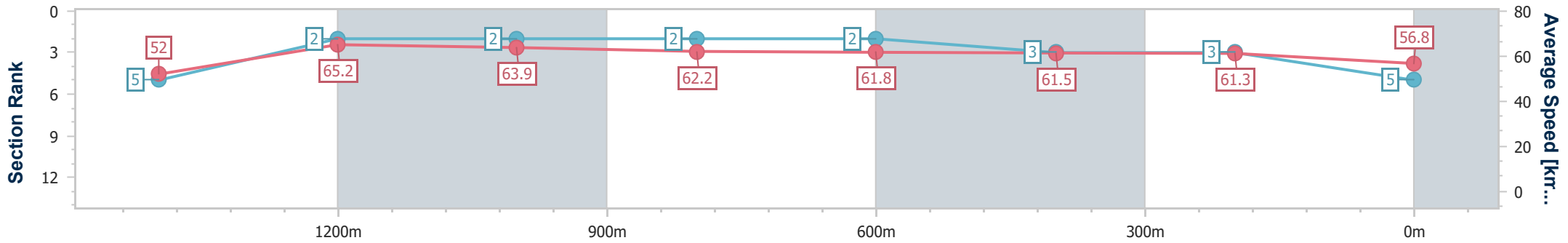


**Doomben QLD Professional**  
**Race 2: XXXX Class 3 Plate - 1630m**  
 31 August 2024 - 12:29  
 Track Rating: Soft 5, Weather: Fine, Rail Position: +5m Entire



BRISBANE  
RACING CLUB

Section	Overall	1400m	1200m	1000m	800m	600m	400m	200m
Section Times	1:37.81 [5] (0:15.96)	1:21.85 [5] (0:11.08)	1:10.77 [2] (0:11.29)	0:59.48 [2] (0:11.58)	0:47.90 [2] (0:11.77)	0:36.13 [2] (0:11.70)	0:24.43 [3] (0:11.75)	0:12.68 [3] (0:12.68)
Average Speed [km/h]	52.0	65.2	63.9	62.2	61.8	61.5	61.3	56.8
Top Speed [km/h]	64.9	66.5	65.1	63.0	62.2	62.4	63.0	59.2
Avg. Dist. to Rail [m]	3.7	1.1	1.2	1.0	1.3	0.7	0.8	1.1
Avg. Stride Freq. [Hz]	2.3	2.5	2.4	2.3	2.3	2.3	2.3	2.3
Avg. Stride Length [m]	6.3	7.4	7.5	7.5	7.4	7.4	7.3	6.9



- [ ] Ranking at each section and finish
- .-.- No data available at this section
- NA No data available



Horse/Jockey Name	Extra Manners
Final Rank	6
Fastest Section Time (Section)	0:11.29 (1400m)
Top Speed [km/h] (Section)	65.2 (400m)
Race State	Finished

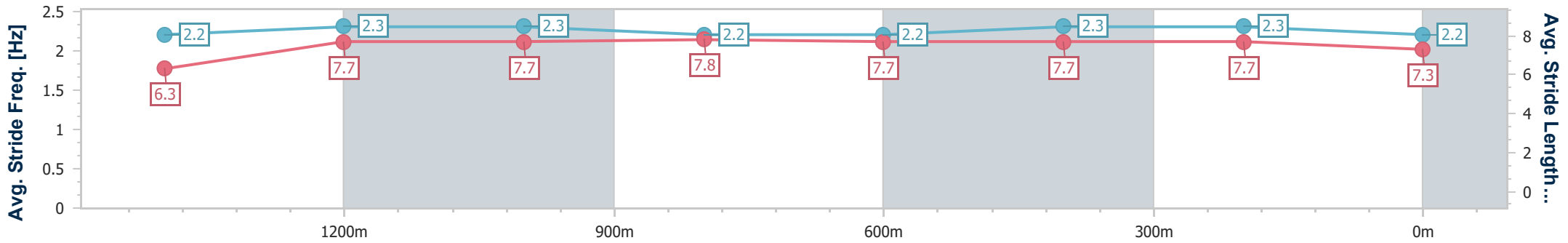
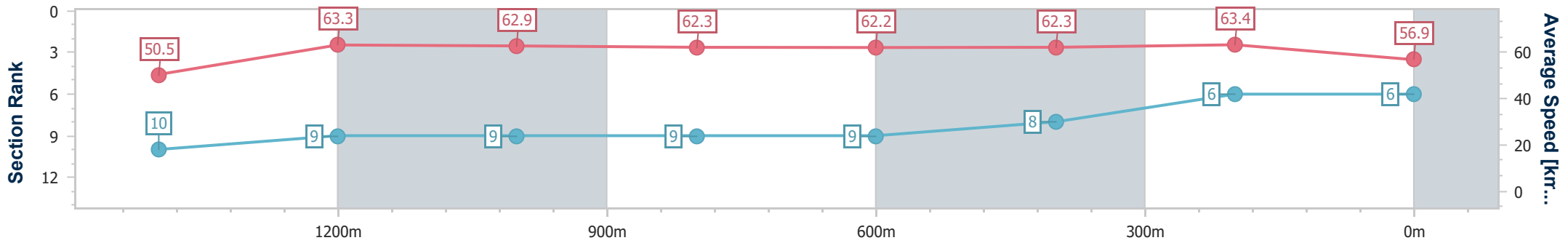


**Doomben QLD Professional**  
**Race 2: XXXX Class 3 Plate - 1630m**  
 31 August 2024 - 12:29  
 Track Rating: Soft 5, Weather: Fine, Rail Position: +5m Entire



BRISBANE  
RACING CLUB

Section	Overall	1400m	1200m	1000m	800m	600m	400m	200m
Section Times	1:37.90 [6] (0:16.38)	1:21.52 [10] (0:11.29)	1:10.23 [9] (0:11.42)	0:58.81 [9] (0:11.57)	0:47.24 [9] (0:11.67)	0:35.57 [9] (0:11.57)	0:24.00 [8] (0:11.35)	0:12.65 [6] (0:12.65)
Average Speed [km/h]	50.5	63.3	62.9	62.3	62.2	62.3	63.4	56.9
Top Speed [km/h]	63.3	64.6	63.9	64.0	63.1	63.6	65.2	61.5
Avg. Dist. to Rail [m]	2.7	1.3	0.6	0.3	1.1	0.5	0.4	0.4
Avg. Stride Freq. [Hz]	2.2	2.3	2.3	2.2	2.2	2.3	2.3	2.2
Avg. Stride Length [m]	6.3	7.7	7.7	7.8	7.7	7.7	7.7	7.3



- [ ] Ranking at each section and finish
- .-.- No data available at this section
- NA No data available



Horse/Jockey Name	Lubrication
Final Rank	7
Fastest Section Time (Section)	0:11.26 (1400m)
Top Speed [km/h] (Section)	64.5 (1400m)
Race State	Finished

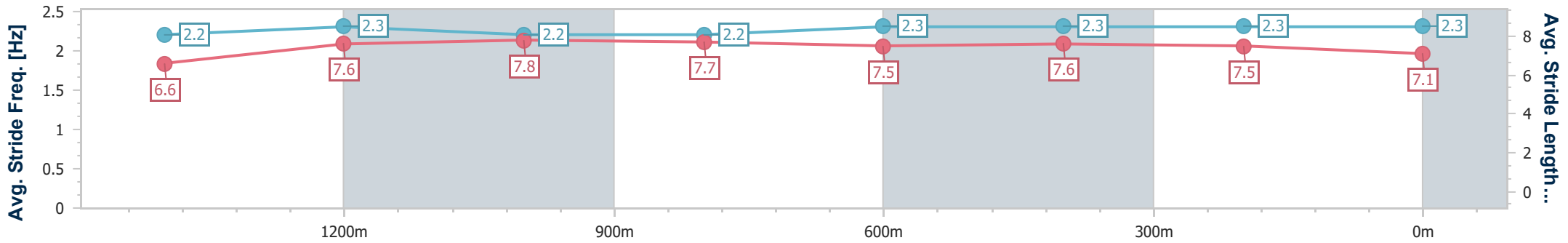
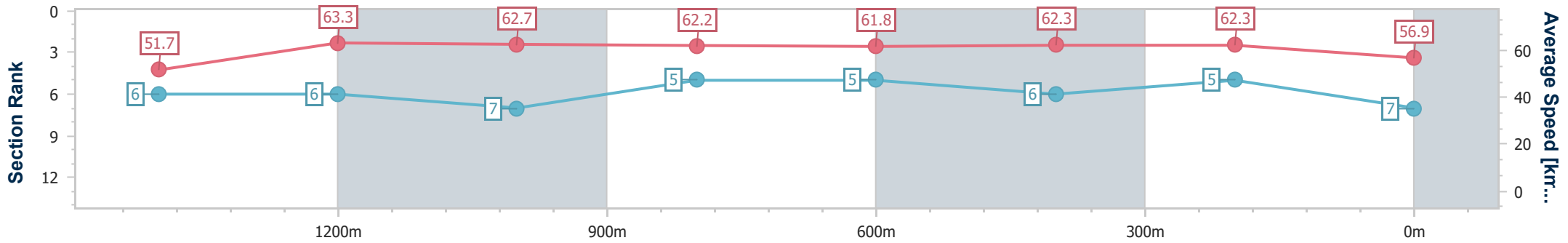


**Doomben QLD Professional**  
**Race 2: XXXX Class 3 Plate - 1630m**  
 31 August 2024 - 12:29  
 Track Rating: Soft 5, Weather: Fine, Rail Position: +5m Entire



BRISBANE  
RACING CLUB

Section	Overall	1400m	1200m	1000m	800m	600m	400m	200m
Section Times	1:37.93 [7] (0:16.01)	1:21.92 [6] (0:11.26)	1:10.66 [6] (0:11.47)	0:59.19 [7] (0:11.58)	0:47.61 [5] (0:11.75)	0:35.86 [5] (0:11.62)	0:24.24 [6] (0:11.56)	0:12.68 [5] (0:12.68)
Average Speed [km/h]	51.7	63.3	62.7	62.2	61.8	62.3	62.3	56.9
Top Speed [km/h]	63.9	64.5	64.0	64.4	63.1	63.2	63.5	61.2
Avg. Dist. to Rail [m]	2.9	1.7	0.1	0.3	1.6	1.2	1.4	0.9
Avg. Stride Freq. [Hz]	2.2	2.3	2.2	2.2	2.3	2.3	2.3	2.3
Avg. Stride Length [m]	6.6	7.6	7.8	7.7	7.5	7.6	7.5	7.1



- [ ] Ranking at each section and finish
- .-.- No data available at this section
- NA No data available



Horse/Jockey Name	Baltic Coast
Final Rank	8
Fastest Section Time (Section)	0:11.34 (1400m)
Top Speed [km/h] (Section)	64.8 (800m)
Race State	Finished

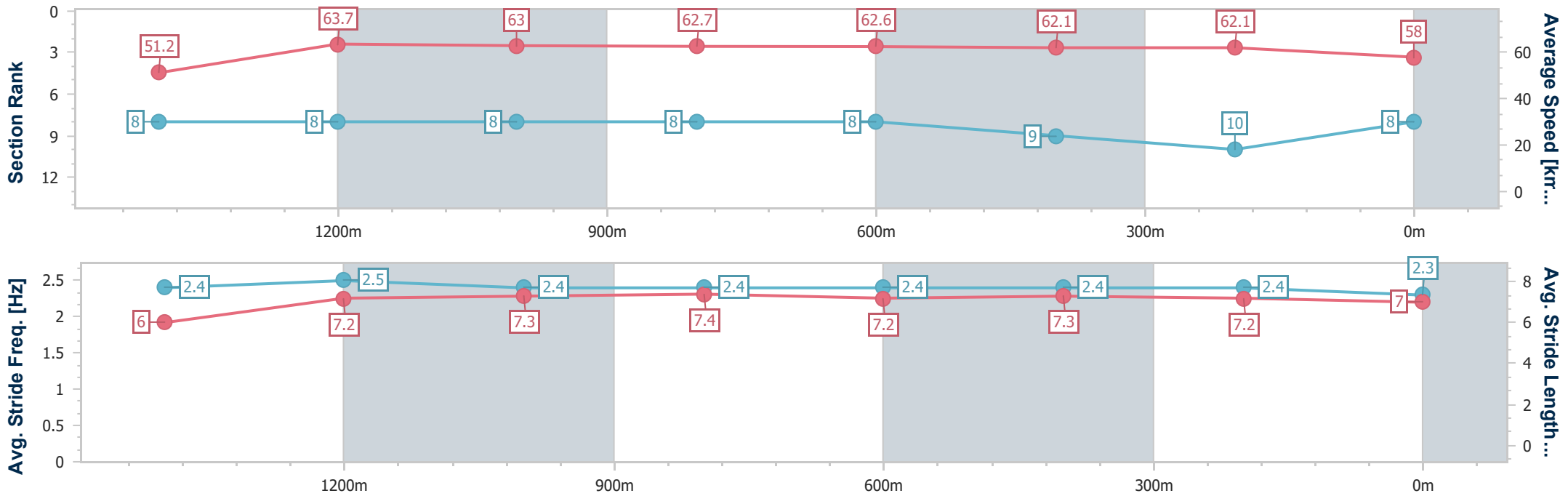


**Doomben QLD Professional**  
**Race 2: XXXX Class 3 Plate - 1630m**  
 31 August 2024 - 12:29  
 Track Rating: Soft 5, Weather: Fine, Rail Position: +5m Entire



BRISBANE  
RACING CLUB

Section	Overall	1400m	1200m	1000m	800m	600m	400m	200m
Section Times	1:37.95 [8] (0:16.17)	1:21.78 [8] (0:11.34)	1:10.44 [8] (0:11.44)	0:59.00 [8] (0:11.58)	0:47.42 [8] (0:11.67)	0:35.75 [8] (0:11.73)	0:24.02 [9] (0:11.59)	0:12.43 [10] (0:12.43)
Average Speed [km/h]	51.2	63.7	63.0	62.7	62.6	62.1	62.1	58.0
Top Speed [km/h]	63.0	64.6	64.2	64.2	64.8	64.0	63.9	61.4
Avg. Dist. to Rail [m]	2.6	0.4	1.5	2.3	3.2	1.9	3.4	5.2
Avg. Stride Freq. [Hz]	2.4	2.5	2.4	2.4	2.4	2.4	2.4	2.3
Avg. Stride Length [m]	6.0	7.2	7.3	7.4	7.2	7.3	7.2	7.0



- [ ] Ranking at each section and finish
- .-.- No data available at this section
- NA No data available



Horse/Jockey Name	Bella Tivaci
Final Rank	9
Fastest Section Time (Section)	0:11.45 (400m)
Top Speed [km/h] (Section)	65.2 (1000m)
Race State	Finished

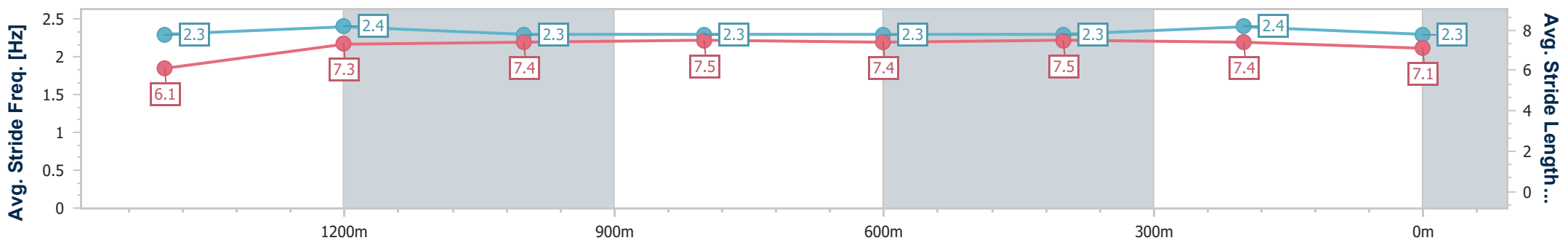
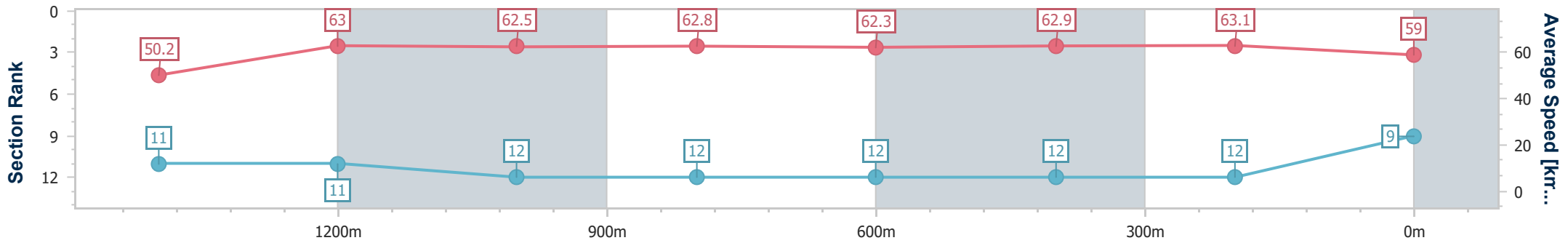


**Doomben QLD Professional**  
**Race 2: XXXX Class 3 Plate - 1630m**  
 31 August 2024 - 12:29  
 Track Rating: Soft 5, Weather: Fine, Rail Position: +5m Entire



BRISBANE  
RACING CLUB

Section	Overall	1400m	1200m	1000m	800m	600m	400m	200m
Section Times	1:38.06 [9] (0:16.56)	1:21.50 [11] (0:11.46)	1:10.04 [11] (0:11.52)	0:58.52 [12] (0:11.52)	0:47.00 [12] (0:11.74)	0:35.26 [12] (0:11.56)	0:23.70 [12] (0:11.45)	0:12.25 [12] (0:12.25)
Average Speed [km/h]	50.2	63.0	62.5	62.8	62.3	62.9	63.1	59.0
Top Speed [km/h]	64.7	64.5	64.5	65.2	64.1	64.1	64.2	61.5
Avg. Dist. to Rail [m]	4.4	0.7	1.8	2.0	3.4	1.7	3.3	3.5
Avg. Stride Freq. [Hz]	2.3	2.4	2.3	2.3	2.3	2.3	2.4	2.3
Avg. Stride Length [m]	6.1	7.3	7.4	7.5	7.4	7.5	7.4	7.1



- [ ] Ranking at each section and finish
- .-.- No data available at this section
- NA No data available





Horse/Jockey Name	Kokonotsu
Final Rank	10
Fastest Section Time (Section)	0:11.32 (1400m)
Top Speed [km/h] (Section)	65.5 (1400m)
Race State	Finished

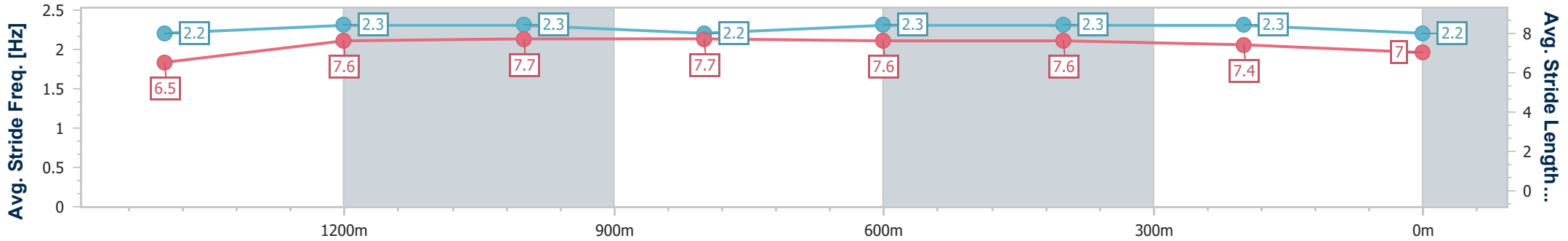
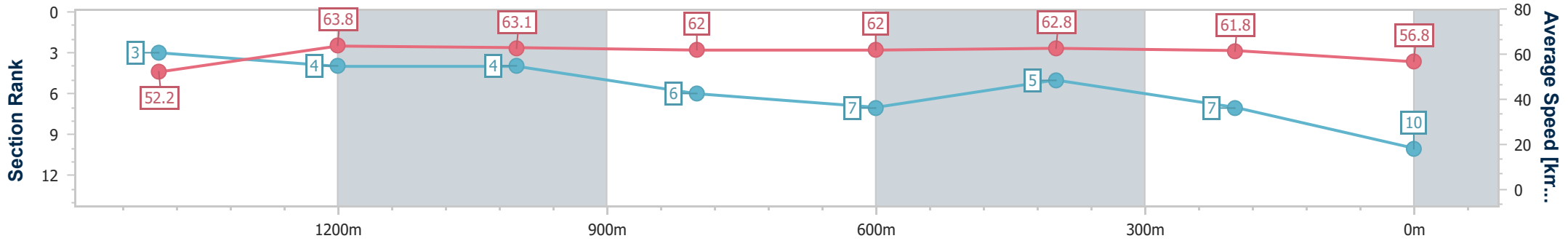


**Doomben QLD Professional**  
**Race 2: XXXX Class 3 Plate - 1630m**  
 31 August 2024 - 12:29  
 Track Rating: Soft 5, Weather: Fine, Rail Position: +5m Entire



BRISBANE  
RACING CLUB

Section	Overall	1400m	1200m	1000m	800m	600m	400m	200m
Section Times	1:38.07 [10] (0:15.84)	1:22.23 [3] (0:11.32)	1:10.91 [4] (0:11.39)	0:59.52 [4] (0:11.77)	0:47.75 [6] (0:11.85)	0:35.90 [7] (0:11.52)	0:24.38 [5] (0:11.67)	0:12.71 [7] (0:12.71)
Average Speed [km/h]	52.2	63.8	63.1	62.0	62.0	62.8	61.8	56.8
Top Speed [km/h]	64.9	65.5	64.6	64.4	62.9	63.6	63.6	61.0
Avg. Dist. to Rail [m]	1.1	0.6	2.5	3.2	3.7	1.0	2.9	2.9
Avg. Stride Freq. [Hz]	2.2	2.3	2.3	2.2	2.3	2.3	2.3	2.2
Avg. Stride Length [m]	6.5	7.6	7.7	7.7	7.6	7.6	7.4	7.0



- [ ] Ranking at each section and finish
- .-.- No data available at this section
- NA No data available



Horse/Jockey Name	Super Chilled
Final Rank	11
Fastest Section Time (Section)	0:11.28 (400m)
Top Speed [km/h] (Section)	64.7 (400m)
Race State	Finished

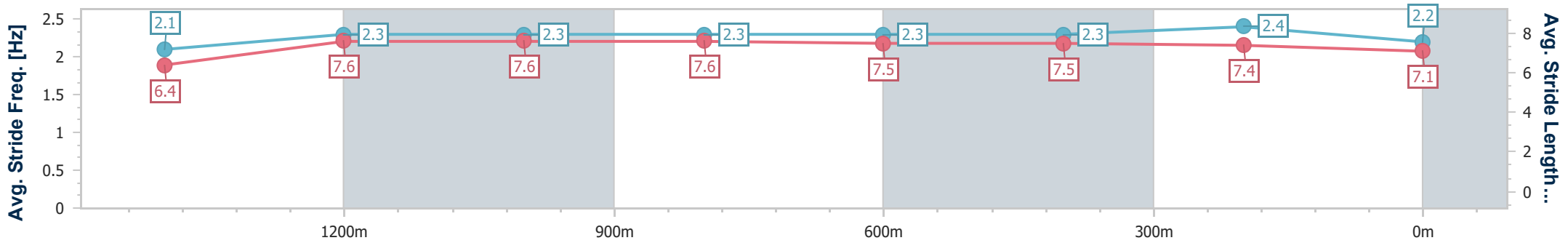
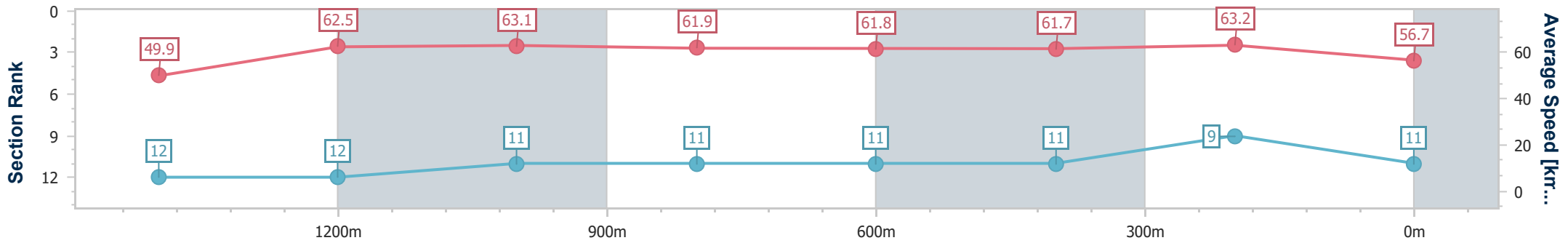


**Doomben QLD Professional**  
**Race 2: XXXX Class 3 Plate - 1630m**  
**31 August 2024 - 12:29**  
**Track Rating: Soft 5, Weather: Fine, Rail Position: +5m Entire**



**BRISBANE**  
**RACING CLUB**

Section	Overall	1400m	1200m	1000m	800m	600m	400m	200m
Section Times	1:38.19 [11] (0:16.57)	1:21.62 [12] (0:11.45)	1:10.17 [12] (0:11.40)	0:58.77 [11] (0:11.53)	0:47.24 [11] (0:11.62)	0:35.62 [11] (0:11.62)	0:24.00 [11] (0:11.28)	0:12.72 [9] (0:12.72)
Average Speed [km/h]	49.9	62.5	63.1	61.9	61.8	61.7	63.2	56.7
Top Speed [km/h]	62.2	63.5	64.4	64.0	63.8	62.5	64.7	62.5
Avg. Dist. to Rail [m]	4.1	1.6	2.0	1.8	0.7	1.4	1.8	0.2
Avg. Stride Freq. [Hz]	2.1	2.3	2.3	2.3	2.3	2.3	2.4	2.2
Avg. Stride Length [m]	6.4	7.6	7.6	7.6	7.5	7.5	7.4	7.1



- [ ] Ranking at each section and finish
- .-.- No data available at this section
- NA No data available



Horse/Jockey Name	Chance With Wolves
Final Rank	12
Fastest Section Time (Section)	0:11.27 (1400m)
Top Speed [km/h] (Section)	65.0 (1400m)
Race State	Finished

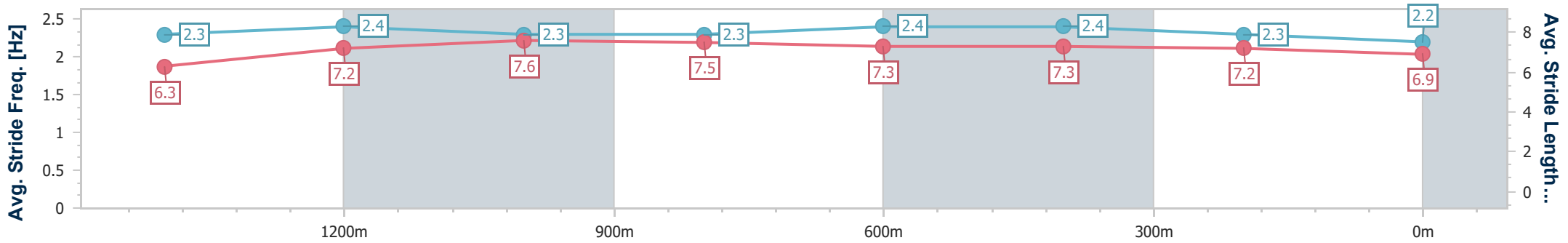
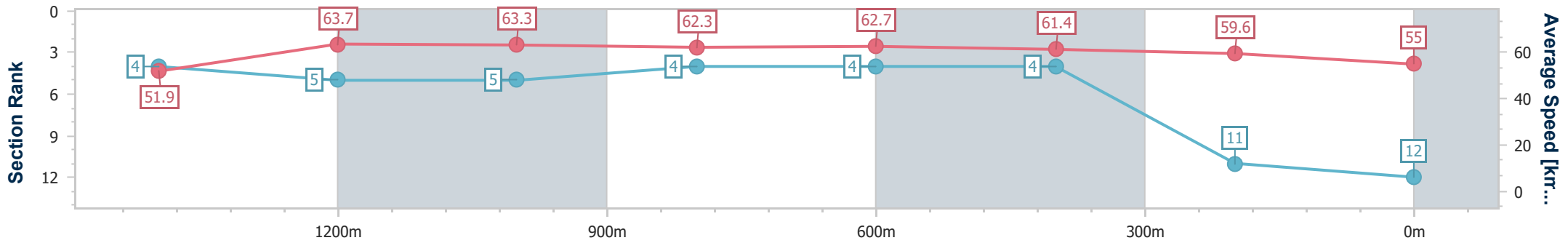


**Doomben QLD Professional**  
**Race 2: XXXX Class 3 Plate - 1630m**  
 31 August 2024 - 12:29  
 Track Rating: Soft 5, Weather: Fine, Rail Position: +5m Entire



BRISBANE  
RACING CLUB

Section	Overall	1400m	1200m	1000m	800m	600m	400m	200m
Section Times	1:38.82 [12] (0:15.96)	1:22.86 [4] (0:11.27)	1:11.59 [5] (0:11.39)	1:00.20 [5] (0:11.64)	0:48.56 [4] (0:11.59)	0:36.97 [4] (0:11.78)	0:25.19 [4] (0:12.12)	0:13.07 [11] (0:13.07)
Average Speed [km/h]	51.9	63.7	63.3	62.3	62.7	61.4	59.6	55.0
Top Speed [km/h]	64.4	65.0	63.9	63.2	63.6	62.6	61.0	57.6
Avg. Dist. to Rail [m]	0.9	0.5	1.1	1.7	1.6	0.8	3.8	4.0
Avg. Stride Freq. [Hz]	2.3	2.4	2.3	2.3	2.4	2.4	2.3	2.2
Avg. Stride Length [m]	6.3	7.2	7.6	7.5	7.3	7.3	7.2	6.9



- [ ] Ranking at each section and finish
- .-.- No data available at this section
- NA No data available



# Doomben QLD Professional

## Race 3: QUAYCLEAN QTIS 3YO PLATE - 1200m

31 August 2024 - 13:04



BRISBANE  
RACING CLUB

Track Rating: Soft 5, Weather: Fine, Rail Position: +5m Entire

Section		Overall	1000m	800m	600m	400m	200m	Last 600m					
Field Times		1:09.32 (0:12.75)	0:56.57 (0:10.57)	0:46.00 (0:11.32)	0:34.68 (0:11.27)	0:23.41 (0:11.50)	0:11.91 (0:11.91)	0:34.68					
Rank	TAB Horse/Jockey	Barrier	Top Speed [km/h]	Fastest Section	Margin							Distance Travelled [m]	
1	1 ODINSON Kyle Wilson-Taylor	1	69.6	0:10.71	1:09.32 [1] (0:13.02)	0:56.30 [5] (0:10.71)	0:45.59 [5] (0:11.16)	0:34.43 [3] (0:11.27)	0:23.16 [3] (0:11.43)	0:11.73 [3] (0:11.73)	1:09.32	0:34.43	
2	5 KAHLISEE Samantha Collett	4	70.6	0:10.57	1:09.77 [2] (0:12.75)	0:57.02 [1] (0:10.57)	0:46.45 [1] (0:11.32)	0:35.13 [1] (0:11.27)	0:23.86 [1] (0:11.50)	0:12.36 [1] (0:12.36)	2.64L	0:35.13	+1
3	3 MR BUBBALUSKI Damien Thornton	6	69.7	0:10.68	1:09.88 [3] (0:13.27)	0:56.61 [6] (0:10.68)	0:45.93 [6] (0:11.42)	0:34.51 [6] (0:11.32)	0:23.19 [6] (0:11.00)	0:12.19 [6] (0:12.19)	3.34L	0:34.51	+1
4	2 DEFIANT BOOM Bailey Wheeler	5	70.5	0:10.63	1:10.02 [4] (0:12.82)	0:57.20 [2] (0:10.63)	0:46.57 [3] (0:11.49)	0:35.08 [4] (0:11.42)	0:23.66 [4] (0:11.25)	0:12.41 [4] (0:12.41)	4.13L	0:35.08	+9
5	4 ESTRONDO Jag Guthmann-Chester	2	70.6	0:10.63	1:10.09 [5] (0:12.96)	0:57.13 [4] (0:10.63)	0:46.50 [4] (0:11.59)	0:34.91 [5] (0:11.28)	0:23.63 [5] (0:11.18)	0:12.45 [5] (0:12.45)	4.55L	0:34.91	+4
6	6 MOULIN MISS Angela Jones	7	72.1	0:10.55	1:10.46 [6] (0:12.87)	0:57.59 [3] (0:10.55)	0:47.04 [2] (0:11.33)	0:35.71 [2] (0:11.33)	0:24.38 [2] (0:11.47)	0:12.91 [2] (0:12.91)	6.71L	0:35.71	+1

Scratched: Lady Lazarus (#7)

[ ] Ranking at each section and finish  
 -:-:- No data available at this section  
 NA No data available

SCN Saddle cloth number  
 DNF Did not finish  
 DNT Did not track



Horse/Jockey Name	Odinson
Final Rank	1
Fastest Section Time (Section)	0:10.71 (1000m)
Top Speed [km/h] (Section)	69.6 (Overall)
Race State	Finished

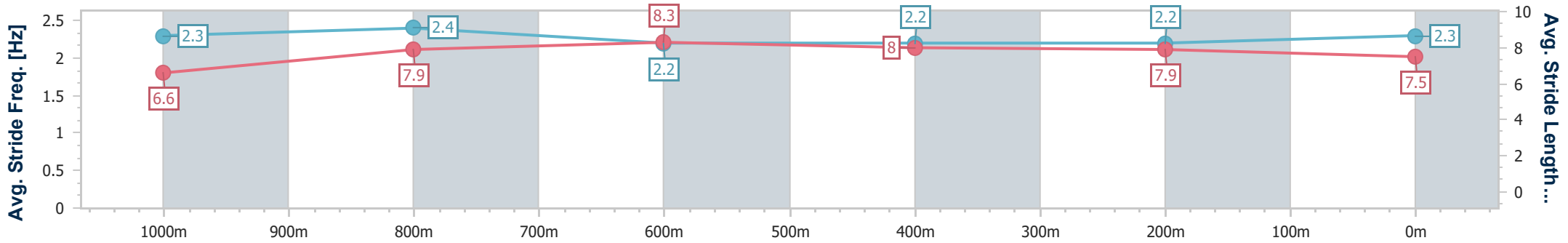
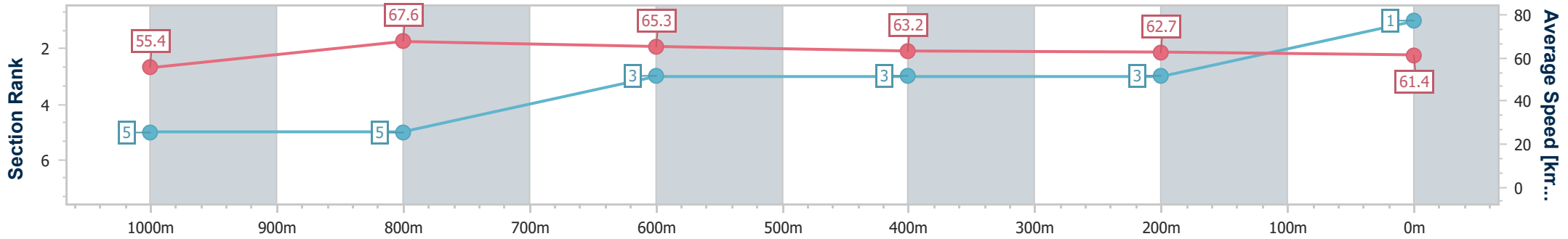


**Doomben QLD Professional**  
**Race 3: QUAYCLEAN QTIS 3YO PLATE - 1200m**  
 31 August 2024 - 13:04  
 Track Rating: Soft 5, Weather: Fine, Rail Position: +5m Entire



BRISBANE  
RACING CLUB

Section	Overall	1000m	800m	600m	400m	200m
Section Times	1:09.32 [1] (0:13.02)	0:56.30 [5] (0:10.71)	0:45.59 [5] (0:11.16)	0:34.43 [3] (0:11.27)	0:23.16 [3] (0:11.43)	0:11.73 [3] (0:11.73)
Average Speed [km/h]	55.4	67.6	65.3	63.2	62.7	61.4
Top Speed [km/h]	69.6	68.8	66.3	65.5	63.3	63.5
Avg. Dist. to Rail [m]	0.5	1.6	2.4	1.5	1.7	0.9
Avg. Stride Freq. [Hz]	2.3	2.4	2.2	2.2	2.2	2.3
Avg. Stride Length [m]	6.6	7.9	8.3	8.0	7.9	7.5



- [ ] Ranking at each section and finish
- .-.- No data available at this section
- NA No data available



Horse/Jockey Name	Kahlisee
Final Rank	2
Fastest Section Time (Section)	0:10.57 (1000m)
Top Speed [km/h] (Section)	70.6 (Overall)
Race State	Finished



Doomben QLD Professional

Race 3: QUAYCLEAN QTIS 3YO PLATE - 1200m

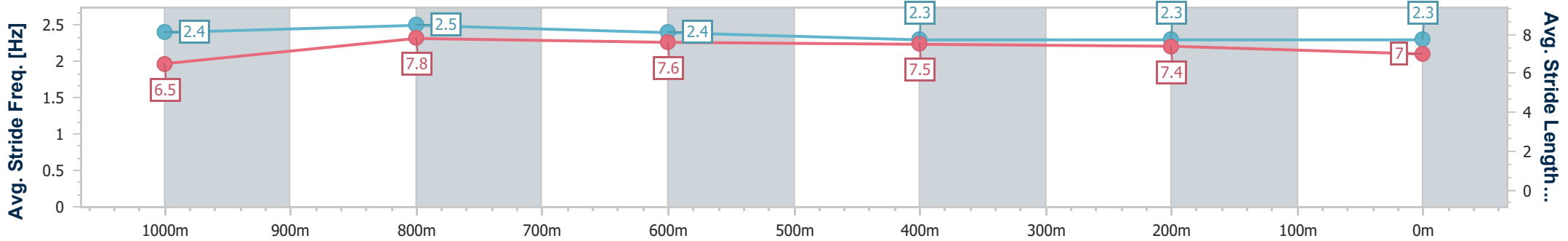
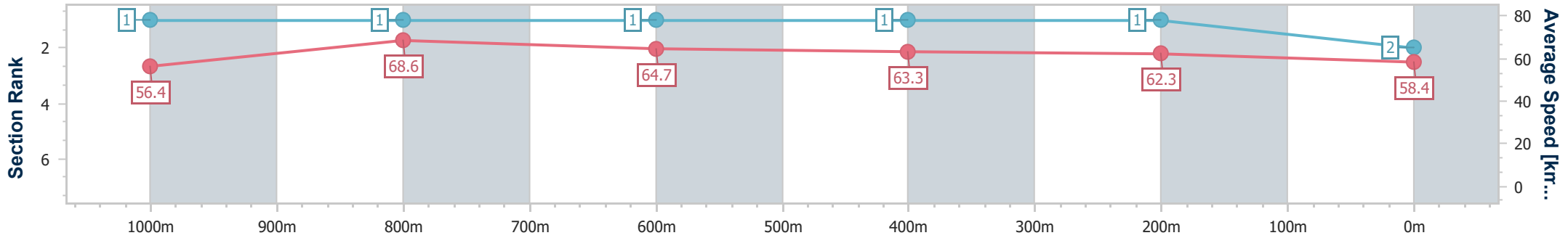
31 August 2024 - 13:04

Track Rating: Soft 5, Weather: Fine, Rail Position: +5m Entire



BRISBANE RACING CLUB

Section	Overall	1000m	800m	600m	400m	200m
Section Times	1:09.77 [2] (0:12.75)	0:57.02 [1] (0:10.57)	0:46.45 [1] (0:11.32)	0:35.13 [1] (0:11.27)	0:23.86 [1] (0:11.50)	0:12.36 [1] (0:12.36)
Average Speed [km/h]	56.4	68.6	64.7	63.3	62.3	58.4
Top Speed [km/h]	70.6	70.2	66.8	64.9	63.7	61.5
Avg. Dist. to Rail [m]	1.6	1.2	3.4	1.2	2.3	1.9
Avg. Stride Freq. [Hz]	2.4	2.5	2.4	2.3	2.3	2.3
Avg. Stride Length [m]	6.5	7.8	7.6	7.5	7.4	7.0



- [ ] Ranking at each section and finish
- .-.- No data available at this section
- NA No data available



Horse/Jockey Name	Mr Bubbaluski
Final Rank	3
Fastest Section Time (Section)	0:10.68 (1000m)
Top Speed [km/h] (Section)	69.7 (1000m)
Race State	Finished

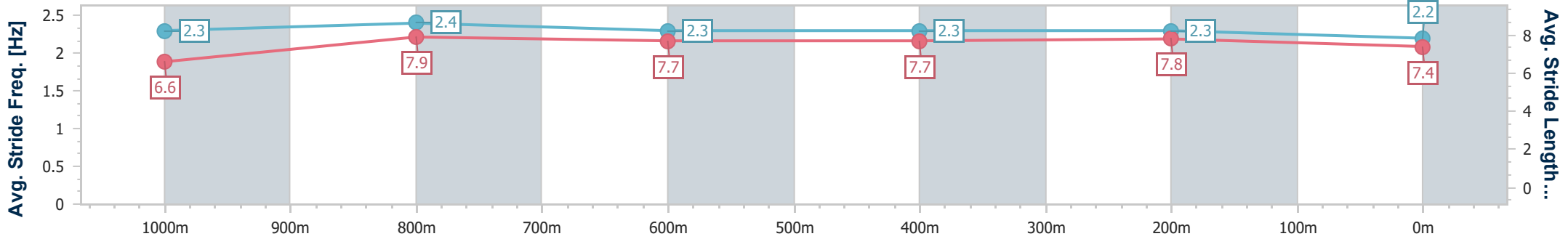
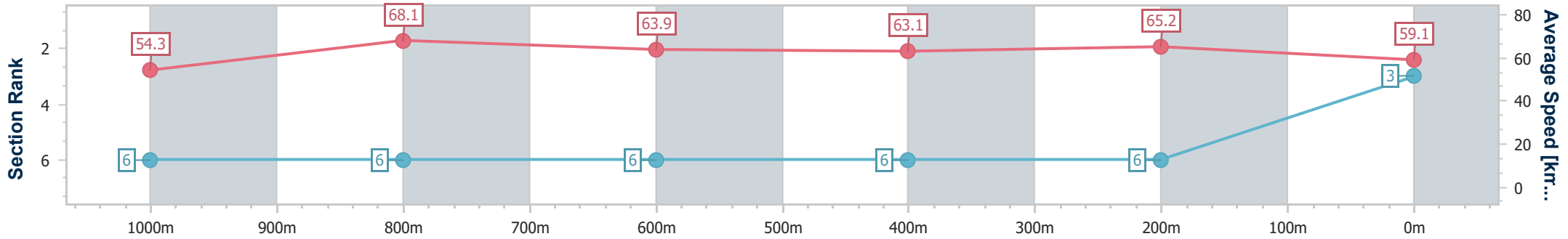


**Doomben QLD Professional**  
**Race 3: QUAYCLEAN QTIS 3YO PLATE - 1200m**  
 31 August 2024 - 13:04  
 Track Rating: Soft 5, Weather: Fine, Rail Position: +5m Entire



BRISBANE  
RACING CLUB

Section	Overall	1000m	800m	600m	400m	200m
Section Times	1:09.88 [3] (0:13.27)	0:56.61 [6] (0:10.68)	0:45.93 [6] (0:11.42)	0:34.51 [6] (0:11.32)	0:23.19 [6] (0:11.00)	0:12.19 [6] (0:12.19)
Average Speed [km/h]	54.3	68.1	63.9	63.1	65.2	59.1
Top Speed [km/h]	69.5	69.7	65.7	64.5	66.8	63.6
Avg. Dist. to Rail [m]	3.6	3.9	2.5	1.3	1.8	3.3
Avg. Stride Freq. [Hz]	2.3	2.4	2.3	2.3	2.3	2.2
Avg. Stride Length [m]	6.6	7.9	7.7	7.7	7.8	7.4



- [ ] Ranking at each section and finish
- .-.-.- No data available at this section
- NA No data available



Horse/Jockey Name	Defiant Boom
Final Rank	4
Fastest Section Time (Section)	0:10.63 (1000m)
Top Speed [km/h] (Section)	70.5 (Overall)
Race State	Finished



Doomben QLD Professional

Race 3: QUAYCLEAN QTIS 3YO PLATE - 1200m

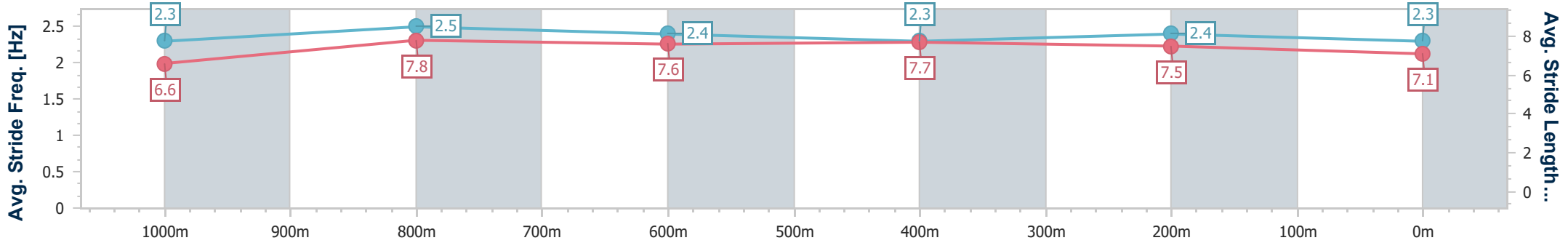
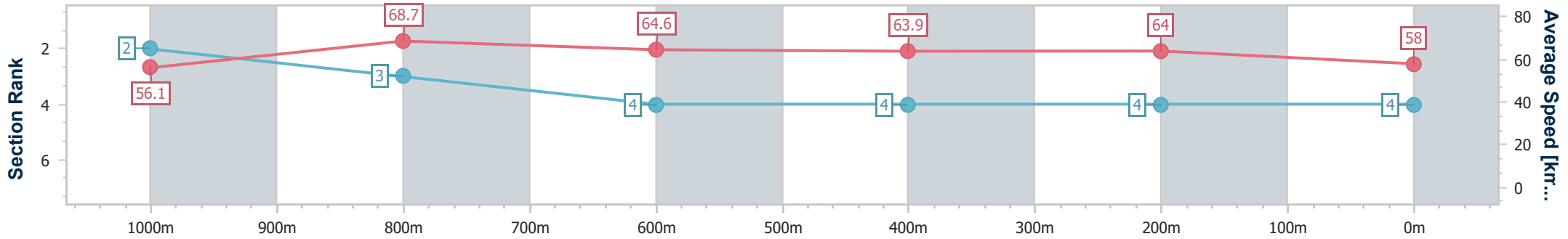
31 August 2024 - 13:04

Track Rating: Soft 5, Weather: Fine, Rail Position: +5m Entire



BRISBANE RACING CLUB

Section	Overall	1000m	800m	600m	400m	200m
Section Times	1:10.02 [4] (0:12.82)	0:57.20 [2] (0:10.63)	0:46.57 [3] (0:11.49)	0:35.08 [4] (0:11.42)	0:23.66 [4] (0:11.25)	0:12.41 [4] (0:12.41)
Average Speed [km/h]	56.1	68.7	64.6	63.9	64.0	58.0
Top Speed [km/h]	70.5	70.4	66.8	65.2	65.5	63.1
Avg. Dist. to Rail [m]	4.2	3.8	6.3	2.4	0.8	2.0
Avg. Stride Freq. [Hz]	2.3	2.5	2.4	2.3	2.4	2.3
Avg. Stride Length [m]	6.6	7.8	7.6	7.7	7.5	7.1



- [ ] Ranking at each section and finish
- .-.- No data available at this section
- NA No data available





Horse/Jockey Name	Estrondo
Final Rank	5
Fastest Section Time (Section)	0:10.63 (1000m)
Top Speed [km/h] (Section)	70.6 (1000m)
Race State	Finished

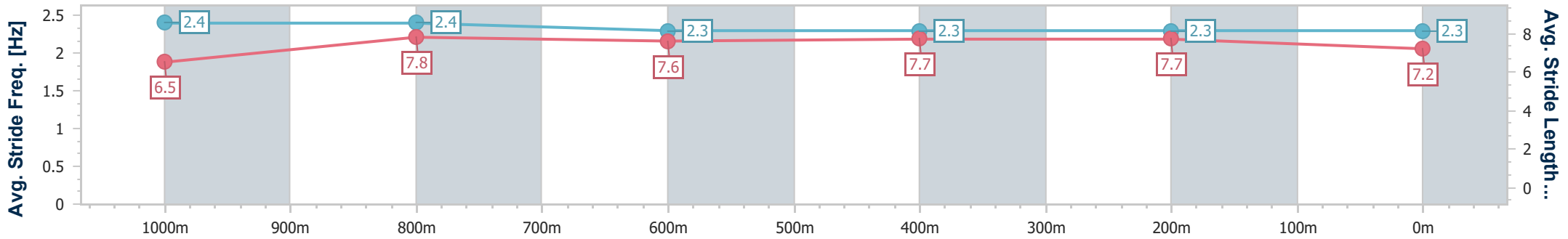
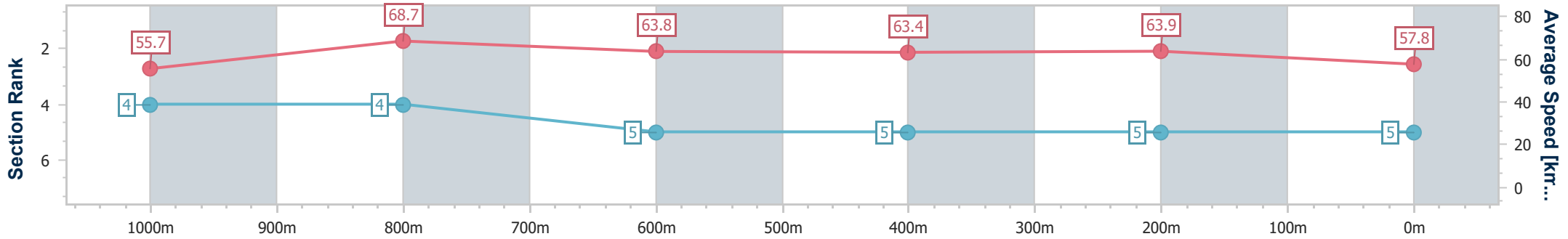


**Doomben QLD Professional**  
**Race 3: QUAYCLEAN QTIS 3YO PLATE - 1200m**  
 31 August 2024 - 13:04  
 Track Rating: Soft 5, Weather: Fine, Rail Position: +5m Entire



BRISBANE  
RACING CLUB

Section	Overall	1000m	800m	600m	400m	200m
Section Times	1:10.09 [5] (0:12.96)	0:57.13 [4] (0:10.63)	0:46.50 [4] (0:11.59)	0:34.91 [5] (0:11.28)	0:23.63 [5] (0:11.18)	0:12.45 [5] (0:12.45)
Average Speed [km/h]	55.7	68.7	63.8	63.4	63.9	57.8
Top Speed [km/h]	70.1	70.6	67.6	65.6	65.1	61.5
Avg. Dist. to Rail [m]	1.3	3.1	5.2	2.2	2.2	3.3
Avg. Stride Freq. [Hz]	2.4	2.4	2.3	2.3	2.3	2.3
Avg. Stride Length [m]	6.5	7.8	7.6	7.7	7.7	7.2



- [ ] Ranking at each section and finish
- .-.- No data available at this section
- NA No data available



Horse/Jockey Name	Moulin Miss
Final Rank	6
Fastest Section Time (Section)	0:10.55 (1000m)
Top Speed [km/h] (Section)	72.1 (Overall)
Race State	Finished

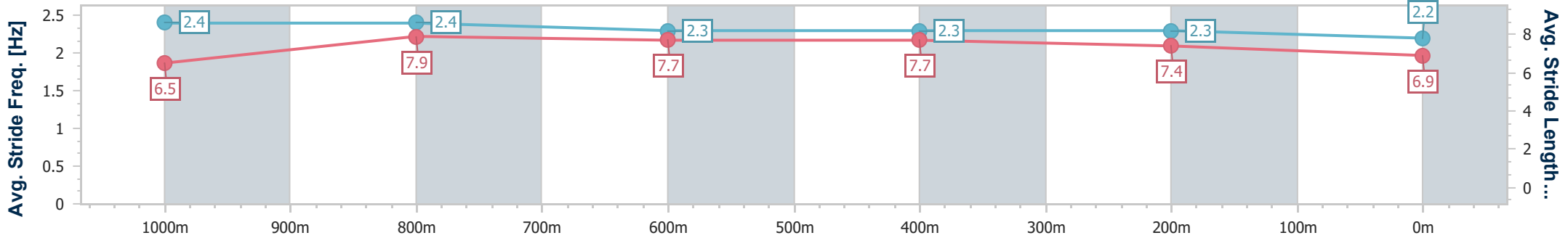
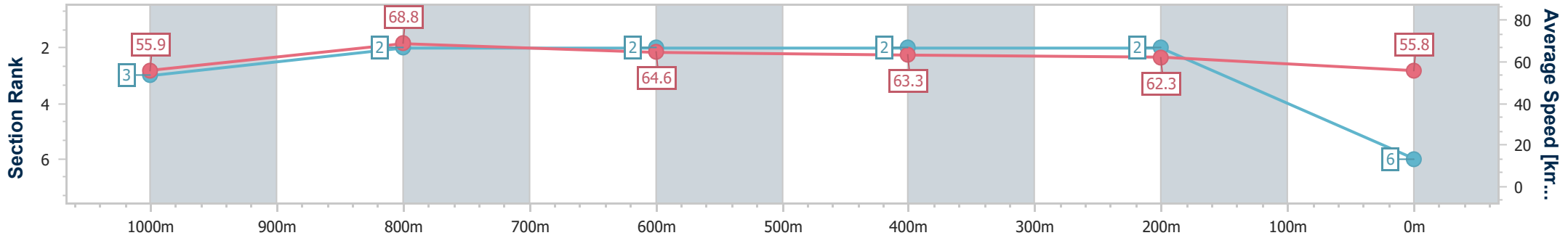


**Doomben QLD Professional**  
**Race 3: QUAYCLEAN QTIS 3YO PLATE - 1200m**  
 31 August 2024 - 13:04  
 Track Rating: Soft 5, Weather: Fine, Rail Position: +5m Entire



BRISBANE  
RACING CLUB

Section	Overall	1000m	800m	600m	400m	200m
Section Times	1:10.46 [6] (0:12.87)	0:57.59 [3] (0:10.55)	0:47.04 [2] (0:11.33)	0:35.71 [2] (0:11.33)	0:24.38 [2] (0:11.47)	0:12.91 [2]
Average Speed [km/h]	55.9	68.8	64.6	63.3	62.3	55.8
Top Speed [km/h]	72.1	69.8	66.9	63.9	63.4	60.9
Avg. Dist. to Rail [m]	4.9	3.1	3.0	1.8	1.7	0.5
Avg. Stride Freq. [Hz]	2.4	2.4	2.3	2.3	2.3	2.2
Avg. Stride Length [m]	6.5	7.9	7.7	7.7	7.4	6.9



- [ ] Ranking at each section and finish
- .-.- No data available at this section
- NA No data available



# Doomben QLD Professional

## Race 4: TACTIC Fillies and Mares No Metro Wins Handicap - 1200m

31 August 2024 - 13:40



BRISBANE  
RACING CLUB

Track Rating: Soft 5, Weather: Fine, Rail Position: +5m Entire

Section													Last 600m	
Field Times		Overall	1000m	800m	600m	400m	200m						0:33.81	
		1:09.43 (0:13.33)	0:56.10 (0:10.85)	0:45.25 (0:11.44)	0:33.81 (0:11.15)	0:22.66 (0:11.02)	0:11.64 (0:11.64)							
Rank	TAB	Horse/Jockey	Barrier	Top Speed [km/h]	Fastest Section							Margin	Distance Travelled [m]	
1	12	HERMANITA Tahlia Fenlon	12	69.0 1000m	0:10.85 1000m	1:09.43 [1] (0:13.33)	0:56.10 [1] (0:10.85)	0:45.25 [1] (0:11.44)	0:33.81 [1] (0:11.15)	0:22.66 [1] (0:11.02)	0:11.64 [1] (0:11.64)	1:09.43	0:33.81	
2	6	SCUD Andrew Mallyon	1	69.2 400m	0:10.66 400m	1:09.47 [2] (0:13.56)	0:55.91 [4] (0:11.10)	0:44.81 [3] (0:11.33)	0:33.48 [3] (0:11.14)	0:22.34 [3] (0:10.66)	0:11.68 [2] (0:11.68)	0.25L	0:33.48	+4
3	5	TIJUANA TWO STEP Melea Castle	8	68.9 400m	0:10.67 400m	1:09.77 [3] (0:14.02)	0:55.75 [8] (0:11.11)	0:44.64 [8] (0:11.27)	0:33.37 [7] (0:11.09)	0:22.28 [5] (0:10.67)	0:11.61 [4] (0:11.61)	2.05L	0:33.37	+2
4	4	LAYDOWNLILY Tiffani Brooker	3	67.8 600m	0:10.90 400m	1:09.78 [4] (0:13.48)	0:56.30 [3] (0:11.20)	0:45.10 [4] (0:11.46)	0:33.64 [4] (0:11.21)	0:22.43 [4] (0:10.90)	0:11.53 [5] (0:11.53)	2.07L	0:33.64	+4
5	9	FIGMENT Emily Lang	7	68.7 1000m	0:10.93 1000m	1:09.83 [5] (0:13.41)	0:56.42 [2] (0:10.93)	0:45.49 [2] (0:11.44)	0:34.05 [2] (0:11.20)	0:22.85 [2] (0:11.02)	0:11.83 [3] (0:11.83)	2.39L	0:34.05	+7
6	3	ENTERPRISE LUCIA Cody Collis	6	68.3 400m	0:10.73 400m	1:10.09 [6] (0:13.81)	0:56.28 [6] (0:11.25)	0:45.03 [7] (0:11.51)	0:33.52 [8] (0:11.18)	0:22.34 [7] (0:10.73)	0:11.61 [7] (0:11.61)	3.93L	0:33.52	+7
7	2	TRANQUIL BAY Noel Callow	5	68.6 400m	0:10.85 400m	1:10.09 [7] (0:13.85)	0:56.24 [7] (0:10.91)	0:45.33 [5] (0:11.53)	0:33.80 [5] (0:11.23)	0:22.57 [6] (0:10.85)	0:11.72 [6] (0:11.72)	3.94L	0:33.80	+16
8	11	JUKEBOX GLOW Nikita Beriman	9	68.3 400m	0:10.77 400m	1:10.19 [8] (0:14.24)	0:55.95 [9] (0:11.13)	0:44.82 [9] (0:11.35)	0:33.47 [9] (0:11.08)	0:22.39 [9] (0:10.77)	0:11.62 [8] (0:11.62)	4.48L	0:33.47	+8
9	7	DISCERNING Angela Jones	11	68.8 400m	0:10.58 400m	1:10.36 [9] (0:14.57)	0:55.79 [12] (0:11.18)	0:44.61 [12] (0:11.61)	0:33.00 [12] (0:11.23)	0:21.77 [12] (0:10.58)	0:11.19 [12] (0:11.19)	5.53L	0:33.00	+5
10	10	INTRECCIATO Karl Zechner	10	67.1 400m	0:10.86 400m	1:10.47 [10] (0:14.37)	0:56.10 [11] (0:11.24)	0:44.86 [11] (0:11.43)	0:33.43 [11] (0:11.02)	0:22.41 [10] (0:10.86)	0:11.55 [10] (0:11.55)	6.15L	0:33.43	+6

[ ] Ranking at each section and finish  
 -:-:- No data available at this section  
 NA No data available

SCN Saddle cloth number  
 DNF Did not finish  
 DNT Did not track



# Doomben QLD Professional

## Race 4: TACTIC Fillies and Mares No Metro Wins Handicap - 1200m

31 August 2024 - 13:40



BRISBANE  
RACING CLUB

Track Rating: Soft 5, Weather: Fine, Rail Position: +5m Entire

Section		Overall	1000m	800m	600m	400m	200m	Last 600m					
Field Times		1:09.43 (0:13.33)	0:56.10 (0:10.85)	0:45.25 (0:11.44)	0:33.81 (0:11.15)	0:22.66 (0:11.02)	0:11.64 (0:11.64)	0:33.81					
Rank	TAB Horse/Jockey	Barrier	Top Speed [km/h]	Fastest Section	Margin							Distance Travelled [m]	
11	1 <b>BONCASSIE</b> Courtney Bellamy	4	67.4 1000m	0:11.03 400m	1:10.81 [11] (0:13.72)	0:57.09 [5] (0:11.24)	0:45.85 [6] (0:11.43)	0:34.42 [6] (0:11.40)	0:23.02 [8] (0:11.03)	0:11.99 [9] (0:11.99)	8.17L	0:34.42	+10
12	8 <b>DUCHESS BREE</b> Taylor Marshall	2	68.1 400m	0:10.87 400m	1:11.43 [12] (0:14.30)	0:57.13 [10] (0:11.18)	0:45.95 [10] (0:11.50)	0:34.45 [10] (0:11.21)	0:23.24 [11] (0:10.87)	0:12.37 [11] (0:12.37)	11.77L	0:34.45	+2

[ ] Ranking at each section and finish  
 -:-:-:- No data available at this section  
 NA No data available

SCN Saddle cloth number  
 DNF Did not finish  
 DNT Did not track



Horse/Jockey Name	Hermanita
Final Rank	1
Fastest Section Time (Section)	0:10.85 (1000m)
Top Speed [km/h] (Section)	69.0 (1000m)
Race State	Finished



**Doomben QLD Professional**  
**Race 4: TACTIC Fillies and Mares No Metro Wins Handicap - 1200m**

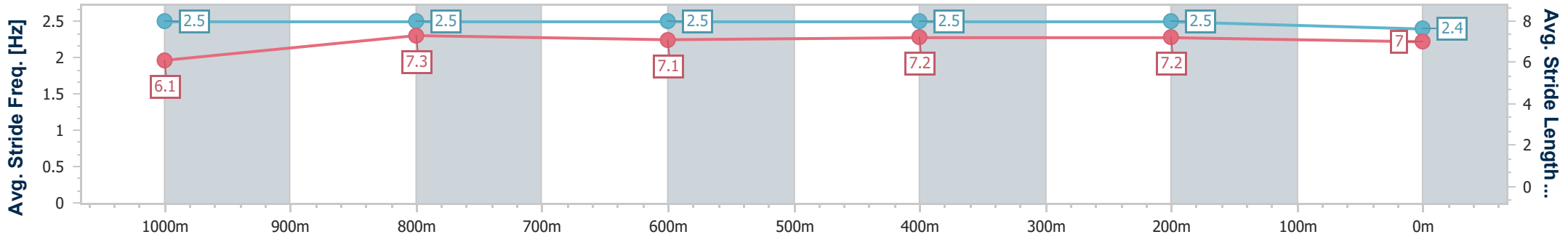
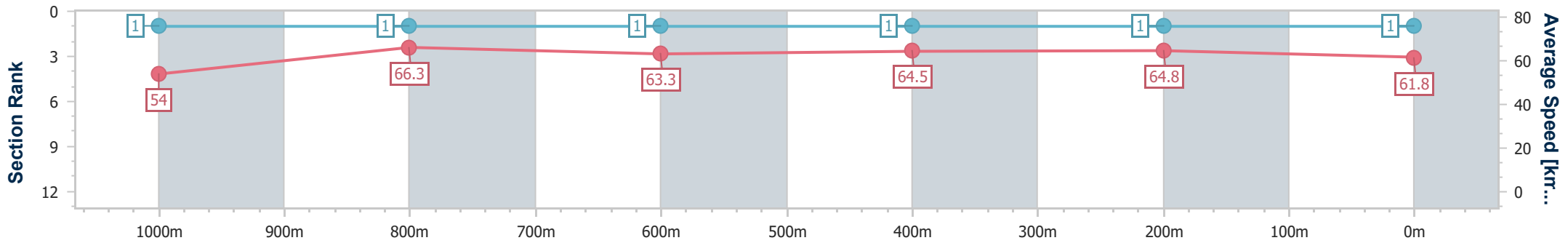
31 August 2024 - 13:40

Track Rating: Soft 5, Weather: Fine, Rail Position: +5m Entire



BRISBANE  
RACING CLUB

Section	Overall	1000m	800m	600m	400m	200m
Section Times	1:09.43 [1] (0:13.33)	0:56.10 [1] (0:10.85)	0:45.25 [1] (0:11.44)	0:33.81 [1] (0:11.15)	0:22.66 [1] (0:11.02)	0:11.64 [1] (0:11.64)
Average Speed [km/h]	54.0	66.3	63.3	64.5	64.8	61.8
Top Speed [km/h]	68.4	69.0	65.6	66.1	65.8	64.6
Avg. Dist. to Rail [m]	6.2	0.5	1.0	0.9	2.2	0.5
Avg. Stride Freq. [Hz]	2.5	2.5	2.5	2.5	2.5	2.4
Avg. Stride Length [m]	6.1	7.3	7.1	7.2	7.2	7.0



- [ ] Ranking at each section and finish
- .-.- No data available at this section
- NA No data available



Horse/Jockey Name	Scud
Final Rank	2
Fastest Section Time (Section)	0:10.66 (400m)
Top Speed [km/h] (Section)	69.2 (400m)
Race State	Finished

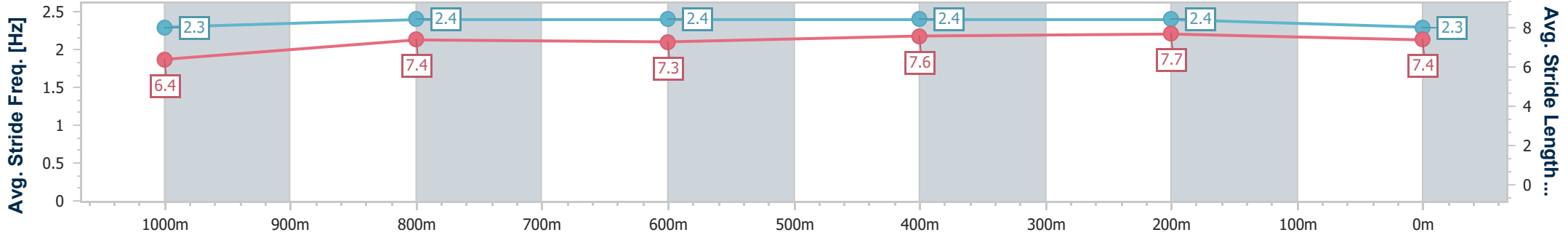
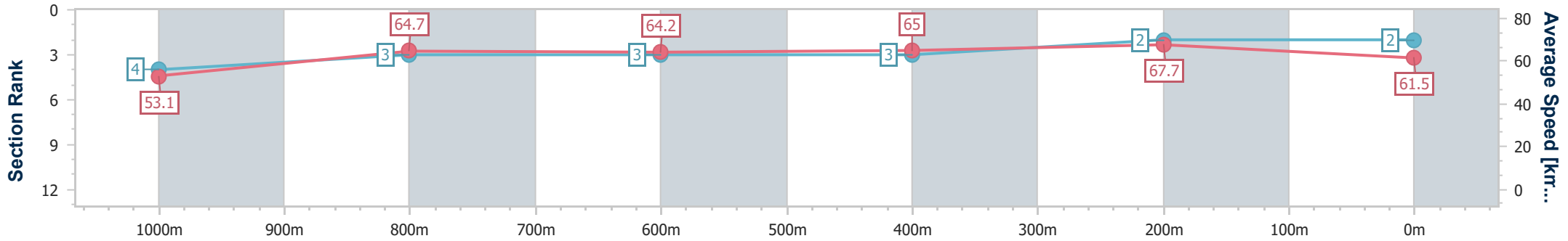


**Doomben QLD Professional**  
**Race 4: TACTIC Fillies and Mares No Metro Wins Handicap - 1200m**  
 31 August 2024 - 13:40  
 Track Rating: Soft 5, Weather: Fine, Rail Position: +5m Entire



BRISBANE  
RACING CLUB

Section	Overall	1000m	800m	600m	400m	200m
Section Times	1:09.47 [2] (0:13.56)	0:55.91 [4] (0:11.10)	0:44.81 [3] (0:11.33)	0:33.48 [3] (0:11.14)	0:22.34 [3] (0:10.66)	0:11.68 [2] (0:11.68)
Average Speed [km/h]	53.1	64.7	64.2	65.0	67.7	61.5
Top Speed [km/h]	65.6	65.7	65.9	66.6	69.2	66.1
Avg. Dist. to Rail [m]	0.7	0.6	2.4	1.2	1.4	2.6
Avg. Stride Freq. [Hz]	2.3	2.4	2.4	2.4	2.4	2.3
Avg. Stride Length [m]	6.4	7.4	7.3	7.6	7.7	7.4



- [ ] Ranking at each section and finish
- .-.- No data available at this section
- NA No data available



Horse/Jockey Name	Tijuana Two Step
Final Rank	3
Fastest Section Time (Section)	0:10.67 (400m)
Top Speed [km/h] (Section)	68.9 (400m)
Race State	Finished

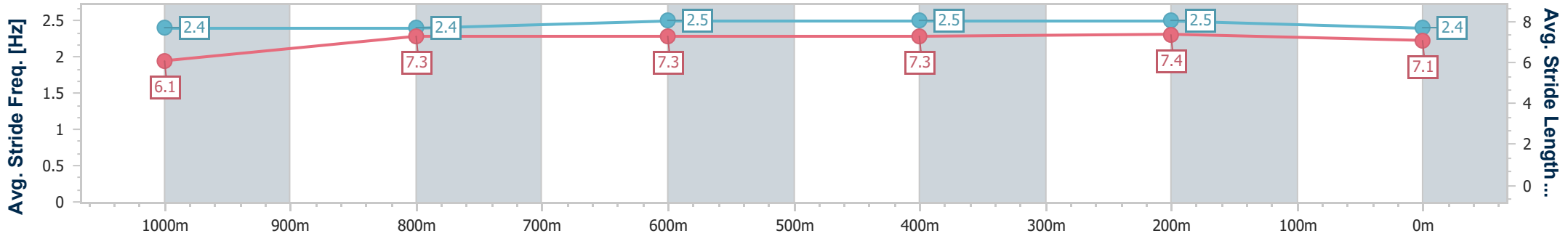
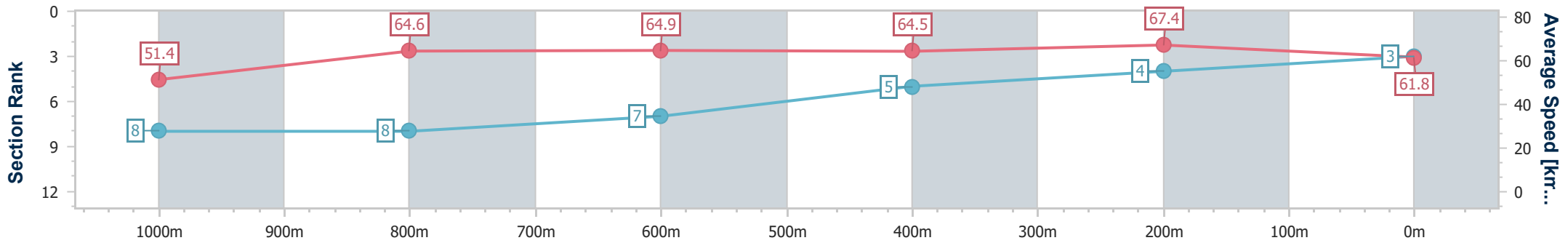


**Doomben QLD Professional**  
**Race 4: TACTIC Fillies and Mares No Metro Wins Handicap - 1200m**  
 31 August 2024 - 13:40  
 Track Rating: Soft 5, Weather: Fine, Rail Position: +5m Entire



BRISBANE  
RACING CLUB

Section	Overall	1000m	800m	600m	400m	200m
Section Times	1:09.77 [3] (0:14.02)	0:55.75 [8] (0:11.11)	0:44.64 [8] (0:11.27)	0:33.37 [7] (0:11.09)	0:22.28 [5] (0:10.67)	0:11.61 [4] (0:11.61)
Average Speed [km/h]	51.4	64.6	64.9	64.5	67.4	61.8
Top Speed [km/h]	65.7	66.1	66.5	66.3	68.9	65.2
Avg. Dist. to Rail [m]	3.5	0.6	2.2	1.0	1.2	2.4
Avg. Stride Freq. [Hz]	2.4	2.4	2.5	2.5	2.5	2.4
Avg. Stride Length [m]	6.1	7.3	7.3	7.3	7.4	7.1



- [ ] Ranking at each section and finish
- .-.- No data available at this section
- NA No data available



Horse/Jockey Name	Laydownlily
Final Rank	4
Fastest Section Time (Section)	0:10.90 (400m)
Top Speed [km/h] (Section)	67.8 (600m)
Race State	Finished



**Doomben QLD Professional**  
**Race 4: TACTIC Fillies and Mares No Metro Wins Handicap - 1200m**

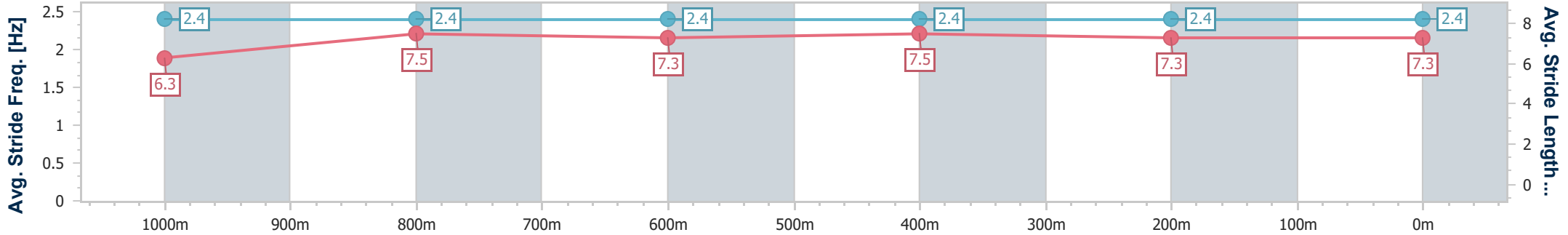
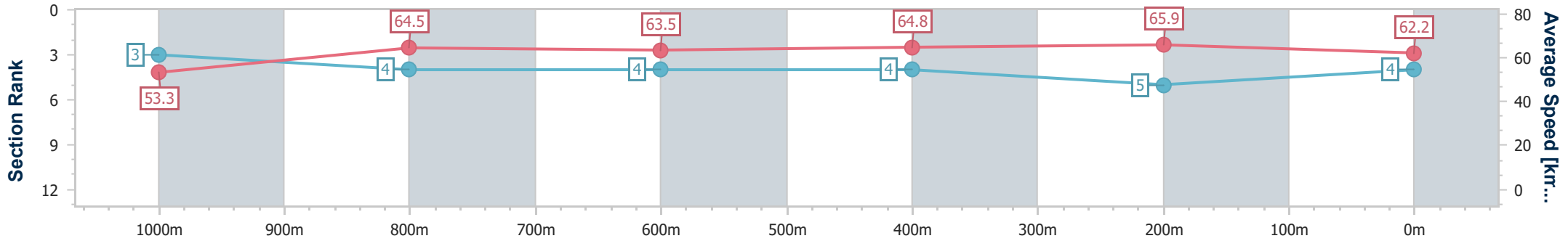
31 August 2024 - 13:40

Track Rating: Soft 5, Weather: Fine, Rail Position: +5m Entire



BRISBANE  
RACING CLUB

Section	Overall	1000m	800m	600m	400m	200m
Section Times	1:09.78 [4] (0:13.48)	0:56.30 [3] (0:11.20)	0:45.10 [4] (0:11.46)	0:33.64 [4] (0:11.21)	0:22.43 [4] (0:10.90)	0:11.53 [5] (0:11.53)
Average Speed [km/h]	53.3	64.5	63.5	64.8	65.9	62.2
Top Speed [km/h]	67.4	65.8	67.8	67.8	67.3	66.0
Avg. Dist. to Rail [m]	2.7	1.0	2.1	1.2	0.8	2.1
Avg. Stride Freq. [Hz]	2.4	2.4	2.4	2.4	2.4	2.4
Avg. Stride Length [m]	6.3	7.5	7.3	7.5	7.3	7.3



- [ ] Ranking at each section and finish
- .-.- No data available at this section
- NA No data available





Horse/Jockey Name	Figment
Final Rank	5
Fastest Section Time (Section)	0:10.93 (1000m)
Top Speed [km/h] (Section)	68.7 (1000m)
Race State	Finished

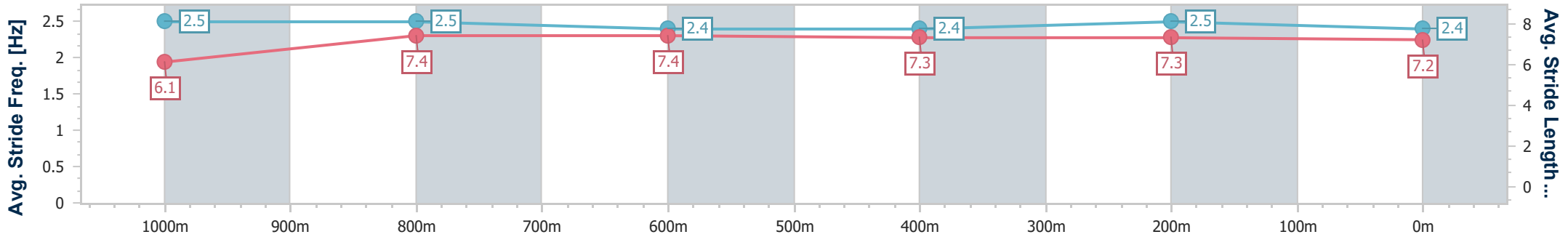
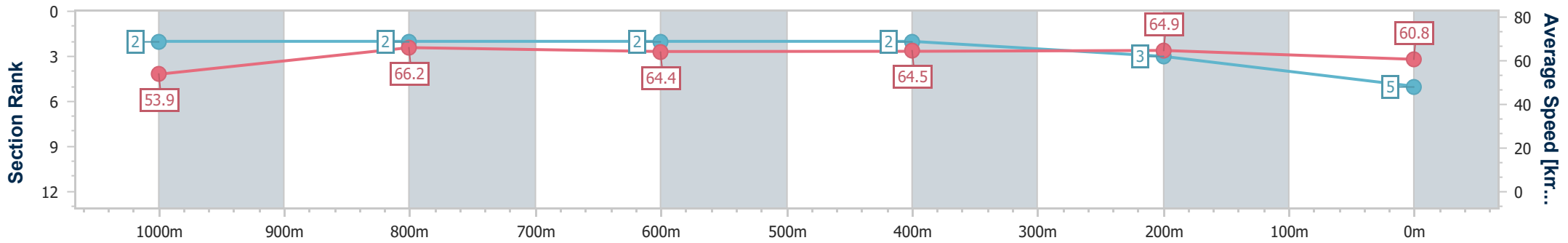


**Doomben QLD Professional**  
**Race 4: TACTIC Fillies and Mares No Metro Wins Handicap - 1200m**  
 31 August 2024 - 13:40  
 Track Rating: Soft 5, Weather: Fine, Rail Position: +5m Entire



BRISBANE  
RACING CLUB

Section	Overall	1000m	800m	600m	400m	200m
Section Times	1:09.83 [5] (0:13.41)	0:56.42 [2] (0:10.93)	0:45.49 [2] (0:11.44)	0:34.05 [2] (0:11.20)	0:22.85 [2] (0:11.02)	0:11.83 [3] (0:11.83)
Average Speed [km/h]	53.9	66.2	64.4	64.5	64.9	60.8
Top Speed [km/h]	68.4	68.7	65.3	65.2	66.4	64.5
Avg. Dist. to Rail [m]	5.4	2.6	4.2	1.5	1.3	0.3
Avg. Stride Freq. [Hz]	2.5	2.5	2.4	2.4	2.5	2.4
Avg. Stride Length [m]	6.1	7.4	7.4	7.3	7.3	7.2



- [ ] Ranking at each section and finish
- .-.- No data available at this section
- NA No data available



Horse/Jockey Name	Enterprise Lucia
Final Rank	6
Fastest Section Time (Section)	0:10.73 (400m)
Top Speed [km/h] (Section)	68.3 (400m)
Race State	Finished



**Doomben QLD Professional**  
**Race 4: TACTIC Fillies and Mares No Metro Wins Handicap - 1200m**

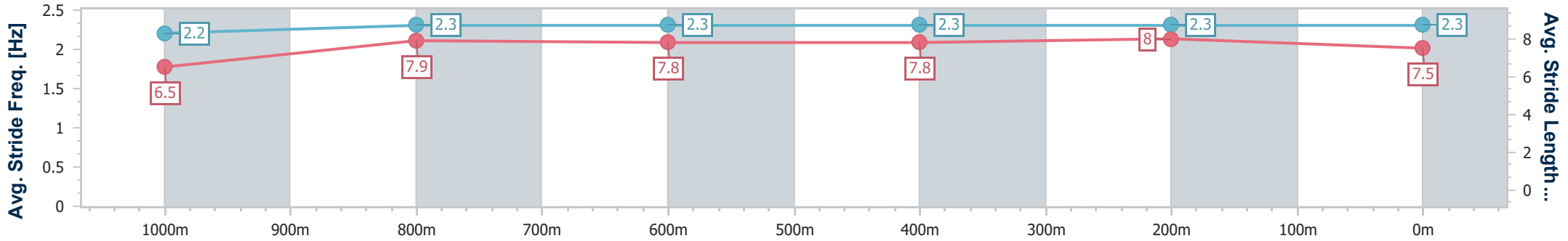
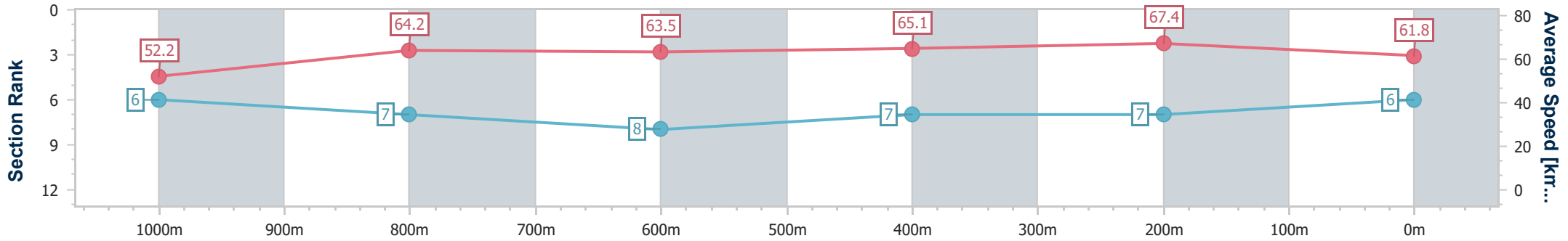
31 August 2024 - 13:40

Track Rating: Soft 5, Weather: Fine, Rail Position: +5m Entire



BRISBANE  
RACING CLUB

Section	Overall	1000m	800m	600m	400m	200m
Section Times	1:10.09 [6] (0:13.81)	0:56.28 [6] (0:11.25)	0:45.03 [7] (0:11.51)	0:33.52 [8] (0:11.18)	0:22.34 [7] (0:10.73)	0:11.61 [7] (0:11.61)
Average Speed [km/h]	52.2	64.2	63.5	65.1	67.4	61.8
Top Speed [km/h]	65.9	65.8	65.1	66.6	68.3	66.0
Avg. Dist. to Rail [m]	4.8	1.6	2.9	1.9	1.2	3.3
Avg. Stride Freq. [Hz]	2.2	2.3	2.3	2.3	2.3	2.3
Avg. Stride Length [m]	6.5	7.9	7.8	7.8	8.0	7.5



- [ ] Ranking at each section and finish
- .-.- No data available at this section
- NA No data available



Horse/Jockey Name	Tranquil Bay
Final Rank	7
Fastest Section Time (Section)	0:10.85 (400m)
Top Speed [km/h] (Section)	68.6 (400m)
Race State	Finished

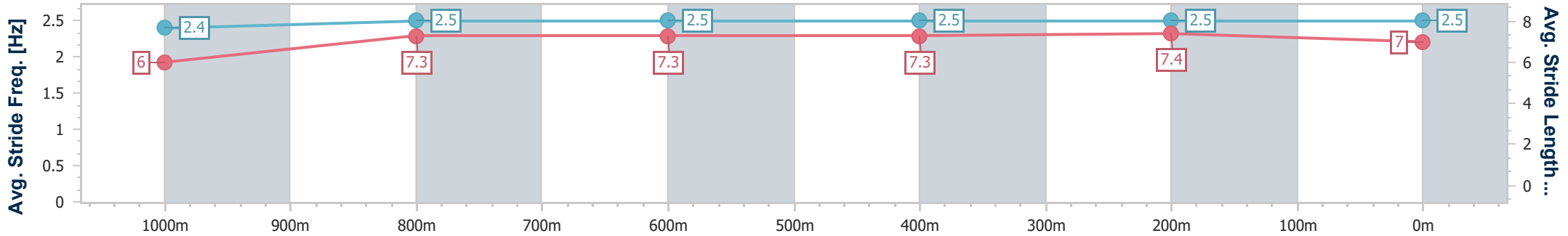
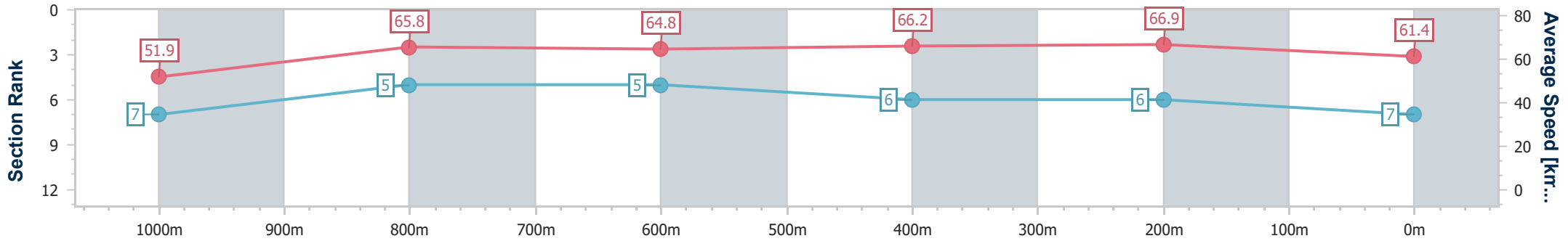


**Doomben QLD Professional**  
**Race 4: TACTIC Fillies and Mares No Metro Wins Handicap - 1200m**  
 31 August 2024 - 13:40  
 Track Rating: Soft 5, Weather: Fine, Rail Position: +5m Entire



BRISBANE  
RACING CLUB

Section	Overall	1000m	800m	600m	400m	200m
Section Times	1:10.09 [7] (0:13.85)	0:56.24 [7] (0:10.91)	0:45.33 [5] (0:11.53)	0:33.80 [5] (0:11.23)	0:22.57 [6] (0:10.85)	0:11.72 [6] (0:11.72)
Average Speed [km/h]	51.9	65.8	64.8	66.2	66.9	61.4
Top Speed [km/h]	67.5	68.2	66.9	67.1	68.6	65.5
Avg. Dist. to Rail [m]	2.8	2.3	7.0	6.2	5.0	5.8
Avg. Stride Freq. [Hz]	2.4	2.5	2.5	2.5	2.5	2.5
Avg. Stride Length [m]	6.0	7.3	7.3	7.3	7.4	7.0



- [ ] Ranking at each section and finish
- .-.- No data available at this section
- NA No data available



Horse/Jockey Name	Jukebox Glow
Final Rank	8
Fastest Section Time (Section)	0:10.77 (400m)
Top Speed [km/h] (Section)	68.3 (400m)
Race State	Finished



**Doomben QLD Professional**  
**Race 4: TACTIC Fillies and Mares No Metro Wins Handicap - 1200m**

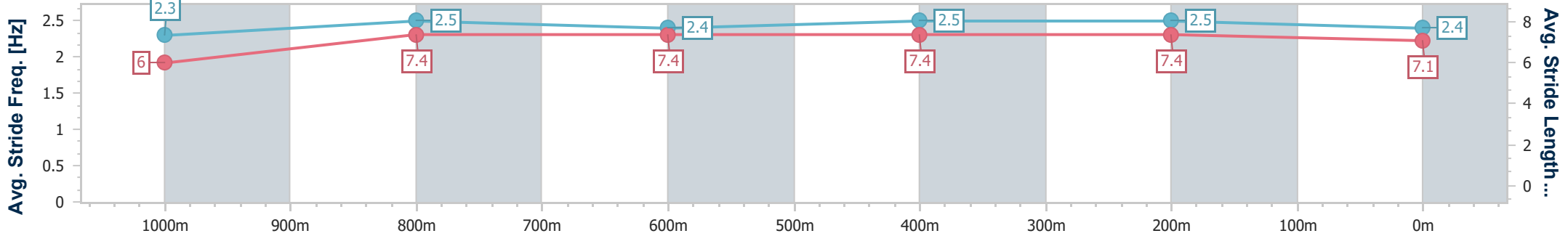
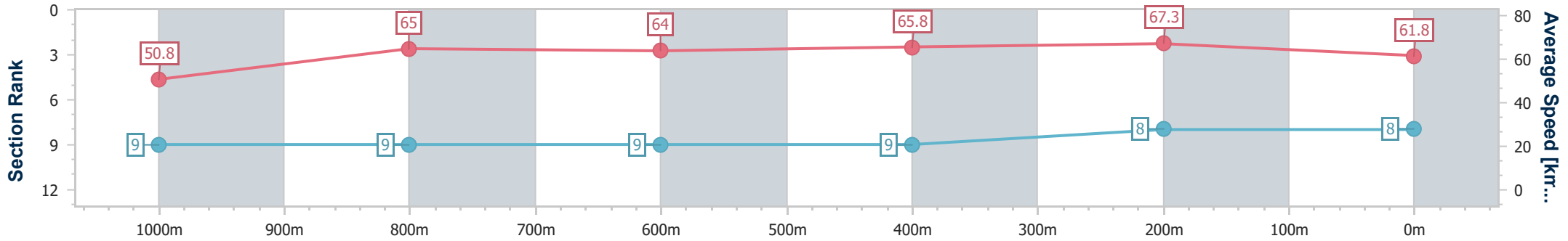
31 August 2024 - 13:40

Track Rating: Soft 5, Weather: Fine, Rail Position: +5m Entire



BRISBANE  
RACING CLUB

Section	Overall	1000m	800m	600m	400m	200m
Section Times	1:10.19 [8] (0:14.24)	0:55.95 [9] (0:11.13)	0:44.82 [9] (0:11.35)	0:33.47 [9] (0:11.08)	0:22.39 [9] (0:10.77)	0:11.62 [8] (0:11.62)
Average Speed [km/h]	50.8	65.0	64.0	65.8	67.3	61.8
Top Speed [km/h]	64.2	65.4	66.3	66.6	68.3	65.9
Avg. Dist. to Rail [m]	5.0	2.0	2.2	2.1	3.6	6.0
Avg. Stride Freq. [Hz]	2.3	2.5	2.4	2.5	2.5	2.4
Avg. Stride Length [m]	6.0	7.4	7.4	7.4	7.4	7.1



- [ ] Ranking at each section and finish
- .-.- No data available at this section
- NA No data available



Horse/Jockey Name	Discerning
Final Rank	9
Fastest Section Time (Section)	0:10.58 (400m)
Top Speed [km/h] (Section)	68.8 (400m)
Race State	Finished

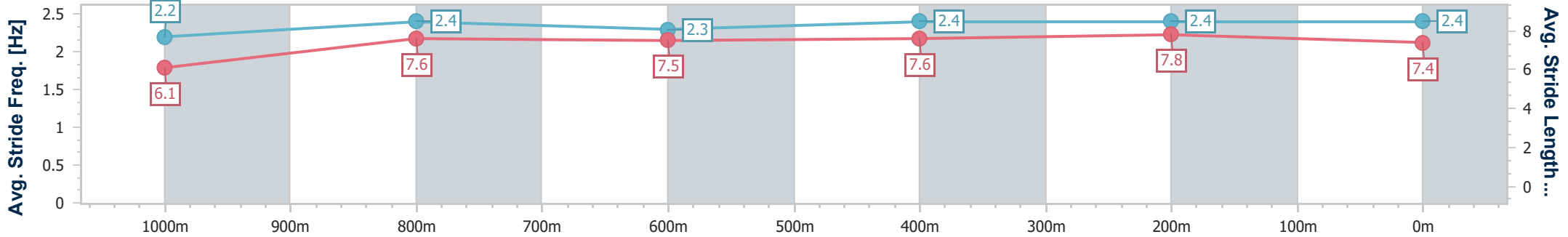
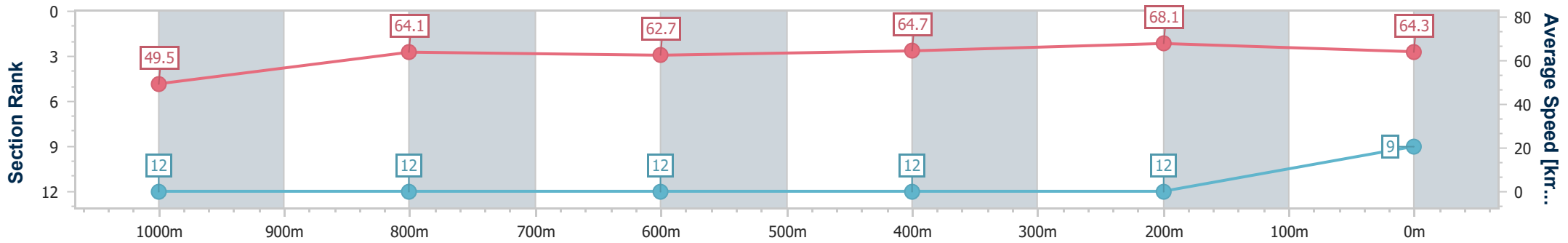


**Doomben QLD Professional**  
**Race 4: TACTIC Fillies and Mares No Metro Wins Handicap - 1200m**  
 31 August 2024 - 13:40  
 Track Rating: Soft 5, Weather: Fine, Rail Position: +5m Entire



BRISBANE  
RACING CLUB

Section	Overall	1000m	800m	600m	400m	200m
Section Times	1:10.36 [9] (0:14.57)	0:55.79 [12] (0:11.18)	0:44.61 [12] (0:11.61)	0:33.00 [12] (0:11.23)	0:21.77 [12] (0:10.58)	0:11.19 [12] (0:11.19)
Average Speed [km/h]	49.5	64.1	62.7	64.7	68.1	64.3
Top Speed [km/h]	63.5	65.3	63.3	66.4	68.8	67.4
Avg. Dist. to Rail [m]	5.8	0.6	2.3	1.8	2.6	6.2
Avg. Stride Freq. [Hz]	2.2	2.4	2.3	2.4	2.4	2.4
Avg. Stride Length [m]	6.1	7.6	7.5	7.6	7.8	7.4



- [ ] Ranking at each section and finish
- .-.- No data available at this section
- NA No data available



Horse/Jockey Name	Intrecciato
Final Rank	10
Fastest Section Time (Section)	0:10.86 (400m)
Top Speed [km/h] (Section)	67.1 (400m)
Race State	Finished



**Doomben QLD Professional**  
**Race 4: TACTIC Fillies and Mares No Metro Wins Handicap - 1200m**

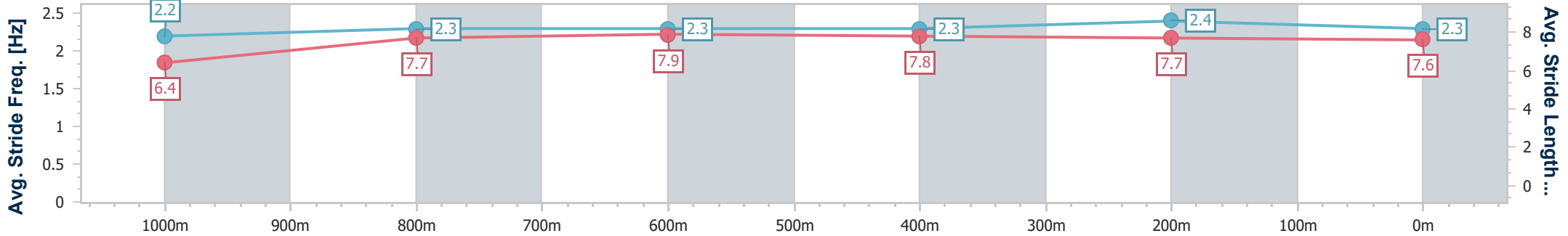
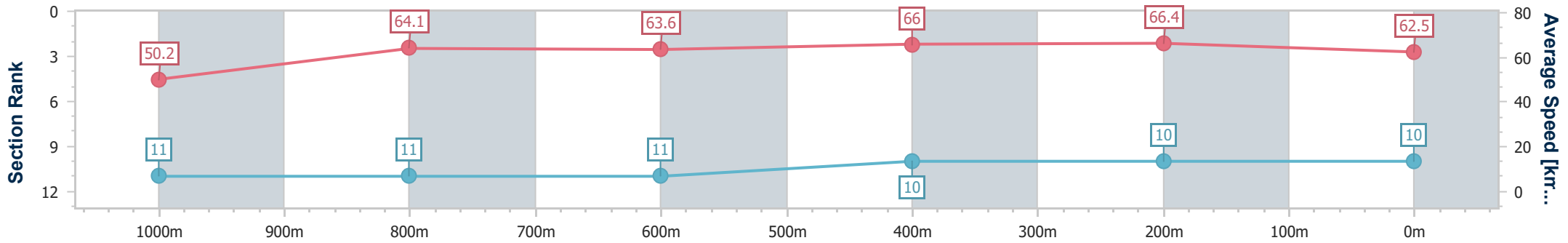
31 August 2024 - 13:40

Track Rating: Soft 5, Weather: Fine, Rail Position: +5m Entire



BRISBANE  
RACING CLUB

Section	Overall	1000m	800m	600m	400m	200m
Section Times	1:10.47 [10] (0:14.37)	0:56.10 [11] (0:11.24)	0:44.86 [11] (0:11.43)	0:33.43 [11] (0:11.02)	0:22.41 [10] (0:10.86)	0:11.55 [10] (0:11.55)
Average Speed [km/h]	50.2	64.1	63.6	66.0	66.4	62.5
Top Speed [km/h]	64.2	66.0	65.2	66.8	67.1	65.7
Avg. Dist. to Rail [m]	5.8	1.9	1.5	1.9	1.4	3.6
Avg. Stride Freq. [Hz]	2.2	2.3	2.3	2.3	2.4	2.3
Avg. Stride Length [m]	6.4	7.7	7.9	7.8	7.7	7.6



- [ ] Ranking at each section and finish
- .-.- No data available at this section
- NA No data available



Horse/Jockey Name	Boncassie
Final Rank	11
Fastest Section Time (Section)	0:11.03 (400m)
Top Speed [km/h] (Section)	67.4 (1000m)
Race State	Finished



**Doomben QLD Professional**  
**Race 4: TACTIC Fillies and Mares No Metro Wins Handicap - 1200m**

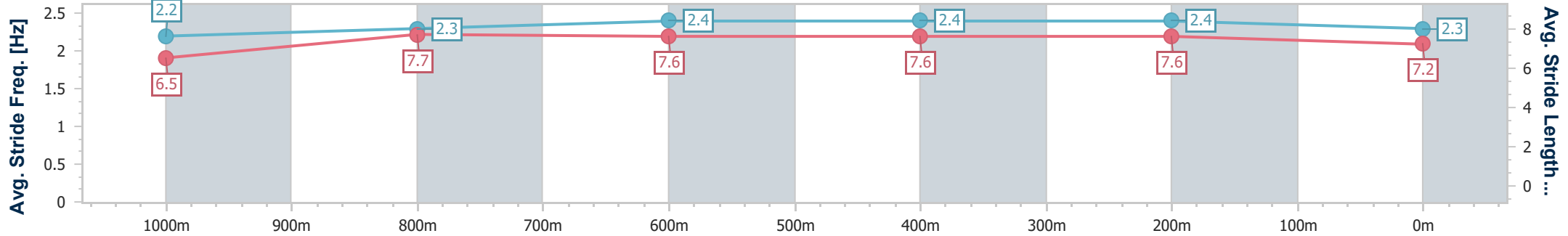
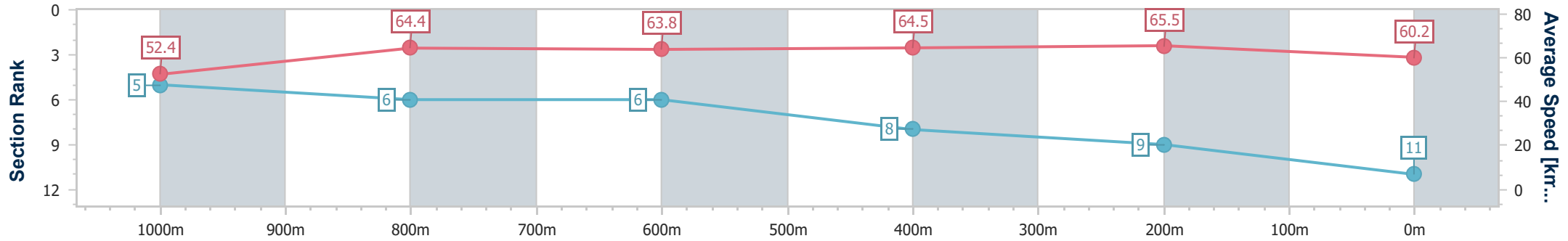
31 August 2024 - 13:40

Track Rating: Soft 5, Weather: Fine, Rail Position: +5m Entire



BRISBANE  
RACING CLUB

Section	Overall	1000m	800m	600m	400m	200m
Section Times	1:10.81 [11] (0:13.72)	0:57.09 [5] (0:11.24)	0:45.85 [6] (0:11.43)	0:34.42 [6] (0:11.40)	0:23.02 [8] (0:11.03)	0:11.99 [9] (0:11.99)
Average Speed [km/h]	52.4	64.4	63.8	64.5	65.5	60.2
Top Speed [km/h]	66.4	67.4	65.8	66.7	67.1	65.4
Avg. Dist. to Rail [m]	3.1	1.4	2.8	3.7	4.7	7.7
Avg. Stride Freq. [Hz]	2.2	2.3	2.4	2.4	2.4	2.3
Avg. Stride Length [m]	6.5	7.7	7.6	7.6	7.6	7.2



- [ ] Ranking at each section and finish
- .-.- No data available at this section
- NA No data available



Horse/Jockey Name	Duchess Bree
Final Rank	12
Fastest Section Time (Section)	0:10.87 (400m)
Top Speed [km/h] (Section)	68.1 (400m)
Race State	Finished



**Doomben QLD Professional**  
**Race 4: TACTIC Fillies and Mares No Metro Wins Handicap - 1200m**

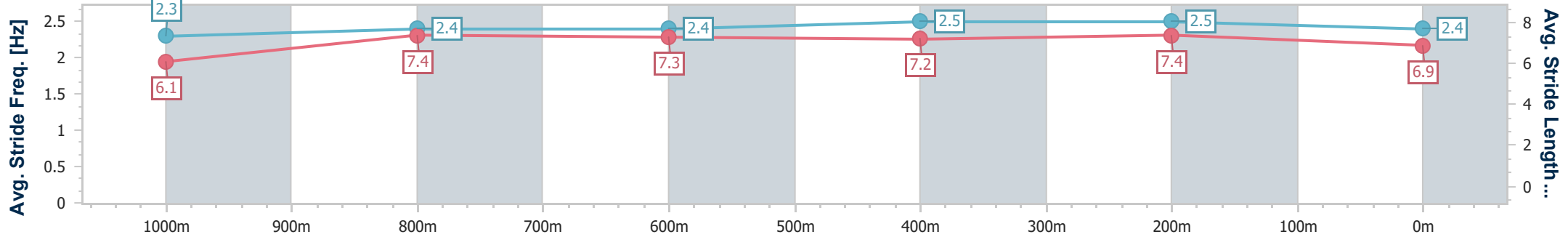
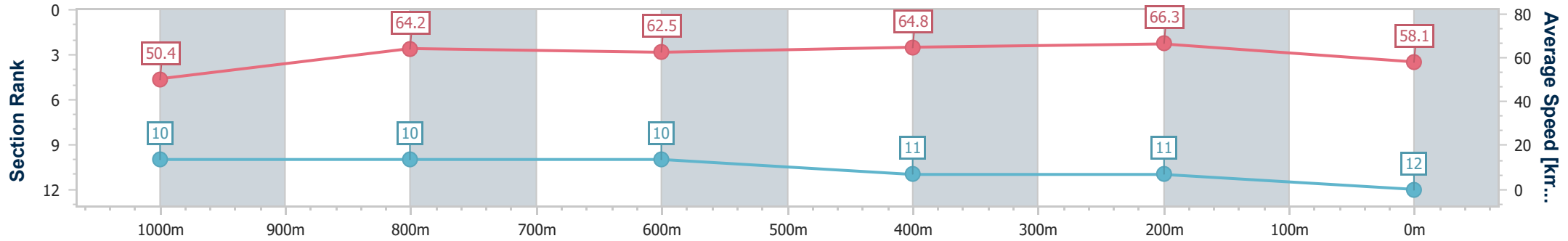
31 August 2024 - 13:40

Track Rating: Soft 5, Weather: Fine, Rail Position: +5m Entire



BRISBANE  
RACING CLUB

Section	Overall	1000m	800m	600m	400m	200m
Section Times	1:11.43 [12] (0:14.30)	0:57.13 [10] (0:11.18)	0:45.95 [10] (0:11.50)	0:34.45 [10] (0:11.21)	0:23.24 [11] (0:10.87)	0:12.37 [11] (0:12.37)
Average Speed [km/h]	50.4	64.2	62.5	64.8	66.3	58.1
Top Speed [km/h]	65.4	66.5	63.8	65.4	68.1	63.0
Avg. Dist. to Rail [m]	1.4	1.3	0.6	1.5	0.5	0.6
Avg. Stride Freq. [Hz]	2.3	2.4	2.4	2.5	2.5	2.4
Avg. Stride Length [m]	6.1	7.4	7.3	7.2	7.4	6.9



- [ ] Ranking at each section and finish
- .-.- No data available at this section
- NA No data available





# Doomben QLD Professional

## Race 5: STAGE & SCREEN Colts, Geldings and Entires No Metro Wins Handicap - 1200m

31 August 2024 - 14:13



BRISBANE  
RACING CLUB

Track Rating: Good 4, Weather: Fine, Rail Position: +5m Entire

Section		Overall	1000m	800m	600m	400m	200m	Last 600m						
Field Times		1:09.35 (0:13.23)	0:56.12 (0:11.06)	0:45.06 (0:11.29)	0:33.77 (0:11.26)	0:22.51 (0:10.90)	0:11.61 (0:11.61)	0:33.77						
Rank	TAB Horse/Jockey	Barrier	Top Speed [km/h]	Fastest Section										
													Margin	Distance Travelled [m]
1	1 <b>COMPELLING TRUTH</b> Bailey Wheeler	12	66.8 400m	0:10.90 400m	1:09.35 [1] (0:13.23)	0:56.12 [1] (0:11.06)	0:45.06 [1] (0:11.29)	0:33.77 [1] (0:11.26)	0:22.51 [1] (0:10.90)	0:11.61 [1] (0:11.61)	1:09.35	0:33.77		
2	4 <b>BULLION BOY</b> Georgina Cartwright	3	67.1 400m	0:11.12 1000m	1:09.63 [2] (0:13.62)	0:56.01 [5] (0:11.12)	0:44.89 [5] (0:11.25)	0:33.64 [4] (0:11.16)	0:22.48 [3] (0:11.13)	0:11.35 [5] (0:11.35)	1.59L	0:33.64	-1	
3	6 <b>JOHN RAMBO</b> Angela Jones	4	68.1 400m	0:10.81 400m	1:09.70 [3] (0:13.89)	0:55.81 [6] (0:11.10)	0:44.71 [7] (0:11.32)	0:33.39 [7] (0:11.21)	0:22.18 [7] (0:10.81)	0:11.37 [6] (0:11.37)	2.05L	0:33.39	+3	
4	5 <b>DARE TO SHARE</b> Emily Lang	1	66.8 Overall	0:10.89 400m	1:09.87 [4] (0:13.60)	0:56.27 [4] (0:10.98)	0:45.29 [2] (0:11.43)	0:33.86 [5] (0:11.20)	0:22.66 [5] (0:10.89)	0:11.77 [2] (0:11.77)	3.01L	0:33.86	-4	
5	11 <b>POSEIDON RULER</b> Robbie Dolan	6	67.0 400m	0:10.82 400m	1:09.89 [5] (0:14.12)	0:55.77 [9] (0:11.10)	0:44.67 [9] (0:11.30)	0:33.37 [9] (0:11.21)	0:22.16 [8] (0:10.82)	0:11.34 [9] (0:11.34)	3.13L	0:33.37	-3	
6	14 <b>MYSTIC MAC</b> Melea Castle	7	68.3 400m	0:10.76 400m	1:10.06 [6] (0:13.99)	0:56.07 [8] (0:11.22)	0:44.85 [8] (0:11.26)	0:33.59 [8] (0:11.27)	0:22.32 [9] (0:10.76)	0:11.56 [8] (0:11.56)	4.12L	0:33.59	+4	
7	12 <b>BAD EDUCATION</b> Ron Stewart	11	67.5 1000m	0:10.99 400m	1:10.18 [7] (0:13.57)	0:56.61 [3] (0:11.04)	0:45.57 [4] (0:11.20)	0:34.37 [2] (0:11.31)	0:23.06 [2] (0:10.99)	0:12.07 [3] (0:12.07)	4.84L	0:34.37	+2	
8	10 <b>ZINGALONG</b> Minonette Kennedy	2	66.5 Overall	0:11.08 1000m	1:10.31 [8] (0:13.51)	0:56.80 [2] (0:11.08)	0:45.72 [3] (0:11.23)	0:34.49 [3] (0:11.34)	0:23.15 [4] (0:11.11)	0:12.04 [4] (0:12.04)	5.6L	0:34.49	-3	
9	3 <b>NETTA VELOCITA</b> Jake Bayliss	10	69.4 400m	0:10.91 400m	1:10.31 [9] (0:13.89)	0:56.42 [7] (0:11.02)	0:45.40 [6] (0:11.29)	0:34.11 [6] (0:11.28)	0:22.83 [6] (0:10.91)	0:11.92 [7] (0:11.92)	5.65L	0:34.11	+6	
10	2 <b>BROKEN HILL</b> Andrew Mallyon	14	66.9 400m	0:10.92 400m	1:10.39 [10] (0:14.15)	0:56.24 [10] (0:11.15)	0:45.09 [10] (0:11.28)	0:33.81 [10] (0:11.27)	0:22.54 [10] (0:10.92)	0:11.62 [10] (0:11.62)	6.07L	0:33.81	+5	

Scratched: Bauhinia Rock (#13), Magic In Me (#8), I Am Voodoo (#9), Beau Witness (#7)

[ ] Ranking at each section and finish  
 -:-:- No data available at this section  
 NA No data available  
 SCN Saddle cloth number  
 DNF Did not finish  
 DNT Did not track



Horse/Jockey Name	Compelling Truth
Final Rank	1
Fastest Section Time (Section)	0:10.90 (400m)
Top Speed [km/h] (Section)	66.8 (400m)
Race State	Finished

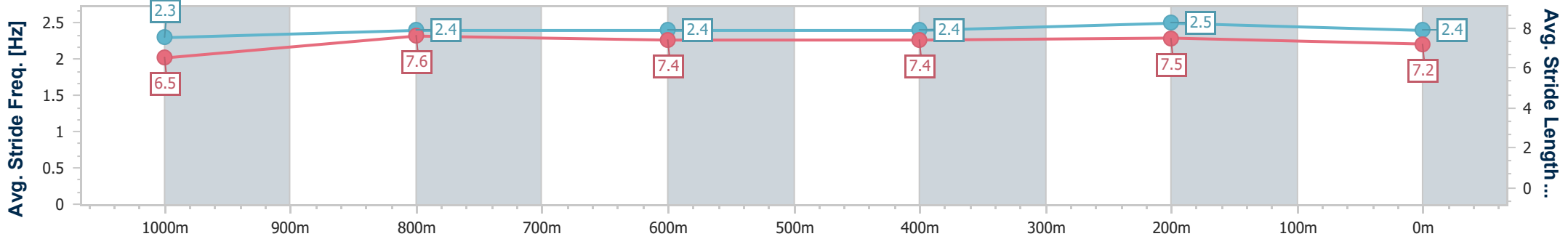
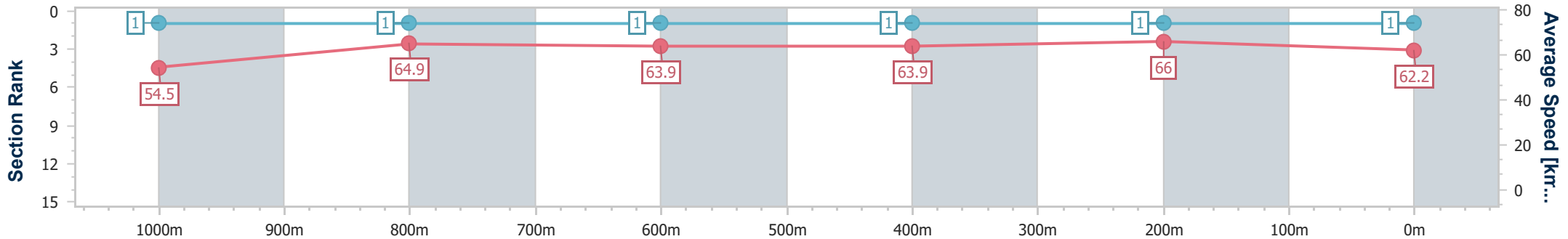


**Doomben QLD Professional**  
**Race 5: STAGE & SCREEN Colts, Geldings and Entires No Metro Wins Handicap - 1200m**  
 31 August 2024 - 14:13  
 Track Rating: Good 4, Weather: Fine, Rail Position: +5m Entire



BRISBANE  
RACING CLUB

Section	Overall	1000m	800m	600m	400m	200m
Section Times	1:09.35 [1] (0:13.23)	0:56.12 [1] (0:11.06)	0:45.06 [1] (0:11.29)	0:33.77 [1] (0:11.26)	0:22.51 [1] (0:10.90)	0:11.61 [1] (0:11.61)
Average Speed [km/h]	54.5	64.9	63.9	63.9	66.0	62.2
Top Speed [km/h]	65.7	66.3	65.1	65.1	66.8	65.7
Avg. Dist. to Rail [m]	3.9	1.2	0.5	0.2	0.3	2.2
Avg. Stride Freq. [Hz]	2.3	2.4	2.4	2.4	2.5	2.4
Avg. Stride Length [m]	6.5	7.6	7.4	7.4	7.5	7.2



- [ ] Ranking at each section and finish
- .-.- No data available at this section
- NA No data available



Horse/Jockey Name	Bullion Boy
Final Rank	2
Fastest Section Time (Section)	0:11.12 (1000m)
Top Speed [km/h] (Section)	67.1 (400m)
Race State	Finished

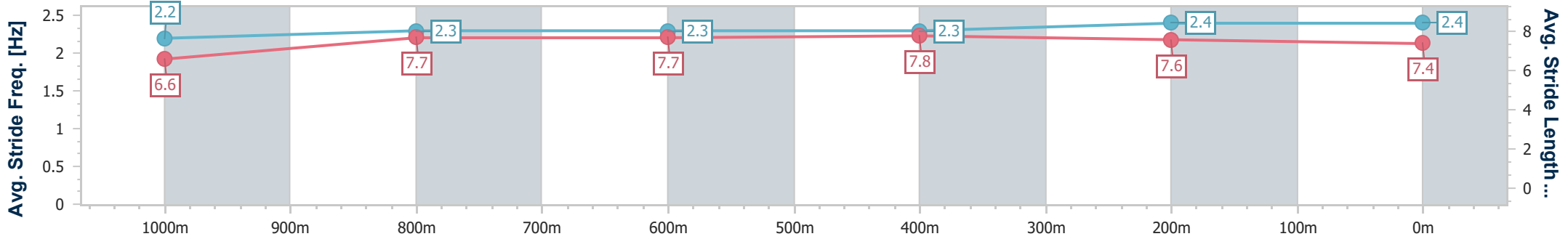
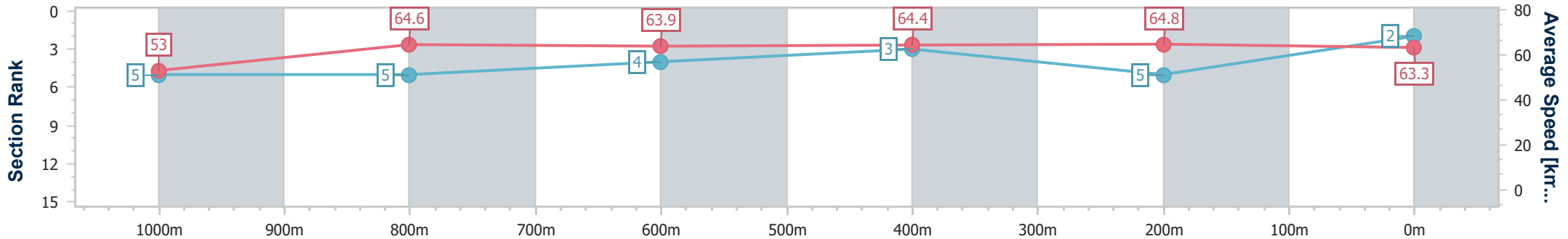


**Doomben QLD Professional**  
**Race 5: STAGE & SCREEN Colts, Geldings and Entires No Metro Wins Handicap - 1200m**  
 31 August 2024 - 14:13  
 Track Rating: Good 4, Weather: Fine, Rail Position: +5m Entire



BRISBANE  
RACING CLUB

Section	Overall	1000m	800m	600m	400m	200m
Section Times	1:09.63 [2] (0:13.62)	0:56.01 [5] (0:11.12)	0:44.89 [5] (0:11.25)	0:33.64 [4] (0:11.16)	0:22.48 [3] (0:11.13)	0:11.35 [5] (0:11.35)
Average Speed [km/h]	53.0	64.6	63.9	64.4	64.8	63.3
Top Speed [km/h]	65.8	66.9	65.3	65.1	67.1	65.2
Avg. Dist. to Rail [m]	2.4	0.5	0.2	0.5	1.0	1.6
Avg. Stride Freq. [Hz]	2.2	2.3	2.3	2.3	2.4	2.4
Avg. Stride Length [m]	6.6	7.7	7.7	7.8	7.6	7.4



- [ ] Ranking at each section and finish
- .-.- No data available at this section
- NA No data available



Horse/Jockey Name	John Rambo
Final Rank	3
Fastest Section Time (Section)	0:10.81 (400m)
Top Speed [km/h] (Section)	68.1 (400m)
Race State	Finished



**Doomben QLD Professional**  
**Race 5: STAGE & SCREEN Colts, Geldings and Entires No Metro Wins Handicap - 1200m**

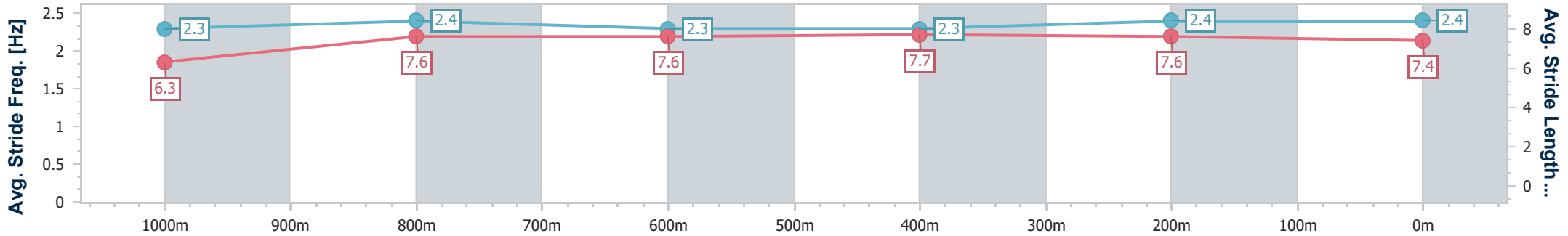
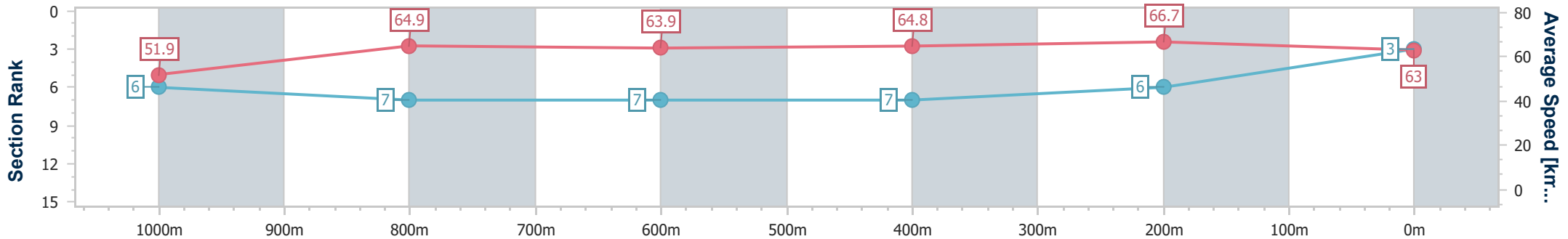
31 August 2024 - 14:13

Track Rating: Good 4, Weather: Fine, Rail Position: +5m Entire



BRISBANE  
RACING CLUB

Section	Overall	1000m	800m	600m	400m	200m
Section Times	1:09.70 [3] (0:13.89)	0:55.81 [6] (0:11.10)	0:44.71 [7] (0:11.32)	0:33.39 [7] (0:11.21)	0:22.18 [7] (0:10.81)	0:11.37 [6] (0:11.37)
Average Speed [km/h]	51.9	64.9	63.9	64.8	66.7	63.0
Top Speed [km/h]	67.1	67.4	65.4	65.7	68.1	67.0
Avg. Dist. to Rail [m]	2.6	0.3	1.3	1.1	1.2	0.6
Avg. Stride Freq. [Hz]	2.3	2.4	2.3	2.3	2.4	2.4
Avg. Stride Length [m]	6.3	7.6	7.6	7.7	7.6	7.4



- [ ] Ranking at each section and finish
- .-.- No data available at this section
- NA No data available



Horse/Jockey Name	Dare To Share
Final Rank	4
Fastest Section Time (Section)	0:10.89 (400m)
Top Speed [km/h] (Section)	66.8 (Overall)
Race State	Finished

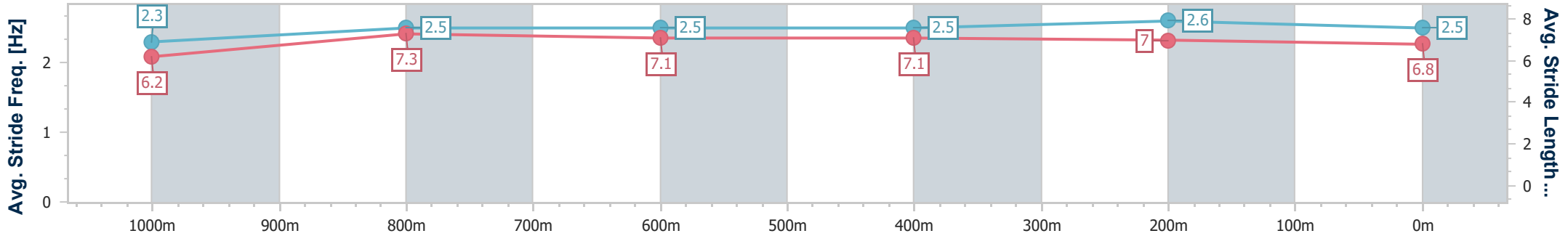
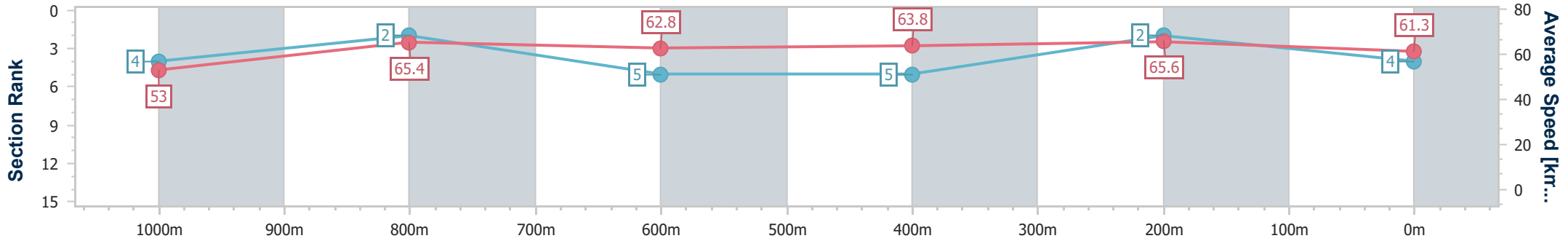


**Doomben QLD Professional**  
**Race 5: STAGE & SCREEN Colts, Geldings and Entires No Metro Wins Handicap - 1200m**  
 31 August 2024 - 14:13  
 Track Rating: Good 4, Weather: Fine, Rail Position: +5m Entire



BRISBANE  
RACING CLUB

Section	Overall	1000m	800m	600m	400m	200m
Section Times	1:09.87 [4] (0:13.60)	0:56.27 [4] (0:10.98)	0:45.29 [2] (0:11.43)	0:33.86 [5] (0:11.20)	0:22.66 [5] (0:10.89)	0:11.77 [2] (0:11.77)
Average Speed [km/h]	53.0	65.4	62.8	63.8	65.6	61.3
Top Speed [km/h]	66.8	66.7	64.4	65.3	66.7	64.2
Avg. Dist. to Rail [m]	0.8	1.2	0.4	1.7	1.5	1.7
Avg. Stride Freq. [Hz]	2.3	2.5	2.5	2.5	2.6	2.5
Avg. Stride Length [m]	6.2	7.3	7.1	7.1	7.0	6.8



- [ ] Ranking at each section and finish
- .-.- No data available at this section
- NA No data available



Horse/Jockey Name	Poseidon Ruler
Final Rank	5
Fastest Section Time (Section)	0:10.82 (400m)
Top Speed [km/h] (Section)	67.0 (400m)
Race State	Finished

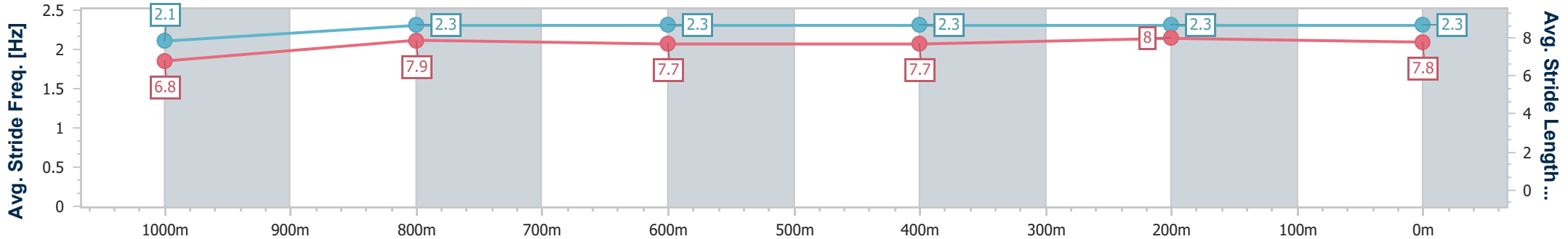
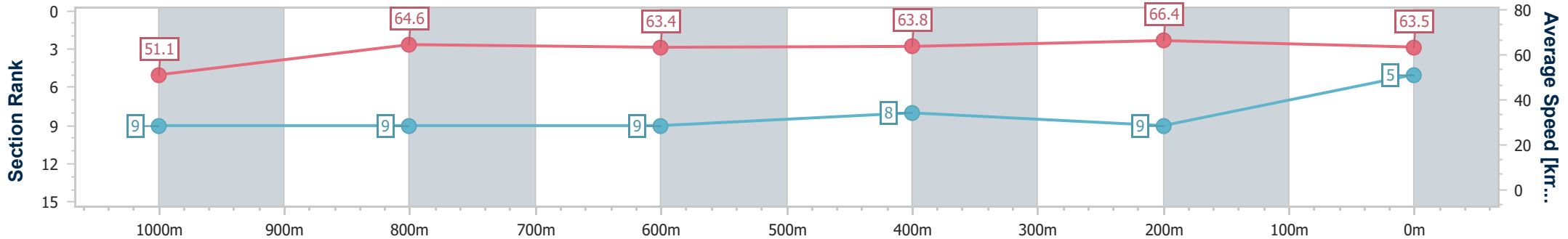


**Doomben QLD Professional**  
**Race 5: STAGE & SCREEN Colts, Geldings and Entires No Metro Wins Handicap - 1200m**  
 31 August 2024 - 14:13  
 Track Rating: Good 4, Weather: Fine, Rail Position: +5m Entire



BRISBANE  
RACING CLUB

Section	Overall	1000m	800m	600m	400m	200m
Section Times	1:09.89 [5] (0:14.12)	0:55.77 [9] (0:11.10)	0:44.67 [9] (0:11.30)	0:33.37 [9] (0:11.21)	0:22.16 [8] (0:10.82)	0:11.34 [9] (0:11.34)
Average Speed [km/h]	51.1	64.6	63.4	63.8	66.4	63.5
Top Speed [km/h]	65.6	66.5	64.7	64.8	67.0	65.6
Avg. Dist. to Rail [m]	2.4	1.0	0.8	1.2	1.6	0.5
Avg. Stride Freq. [Hz]	2.1	2.3	2.3	2.3	2.3	2.3
Avg. Stride Length [m]	6.8	7.9	7.7	7.7	8.0	7.8



- [ ] Ranking at each section and finish
- .-.- No data available at this section
- NA No data available



Horse/Jockey Name	Mystic Mac
Final Rank	6
Fastest Section Time (Section)	0:10.76 (400m)
Top Speed [km/h] (Section)	68.3 (400m)
Race State	Finished



**Doomben QLD Professional**  
**Race 5: STAGE & SCREEN** Colts, Geldings and Entires No  
 Metro Wins Handicap - 1200m

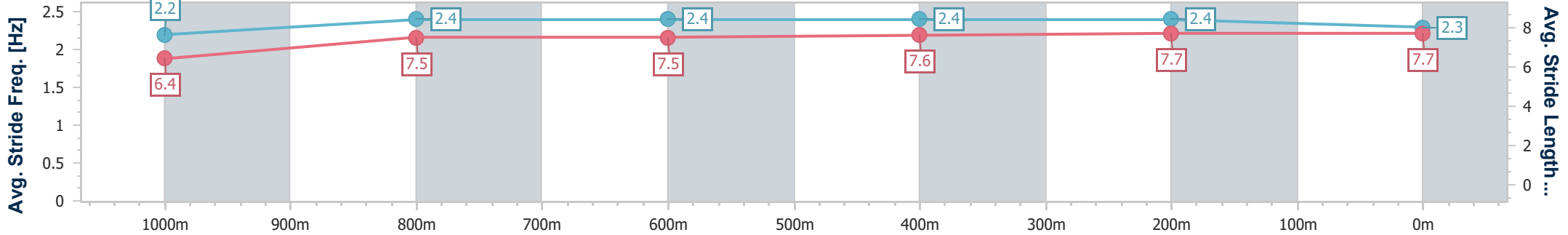
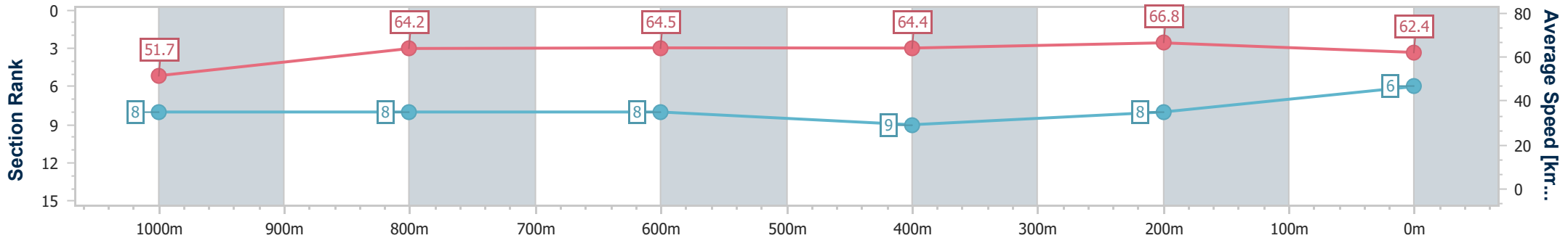
31 August 2024 - 14:13

Track Rating: Good 4, Weather: Fine, Rail Position: +5m Entire



BRISBANE  
RACING CLUB

Section	Overall	1000m	800m	600m	400m	200m
Section Times	1:10.06 [6] (0:13.99)	0:56.07 [8] (0:11.22)	0:44.85 [8] (0:11.26)	0:33.59 [8] (0:11.27)	0:22.32 [9] (0:10.76)	0:11.56 [8] (0:11.56)
Average Speed [km/h]	51.7	64.2	64.5	64.4	66.8	62.4
Top Speed [km/h]	65.8	66.0	65.9	66.3	68.3	65.7
Avg. Dist. to Rail [m]	3.3	1.1	1.5	2.0	1.0	3.9
Avg. Stride Freq. [Hz]	2.2	2.4	2.4	2.4	2.4	2.3
Avg. Stride Length [m]	6.4	7.5	7.5	7.6	7.7	7.7



- [ ] Ranking at each section and finish
- .-.- No data available at this section
- NA No data available



Horse/Jockey Name	Bad Education
Final Rank	7
Fastest Section Time (Section)	0:10.99 (400m)
Top Speed [km/h] (Section)	67.5 (1000m)
Race State	Finished

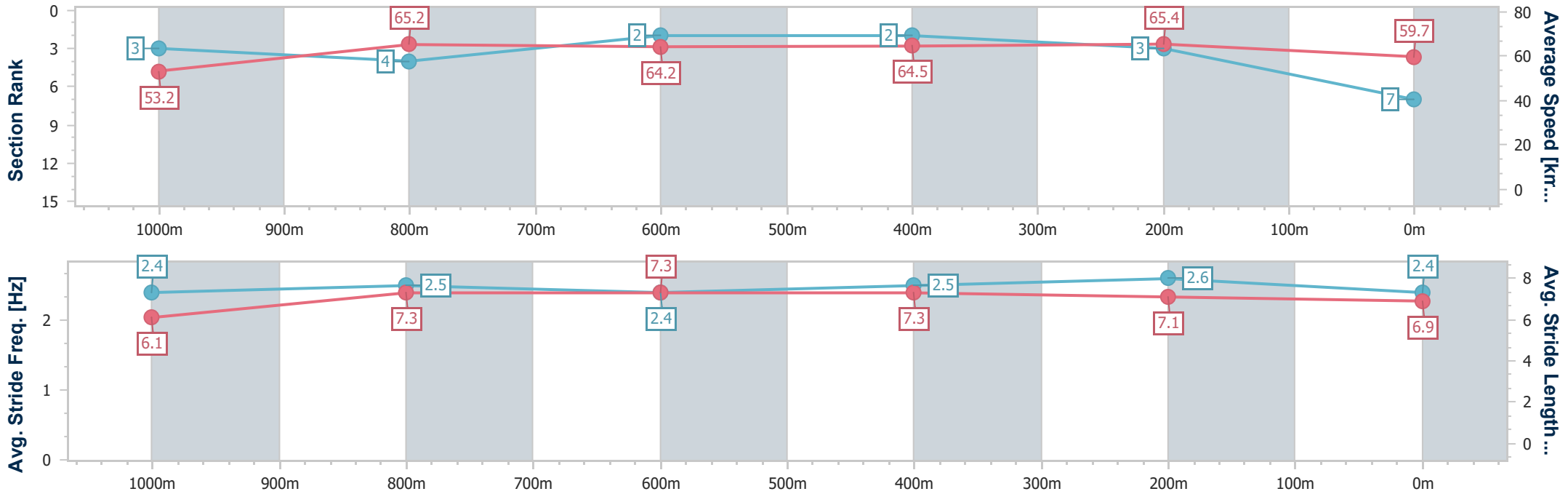


**Doomben QLD Professional**  
**Race 5: STAGE & SCREEN Colts, Geldings and Entires No Metro Wins Handicap - 1200m**  
 31 August 2024 - 14:13  
 Track Rating: Good 4, Weather: Fine, Rail Position: +5m Entire



BRISBANE  
RACING CLUB

Section	Overall	1000m	800m	600m	400m	200m
Section Times	1:10.18 [7] (0:13.57)	0:56.61 [3] (0:11.04)	0:45.57 [4] (0:11.20)	0:34.37 [2] (0:11.31)	0:23.06 [2] (0:10.99)	0:12.07 [3] (0:12.07)
Average Speed [km/h]	53.2	65.2	64.2	64.5	65.4	59.7
Top Speed [km/h]	67.4	67.5	65.5	65.8	66.6	64.0
Avg. Dist. to Rail [m]	4.8	1.0	0.5	1.8	1.6	2.7
Avg. Stride Freq. [Hz]	2.4	2.5	2.4	2.5	2.6	2.4
Avg. Stride Length [m]	6.1	7.3	7.3	7.3	7.1	6.9



- [ ] Ranking at each section and finish
- .-.- No data available at this section
- NA No data available





Horse/Jockey Name	Zingalong
Final Rank	8
Fastest Section Time (Section)	0:11.08 (1000m)
Top Speed [km/h] (Section)	66.5 (Overall)
Race State	Finished



**Doomben QLD Professional**  
**Race 5: STAGE & SCREEN Colts, Geldings and Entires No Metro Wins Handicap - 1200m**

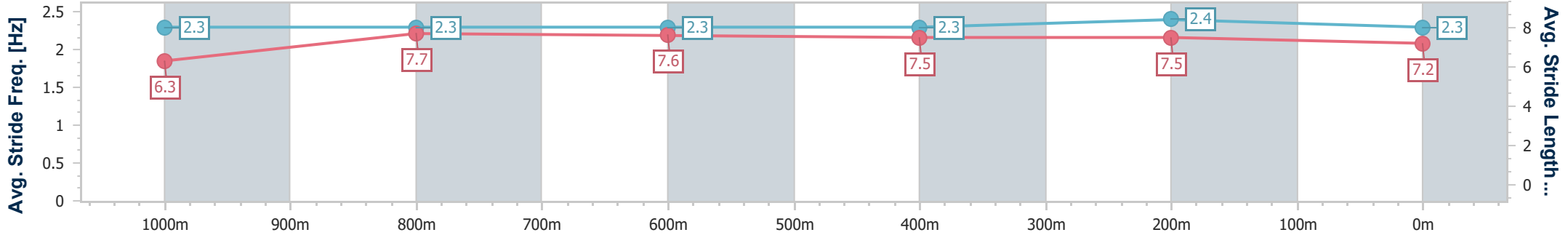
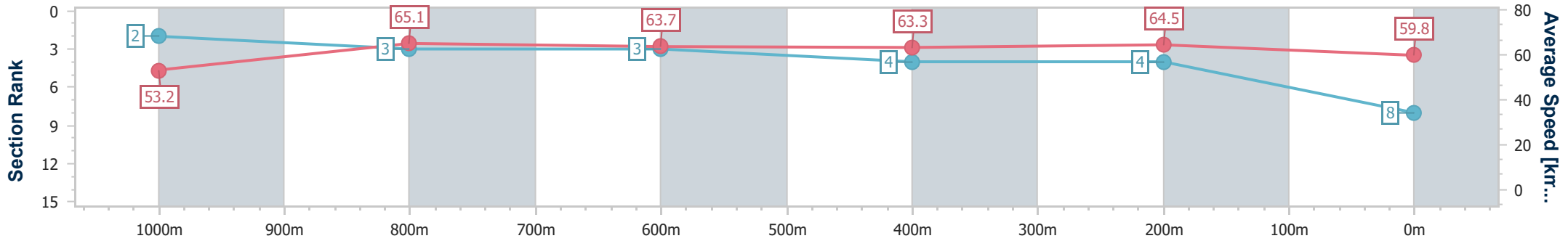
31 August 2024 - 14:13

Track Rating: Good 4, Weather: Fine, Rail Position: +5m Entire



BRISBANE  
RACING CLUB

Section	Overall	1000m	800m	600m	400m	200m
Section Times	1:10.31 [8] (0:13.51)	0:56.80 [2] (0:11.08)	0:45.72 [3] (0:11.23)	0:34.49 [3] (0:11.34)	0:23.15 [4] (0:11.11)	0:12.04 [4] (0:12.04)
Average Speed [km/h]	53.2	65.1	63.7	63.3	64.5	59.8
Top Speed [km/h]	66.5	66.5	64.5	64.6	65.8	63.4
Avg. Dist. to Rail [m]	1.5	0.6	0.8	0.7	0.9	2.4
Avg. Stride Freq. [Hz]	2.3	2.3	2.3	2.3	2.4	2.3
Avg. Stride Length [m]	6.3	7.7	7.6	7.5	7.5	7.2



- [ ] Ranking at each section and finish
- .-.- No data available at this section
- NA No data available



Horse/Jockey Name	Vetta Velocita
Final Rank	9
Fastest Section Time (Section)	0:10.91 (400m)
Top Speed [km/h] (Section)	69.4 (400m)
Race State	Finished

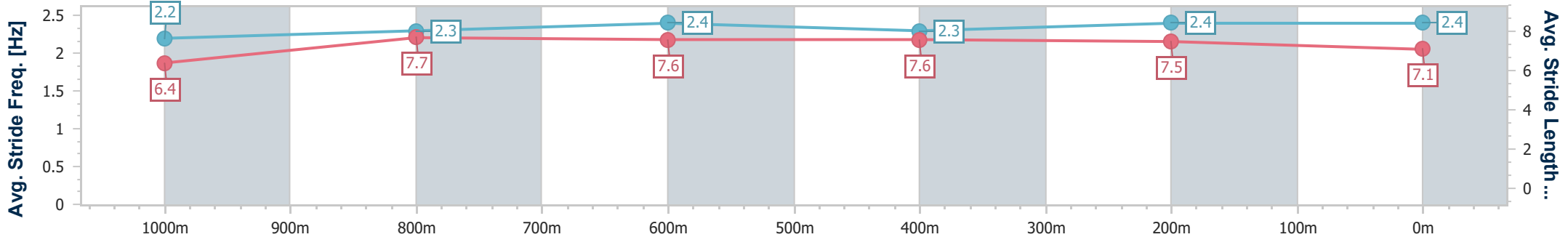
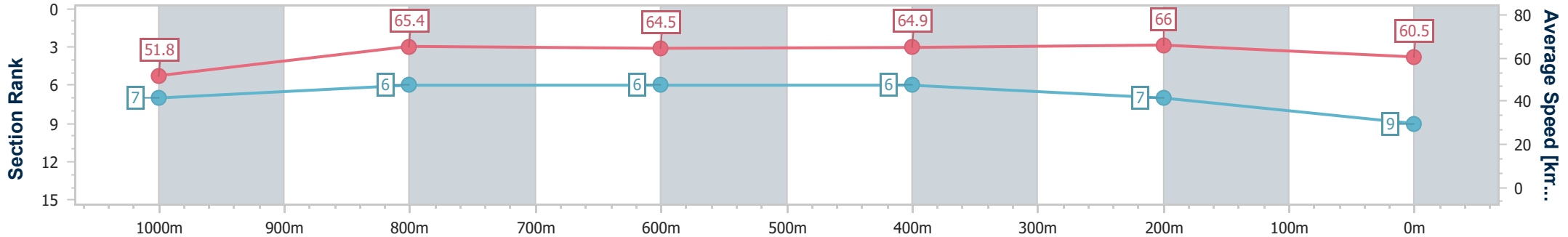


**Doomben QLD Professional**  
**Race 5: STAGE & SCREEN Colts, Geldings and Entires No Metro Wins Handicap - 1200m**  
 31 August 2024 - 14:13  
 Track Rating: Good 4, Weather: Fine, Rail Position: +5m Entire



BRISBANE  
RACING CLUB

Section	Overall	1000m	800m	600m	400m	200m
Section Times	1:10.31 [9] (0:13.89)	0:56.42 [7] (0:11.02)	0:45.40 [6] (0:11.29)	0:34.11 [6] (0:11.28)	0:22.83 [6] (0:10.91)	0:11.92 [7] (0:11.92)
Average Speed [km/h]	51.8	65.4	64.5	64.9	66.0	60.5
Top Speed [km/h]	67.2	67.4	65.7	66.8	69.4	65.1
Avg. Dist. to Rail [m]	4.8	0.9	2.1	2.7	1.4	4.8
Avg. Stride Freq. [Hz]	2.2	2.3	2.4	2.3	2.4	2.4
Avg. Stride Length [m]	6.4	7.7	7.6	7.6	7.5	7.1



- [ ] Ranking at each section and finish
- .-.- No data available at this section
- NA No data available



Horse/Jockey Name	Broken Hill
Final Rank	10
Fastest Section Time (Section)	0:10.92 (400m)
Top Speed [km/h] (Section)	66.9 (400m)
Race State	Finished



**Doomben QLD Professional**  
**Race 5: STAGE & SCREEN** Colts, Geldings and Entires No  
 Metro Wins Handicap - 1200m

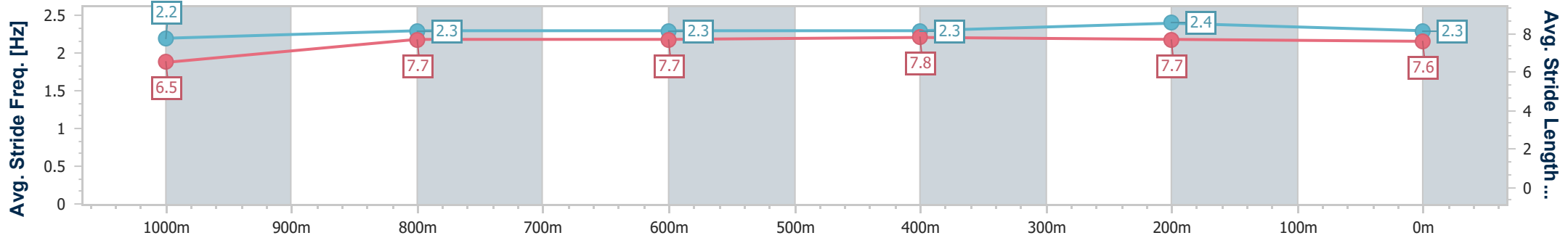
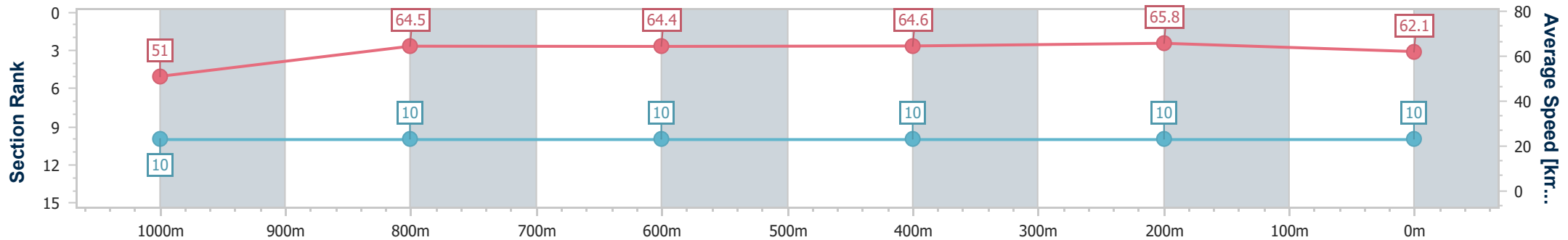
31 August 2024 - 14:13

Track Rating: Good 4, Weather: Fine, Rail Position: +5m Entire



BRISBANE  
RACING CLUB

Section	Overall	1000m	800m	600m	400m	200m
Section Times	1:10.39 [10] (0:14.15)	0:56.24 [10] (0:11.15)	0:45.09 [10] (0:11.28)	0:33.81 [10] (0:11.27)	0:22.54 [10] (0:10.92)	0:11.62 [10] (0:11.62)
Average Speed [km/h]	51.0	64.5	64.4	64.6	65.8	62.1
Top Speed [km/h]	64.7	65.2	65.6	65.9	66.9	64.9
Avg. Dist. to Rail [m]	5.9	0.7	2.0	1.9	1.4	5.2
Avg. Stride Freq. [Hz]	2.2	2.3	2.3	2.3	2.4	2.3
Avg. Stride Length [m]	6.5	7.7	7.7	7.8	7.7	7.6



- [ ] Ranking at each section and finish
- .-.- No data available at this section
- NA No data available



# Doomben QLD Professional

## Race 6: QUEENSLAND COUNTRY BANK BENCHMARK 85 Handicap - 1630m

31 August 2024 - 14:48



BRISBANE  
RACING CLUB

Track Rating: Good 4, Weather: Fine, Rail Position: +5m Entire

Section														
Field Times	Overall	1400m	1200m	1000m	800m	600m	400m	Last 600m						
	1:37.30 (0:15.31)	1:21.99 (0:10.89)	1:11.10 (0:11.41)	0:59.69 (0:11.54)	0:48.15 (0:11.99)	0:36.16 (0:11.87)	0:24.29 (0:11.93)	0:36.16						
Rank	TAB	Horse/Jockey	Barrier	Top Speed [km/h]	Fastest Section								Distance Travelled [m]	
1	5	VIMINELE Jake Bayliss	3	66.2 Overall	0:11.11 1400m	1:37.30 [1] (0:15.43)	1:21.87 [4] (0:11.11)	1:10.76 [5] (0:11.47)	0:59.29 [6] (0:11.75)	0:47.54 [7] (0:11.92)	0:35.62 [7] (0:11.86)	0:23.76 [6] (0:11.42)	0:35.62	
2	2	BUILT Bailey Wheeler	2	66.3 1400m	0:10.98 1400m	1:37.34 [2] (0:16.01)	1:21.33 [10] (0:10.98)	1:10.35 [10] (0:11.48)	0:58.87 [10] (0:11.73)	0:47.14 [9] (0:11.68)	0:35.46 [9] (0:11.77)	0:23.69 [8] (0:11.67)	0:35.46	+0
3	7	MENAZZI Cody Collis	11	67.1 1400m	0:10.93 1400m	1:37.41 [3] (0:15.77)	1:21.64 [7] (0:10.93)	1:10.71 [7] (0:11.04)	0:59.67 [3] (0:11.73)	0:47.94 [3] (0:11.86)	0:36.08 [3] (0:11.77)	0:24.31 [2] (0:11.84)	0:36.08	-1
4	3	COCOBREW EXPRESS Samantha Collett	10	67.9 1400m	0:10.95 1400m	1:37.57 [4] (0:15.53)	1:22.04 [5] (0:10.95)	1:11.09 [4] (0:11.13)	0:59.96 [1] (0:11.65)	0:48.31 [2] (0:11.89)	0:36.42 [2] (0:11.86)	0:24.56 [1] (0:11.95)	0:36.42	-2
5	6	THE RIGHT WAY Alisha Donald	1	66.9 1400m	0:10.99 1400m	1:37.63 [5] (0:15.42)	1:22.21 [3] (0:10.99)	1:11.22 [3] (0:11.48)	0:59.74 [5] (0:11.63)	0:48.11 [5] (0:11.92)	0:36.19 [4] (0:11.78)	0:24.41 [4] (0:11.89)	0:36.19	-10
6	4	LINTHORPE LAD Stacey Callow	5	67.6 1400m	0:10.76 1400m	1:37.81 [6] (0:15.79)	1:22.02 [8] (0:10.76)	1:11.26 [6] (0:11.57)	0:59.69 [7] (0:11.64)	0:48.05 [6] (0:11.92)	0:36.13 [6] (0:11.88)	0:24.25 [7] (0:11.80)	0:36.13	-3
7	9	MR FRENCH Taylor Marshall	9	68.4 1400m	0:10.88 1400m	1:38.36 [7] (0:15.84)	1:22.52 [9] (0:10.88)	1:11.64 [8] (0:11.51)	1:00.13 [8] (0:11.80)	0:48.33 [8] (0:11.85)	0:36.48 [8] (0:11.87)	0:24.61 [9] (0:11.80)	0:36.48	+1
8	8	ZUMA CALIFORNIA Tahlia Fenlon	6	67.6 1400m	0:11.04 1400m	1:38.73 [8] (0:15.31)	1:23.42 [1] (0:11.04)	1:12.38 [2] (0:11.45)	1:00.93 [4] (0:11.67)	0:49.26 [4] (0:12.04)	0:37.22 [5] (0:11.87)	0:25.35 [5] (0:12.03)	0:37.22	-1
9	10	GOLDEEL Angela Jones	8	65.5 1400m	0:11.25 1400m	1:39.23 [9] (0:15.58)	1:23.65 [6] (0:11.25)	1:12.40 [9] (0:11.57)	1:00.83 [9] (0:11.86)	0:48.97 [10] (0:11.83)	0:37.14 [10] (0:12.01)	0:25.13 [10] (0:11.95)	0:37.14	+6
10	1	WITHOUT REVENGE Emily Lang	4	68.8 Overall	0:10.82 1400m	1:39.33 [10] (0:15.38)	1:23.95 [2] (0:10.82)	1:13.13 [1] (0:11.42)	1:01.71 [2] (0:11.53)	0:50.18 [1] (0:11.99)	0:38.19 [1] (0:12.04)	0:26.15 [3] (0:12.20)	0:38.19	-6

Scratched: Super Chilled (#11)

[ ] Ranking at each section and finish  
 -:-:- No data available at this section  
 NA No data available

SCN Saddle cloth number  
 DNF Did not finish  
 DNT Did not track



# Doomben QLD Professional

## Race 6: QUEENSLAND COUNTRY BANK BENCHMARK 85 Handicap - 1630m

31 August 2024 - 14:48



BRISBANE  
RACING CLUB

Track Rating: Good 4, Weather: Fine, Rail Position: +5m Entire

Section				200m				Last 600m	
Field Times				0:12.36 (0:12.36)				0:36.16	
Rank	TAB Horse/Jockey	Barrier	Top Speed [km/h]	Fastest Section	Margin				Distance Travelled [m]
1	5 <b>VIMINELE</b> Jake Bayliss	3	66.2	0:11.11 Overall 1400m	0:12.34 [2] (0:12.34)	1:37.30		0:35.62	
2	2 <b>BULLT</b> Bailey Wheeler	2	66.3	0:10.98 1400m	0:12.02 [5] (0:12.02)	0.25L		0:35.46	+0
3	7 <b>MENAZZI</b> Cody Collis	11	67.1	0:10.93 1400m	0:12.47 [1] (0:12.47)	0.63L		0:36.08	-1
4	3 <b>COCOBREW EXPRESS</b> Samantha Collett	10	67.9	0:10.95 1400m	0:12.61 [2] (0:12.61)	1.57L		0:36.42	-2
5	6 <b>THE RIGHT WAY</b> Alisha Donald	1	66.9	0:10.99 1400m	0:12.52 [4] (0:12.52)	1.97L		0:36.19	-10
6	4 <b>LINTHORPE LAD</b> Stacey Callow	5	67.6	0:10.76 1400m	0:12.45 [6] (0:12.45)	2.98L		0:36.13	-3
7	9 <b>MR FRENCH</b> Taylor Marshall	9	68.4	0:10.88 1400m	0:12.81 [9] (0:12.81)	6.25L		0:36.48	+1
8	8 <b>ZUMA CALIFORNIA</b> Tahlia Fenlon	6	67.6	0:11.04 1400m	0:13.32 [8] (0:13.32)	8.44L		0:37.22	-1
9	10 <b>GOLDEEL</b> Angela Jones	8	65.5	0:11.25 1400m	0:13.18 [10] (0:13.18)	11.34L		0:37.14	+6
10	1 <b>WITHOUT REVENGE</b> Emily Lang	4	68.8	0:10.82 Overall 1400m	0:13.95 [7] (0:13.95)	11.96L		0:38.19	-6

Scratched: Super Chilled (#11)

Report Created: Sat 31 August 2024 15:07 GMT+1 (Note: Timing is based on position data)

Page 2/12

[ ] Ranking at each section and finish  
 -:-:- No data available at this section  
 NA No data available

SCN Saddle cloth number  
 DNF Did not finish  
 DNT Did not track

data processed by TRIPLESDATA



Horse/Jockey Name	Viminele
Final Rank	1
Fastest Section Time (Section)	0:11.11 (1400m)
Top Speed [km/h] (Section)	66.2 (Overall)
Race State	Finished

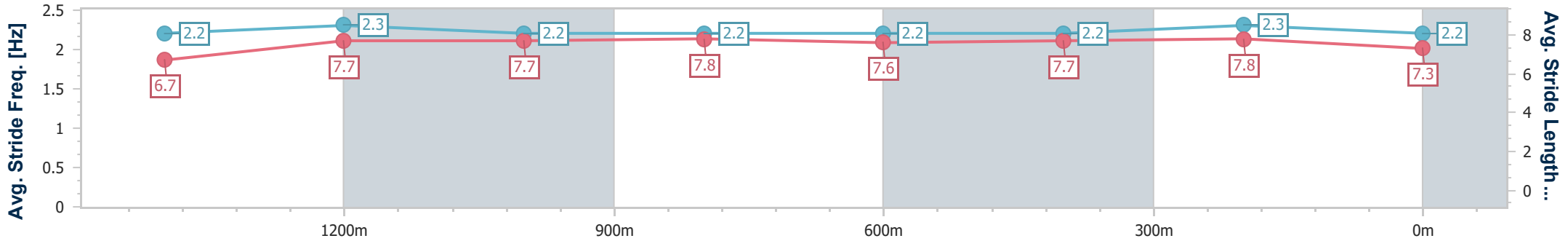
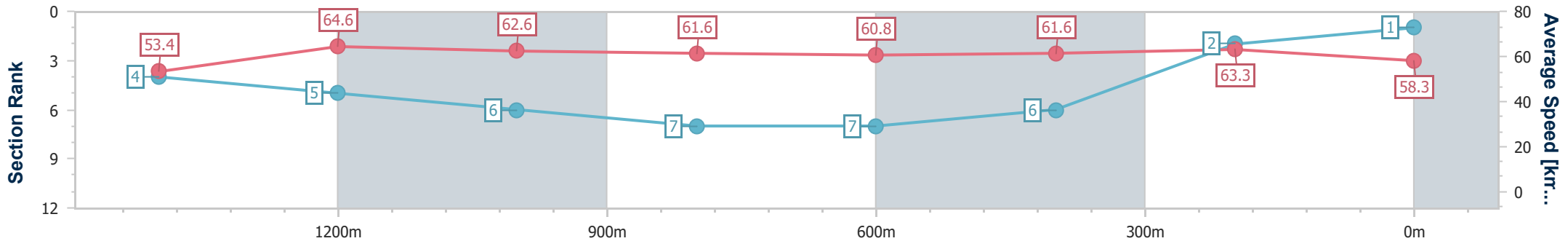


**Doomben QLD Professional**  
**Race 6: QUEENSLAND COUNTRY BANK BENCHMARK 85**  
**Handicap - 1630m**  
**31 August 2024 - 14:48**  
**Track Rating: Good 4, Weather: Fine, Rail Position: +5m Entire**



**BRISBANE**  
**RACING CLUB**

Section	Overall	1400m	1200m	1000m	800m	600m	400m	200m						
Section Times	1:37.30 [1] (0:15.43)	1:21.87 [4] (0:11.11)	1:10.76 [5] (0:11.47)	0:59.29 [6] (0:11.75)	0:47.54 [7] (0:11.92)	0:35.62 [7] (0:11.86)	0:23.76 [6] (0:11.42)	0:12.34 [2] (0:12.34)						
Average Speed [km/h]	53.4	64.6	62.6	61.6	60.8	61.6	63.3	58.3						
Top Speed [km/h]	66.2	65.7	63.9	62.5	61.8	62.7	65.8	60.8						
Avg. Dist. to Rail [m]	1.2	1.0	1.1	1.2	0.9	2.7	2.5	1.6						
Avg. Stride Freq. [Hz]	2.2	2.3	2.2	2.2	2.2	2.2	2.3	2.2						
Avg. Stride Length [m]	6.7	7.7	7.7	7.8	7.6	7.7	7.8	7.3						



- [ ] Ranking at each section and finish
- .-.- No data available at this section
- NA No data available



Horse/Jockey Name	Built
Final Rank	2
Fastest Section Time (Section)	0:10.98 (1400m)
Top Speed [km/h] (Section)	66.3 (1400m)
Race State	Finished

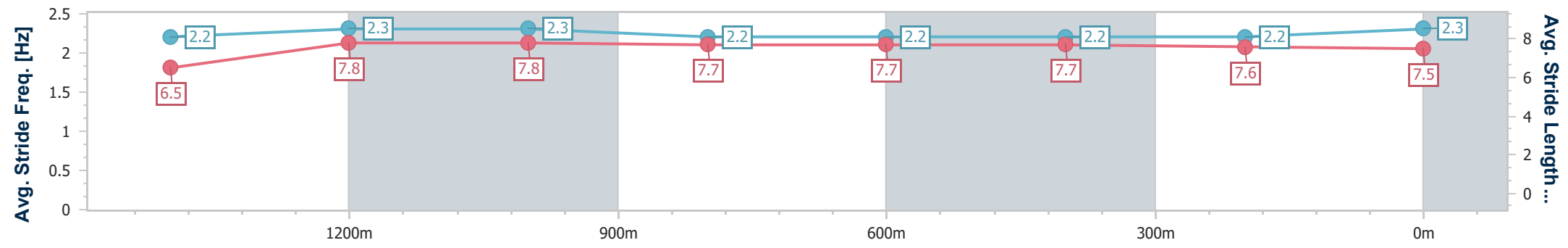
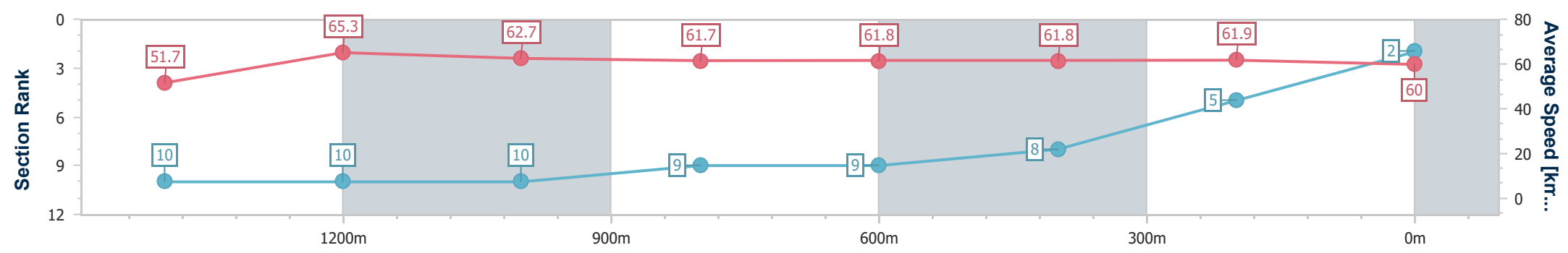


**Doomben QLD Professional**  
**Race 6: QUEENSLAND COUNTRY BANK BENCHMARK 85**  
**Handicap - 1630m**  
**31 August 2024 - 14:48**  
**Track Rating: Good 4, Weather: Fine, Rail Position: +5m Entire**



**BRISBANE**  
**RACING CLUB**

Section	Overall	1400m	1200m	1000m	800m	600m	400m	200m					
Section Times	1:37.34 [2] (0:16.01)	1:21.33 [10] (0:10.98)	1:10.35 [10] (0:11.48)	0:58.87 [10] (0:11.73)	0:47.14 [9] (0:11.68)	0:35.46 [9] (0:11.77)	0:23.69 [8] (0:11.67)	0:12.02 [5] (0:12.02)					
Average Speed [km/h]	51.7	65.3	62.7	61.7	61.8	61.8	61.9	60.0					
Top Speed [km/h]	64.9	66.3	64.6	62.5	63.3	63.4	63.4	61.9					
Avg. Dist. to Rail [m]	0.7	0.6	1.2	1.0	0.8	2.0	2.6	3.7					
Avg. Stride Freq. [Hz]	2.2	2.3	2.3	2.2	2.2	2.2	2.2	2.3					
Avg. Stride Length [m]	6.5	7.8	7.8	7.7	7.7	7.7	7.6	7.5					



- [ ] Ranking at each section and finish
- .-.- No data available at this section
- NA No data available



Horse/Jockey Name	Menazzi
Final Rank	3
Fastest Section Time (Section)	0:10.93 (1400m)
Top Speed [km/h] (Section)	67.1 (1400m)
Race State	Finished

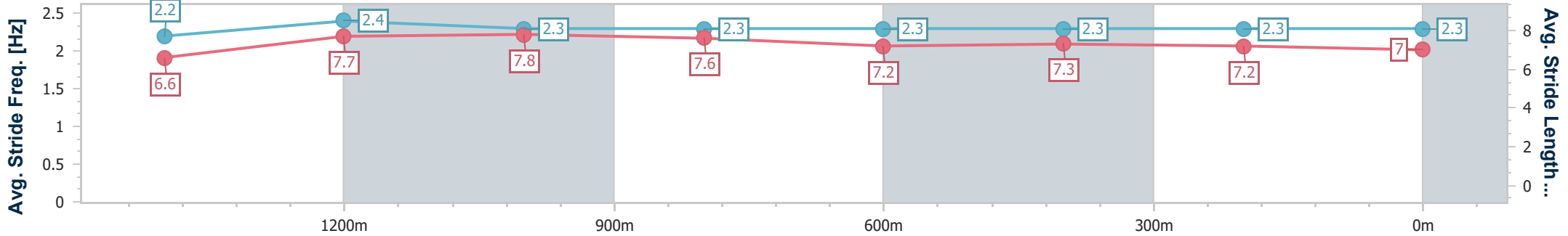
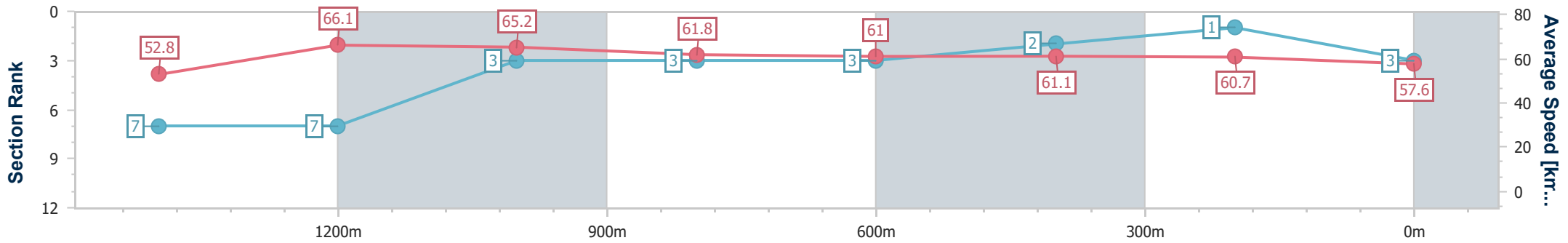


**Doomben QLD Professional**  
**Race 6: QUEENSLAND COUNTRY BANK BENCHMARK 85**  
**Handicap - 1630m**  
**31 August 2024 - 14:48**  
**Track Rating: Good 4, Weather: Fine, Rail Position: +5m Entire**



**BRISBANE**  
**RACING CLUB**

Section	Overall	1400m	1200m	1000m	800m	600m	400m	200m
Section Times	1:37.41 [3] (0:15.77)	1:21.64 [7] (0:10.93)	1:10.71 [7] (0:11.04)	0:59.67 [3] (0:11.73)	0:47.94 [3] (0:11.86)	0:36.08 [3] (0:11.77)	0:24.31 [2] (0:11.84)	0:12.47 [1] (0:12.47)
Average Speed [km/h]	52.8	66.1	65.2	61.8	61.0	61.1	60.7	57.6
Top Speed [km/h]	65.1	67.1	66.6	64.5	61.7	62.4	62.1	59.9
Avg. Dist. to Rail [m]	4.7	1.0	2.7	2.4	1.1	0.6	0.7	0.9
Avg. Stride Freq. [Hz]	2.2	2.4	2.3	2.3	2.3	2.3	2.3	2.3
Avg. Stride Length [m]	6.6	7.7	7.8	7.6	7.2	7.3	7.2	7.0



- [ ] Ranking at each section and finish
- .-.- No data available at this section
- NA No data available





Horse/Jockey Name	Cocobrew Express
Final Rank	4
Fastest Section Time (Section)	0:10.95 (1400m)
Top Speed [km/h] (Section)	67.9 (1400m)
Race State	Finished

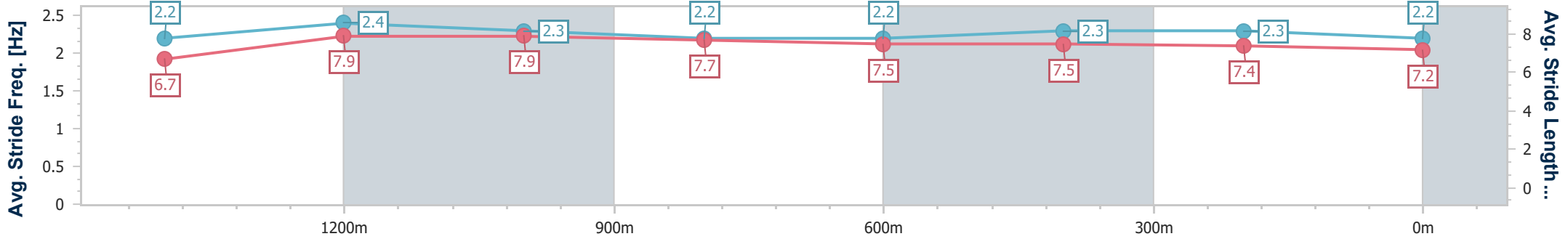
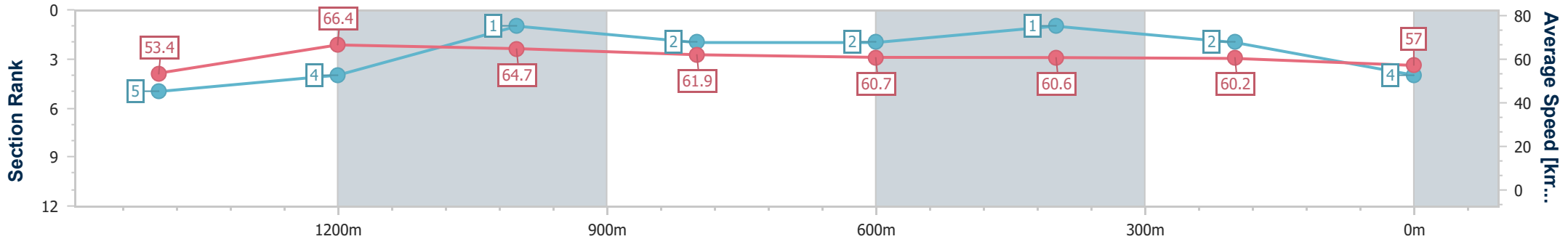


**Doomben QLD Professional**  
**Race 6: QUEENSLAND COUNTRY BANK BENCHMARK 85**  
**Handicap - 1630m**  
**31 August 2024 - 14:48**  
**Track Rating: Good 4, Weather: Fine, Rail Position: +5m Entire**



**BRISBANE**  
**RACING CLUB**

Section	Overall	1400m	1200m	1000m	800m	600m	400m	200m						
Section Times	1:37.57 [4] (0:15.53)	1:22.04 [5] (0:10.95)	1:11.09 [4] (0:11.13)	0:59.96 [1] (0:11.65)	0:48.31 [2] (0:11.89)	0:36.42 [2] (0:11.86)	0:24.56 [1] (0:11.95)	0:12.61 [2] (0:12.61)						
Average Speed [km/h]	53.4	66.4	64.7	61.9	60.7	60.6	60.2	57.0						
Top Speed [km/h]	67.2	67.9	66.5	63.1	61.1	61.3	61.2	59.3						
Avg. Dist. to Rail [m]	4.6	1.5	0.8	0.2	0.2	0.2	0.3	0.6						
Avg. Stride Freq. [Hz]	2.2	2.4	2.3	2.2	2.2	2.3	2.3	2.2						
Avg. Stride Length [m]	6.7	7.9	7.9	7.7	7.5	7.5	7.4	7.2						



- [ ] Ranking at each section and finish
- .-.- No data available at this section
- NA No data available



Horse/Jockey Name	The Right Way
Final Rank	5
Fastest Section Time (Section)	0:10.99 (1400m)
Top Speed [km/h] (Section)	66.9 (1400m)
Race State	Finished

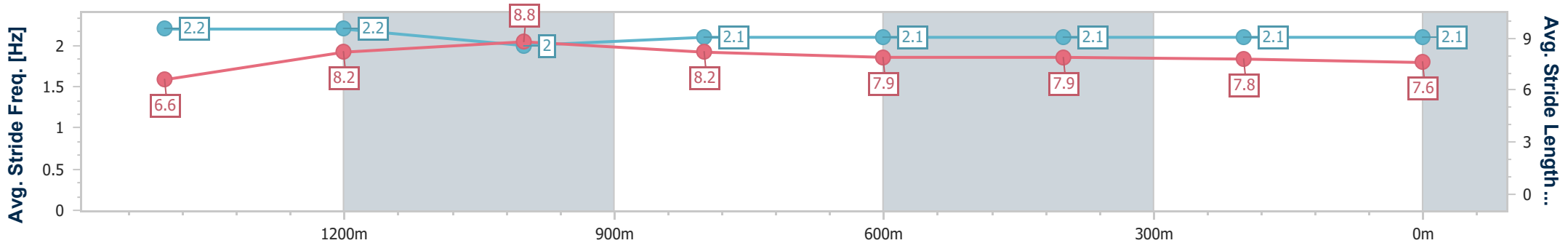
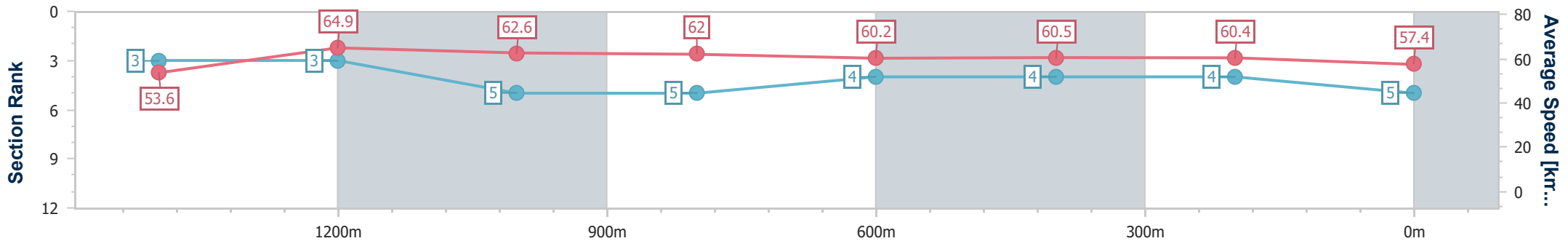


**Doomben QLD Professional**  
**Race 6: QUEENSLAND COUNTRY BANK BENCHMARK 85**  
**Handicap - 1630m**  
**31 August 2024 - 14:48**  
**Track Rating: Good 4, Weather: Fine, Rail Position: +5m Entire**



**BRISBANE**  
**RACING CLUB**

Section	Overall	1400m	1200m	1000m	800m	600m	400m	200m
Section Times	1:37.63 [5] (0:15.42)	1:22.21 [3] (0:10.99)	1:11.22 [3] (0:11.48)	0:59.74 [5] (0:11.63)	0:48.11 [5] (0:11.92)	0:36.19 [4] (0:11.78)	0:24.41 [4] (0:11.89)	0:12.52 [4] (0:12.52)
Average Speed [km/h]	53.6	64.9	62.6	62.0	60.2	60.5	60.4	57.4
Top Speed [km/h]	65.8	66.9	63.2	63.0	62.2	61.2	62.8	60.0
Avg. Dist. to Rail [m]	2.0	1.5	0.3	0.2	0.4	1.9	1.9	0.9
Avg. Stride Freq. [Hz]	2.2	2.2	2.0	2.1	2.1	2.1	2.1	2.1
Avg. Stride Length [m]	6.6	8.2	8.8	8.2	7.9	7.9	7.8	7.6



- [ ] Ranking at each section and finish
- .-.- No data available at this section
- NA No data available



Horse/Jockey Name	Linthorpe Lad
Final Rank	6
Fastest Section Time (Section)	0:10.76 (1400m)
Top Speed [km/h] (Section)	67.6 (1400m)
Race State	Finished

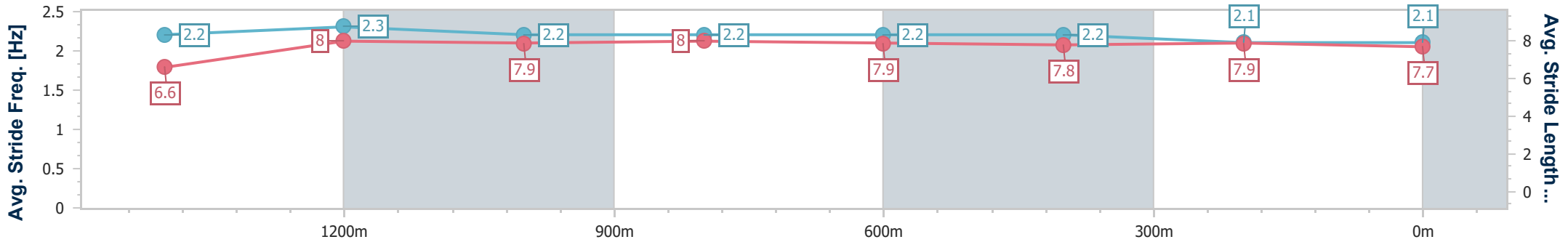
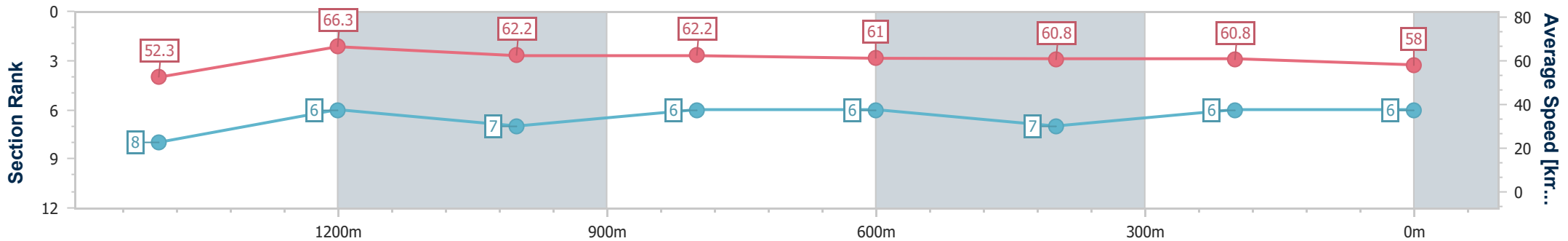


**Doomben QLD Professional**  
**Race 6: QUEENSLAND COUNTRY BANK BENCHMARK 85**  
**Handicap - 1630m**  
**31 August 2024 - 14:48**  
**Track Rating: Good 4, Weather: Fine, Rail Position: +5m Entire**



**BRISBANE**  
**RACING CLUB**

Section	Overall	1400m	1200m	1000m	800m	600m	400m	200m
Section Times	1:37.81 [6] (0:15.79)	1:22.02 [8] (0:10.76)	1:11.26 [6] (0:11.57)	0:59.69 [7] (0:11.64)	0:48.05 [6] (0:11.92)	0:36.13 [6] (0:11.88)	0:24.25 [7] (0:11.80)	0:12.45 [6] (0:12.45)
Average Speed [km/h]	52.3	66.3	62.2	62.2	61.0	60.8	60.8	58.0
Top Speed [km/h]	65.7	67.6	63.4	62.9	62.3	62.3	61.6	59.8
Avg. Dist. to Rail [m]	1.5	1.4	1.5	1.5	1.6	1.3	1.4	1.2
Avg. Stride Freq. [Hz]	2.2	2.3	2.2	2.2	2.2	2.2	2.1	2.1
Avg. Stride Length [m]	6.6	8.0	7.9	8.0	7.9	7.8	7.9	7.7



- [ ] Ranking at each section and finish
- .-.- No data available at this section
- NA No data available



Horse/Jockey Name	Mr French
Final Rank	7
Fastest Section Time (Section)	0:10.88 (1400m)
Top Speed [km/h] (Section)	68.4 (1400m)
Race State	Finished

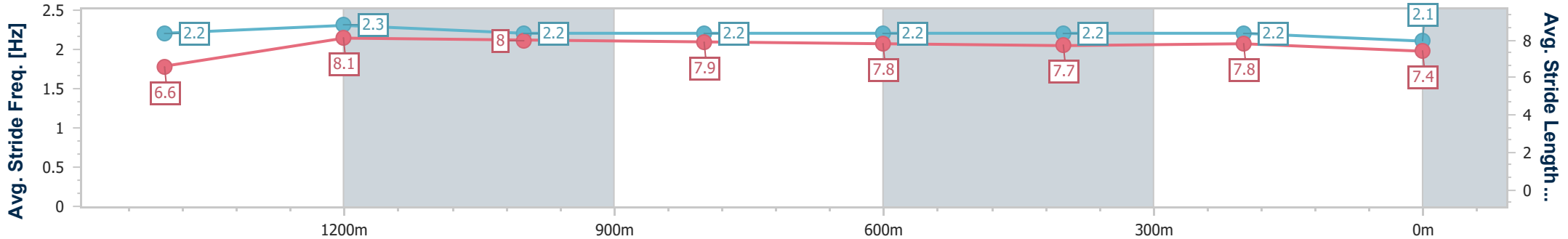
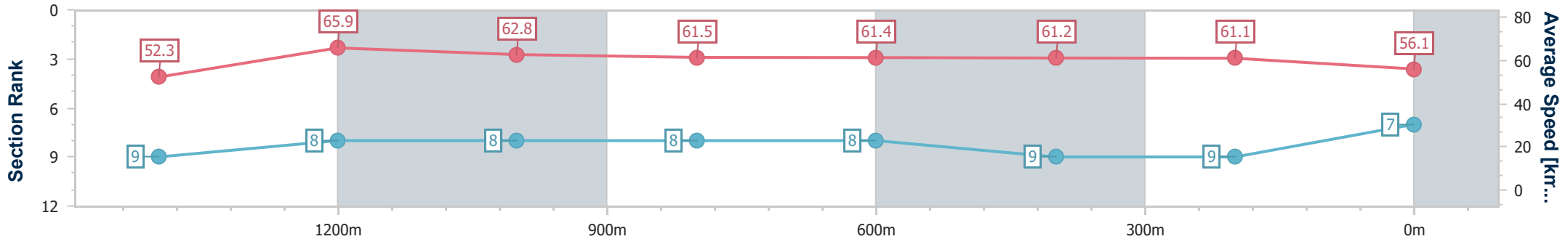


**Doomben QLD Professional**  
**Race 6: QUEENSLAND COUNTRY BANK BENCHMARK 85**  
**Handicap - 1630m**  
**31 August 2024 - 14:48**  
**Track Rating: Good 4, Weather: Fine, Rail Position: +5m Entire**



**BRISBANE**  
**RACING CLUB**

Section	Overall	1400m	1200m	1000m	800m	600m	400m	200m
Section Times	1:38.36 [7] (0:15.84)	1:22.52 [9] (0:10.88)	1:11.64 [8] (0:11.51)	1:00.13 [8] (0:11.80)	0:48.33 [8] (0:11.85)	0:36.48 [8] (0:11.87)	0:24.61 [9] (0:11.80)	0:12.81 [9] (0:12.81)
Average Speed [km/h]	52.3	65.9	62.8	61.5	61.4	61.2	61.1	56.1
Top Speed [km/h]	66.7	68.4	63.3	62.7	62.4	62.2	62.2	58.6
Avg. Dist. to Rail [m]	2.8	1.2	3.2	2.8	2.0	1.7	2.3	4.4
Avg. Stride Freq. [Hz]	2.2	2.3	2.2	2.2	2.2	2.2	2.2	2.1
Avg. Stride Length [m]	6.6	8.1	8.0	7.9	7.8	7.7	7.8	7.4



- [ ] Ranking at each section and finish
- .-.- No data available at this section
- NA No data available



Horse/Jockey Name	Zuma California
Final Rank	8
Fastest Section Time (Section)	0:11.04 (1400m)
Top Speed [km/h] (Section)	67.6 (1400m)
Race State	Finished



**Doomben QLD Professional**  
**Race 6: QUEENSLAND COUNTRY BANK BENCHMARK 85**  
 Handicap - 1630m

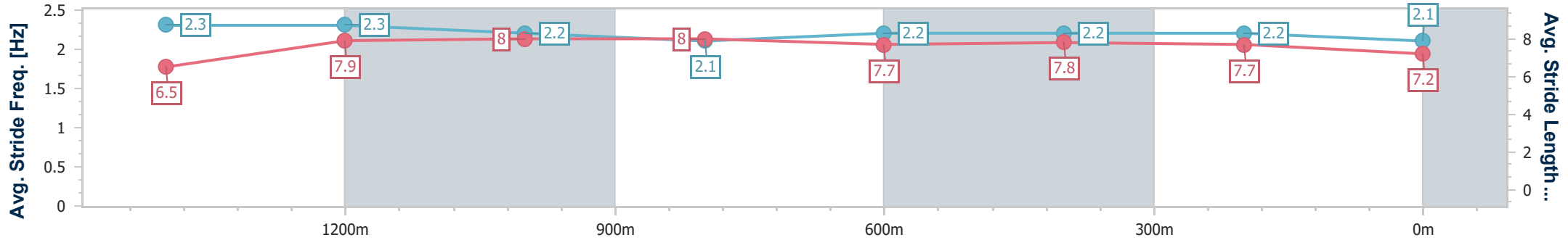
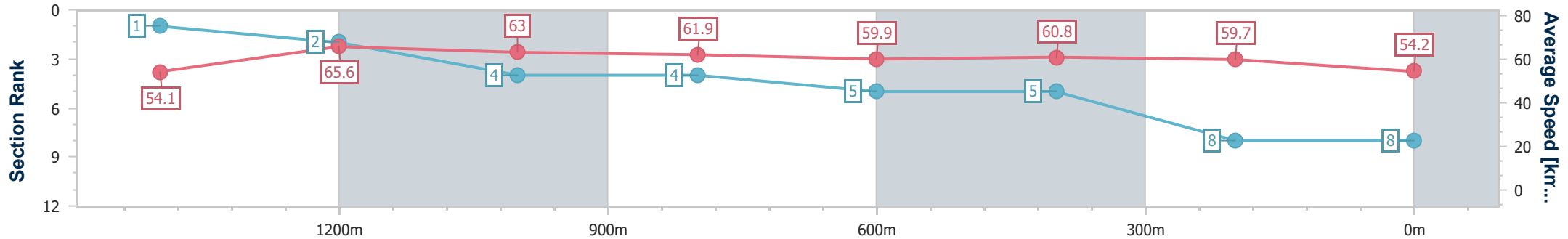
31 August 2024 - 14:48

Track Rating: Good 4, Weather: Fine, Rail Position: +5m Entire



BRISBANE  
RACING CLUB

Section	Overall	1400m	1200m	1000m	800m	600m	400m	200m
Section Times	1:38.73 [8] (0:15.31)	1:23.42 [1] (0:11.04)	1:12.38 [2] (0:11.45)	1:00.93 [4] (0:11.67)	0:49.26 [4] (0:12.04)	0:37.22 [5] (0:11.87)	0:25.35 [5] (0:12.03)	0:13.32 [8] (0:13.32)
Average Speed [km/h]	54.1	65.6	63.0	61.9	59.9	60.8	59.7	54.2
Top Speed [km/h]	67.3	67.6	63.9	62.9	61.8	61.6	60.8	58.5
Avg. Dist. to Rail [m]	2.1	1.1	1.0	1.0	0.8	0.3	1.3	3.3
Avg. Stride Freq. [Hz]	2.3	2.3	2.2	2.1	2.2	2.2	2.2	2.1
Avg. Stride Length [m]	6.5	7.9	8.0	8.0	7.7	7.8	7.7	7.2



- [ ] Ranking at each section and finish
- .-.- No data available at this section
- NA No data available



Horse/Jockey Name	Goldeel
Final Rank	9
Fastest Section Time (Section)	0:11.25 (1400m)
Top Speed [km/h] (Section)	65.5 (1400m)
Race State	Finished

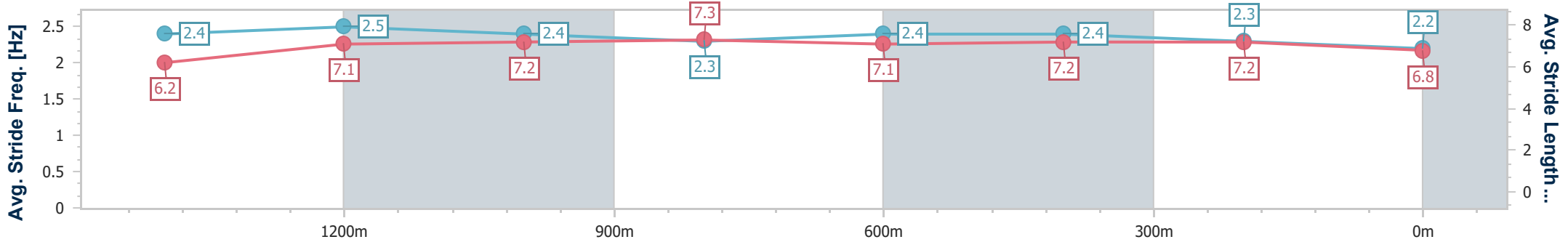
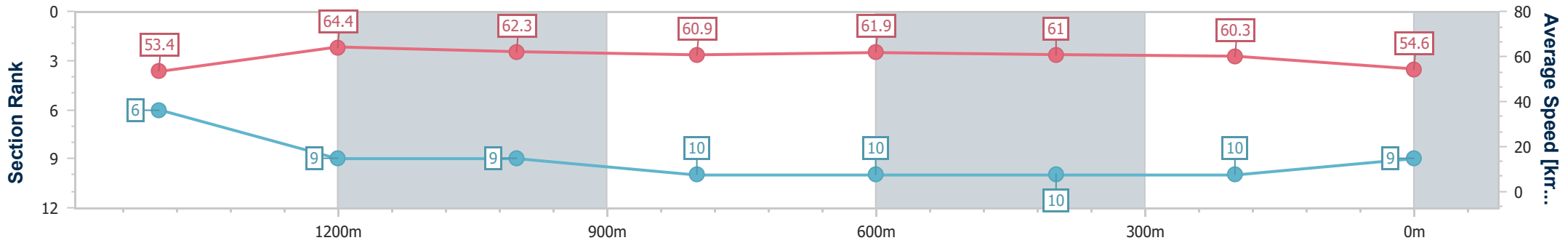


**Doomben QLD Professional**  
**Race 6: QUEENSLAND COUNTRY BANK BENCHMARK 85**  
**Handicap - 1630m**  
**31 August 2024 - 14:48**  
**Track Rating: Good 4, Weather: Fine, Rail Position: +5m Entire**



**BRISBANE**  
**RACING CLUB**

Section	Overall	1400m	1200m	1000m	800m	600m	400m	200m
Section Times	1:39.23 [9] (0:15.58)	1:23.65 [6] (0:11.25)	1:12.40 [9] (0:11.57)	1:00.83 [9] (0:11.86)	0:48.97 [10] (0:11.83)	0:37.14 [10] (0:12.01)	0:25.13 [10] (0:11.95)	0:13.18 [10] (0:13.18)
Average Speed [km/h]	53.4	64.4	62.3	60.9	61.9	61.0	60.3	54.6
Top Speed [km/h]	65.4	65.5	64.4	61.8	63.9	61.8	61.5	58.7
Avg. Dist. to Rail [m]	2.5	0.9	1.9	1.9	3.3	3.9	1.6	2.3
Avg. Stride Freq. [Hz]	2.4	2.5	2.4	2.3	2.4	2.4	2.3	2.2
Avg. Stride Length [m]	6.2	7.1	7.2	7.3	7.1	7.2	7.2	6.8



- [ ] Ranking at each section and finish
- .-.- No data available at this section
- NA No data available



Horse/Jockey Name	Without Revange
Final Rank	10
Fastest Section Time (Section)	0:10.82 (1400m)
Top Speed [km/h] (Section)	68.8 (Overall)
Race State	Finished



**Doomben QLD Professional**  
**Race 6: QUEENSLAND COUNTRY BANK BENCHMARK 85**  
 Handicap - 1630m

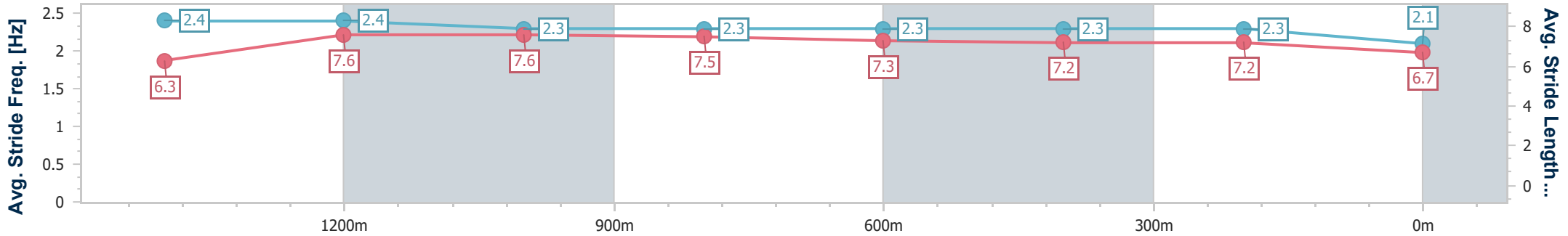
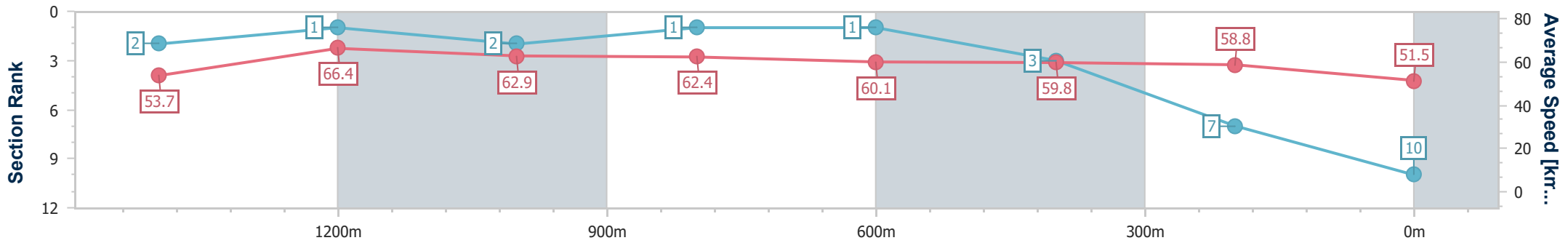
31 August 2024 - 14:48

Track Rating: Good 4, Weather: Fine, Rail Position: +5m Entire



BRISBANE  
RACING CLUB

Section	Overall	1400m	1200m	1000m	800m	600m	400m	200m
Section Times	1:39.33 [10] (0:15.38)	1:23.95 [2] (0:10.82)	1:13.13 [1] (0:11.42)	1:01.71 [2] (0:11.53)	0:50.18 [1] (0:11.99)	0:38.19 [1] (0:12.04)	0:26.15 [3] (0:12.20)	0:13.95 [7] (0:13.95)
Average Speed [km/h]	53.7	66.4	62.9	62.4	60.1	59.8	58.8	51.5
Top Speed [km/h]	68.8	68.0	63.8	64.2	60.6	61.2	59.9	57.0
Avg. Dist. to Rail [m]	1.1	0.8	0.3	0.2	0.4	0.5	2.4	2.0
Avg. Stride Freq. [Hz]	2.4	2.4	2.3	2.3	2.3	2.3	2.3	2.1
Avg. Stride Length [m]	6.3	7.6	7.6	7.5	7.3	7.2	7.2	6.7



- [ ] Ranking at each section and finish
- .-.- No data available at this section
- NA No data available



**Doomben QLD Professional**  
**Race 7: QUEENSLAND CRICKET FOUNDATION BENCHMARK 70**  
**Handicap - 1050m**  
**31 August 2024 - 15:23**



BRISBANE  
RACING CLUB

Track Rating: Soft 5, Weather: Fine, Rail Position: +5m Entire

Section		Overall	1000m	800m	600m	400m	200m	Last 600m					
Field Times		1:00.11 (0:04.68)	0:55.43 (0:10.58)	0:44.85 (0:10.55)	0:34.30 (0:10.99)	0:23.31 (0:11.15)	0:12.16 (0:12.16)	0:34.30					
Rank	TAB Horse/Jockey	Barrier	Top Speed [km/h]	Fastest Section	Margin							Distance Travelled [m]	
1	15 MIDORI BEAUTY Andrew Mallyon	14	69.9 800m	0:05.27 Overall	1:00.11 [1] (0:05.27)	0:54.84 [10] (0:10.92)	0:43.92 [10] (0:10.53)	0:33.39 [10] (0:10.88)	0:22.51 [7] (0:10.77)	0:11.74 [4] (0:11.74)	1:00.11	0:33.39	
2	9 MARKWELL DREAMER Robbie Dolan	5	70.3 800m	0:05.09 Overall	1:00.22 [2] (0:05.09)	0:55.13 [9] (0:11.03)	0:44.10 [9] (0:10.51)	0:33.59 [8] (0:11.18)	0:22.41 [10] (0:10.80)	0:11.61 [8] (0:11.61)	0.63L	0:33.59	-6
3	14 SHE'S A ROGUE Tahlia Fenlon	2	70.4 1000m	0:04.82 Overall	1:00.35 [3] (0:04.82)	0:55.53 [3] (0:10.55)	0:44.98 [2] (0:10.66)	0:34.32 [2] (0:11.06)	0:23.26 [2] (0:11.09)	0:12.17 [2] (0:12.17)	1.42L	0:34.32	-4
4	16 FIND YOUR OWN Damien Thornton	11	71.3 1000m	0:04.68 Overall	1:00.39 [4] (0:04.68)	0:55.71 [2] (0:10.58)	0:45.13 [1] (0:10.55)	0:34.58 [1] (0:10.99)	0:23.59 [1] (0:11.15)	0:12.44 [1] (0:12.44)	1.65L	0:34.58	-3
5	10 PARTY SPIRIT Noel Callow	7	69.9 1000m	0:05.01 Overall	1:00.40 [5] (0:05.01)	0:55.39 [7] (0:10.88)	0:44.51 [8] (0:10.77)	0:33.74 [9] (0:11.01)	0:22.73 [9] (0:10.89)	0:11.84 [5] (0:11.84)	1.71L	0:33.74	+3
6	5 SHOT OF WHISKEY Boris Thornton	6	70.3 1000m	0:04.89 Overall	1:00.56 [6] (0:04.89)	0:55.67 [6] (0:10.89)	0:44.78 [6] (0:10.68)	0:34.10 [7] (0:11.15)	0:22.95 [8] (0:10.96)	0:11.99 [6] (0:11.99)	2.66L	0:34.10	-1
7	11 RUSTIC BOOM Bailey Wheeler	9	69.9 1000m	0:04.68 Overall	1:00.97 [7] (0:04.68)	0:56.29 [1] (0:10.73)	0:45.56 [3] (0:10.64)	0:34.92 [3] (0:11.20)	0:23.72 [3] (0:11.10)	0:12.62 [3] (0:12.62)	5.05L	0:34.92	+0
8	6 THE LUCKY ALIEN James Orman	18	70.4 800m	0:04.84 Overall	1:01.03 [8] (0:04.84)	0:56.19 [4] (0:10.78)	0:45.41 [5] (0:10.63)	0:34.78 [4] (0:11.20)	0:23.58 [4] (0:11.15)	0:12.43 [7] (0:12.43)	5.39L	0:34.78	+3
9	2 BEAU WITNESS Stacey Callow	13	71.1 800m	0:05.05 Overall	1:01.74 [9] (0:05.05)	0:56.69 [8] (0:10.73)	0:45.96 [7] (0:10.64)	0:35.32 [6] (0:11.09)	0:24.23 [5] (0:11.26)	0:12.97 [9] (0:12.97)	9.59L	0:35.32	+7
10	4 PHANTOM SPIRIT Justin Huxtable	1	70.1 800m	0:04.85 Overall	1:02.16 [10] (0:04.85)	0:57.31 [5] (0:10.76)	0:46.55 [4] (0:10.67)	0:35.88 [5] (0:11.24)	0:24.64 [6] (0:11.42)	0:13.22 [10] (0:13.22)	12.05L	0:35.88	+0

Scratched: I Am Voodoo (#3), Remlaps Angel (#17), Platinum Lies (#18), Antonito (#19), Devastating (#1), Glorious Ruby (#8), Simbu (#7), Enterprise Lucia (#12), Global Empire (#13)

[ ] Ranking at each section and finish  
 -:-:- No data available at this section  
 NA No data available  
 SCN Saddle cloth number  
 DNF Did not finish  
 DNT Did not track





Horse/Jockey Name	Midori Beauty
Final Rank	1
Fastest Section Time (Section)	0:05.27 (Overall)
Top Speed [km/h] (Section)	69.9 (800m)
Race State	Finished

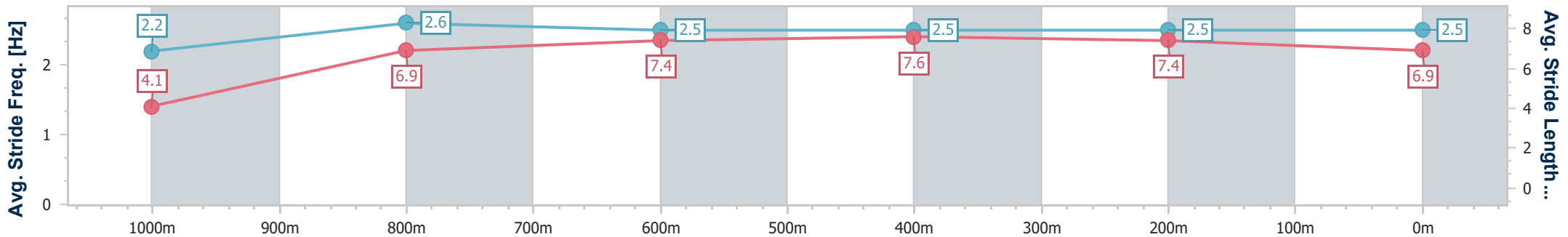
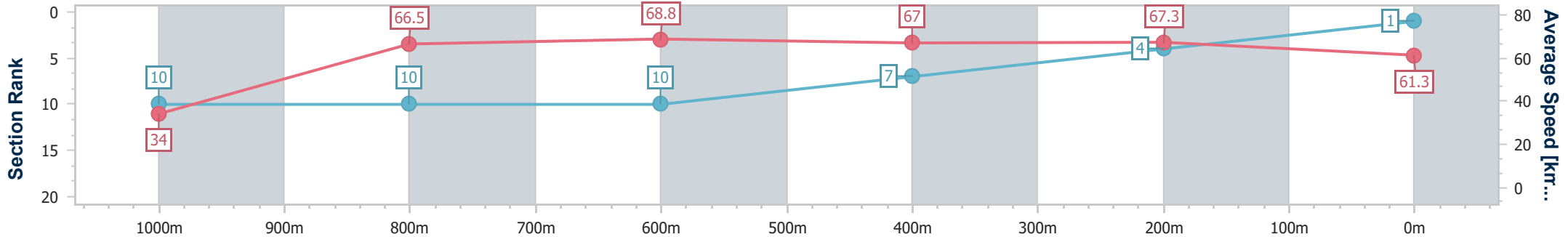


**Doomben QLD Professional**  
**Race 7: QUEENSLAND CRICKET FOUNDATION BENCHMARK**  
**70 Handicap - 1050m**  
**31 August 2024 - 15:23**  
**Track Rating: Soft 5, Weather: Fine, Rail Position: +5m Entire**



**BRISBANE**  
**RACING CLUB**

Section	Overall	1000m	800m	600m	400m	200m
Section Times	1:00.11 [1] (0:05.27)	0:54.84 [10] (0:10.92)	0:43.92 [10] (0:10.53)	0:33.39 [10] (0:10.88)	0:22.51 [7] (0:10.77)	0:11.74 [4] (0:11.74)
Average Speed [km/h]	34.0	66.5	68.8	67.0	67.3	61.3
Top Speed [km/h]	55.9	69.7	69.9	69.3	68.2	66.3
Avg. Dist. to Rail [m]	7.8	2.4	1.9	2.1	2.5	2.0
Avg. Stride Freq. [Hz]	2.2	2.6	2.5	2.5	2.5	2.5
Avg. Stride Length [m]	4.1	6.9	7.4	7.6	7.4	6.9



- [ ] Ranking at each section and finish
- .-.- No data available at this section
- NA No data available



Horse/Jockey Name	Markwell Dreamer
Final Rank	2
Fastest Section Time (Section)	0:05.09 (Overall)
Top Speed [km/h] (Section)	70.3 (800m)
Race State	Finished

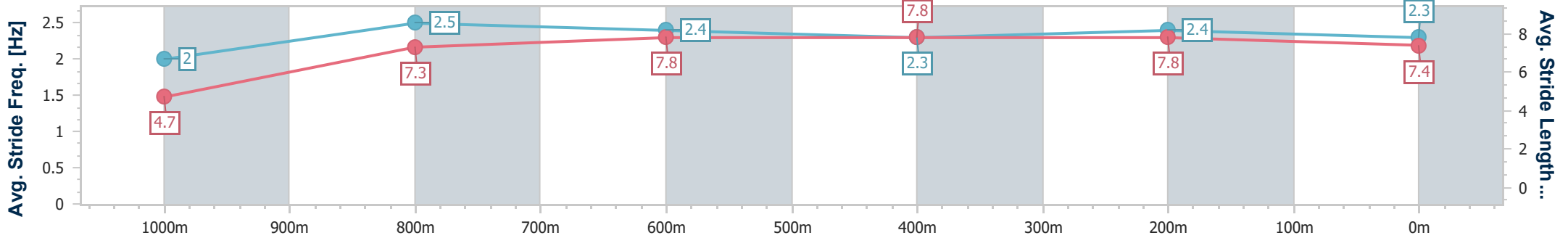
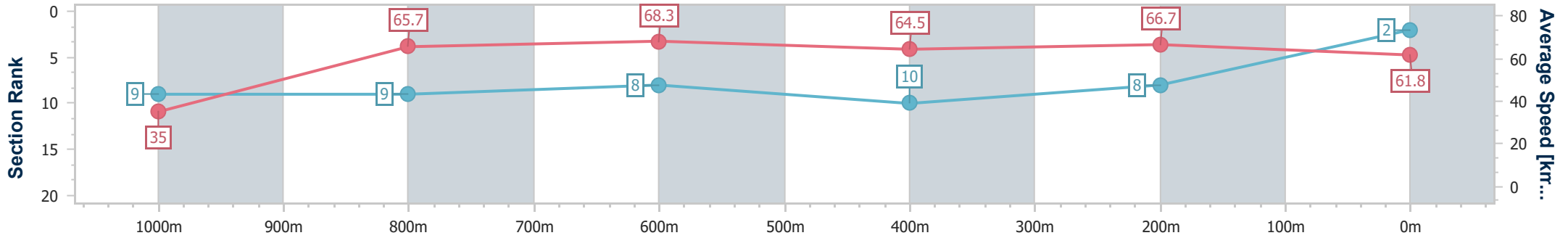


**Doomben QLD Professional**  
**Race 7: QUEENSLAND CRICKET FOUNDATION BENCHMARK**  
**70 Handicap - 1050m**  
**31 August 2024 - 15:23**  
**Track Rating: Soft 5, Weather: Fine, Rail Position: +5m Entire**



**BRISBANE**  
**RACING CLUB**

Section	Overall	1000m	800m	600m	400m	200m
Section Times	1:00.22 [2] (0:05.09)	0:55.13 [9] (0:11.03)	0:44.10 [9] (0:10.51)	0:33.59 [8] (0:11.18)	0:22.41 [10] (0:10.80)	0:11.61 [8] (0:11.61)
Average Speed [km/h]	35.0	65.7	68.3	64.5	66.7	61.8
Top Speed [km/h]	57.9	69.1	70.3	67.2	67.9	66.8
Avg. Dist. to Rail [m]	2.9	1.2	0.4	0.6	0.7	0.7
Avg. Stride Freq. [Hz]	2.0	2.5	2.4	2.3	2.4	2.3
Avg. Stride Length [m]	4.7	7.3	7.8	7.8	7.8	7.4



- [ ] Ranking at each section and finish
- .-.- No data available at this section
- NA No data available



Horse/Jockey Name	She's A Rogue
Final Rank	3
Fastest Section Time (Section)	0:04.82 (Overall)
Top Speed [km/h] (Section)	70.4 (1000m)
Race State	Finished

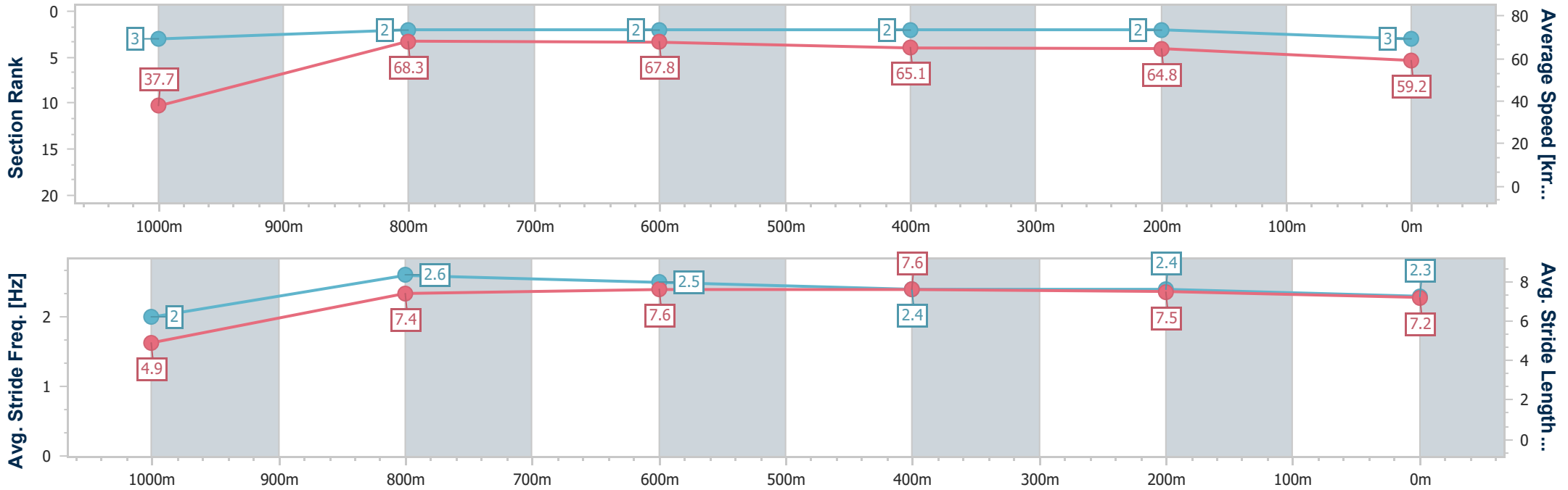


**Doomben QLD Professional**  
**Race 7: QUEENSLAND CRICKET FOUNDATION BENCHMARK**  
**70 Handicap - 1050m**  
**31 August 2024 - 15:23**  
**Track Rating: Soft 5, Weather: Fine, Rail Position: +5m Entire**



**BRISBANE**  
**RACING CLUB**

Section	Overall	1000m	800m	600m	400m	200m
Section Times	1:00.35 [3] (0:04.82)	0:55.53 [3] (0:10.55)	0:44.98 [2] (0:10.66)	0:34.32 [2] (0:11.06)	0:23.26 [2] (0:11.09)	0:12.17 [2] (0:12.17)
Average Speed [km/h]	37.7	68.3	67.8	65.1	64.8	59.2
Top Speed [km/h]	58.6	70.4	70.2	67.9	65.7	62.7
Avg. Dist. to Rail [m]	1.6	0.8	0.7	0.9	0.6	1.7
Avg. Stride Freq. [Hz]	2.0	2.6	2.5	2.4	2.4	2.3
Avg. Stride Length [m]	4.9	7.4	7.6	7.6	7.5	7.2



- [ ] Ranking at each section and finish
- .-.- No data available at this section
- NA No data available



Horse/Jockey Name	Find Your Own
Final Rank	4
Fastest Section Time (Section)	0:04.68 (Overall)
Top Speed [km/h] (Section)	71.3 (1000m)
Race State	Finished

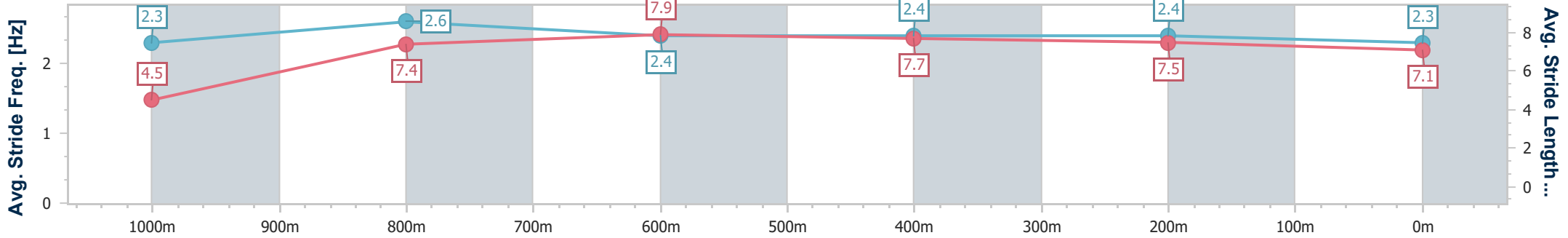
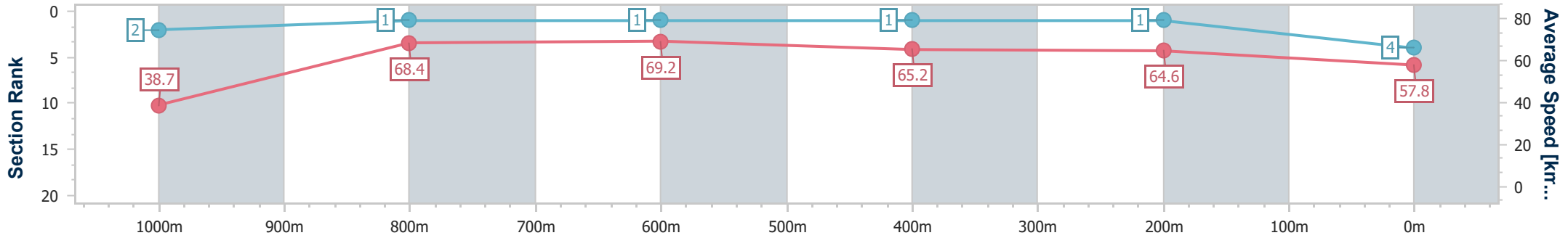


**Doomben QLD Professional**  
**Race 7: QUEENSLAND CRICKET FOUNDATION BENCHMARK**  
**70 Handicap - 1050m**  
**31 August 2024 - 15:23**  
**Track Rating: Soft 5, Weather: Fine, Rail Position: +5m Entire**



**BRISBANE**  
**RACING CLUB**

Section	Overall	1000m	800m	600m	400m	200m
Section Times	1:00.39 [4] (0:04.68)	0:55.71 [2] (0:10.58)	0:45.13 [1] (0:10.55)	0:34.58 [1] (0:10.99)	0:23.59 [1] (0:11.15)	0:12.44 [1] (0:12.44)
Average Speed [km/h]	38.7	68.4	69.2	65.2	64.6	57.8
Top Speed [km/h]	59.0	71.3	71.2	67.8	65.5	62.2
Avg. Dist. to Rail [m]	6.0	3.2	2.6	0.7	1.4	2.2
Avg. Stride Freq. [Hz]	2.3	2.6	2.4	2.4	2.4	2.3
Avg. Stride Length [m]	4.5	7.4	7.9	7.7	7.5	7.1



- [ ] Ranking at each section and finish
- .-.- No data available at this section
- NA No data available



Horse/Jockey Name	Party Spirit
Final Rank	5
Fastest Section Time (Section)	0:05.01 (Overall)
Top Speed [km/h] (Section)	69.9 (1000m)
Race State	Finished

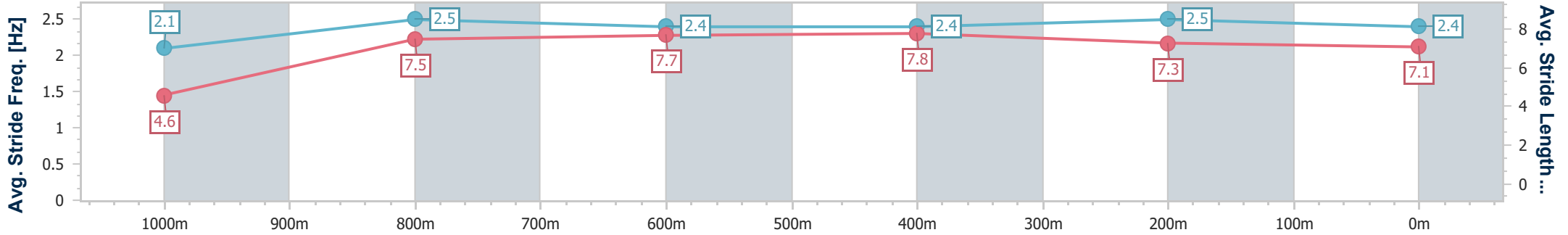
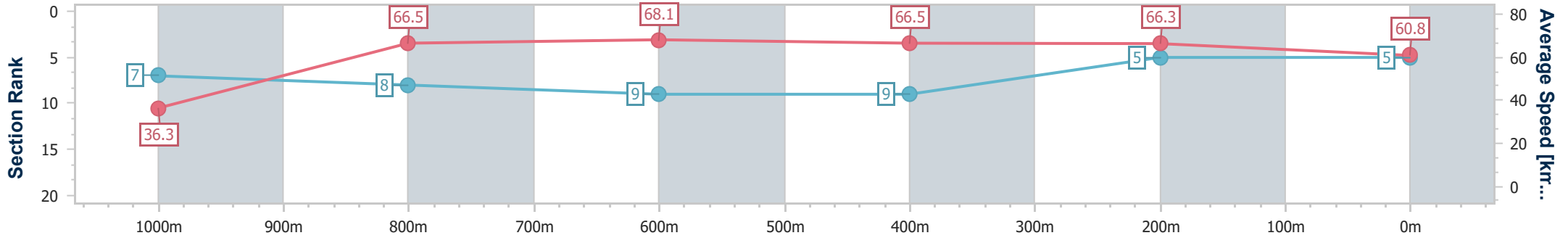


**Doomben QLD Professional**  
**Race 7: QUEENSLAND CRICKET FOUNDATION BENCHMARK**  
**70 Handicap - 1050m**  
**31 August 2024 - 15:23**  
**Track Rating: Soft 5, Weather: Fine, Rail Position: +5m Entire**



**BRISBANE**  
**RACING CLUB**

Section	Overall	1000m	800m	600m	400m	200m
Section Times	1:00.40 [5] (0:05.01)	0:55.39 [7] (0:10.88)	0:44.51 [8] (0:10.77)	0:33.74 [9] (0:11.01)	0:22.73 [9] (0:10.89)	0:11.84 [5] (0:11.84)
Average Speed [km/h]	36.3	66.5	68.1	66.5	66.3	60.8
Top Speed [km/h]	56.5	69.9	69.6	68.2	68.1	65.9
Avg. Dist. to Rail [m]	4.0	2.3	3.5	2.7	5.8	7.9
Avg. Stride Freq. [Hz]	2.1	2.5	2.4	2.4	2.5	2.4
Avg. Stride Length [m]	4.6	7.5	7.7	7.8	7.3	7.1



- [ ] Ranking at each section and finish
- .-.- No data available at this section
- NA No data available



Horse/Jockey Name	Shot Of Whiskey
Final Rank	6
Fastest Section Time (Section)	0:04.89 (Overall)
Top Speed [km/h] (Section)	70.3 (1000m)
Race State	Finished

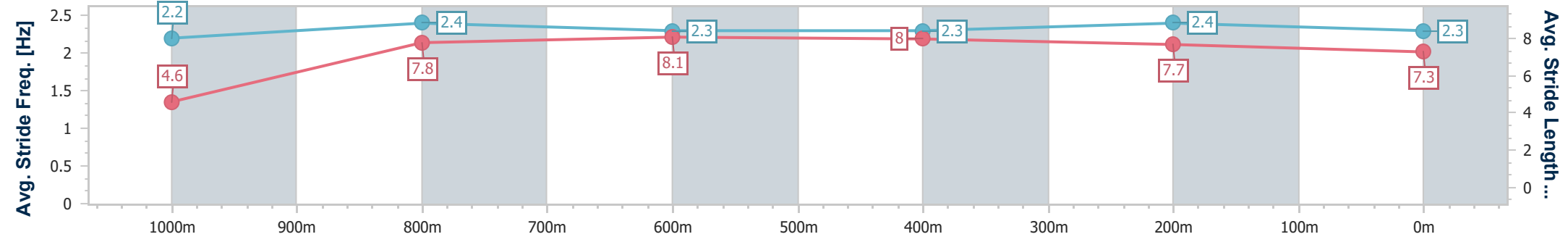
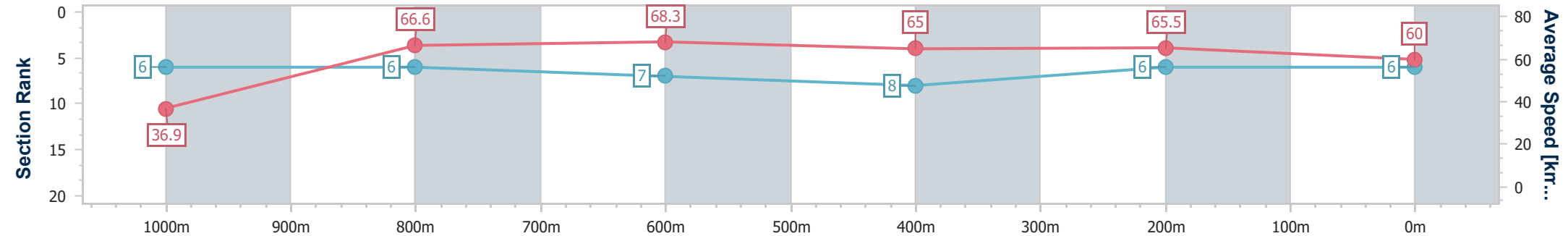


**Doomben QLD Professional**  
**Race 7: QUEENSLAND CRICKET FOUNDATION BENCHMARK**  
**70 Handicap - 1050m**  
**31 August 2024 - 15:23**  
**Track Rating: Soft 5, Weather: Fine, Rail Position: +5m Entire**



**BRISBANE**  
**RACING CLUB**

Section	Overall	1000m	800m	600m	400m	200m
Section Times	1:00.56 [6] (0:04.89)	0:55.67 [6] (0:10.89)	0:44.78 [6] (0:10.68)	0:34.10 [7] (0:11.15)	0:22.95 [8] (0:10.96)	0:11.99 [6] (0:11.99)
Average Speed [km/h]	36.9	66.6	68.3	65.0	65.5	60.0
Top Speed [km/h]	56.9	70.3	70.3	67.3	66.5	64.7
Avg. Dist. to Rail [m]	3.5	2.1	2.6	1.6	0.8	1.7
Avg. Stride Freq. [Hz]	2.2	2.4	2.3	2.3	2.4	2.3
Avg. Stride Length [m]	4.6	7.8	8.1	8.0	7.7	7.3



- [ ] Ranking at each section and finish
- .-.- No data available at this section
- NA No data available



Horse/Jockey Name	Rustic Boom
Final Rank	7
Fastest Section Time (Section)	0:04.68 (Overall)
Top Speed [km/h] (Section)	69.9 (1000m)
Race State	Finished

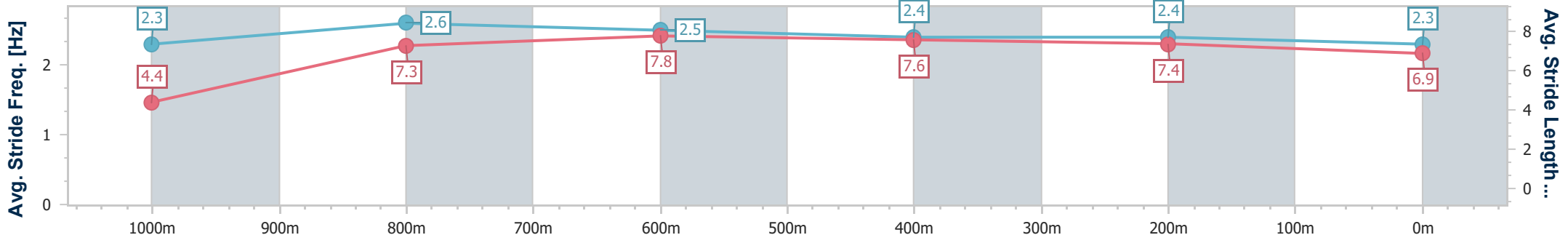
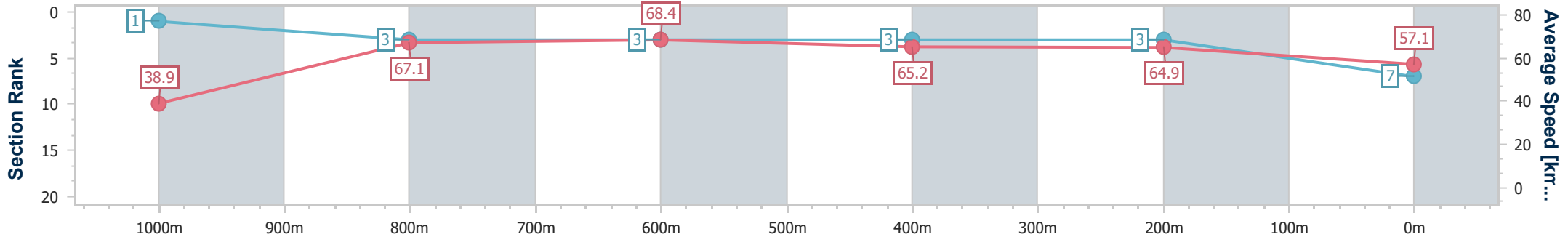


**Doomben QLD Professional**  
**Race 7: QUEENSLAND CRICKET FOUNDATION BENCHMARK**  
**70 Handicap - 1050m**  
**31 August 2024 - 15:23**  
**Track Rating: Soft 5, Weather: Fine, Rail Position: +5m Entire**



**BRISBANE**  
**RACING CLUB**

Section	Overall	1000m	800m	600m	400m	200m
Section Times	1:00.97 [7] (0:04.68)	0:56.29 [1] (0:10.73)	0:45.56 [3] (0:10.64)	0:34.92 [3] (0:11.20)	0:23.72 [3] (0:11.10)	0:12.62 [3] (0:12.62)
Average Speed [km/h]	38.9	67.1	68.4	65.2	64.9	57.1
Top Speed [km/h]	58.3	69.9	69.3	67.3	67.1	62.2
Avg. Dist. to Rail [m]	4.2	1.6	2.2	2.5	1.1	0.9
Avg. Stride Freq. [Hz]	2.3	2.6	2.5	2.4	2.4	2.3
Avg. Stride Length [m]	4.4	7.3	7.8	7.6	7.4	6.9



- [ ] Ranking at each section and finish
- .-.- No data available at this section
- NA No data available



Horse/Jockey Name	The Lucky Alien
Final Rank	8
Fastest Section Time (Section)	0:04.84 (Overall)
Top Speed [km/h] (Section)	70.4 (800m)
Race State	Finished

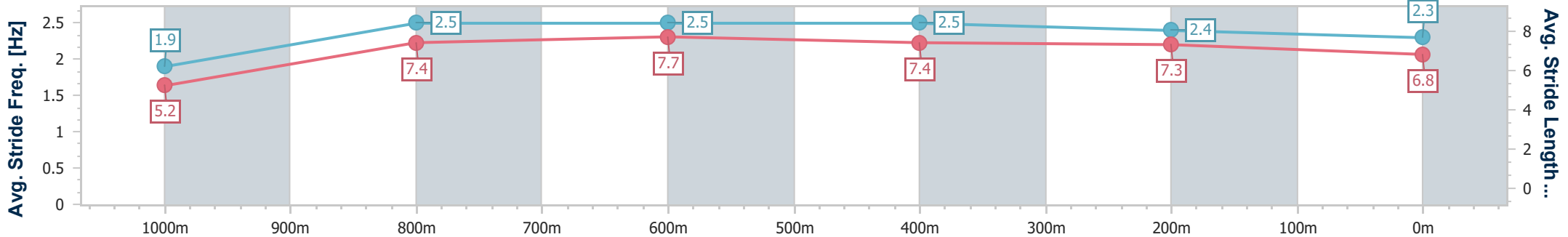
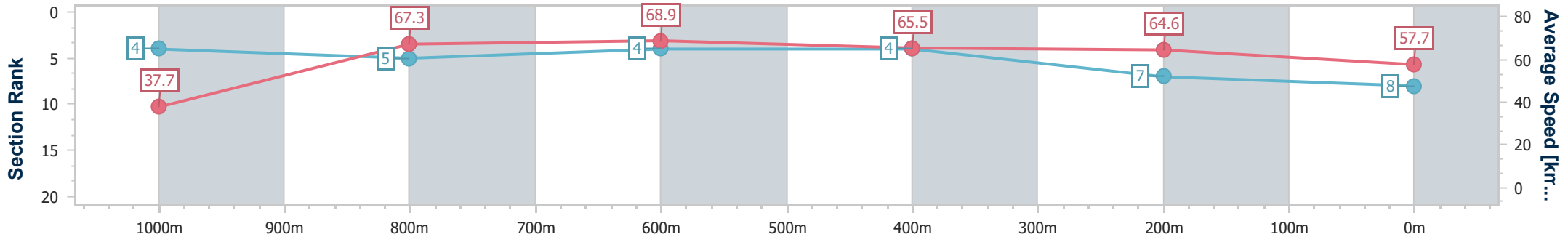


**Doomben QLD Professional**  
**Race 7: QUEENSLAND CRICKET FOUNDATION BENCHMARK**  
**70 Handicap - 1050m**  
**31 August 2024 - 15:23**  
**Track Rating: Soft 5, Weather: Fine, Rail Position: +5m Entire**



**BRISBANE**  
 RACING CLUB

Section	Overall	1000m	800m	600m	400m	200m
Section Times	1:01.03 [8] (0:04.84)	0:56.19 [4] (0:10.78)	0:45.41 [5] (0:10.63)	0:34.78 [4] (0:11.20)	0:23.58 [4] (0:11.15)	0:12.43 [7] (0:12.43)
Average Speed [km/h]	37.7	67.3	68.9	65.5	64.6	57.7
Top Speed [km/h]	58.5	70.2	70.4	67.8	65.5	62.1
Avg. Dist. to Rail [m]	8.3	4.1	3.6	2.9	1.4	3.4
Avg. Stride Freq. [Hz]	1.9	2.5	2.5	2.5	2.4	2.3
Avg. Stride Length [m]	5.2	7.4	7.7	7.4	7.3	6.8



- [ ] Ranking at each section and finish
- .-.- No data available at this section
- NA No data available





Horse/Jockey Name	Beau Witness
Final Rank	9
Fastest Section Time (Section)	0:05.05 (Overall)
Top Speed [km/h] (Section)	71.1 (800m)
Race State	Finished

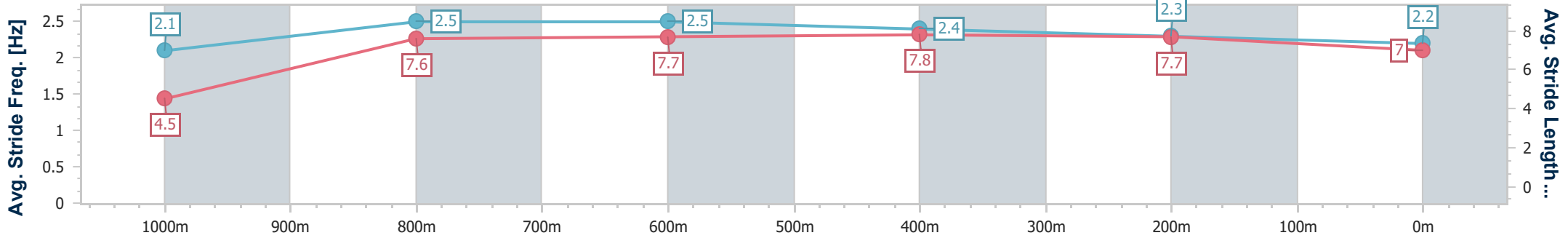
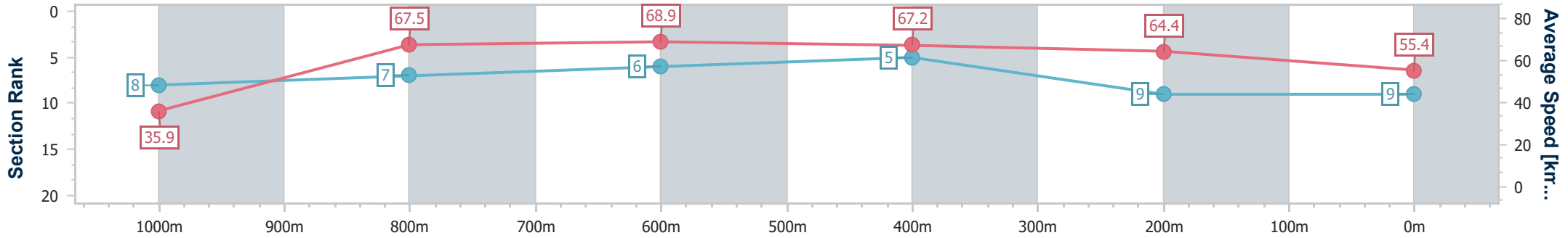


**Doomben QLD Professional**  
**Race 7: QUEENSLAND CRICKET FOUNDATION BENCHMARK**  
**70 Handicap - 1050m**  
**31 August 2024 - 15:23**  
**Track Rating: Soft 5, Weather: Fine, Rail Position: +5m Entire**



**BRISBANE**  
**RACING CLUB**

Section	Overall	1000m	800m	600m	400m	200m
Section Times	1:01.74 [9] (0:05.05)	0:56.69 [8] (0:10.73)	0:45.96 [7] (0:10.64)	0:35.32 [6] (0:11.09)	0:24.23 [5] (0:11.26)	0:12.97 [9]
Average Speed [km/h]	35.9	67.5	68.9	67.2	64.4	55.4
Top Speed [km/h]	57.9	70.3	71.1	68.7	66.2	61.1
Avg. Dist. to Rail [m]	6.3	2.4	4.4	5.6	5.7	4.1
Avg. Stride Freq. [Hz]	2.1	2.5	2.5	2.4	2.3	2.2
Avg. Stride Length [m]	4.5	7.6	7.7	7.8	7.7	7.0



- [ ] Ranking at each section and finish
- .-.- No data available at this section
- NA No data available



Horse/Jockey Name	Phantom Spirit
Final Rank	10
Fastest Section Time (Section)	0:04.85 (Overall)
Top Speed [km/h] (Section)	70.1 (800m)
Race State	Finished

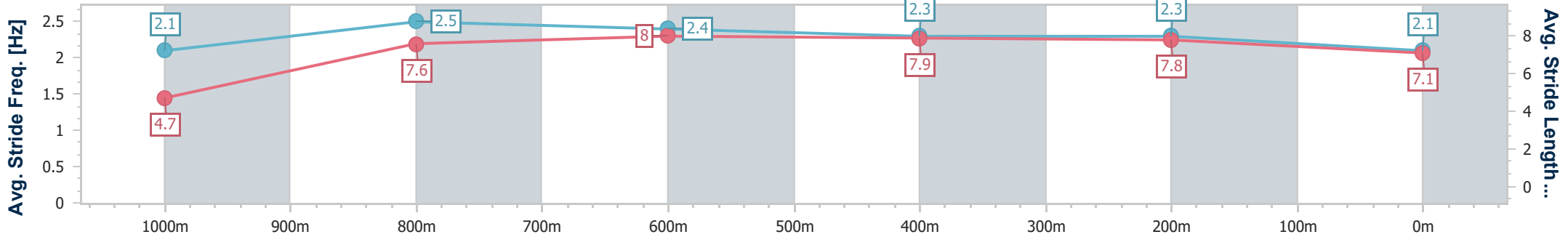
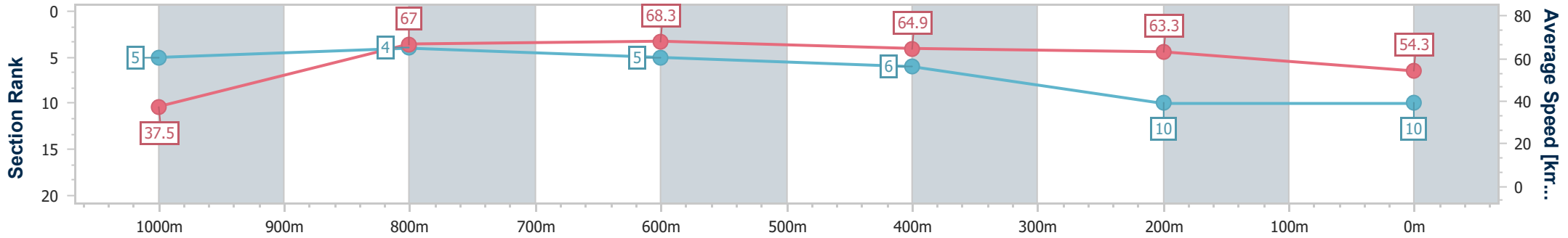


**Doomben QLD Professional**  
**Race 7: QUEENSLAND CRICKET FOUNDATION BENCHMARK**  
**70 Handicap - 1050m**  
**31 August 2024 - 15:23**  
**Track Rating: Soft 5, Weather: Fine, Rail Position: +5m Entire**



**BRISBANE**  
**RACING CLUB**

Section	Overall	1000m	800m	600m	400m	200m
Section Times	1:02.16 [10] (0:04.85)	0:57.31 [5] (0:10.76)	0:46.55 [4] (0:10.67)	0:35.88 [5] (0:11.24)	0:24.64 [6] (0:11.42)	0:13.22 [10] (0:13.22)
Average Speed [km/h]	37.5	67.0	68.3	64.9	63.3	54.3
Top Speed [km/h]	59.2	69.3	70.1	67.0	65.3	60.5
Avg. Dist. to Rail [m]	0.6	0.4	2.6	2.7	0.2	0.7
Avg. Stride Freq. [Hz]	2.1	2.5	2.4	2.3	2.3	2.1
Avg. Stride Length [m]	4.7	7.6	8.0	7.9	7.8	7.1



- [ ] Ranking at each section and finish
- .-.- No data available at this section
- NA No data available



# Doomben QLD Professional

## Race 8: PRODIGY PLUS BENCHMARK 78 Handicap - 1350m

31 August 2024 - 16:02



BRISBANE  
RACING CLUB

Track Rating: Good 4, Weather: Fine, Rail Position: +5m Entire

Section						Overall	1200m	1000m	800m	600m	400m	Last 600m
Field Times						1:18.99 (0:10.89)	1:08.10 (0:10.61)	0:57.49 (0:11.09)	0:46.40 (0:11.70)	0:34.70 (0:11.55)	0:23.15 (0:11.31)	0:34.70
Rank	TAB	Horse/Jockey	Barrier	Top Speed [km/h]	Fastest Section							Distance Travelled [m]
1	7	<b>BLAKMAX</b> Emily Lang	17	69.4 1200m	0:10.56 1200m	1:18.99 [1] (0:10.94)	1:08.05 [2] (0:10.56)	0:57.49 [1] (0:11.09)	0:46.40 [1] (0:11.70)	0:34.70 [1] (0:11.55)	0:23.15 [1] (0:11.31)	0:34.70
2	19	<b>QUOTHQUAN</b> Angela Jones	3	67.9 1200m	0:10.80 1200m	1:19.07 [2] (0:11.22)	1:07.85 [7] (0:10.80)	0:57.05 [5] (0:11.27)	0:45.78 [7] (0:11.65)	0:34.13 [7] (0:11.38)	0:22.75 [7] (0:11.14)	0:34.13 +5
3	13	<b>KADALL</b> Jag Guthmann-Chester	1	68.0 1200m	0:10.72 1200m	1:19.09 [3] (0:11.01)	1:08.08 [3] (0:10.72)	0:57.36 [3] (0:11.09)	0:46.27 [3] (0:11.63)	0:34.64 [3] (0:11.50)	0:23.14 [2] (0:11.30)	0:34.64 -4
4	5	<b>SHA OF GOMER</b> Bailey Wheeler	18	67.3 1200m	0:10.94 1200m	1:19.22 [4] (0:11.35)	1:07.87 [8] (0:10.94)	0:56.93 [9] (0:11.31)	0:45.62 [9] (0:11.59)	0:34.03 [9] (0:11.39)	0:22.64 [9] (0:11.03)	0:34.03 +5
5	11	<b>IVERSON</b> Noel Callow	9	66.6 1000m	0:11.13 400m	1:19.27 [5] (0:11.80)	1:07.47 [12] (0:11.18)	0:56.29 [12] (0:11.14)	0:45.15 [12] (0:11.31)	0:33.84 [11] (0:11.35)	0:22.49 [11] (0:11.13)	0:33.84 +3
6	2	<b>MASTER SHOWMAN</b> Cody Collis	11	67.9 1200m	0:10.75 1200m	1:19.31 [6] (0:11.03)	1:08.28 [4] (0:10.75)	0:57.53 [4] (0:11.29)	0:46.24 [4] (0:11.51)	0:34.73 [4] (0:11.54)	0:23.19 [4] (0:11.38)	0:34.73 +2
7	6	<b>TUHINGA</b> Georgina Cartwright	2	67.7 1200m	0:10.86 1200m	1:19.48 [7] (0:11.19)	1:08.29 [6] (0:10.86)	0:57.43 [6] (0:11.14)	0:46.29 [5] (0:11.56)	0:34.73 [6] (0:11.53)	0:23.20 [6] (0:11.37)	0:34.73 -4
8	3	<b>PATTON</b> Justin Huxtable	8	66.9 1200m	0:10.87 1200m	1:19.50 [8] (0:11.36)	1:08.14 [9] (0:10.87)	0:57.27 [8] (0:11.20)	0:46.07 [8] (0:11.60)	0:34.47 [8] (0:11.46)	0:23.01 [8] (0:11.23)	0:34.47 +0
9	1	<b>KORUTO</b> Marnu Potgieter	10	67.4 1200m	0:10.88 1200m	1:19.60 [9] (0:11.64)	1:07.96 [11] (0:10.88)	0:57.08 [11] (0:11.26)	0:45.82 [11] (0:11.67)	0:34.15 [12] (0:11.37)	0:22.78 [12] (0:11.06)	0:34.15 +8
10	18	<b>JUPITUS</b> Andrew Mallyon	6	67.1 1200m	0:10.98 1200m	1:19.86 [10] (0:11.52)	1:08.34 [10] (0:10.98)	0:57.36 [10] (0:11.26)	0:46.10 [10] (0:11.54)	0:34.56 [10] (0:11.46)	0:23.10 [10] (0:11.19)	0:34.56 +1

Scratched: Ivan's Hero (#10), Sir Artie (#8), Zuma California (#9), Safework (#4), Bullion Boy (#12), Better Be Nordy (#16), Beebee Dazzler (#17), Set To Shine (#15)

[ ] Ranking at each section and finish  
-:--:-- No data available at this section  
NA No data available

SCN Saddle cloth number  
DNF Did not finish  
DNT Did not track



# Doomben QLD Professional

## Race 8: PRODIGY PLUS BENCHMARK 78 Handicap - 1350m

31 August 2024 - 16:02



BRISBANE  
RACING CLUB

Track Rating: Good 4, Weather: Fine, Rail Position: +5m Entire

Section		Overall	1200m	1000m	800m	600m	400m	Last 600m				
Field Times		1:18.99 (0:10.89)	1:08.10 (0:10.61)	0:57.49 (0:11.09)	0:46.40 (0:11.70)	0:34.70 (0:11.55)	0:23.15 (0:11.31)	0:34.70				
Rank	TAB Horse/Jockey	Barrier	Top Speed [km/h]	Fastest Section					Distance Travelled [m]			
11	20 BANDIT Tahlia Fenlon	5	66.6 1000m	0:10.94 1200m	1:20.32 [11] (0:11.13)	1:09.19 [5] (0:10.94)	0:58.25 [7] (0:11.13)	0:47.12 [6] (0:11.45)	0:35.67 [5] (0:11.54)	0:24.13 [5] (0:11.55)	0:35.67	+12
12	14 MAGIC IN ME Jake Bayliss	4	68.9 1200m	0:10.66 1200m	1:20.61 [12] (0:10.89)	1:09.72 [1] (0:10.66)	0:59.06 [2] (0:11.23)	0:47.83 [2] (0:11.59)	0:36.24 [2] (0:11.71)	0:24.53 [3] (0:11.78)	0:36.24	+1

Scratched: Ivan's Hero (#10), Sir Artie (#8), Zuma California (#9), Safework (#4), Bullion Boy (#12), Better Be Nordy (#16), Beebee Dazzler (#17), Set To Shine (#15)

[ ] Ranking at each section and finish  
 -:-:-:- No data available at this section  
 NA No data available

SCN Saddle cloth number  
 DNF Did not finish  
 DNT Did not track



# Doomben QLD Professional

## Race 8: PRODIGY PLUS BENCHMARK 78 Handicap - 1350m

31 August 2024 - 16:02



BRISBANE  
RACING CLUB

Track Rating: Good 4, Weather: Fine, Rail Position: +5m Entire

Section							200m			Last 600m
Field Times							0:11.84			0:34.70
							(0:11.84)			
Rank	TAB	Horse/Jockey	Barrier	Top Speed [km/h]	Fastest Section	Margin			Distance Travelled [m]	
1	7	<b>BLAKMAX</b> Emily Lang	17	69.4 1200m	0:10.56 1200m	0:11.84 [1] (0:11.84)	1:18.99		0:34.70	
2	19	<b>QUOTHQUAN</b> Angela Jones	3	67.9 1200m	0:10.80 1200m	0:11.61 [3] (0:11.61)	0.47L		0:34.13 +5	
3	13	<b>KADALL</b> Jag Guthmann-Chester	1	68.0 1200m	0:10.72 1200m	0:11.84 [2] (0:11.84)	0.63L		0:34.64 -4	
4	5	<b>SHA OF GOMER</b> Bailey Wheeler	18	67.3 1200m	0:10.94 1200m	0:11.61 [5] (0:11.61)	1.38L		0:34.03 +5	
5	11	<b>IVERSON</b> Noel Callow	9	66.6 1000m	0:11.13 400m	0:11.36 [11] (0:11.36)	1.65L		0:33.84 +3	
6	2	<b>MASTER SHOWMAN</b> Cody Collis	11	67.9 1200m	0:10.75 1200m	0:11.81 [4] (0:11.81)	1.86L		0:34.73 +2	
7	6	<b>TUHINGA</b> Georgina Cartwright	2	67.7 1200m	0:10.86 1200m	0:11.83 [6] (0:11.83)	2.91L		0:34.73 -4	
8	3	<b>PATTON</b> Justin Huxtable	8	66.9 1200m	0:10.87 1200m	0:11.78 [7] (0:11.78)	3.02L		0:34.47 +0	
9	1	<b>KORUTO</b> Marnu Potgieter	10	67.4 1200m	0:10.88 1200m	0:11.72 [10] (0:11.72)	3.61L		0:34.15 +8	
10	18	<b>JUPITUS</b> Andrew Mallyon	6	67.1 1200m	0:10.98 1200m	0:11.91 [12] (0:11.91)	5.14L		0:34.56 +1	

Scratched: Ivan's Hero (#10), Sir Artie (#8), Zuma California (#9), Safework (#4), Bullion Boy (#12), Better Be Nordy (#16), Beebee Dazzler (#17), Set To Shine (#15)



# Doomben QLD Professional

## Race 8: PRODIGY PLUS BENCHMARK 78 Handicap - 1350m

31 August 2024 - 16:02



BRISBANE  
RACING CLUB

Track Rating: Good 4, Weather: Fine, Rail Position: +5m Entire

Section				200m				Last 600m		
Field Times				0:11.84 (0:11.84)				0:34.70		
Rank	TAB	Horse/Jockey	Barrier	Top Speed [km/h]	Fastest Section	Margin			Distance Travelled [m]	
11	20	<b>BANDIT</b>	5	66.6	0:10.94	0:12.58 [8]	7.84L		0:35.67	+12
		Tahlia Fenlon		1000m	1200m	(0:12.58)				
12	14	<b>MAGIC IN ME</b>	4	68.9	0:10.66	0:12.75 [9]	9.56L		0:36.24	+1
		Jake Bayliss		1200m	1200m	(0:12.75)				

Scratched: Ivan's Hero (#10), Sir Artie (#8), Zuma California (#9), Safework (#4), Bullion Boy (#12), Better Be Nordy (#16), Beebee Dazzler (#17), Set To Shine (#15)

[ ] Ranking at each section and finish  
 -:-:-:- No data available at this section  
 NA No data available

SCN Saddle cloth number  
 DNF Did not finish  
 DNT Did not track



Horse/Jockey Name	Blakmax
Final Rank	1
Fastest Section Time (Section)	0:10.56 (1200m)
Top Speed [km/h] (Section)	69.4 (1200m)
Race State	Finished

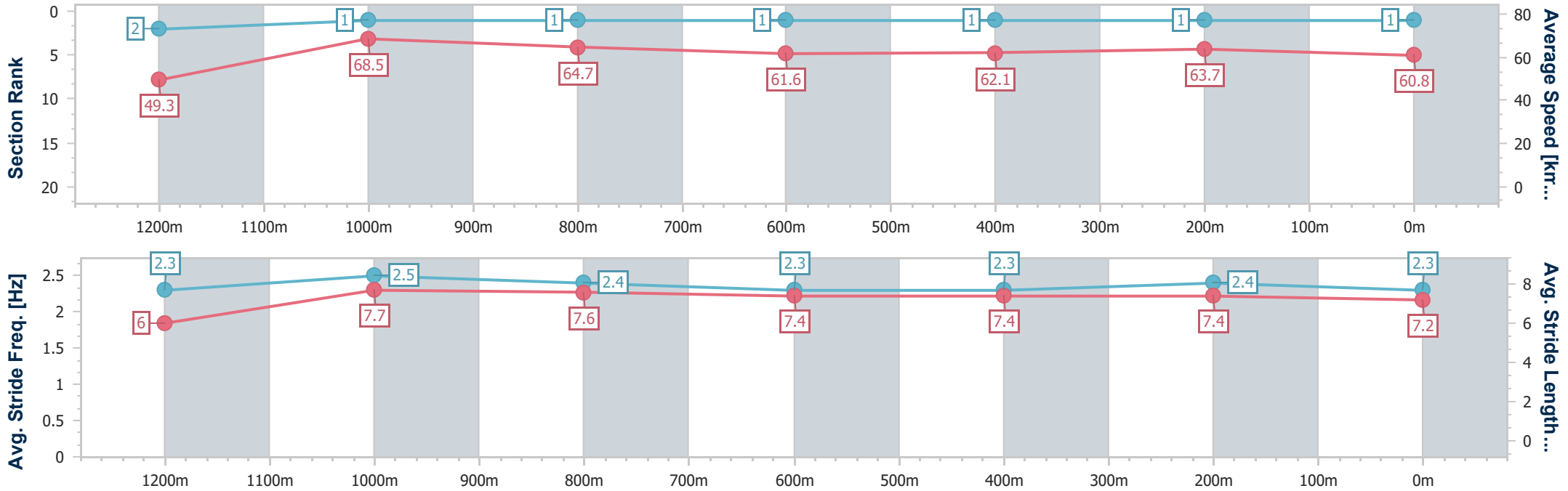


**Doomben QLD Professional**  
**Race 8: PRODIGY PLUS BENCHMARK 78 Handicap - 1350m**  
 31 August 2024 - 16:02  
 Track Rating: Good 4, Weather: Fine, Rail Position: +5m Entire



BRISBANE  
RACING CLUB

Section	Overall	1200m	1000m	800m	600m	400m	200m
Section Times	1:18.99 [1] (0:10.94)	1:08.05 [2] (0:10.56)	0:57.49 [1] (0:11.09)	0:46.40 [1] (0:11.70)	0:34.70 [1] (0:11.55)	0:23.15 [1] (0:11.31)	0:11.84 [1] (0:11.84)
Average Speed [km/h]	49.3	68.5	64.7	61.6	62.1	63.7	60.8
Top Speed [km/h]	67.3	69.4	66.3	63.3	63.3	65.0	63.5
Avg. Dist. to Rail [m]	10.2	3.1	0.7	0.5	0.6	1.4	1.0
Avg. Stride Freq. [Hz]	2.3	2.5	2.4	2.3	2.3	2.4	2.3
Avg. Stride Length [m]	6.0	7.7	7.6	7.4	7.4	7.4	7.2



- [ ] Ranking at each section and finish
- .-.- No data available at this section
- NA No data available



Horse/Jockey Name	Quothquan
Final Rank	2
Fastest Section Time (Section)	0:10.80 (1200m)
Top Speed [km/h] (Section)	67.9 (1200m)
Race State	Finished

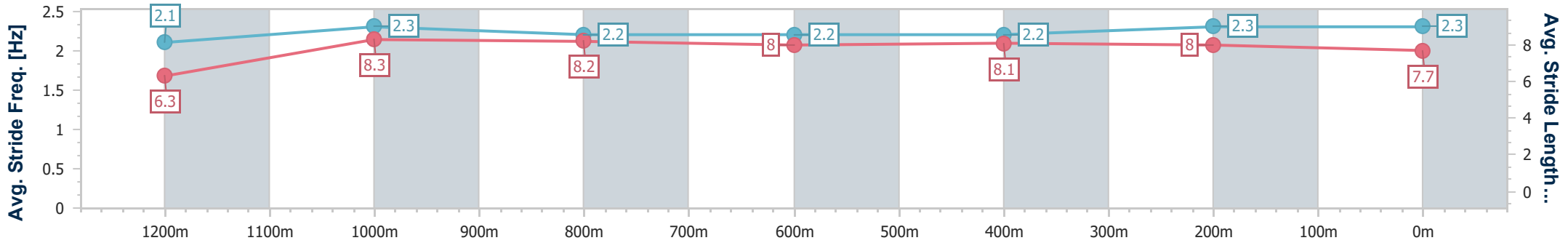
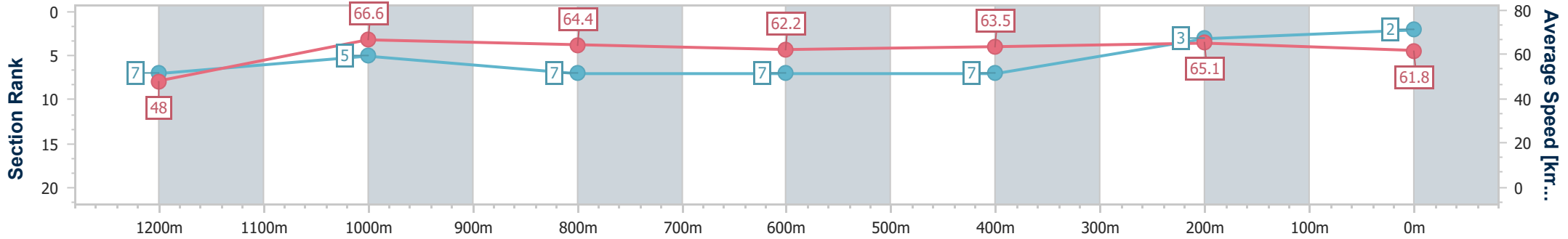


**Doomben QLD Professional**  
**Race 8: PRODIGY PLUS BENCHMARK 78 Handicap - 1350m**  
 31 August 2024 - 16:02  
 Track Rating: Good 4, Weather: Fine, Rail Position: +5m Entire



BRISBANE  
RACING CLUB

Section	Overall	1200m	1000m	800m	600m	400m	200m
Section Times	1:19.07 [2] (0:11.22)	1:07.85 [7] (0:10.80)	0:57.05 [5] (0:11.27)	0:45.78 [7] (0:11.65)	0:34.13 [7] (0:11.38)	0:22.75 [7] (0:11.14)	0:11.61 [3] (0:11.61)
Average Speed [km/h]	48.0	66.6	64.4	62.2	63.5	65.1	61.8
Top Speed [km/h]	64.7	67.9	65.9	64.1	64.2	66.3	65.6
Avg. Dist. to Rail [m]	3.3	1.7	2.2	1.5	0.5	4.0	4.3
Avg. Stride Freq. [Hz]	2.1	2.3	2.2	2.2	2.2	2.3	2.3
Avg. Stride Length [m]	6.3	8.3	8.2	8.0	8.1	8.0	7.7



- [ ] Ranking at each section and finish
- .-.- No data available at this section
- NA No data available





Horse/Jockey Name	Kadall
Final Rank	3
Fastest Section Time (Section)	0:10.72 (1200m)
Top Speed [km/h] (Section)	68.0 (1200m)
Race State	Finished

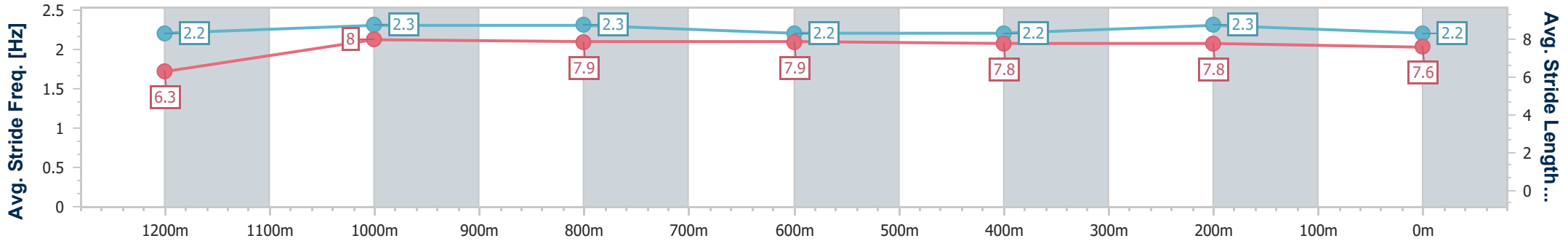
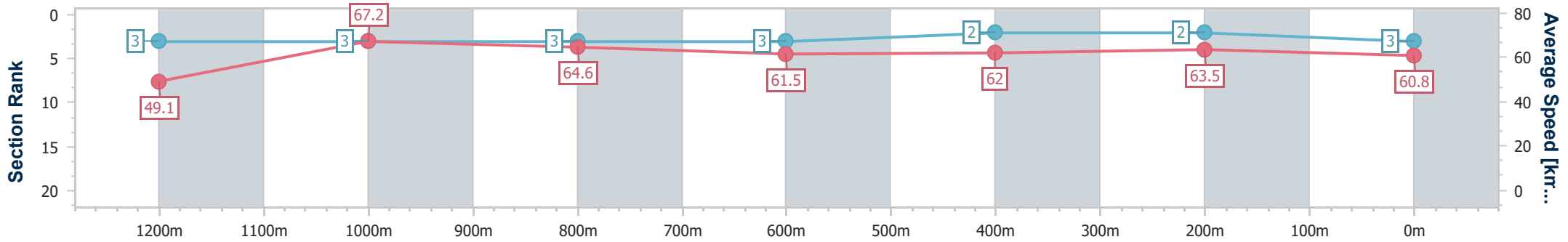


**Doomben QLD Professional**  
**Race 8: PRODIGY PLUS BENCHMARK 78 Handicap - 1350m**  
 31 August 2024 - 16:02  
 Track Rating: Good 4, Weather: Fine, Rail Position: +5m Entire



BRISBANE  
RACING CLUB

Section	Overall	1200m	1000m	800m	600m	400m	200m
Section Times	1:19.09 [3] (0:11.01)	1:08.08 [3] (0:10.72)	0:57.36 [3] (0:11.09)	0:46.27 [3] (0:11.63)	0:34.64 [3] (0:11.50)	0:23.14 [2] (0:11.30)	0:11.84 [2] (0:11.84)
Average Speed [km/h]	49.1	67.2	64.6	61.5	62.0	63.5	60.8
Top Speed [km/h]	65.6	68.0	66.6	62.5	62.9	64.9	63.2
Avg. Dist. to Rail [m]	0.8	0.9	1.4	1.4	1.6	1.0	0.8
Avg. Stride Freq. [Hz]	2.2	2.3	2.3	2.2	2.2	2.3	2.2
Avg. Stride Length [m]	6.3	8.0	7.9	7.9	7.8	7.8	7.6



- [ ] Ranking at each section and finish
- .-.- No data available at this section
- NA No data available



Horse/Jockey Name	Sha Of Gomer
Final Rank	4
Fastest Section Time (Section)	0:10.94 (1200m)
Top Speed [km/h] (Section)	67.3 (1200m)
Race State	Finished

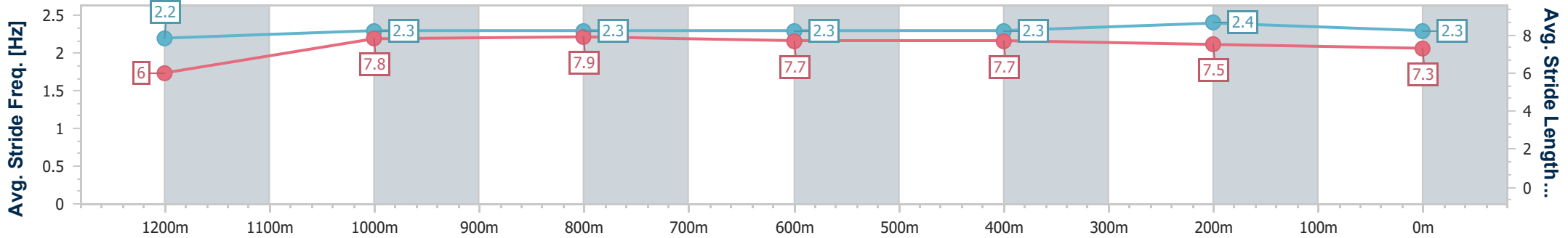
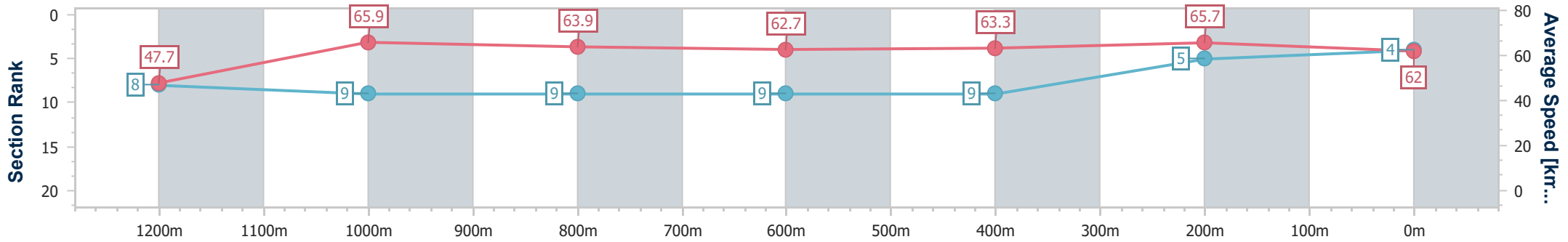


**Doomben QLD Professional**  
**Race 8: PRODIGY PLUS BENCHMARK 78 Handicap - 1350m**  
 31 August 2024 - 16:02  
 Track Rating: Good 4, Weather: Fine, Rail Position: +5m Entire



BRISBANE  
RACING CLUB

Section	Overall	1200m	1000m	800m	600m	400m	200m
Section Times	1:19.22 [4] (0:11.35)	1:07.87 [8] (0:10.94)	0:56.93 [9] (0:11.31)	0:45.62 [9] (0:11.59)	0:34.03 [9] (0:11.39)	0:22.64 [9] (0:11.03)	0:11.61 [5]
Average Speed [km/h]	47.7	65.9	63.9	62.7	63.3	65.7	62.0
Top Speed [km/h]	63.3	67.3	65.9	64.2	64.3	66.7	64.9
Avg. Dist. to Rail [m]	10.3	1.3	1.2	1.5	0.5	5.1	7.1
Avg. Stride Freq. [Hz]	2.2	2.3	2.3	2.3	2.3	2.4	2.3
Avg. Stride Length [m]	6.0	7.8	7.9	7.7	7.7	7.5	7.3



- [ ] Ranking at each section and finish
- .-.- No data available at this section
- NA No data available



Horse/Jockey Name	Iverson
Final Rank	5
Fastest Section Time (Section)	0:11.13 (400m)
Top Speed [km/h] (Section)	66.6 (1000m)
Race State	Finished

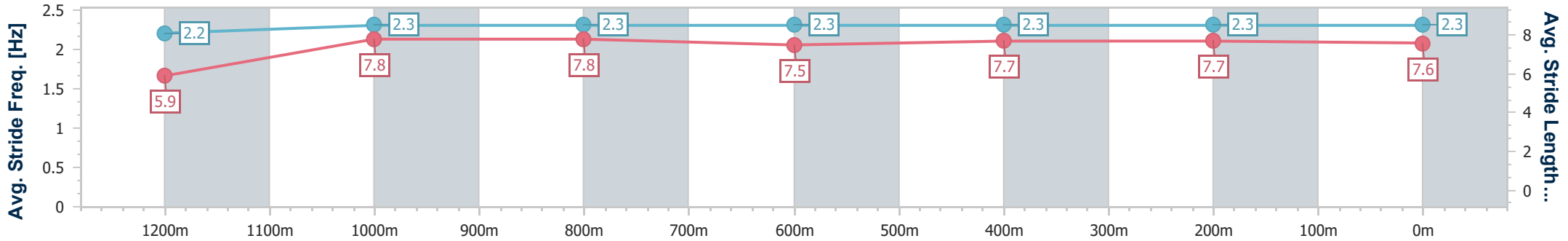
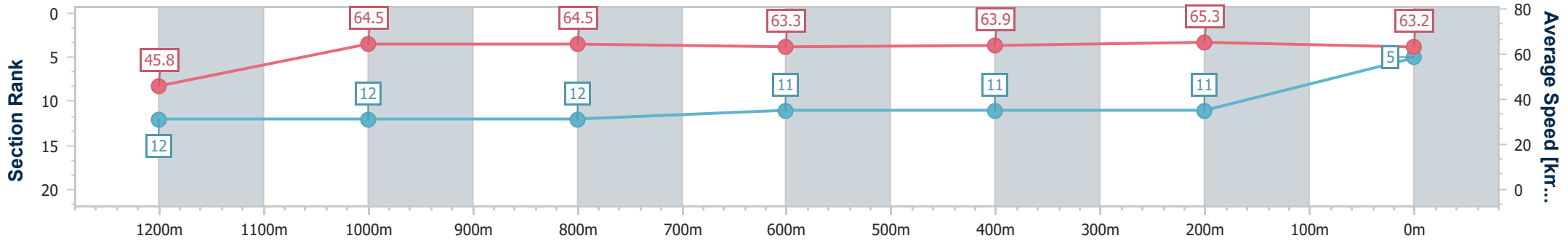


**Doomben QLD Professional**  
**Race 8: PRODIGY PLUS BENCHMARK 78 Handicap - 1350m**  
 31 August 2024 - 16:02  
 Track Rating: Good 4, Weather: Fine, Rail Position: +5m Entire



**BRISBANE**  
RACING CLUB

Section	Overall	1200m	1000m	800m	600m	400m	200m
Section Times	1:19.27 [5] (0:11.80)	1:07.47 [12] (0:11.18)	0:56.29 [12] (0:11.14)	0:45.15 [12] (0:11.31)	0:33.84 [11] (0:11.35)	0:22.49 [11] (0:11.13)	0:11.36 [11] (0:11.36)
Average Speed [km/h]	45.8	64.5	64.5	63.3	63.9	65.3	63.2
Top Speed [km/h]	62.2	66.3	66.6	64.2	65.3	66.4	65.1
Avg. Dist. to Rail [m]	6.2	0.4	0.2	0.7	1.0	4.6	5.3
Avg. Stride Freq. [Hz]	2.2	2.3	2.3	2.3	2.3	2.3	2.3
Avg. Stride Length [m]	5.9	7.8	7.8	7.5	7.7	7.7	7.6



- [ ] Ranking at each section and finish
- .-.-.- No data available at this section
- NA No data available



Horse/Jockey Name	Master Showman
Final Rank	6
Fastest Section Time (Section)	0:10.75 (1200m)
Top Speed [km/h] (Section)	67.9 (1200m)
Race State	Finished

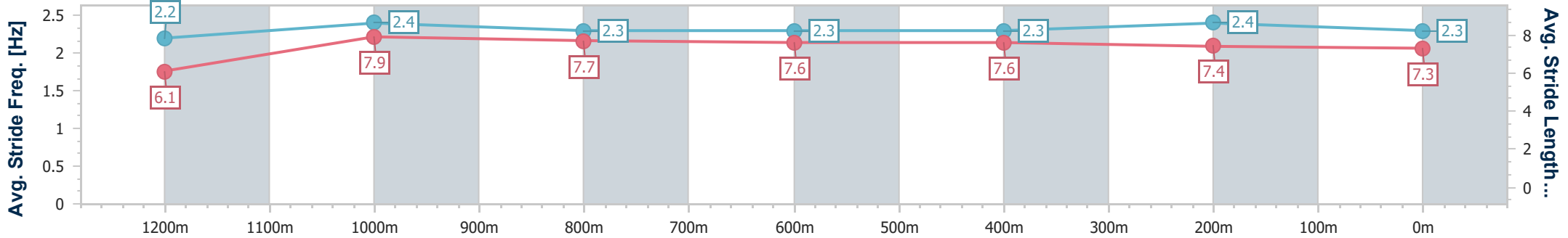
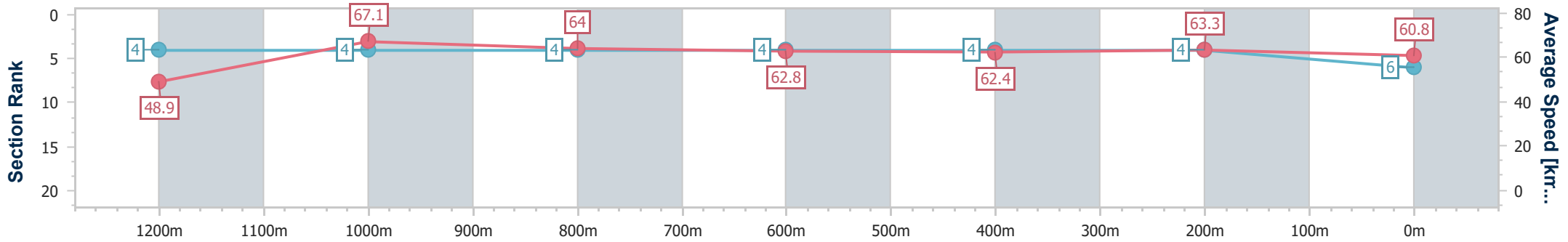


**Doomben QLD Professional**  
**Race 8: PRODIGY PLUS BENCHMARK 78 Handicap - 1350m**  
 31 August 2024 - 16:02  
 Track Rating: Good 4, Weather: Fine, Rail Position: +5m Entire



BRISBANE  
RACING CLUB

Section	Overall	1200m	1000m	800m	600m	400m	200m
Section Times	1:19.31 [6] (0:11.03)	1:08.28 [4] (0:10.75)	0:57.53 [4] (0:11.29)	0:46.24 [4] (0:11.51)	0:34.73 [4] (0:11.54)	0:23.19 [4] (0:11.38)	0:11.81 [4] (0:11.81)
Average Speed [km/h]	48.9	67.1	64.0	62.8	62.4	63.3	60.8
Top Speed [km/h]	65.6	67.9	65.3	63.8	63.5	64.4	63.1
Avg. Dist. to Rail [m]	8.9	2.7	1.0	0.4	0.4	1.0	1.7
Avg. Stride Freq. [Hz]	2.2	2.4	2.3	2.3	2.3	2.4	2.3
Avg. Stride Length [m]	6.1	7.9	7.7	7.6	7.6	7.4	7.3



- [ ] Ranking at each section and finish
- .-.- No data available at this section
- NA No data available



Horse/Jockey Name	Tuhinga
Final Rank	7
Fastest Section Time (Section)	0:10.86 (1200m)
Top Speed [km/h] (Section)	67.7 (1200m)
Race State	Finished

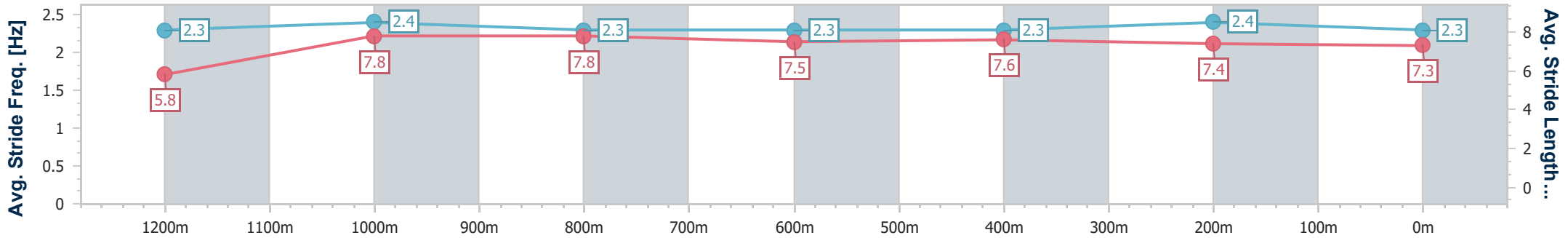
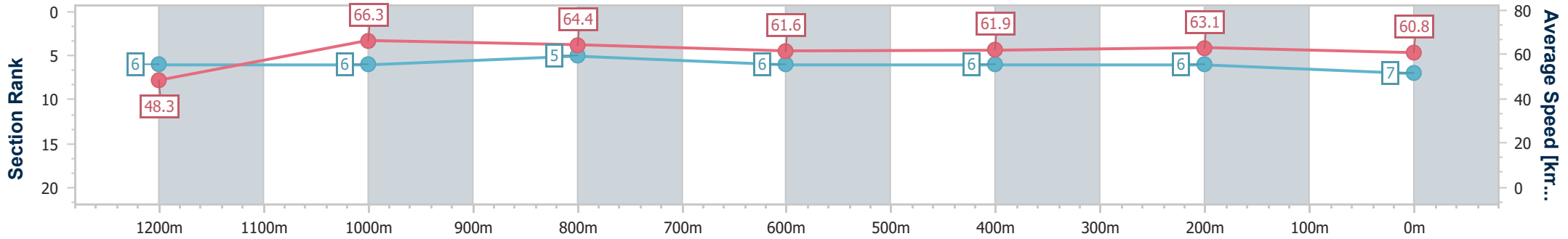


**Doomben QLD Professional**  
**Race 8: PRODIGY PLUS BENCHMARK 78 Handicap - 1350m**  
 31 August 2024 - 16:02  
 Track Rating: Good 4, Weather: Fine, Rail Position: +5m Entire



BRISBANE  
RACING CLUB

Section	Overall	1200m	1000m	800m	600m	400m	200m
Section Times	1:19.48 [7] (0:11.19)	1:08.29 [6] (0:10.86)	0:57.43 [6] (0:11.14)	0:46.29 [5] (0:11.56)	0:34.73 [6] (0:11.53)	0:23.20 [6] (0:11.37)	0:11.83 [6] (0:11.83)
Average Speed [km/h]	48.3	66.3	64.4	61.6	61.9	63.1	60.8
Top Speed [km/h]	63.7	67.7	66.2	63.2	63.4	65.4	64.2
Avg. Dist. to Rail [m]	2.3	0.4	0.9	1.8	1.5	0.8	1.3
Avg. Stride Freq. [Hz]	2.3	2.4	2.3	2.3	2.3	2.4	2.3
Avg. Stride Length [m]	5.8	7.8	7.8	7.5	7.6	7.4	7.3



- [ ] Ranking at each section and finish
- .-.- No data available at this section
- NA No data available



Horse/Jockey Name	Patton
Final Rank	8
Fastest Section Time (Section)	0:10.87 (1200m)
Top Speed [km/h] (Section)	66.9 (1200m)
Race State	Finished

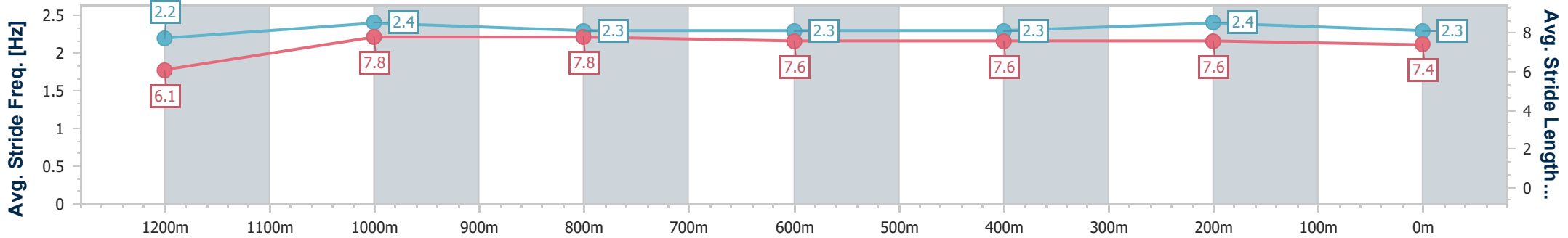
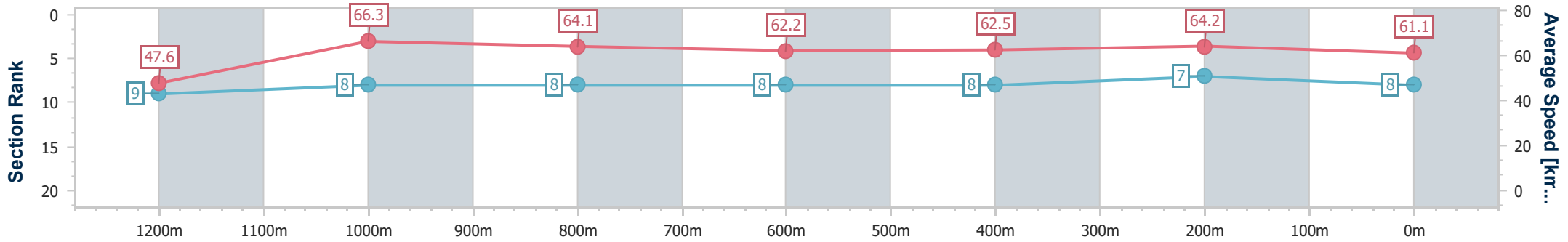


**Doomben QLD Professional**  
**Race 8: PRODIGY PLUS BENCHMARK 78 Handicap - 1350m**  
 31 August 2024 - 16:02  
 Track Rating: Good 4, Weather: Fine, Rail Position: +5m Entire



**BRISBANE**  
RACING CLUB

Section	Overall	1200m	1000m	800m	600m	400m	200m
Section Times	1:19.50 [8] (0:11.36)	1:08.14 [9] (0:10.87)	0:57.27 [8] (0:11.20)	0:46.07 [8] (0:11.60)	0:34.47 [8] (0:11.46)	0:23.01 [8] (0:11.23)	0:11.78 [7] (0:11.78)
Average Speed [km/h]	47.6	66.3	64.1	62.2	62.5	64.2	61.1
Top Speed [km/h]	65.2	66.9	65.6	63.7	63.9	65.2	64.8
Avg. Dist. to Rail [m]	5.3	0.3	0.3	0.3	0.5	0.4	0.7
Avg. Stride Freq. [Hz]	2.2	2.4	2.3	2.3	2.3	2.4	2.3
Avg. Stride Length [m]	6.1	7.8	7.8	7.6	7.6	7.6	7.4



- [ ] Ranking at each section and finish
- .-.- No data available at this section
- NA No data available



Horse/Jockey Name	Koruto
Final Rank	9
Fastest Section Time (Section)	0:10.88 (1200m)
Top Speed [km/h] (Section)	67.4 (1200m)
Race State	Finished

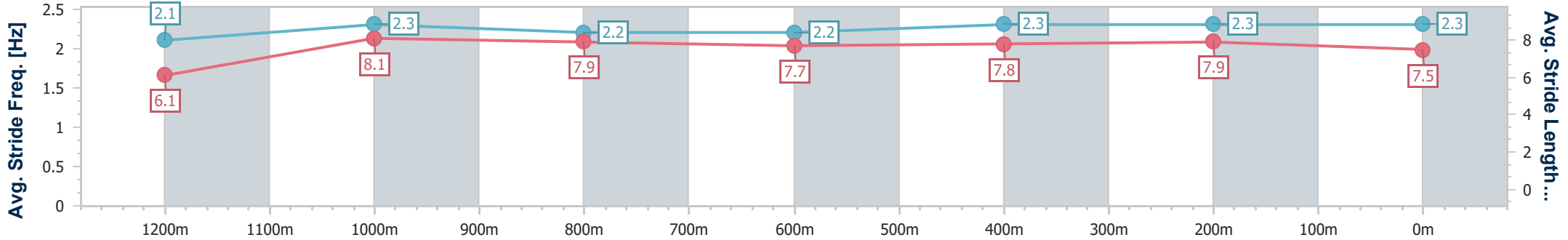
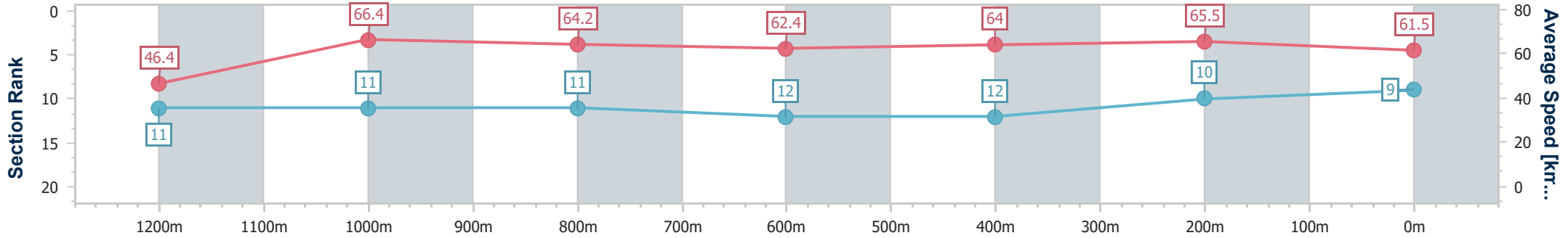


**Doomben QLD Professional**  
**Race 8: PRODIGY PLUS BENCHMARK 78 Handicap - 1350m**  
 31 August 2024 - 16:02  
 Track Rating: Good 4, Weather: Fine, Rail Position: +5m Entire



BRISBANE  
RACING CLUB

Section	Overall	1200m	1000m	800m	600m	400m	200m
Section Times	1:19.60 [9] (0:11.64)	1:07.96 [11] (0:10.88)	0:57.08 [11] (0:11.26)	0:45.82 [11] (0:11.67)	0:34.15 [12] (0:11.37)	0:22.78 [12] (0:11.06)	0:11.72 [10] (0:11.72)
Average Speed [km/h]	46.4	66.4	64.2	62.4	64.0	65.5	61.5
Top Speed [km/h]	63.7	67.4	66.1	63.9	65.7	66.8	65.2
Avg. Dist. to Rail [m]	7.1	1.4	1.8	2.2	2.0	5.9	6.2
Avg. Stride Freq. [Hz]	2.1	2.3	2.2	2.2	2.3	2.3	2.3
Avg. Stride Length [m]	6.1	8.1	7.9	7.7	7.8	7.9	7.5



- [ ] Ranking at each section and finish
- .-.- No data available at this section
- NA No data available



Horse/Jockey Name	Jupitus
Final Rank	10
Fastest Section Time (Section)	0:10.98 (1200m)
Top Speed [km/h] (Section)	67.1 (1200m)
Race State	Finished

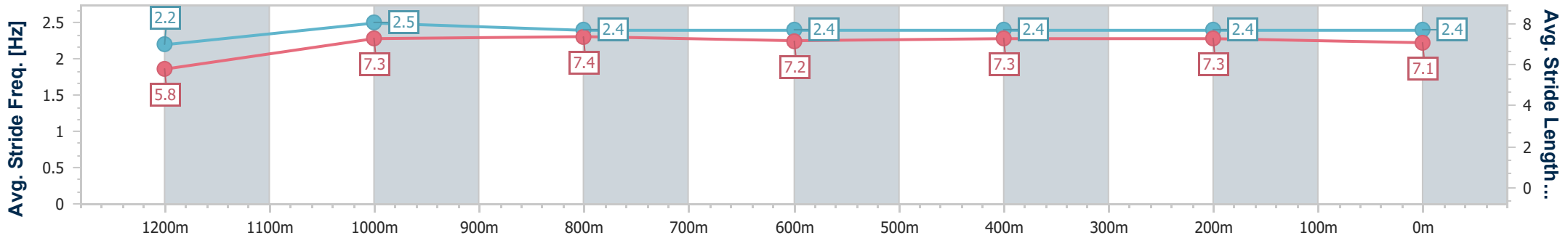
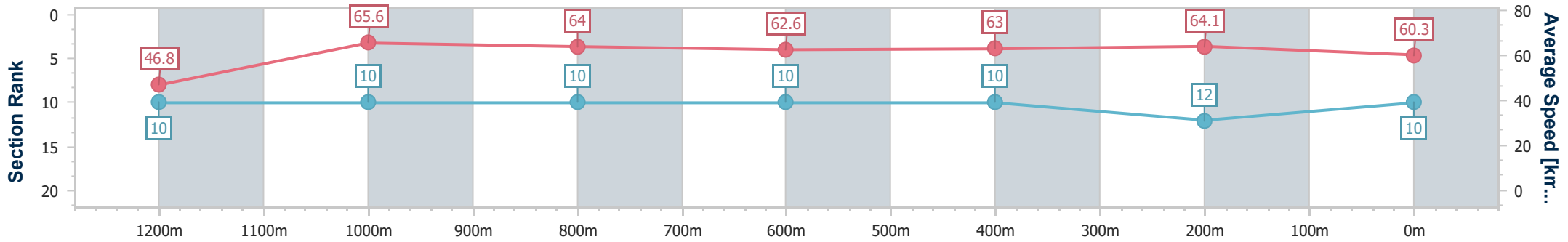


**Doomben QLD Professional**  
**Race 8: PRODIGY PLUS BENCHMARK 78 Handicap - 1350m**  
 31 August 2024 - 16:02  
 Track Rating: Good 4, Weather: Fine, Rail Position: +5m Entire



BRISBANE  
RACING CLUB

Section	Overall	1200m	1000m	800m	600m	400m	200m
Section Times	1:19.86 [10] (0:11.52)	1:08.34 [10] (0:10.98)	0:57.36 [10] (0:11.26)	0:46.10 [10] (0:11.54)	0:34.56 [10] (0:11.46)	0:23.10 [10] (0:11.19)	0:11.91 [12] (0:11.91)
Average Speed [km/h]	46.8	65.6	64.0	62.6	63.0	64.1	60.3
Top Speed [km/h]	63.5	67.1	66.6	64.6	64.5	65.4	63.1
Avg. Dist. to Rail [m]	4.7	0.3	0.6	0.6	0.3	1.6	0.9
Avg. Stride Freq. [Hz]	2.2	2.5	2.4	2.4	2.4	2.4	2.4
Avg. Stride Length [m]	5.8	7.3	7.4	7.2	7.3	7.3	7.1



- [ ] Ranking at each section and finish
- .-.- No data available at this section
- NA No data available





Horse/Jockey Name	Bandit
Final Rank	11
Fastest Section Time (Section)	0:10.94 (1200m)
Top Speed [km/h] (Section)	66.6 (1000m)
Race State	Finished

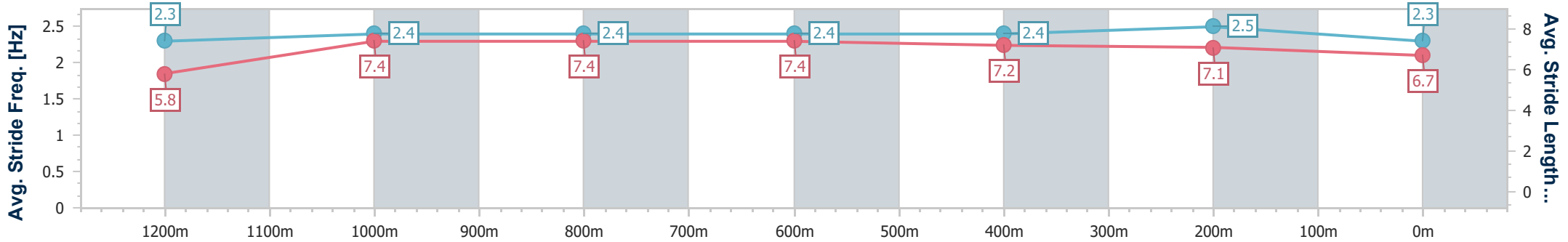
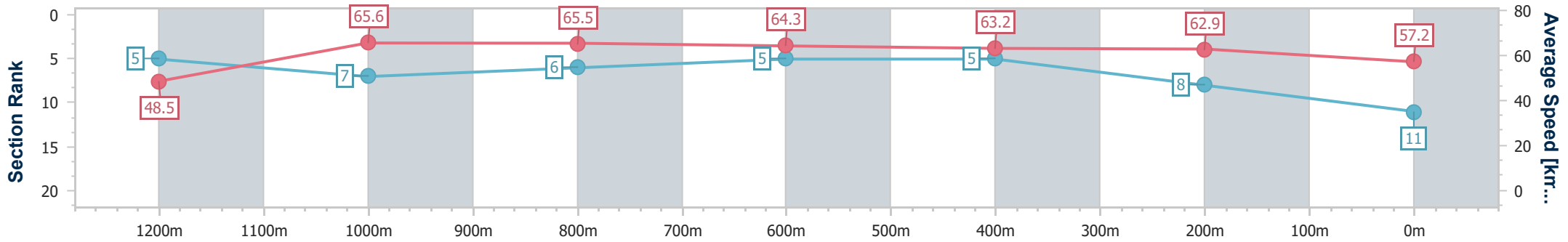


**Doomben QLD Professional**  
**Race 8: PRODIGY PLUS BENCHMARK 78 Handicap - 1350m**  
 31 August 2024 - 16:02  
 Track Rating: Good 4, Weather: Fine, Rail Position: +5m Entire



BRISBANE  
RACING CLUB

Section	Overall	1200m	1000m	800m	600m	400m	200m
Section Times	1:20.32 [11] (0:11.13)	1:09.19 [5] (0:10.94)	0:58.25 [7] (0:11.13)	0:47.12 [6] (0:11.45)	0:35.67 [5] (0:11.54)	0:24.13 [5] (0:11.55)	0:12.58 [8] (0:12.58)
Average Speed [km/h]	48.5	65.6	65.5	64.3	63.2	62.9	57.2
Top Speed [km/h]	64.0	66.5	66.6	65.1	64.4	64.0	62.3
Avg. Dist. to Rail [m]	3.6	2.5	3.3	4.5	2.0	6.4	6.0
Avg. Stride Freq. [Hz]	2.3	2.4	2.4	2.4	2.4	2.5	2.3
Avg. Stride Length [m]	5.8	7.4	7.4	7.4	7.2	7.1	6.7



- [ ] Ranking at each section and finish
- .-.- No data available at this section
- NA No data available



Horse/Jockey Name	Magic In Me
Final Rank	12
Fastest Section Time (Section)	0:10.66 (1200m)
Top Speed [km/h] (Section)	68.9 (1200m)
Race State	Finished

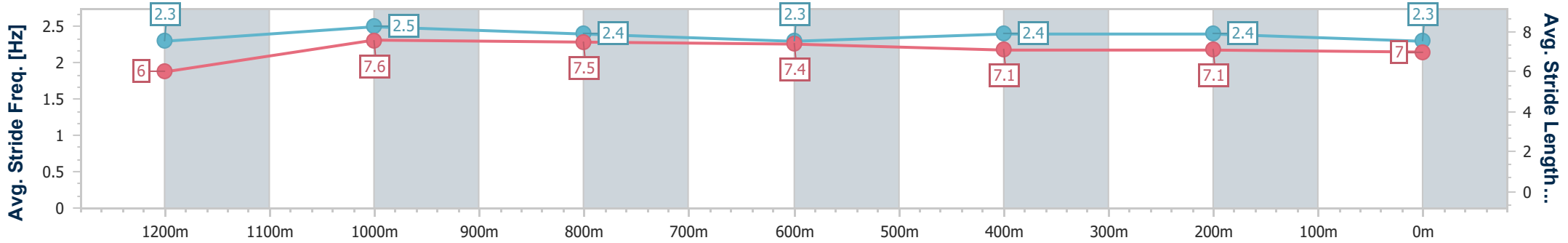
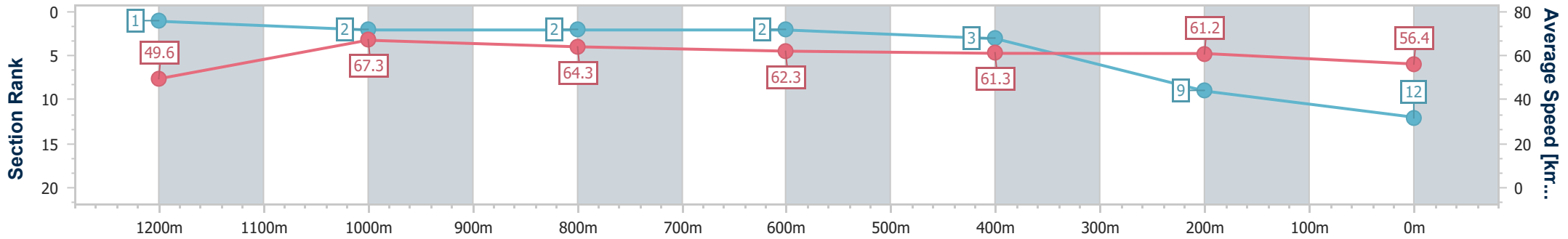


**Doomben QLD Professional**  
**Race 8: PRODIGY PLUS BENCHMARK 78 Handicap - 1350m**  
 31 August 2024 - 16:02  
 Track Rating: Good 4, Weather: Fine, Rail Position: +5m Entire



BRISBANE  
RACING CLUB

Section	Overall	1200m	1000m	800m	600m	400m	200m
Section Times	1:20.61 [12] (0:10.89)	1:09.72 [1] (0:10.66)	0:59.06 [2] (0:11.23)	0:47.83 [2] (0:11.59)	0:36.24 [2] (0:11.71)	0:24.53 [3] (0:11.78)	0:12.75 [9] (0:12.75)
Average Speed [km/h]	49.6	67.3	64.3	62.3	61.3	61.2	56.4
Top Speed [km/h]	66.4	68.9	65.7	63.3	63.3	62.5	60.3
Avg. Dist. to Rail [m]	3.9	1.6	0.9	0.2	0.5	0.8	1.9
Avg. Stride Freq. [Hz]	2.3	2.5	2.4	2.3	2.4	2.4	2.3
Avg. Stride Length [m]	6.0	7.6	7.5	7.4	7.1	7.1	7.0



- [ ] Ranking at each section and finish
- .-.- No data available at this section
- NA No data available



# Doomben QLD Professional

## Race 9: LADBROKES ODDS SURGE OPEN Handicap - 1200m

31 August 2024 - 16:39



BRISBANE  
RACING CLUB

Track Rating: Good 4, Weather: Fine, Rail Position: +5m Entire

Section		Overall	1000m	800m	600m	400m	200m	Last 600m					
Field Times		1:09.18 (0:12.94)	0:56.24 (0:10.48)	0:45.76 (0:10.95)	0:34.81 (0:11.27)	0:23.54 (0:11.35)	0:12.19 (0:12.19)	0:34.81					
Rank	TAB Horse/Jockey	Barrier	Top Speed [km/h]	Fastest Section	Margin						Distance Travelled [m]		
1	8 HOLD ON HONEY Cody Collis	2	70.3 Overall	0:10.48 1000m	1:09.18 [1] (0:12.94)	0:56.24 [1] (0:10.48)	0:45.76 [1] (0:10.95)	0:34.81 [1] (0:11.27)	0:23.54 [1] (0:11.35)	0:12.19 [1] (0:12.19)	1:09.18	0:34.81	
2	12 BRERETON Angela Jones	3	68.9 1000m	0:10.80 1000m	1:09.19 [2] (0:13.20)	0:55.99 [3] (0:10.80)	0:45.19 [4] (0:11.07)	0:34.12 [4] (0:11.08)	0:23.04 [4] (0:11.08)	0:11.96 [3] (0:11.96)	0.08L	0:34.12	-2
3	13 TECTONIC PLATE Tahlia Fenlon	10	69.4 1000m	0:10.80 1000m	1:09.34 [3] (0:13.94)	0:55.40 [13] (0:10.80)	0:44.60 [13] (0:11.04)	0:33.56 [12] (0:11.11)	0:22.45 [13] (0:10.87)	0:11.58 [9] (0:11.58)	0.96L	0:33.56	+5
4	7 HARDWARE LANE Bailey Wheeler	8	69.3 1000m	0:10.74 1000m	1:09.37 [4] (0:13.44)	0:55.93 [7] (0:10.74)	0:45.19 [6] (0:11.00)	0:34.19 [6] (0:11.16)	0:23.03 [7] (0:11.09)	0:11.94 [6] (0:11.94)	1.15L	0:34.19	+6
5	5 SITUATION ROOM Emily Lang	13	69.4 1000m	0:10.70 1000m	1:09.41 [5] (0:13.21)	0:56.20 [4] (0:10.70)	0:45.50 [3] (0:11.11)	0:34.39 [3] (0:11.06)	0:23.33 [3] (0:11.25)	0:12.08 [4] (0:12.08)	1.36L	0:34.39	+10
6	9 GOLDSBOROUGH Nikita Beriman	14	69.0 1000m	0:10.72 1000m	1:09.51 [6] (0:13.59)	0:55.92 [9] (0:10.72)	0:45.20 [8] (0:11.01)	0:34.19 [8] (0:11.15)	0:23.04 [8] (0:11.10)	0:11.94 [7] (0:11.94)	1.99L	0:34.19	+11
7	16 POCKET FULL Robbie Dolan	9	69.5 1000m	0:10.75 1000m	1:09.52 [7] (0:13.77)	0:55.75 [11] (0:10.75)	0:45.00 [11] (0:11.12)	0:33.88 [11] (0:11.13)	0:22.75 [10] (0:10.99)	0:11.76 [10] (0:11.76)	2.05L	0:33.88	+1
8	10 HATCHET Ron Stewart	6	68.9 1000m	0:10.75 1000m	1:09.57 [8] (0:13.67)	0:55.90 [10] (0:10.75)	0:45.15 [10] (0:11.00)	0:34.15 [9] (0:11.11)	0:23.04 [9] (0:11.08)	0:11.96 [8] (0:11.96)	2.3L	0:34.15	-3
9	14 NORTHERN EXPRESS Taylor Marshall	1	69.7 Overall	0:10.70 1000m	1:09.59 [9] (0:13.35)	0:56.24 [5] (0:10.70)	0:45.54 [5] (0:11.06)	0:34.48 [5] (0:11.08)	0:23.40 [5] (0:11.23)	0:12.17 [5] (0:12.17)	2.44L	0:34.48	+1
10	4 ARENTEE Melea Castle	7	70.2 1000m	0:10.59 1000m	1:09.60 [10] (0:13.03)	0:56.57 [2] (0:10.59)	0:45.98 [2] (0:10.95)	0:35.03 [2] (0:11.17)	0:23.86 [2] (0:11.29)	0:12.57 [2] (0:12.57)	2.51L	0:35.03	+0

Scratched: Bubba's Bay (#6), En Pointe (#15), Master Showman (#17), Ned's Gully (#11)

Report Created: Sat 31 August 2024 16:56 GMT+1 (Note: Timing is based on position data)

Page 1/15

[ ] Ranking at each section and finish  
 -:-:- No data available at this section  
 NA No data available

SCN Saddle cloth number  
 DNF Did not finish  
 DNT Did not track

data processed by TRIPLES DATA



# Doomben QLD Professional

## Race 9: LADBROKES ODDS SURGE OPEN Handicap - 1200m

31 August 2024 - 16:39



BRISBANE  
RACING CLUB

Track Rating: Good 4, Weather: Fine, Rail Position: +5m Entire

Section		Overall	1000m	800m	600m	400m	200m	Last 600m					
Field Times		1:09.18 (0:12.94)	0:56.24 (0:10.48)	0:45.76 (0:10.95)	0:34.81 (0:11.27)	0:23.54 (0:11.35)	0:12.19 (0:12.19)	0:34.81					
Rank	TAB Horse/Jockey	Barrier	Top Speed [km/h]	Fastest Section	Margin							Distance Travelled [m]	
11	1 LEGAL ESPRIT Marnu Potgieter	12	68.1 Overall	0:10.88 1000m	1:09.64 [11] (0:13.53)	0:56.11 [8] (0:10.88)	0:45.23 [9] (0:11.11)	0:34.12 [10] (0:11.29)	0:22.83 [11] (0:11.04)	0:11.79 [11] (0:11.79)	2.74L	0:34.12	+5
12	3 IRISH SONGS Michael Rodd	11	70.7 1000m	0:10.83 1000m	1:10.20 [12] (0:13.88)	0:56.32 [12] (0:10.83)	0:45.49 [12] (0:11.14)	0:34.35 [13] (0:10.97)	0:23.38 [12] (0:11.13)	0:12.25 [12] (0:12.25)	6L	0:34.35	+6
13	2 BACCHANALIA James Orman	4	69.6 1000m	0:10.78 1000m	1:12.72 [13] (0:13.41)	0:59.31 [6] (0:10.78)	0:48.53 [7] (0:11.05)	0:37.48 [7] (0:11.04)	0:26.44 [6] (0:11.81)	0:14.63 [13] (0:14.63)	20.82L	0:37.48	+2

Scratched: Bubba's Bay (#6), En Pointe (#15), Master Showman (#17), Ned's Gully (#11)



Horse/Jockey Name	Hold On Honey
Final Rank	1
Fastest Section Time (Section)	0:10.48 (1000m)
Top Speed [km/h] (Section)	70.3 (Overall)
Race State	Finished

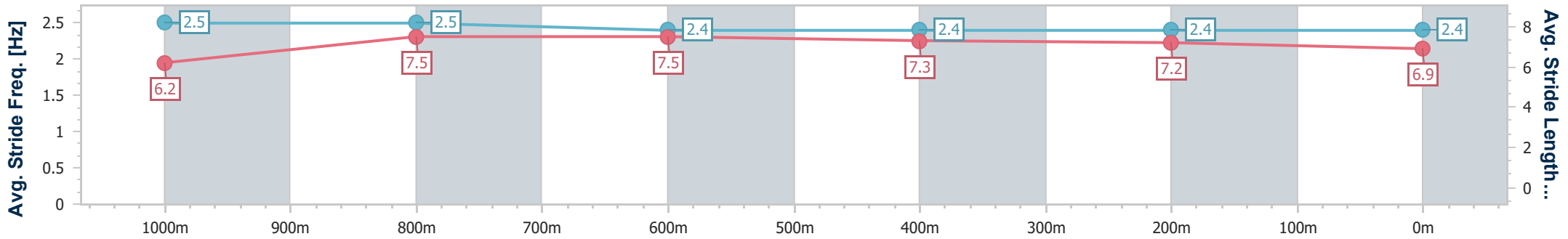
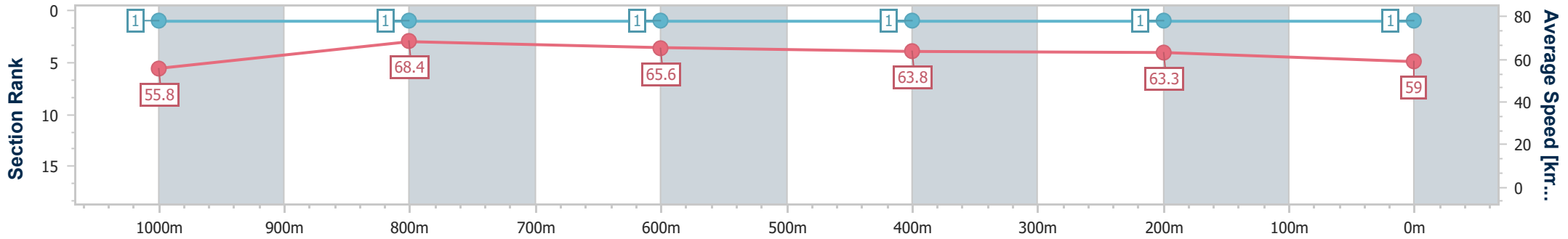


**Doomben QLD Professional**  
**Race 9: LADBROKES ODDS SURGE OPEN Handicap - 1200m**  
 31 August 2024 - 16:39  
 Track Rating: Good 4, Weather: Fine, Rail Position: +5m Entire



**BRISBANE**  
 RACING CLUB

Section	Overall	1000m	800m	600m	400m	200m
Section Times	1:09.18 [1] (0:12.94)	0:56.24 [1] (0:10.48)	0:45.76 [1] (0:10.95)	0:34.81 [1] (0:11.27)	0:23.54 [1] (0:11.35)	0:12.19 [1] (0:12.19)
Average Speed [km/h]	55.8	68.4	65.6	63.8	63.3	59.0
Top Speed [km/h]	70.3	70.3	67.6	65.6	64.7	62.1
Avg. Dist. to Rail [m]	1.1	0.4	0.6	0.7	1.3	1.8
Avg. Stride Freq. [Hz]	2.5	2.5	2.4	2.4	2.4	2.4
Avg. Stride Length [m]	6.2	7.5	7.5	7.3	7.2	6.9



- [ ] Ranking at each section and finish
- .-.- No data available at this section
- NA No data available



Horse/Jockey Name	Brereton
Final Rank	2
Fastest Section Time (Section)	0:10.80 (1000m)
Top Speed [km/h] (Section)	68.9 (1000m)
Race State	Finished

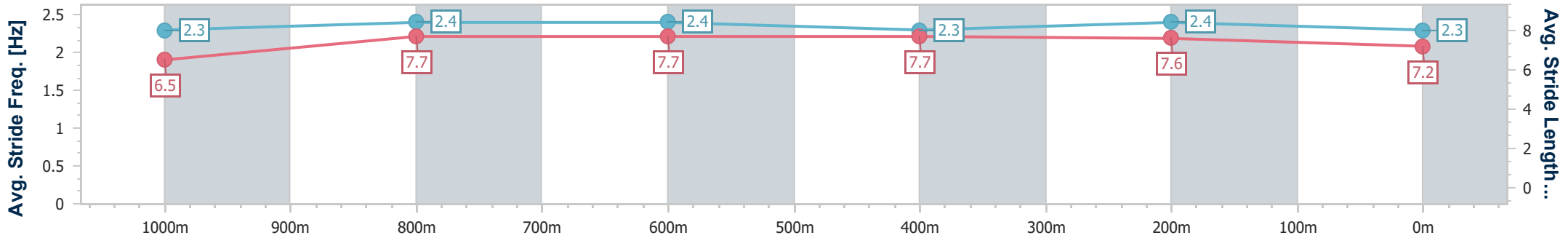
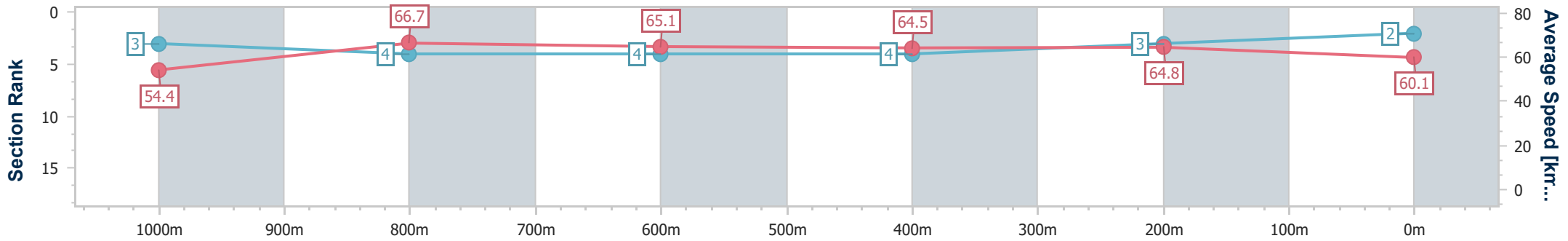


**Doomben QLD Professional**  
**Race 9: LADBROKES ODDS SURGE OPEN Handicap - 1200m**  
 31 August 2024 - 16:39  
 Track Rating: Good 4, Weather: Fine, Rail Position: +5m Entire



**BRISBANE**  
 RACING CLUB

Section	Overall	1000m	800m	600m	400m	200m
Section Times	1:09.19 [2] (0:13.20)	0:55.99 [3] (0:10.80)	0:45.19 [4] (0:11.07)	0:34.12 [4] (0:11.08)	0:23.04 [4] (0:11.08)	0:11.96 [3] (0:11.96)
Average Speed [km/h]	54.4	66.7	65.1	64.5	64.8	60.1
Top Speed [km/h]	68.5	68.9	66.6	66.1	65.7	63.1
Avg. Dist. to Rail [m]	2.1	0.9	0.6	1.5	1.0	0.7
Avg. Stride Freq. [Hz]	2.3	2.4	2.4	2.3	2.4	2.3
Avg. Stride Length [m]	6.5	7.7	7.7	7.7	7.6	7.2



- [ ] Ranking at each section and finish
- .-.- No data available at this section
- NA No data available



Horse/Jockey Name	Tectonic Plate
Final Rank	3
Fastest Section Time (Section)	0:10.80 (1000m)
Top Speed [km/h] (Section)	69.4 (1000m)
Race State	Finished

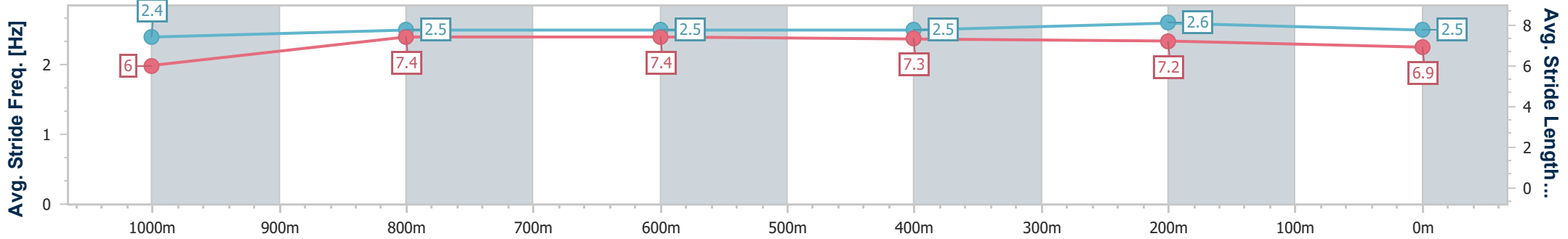
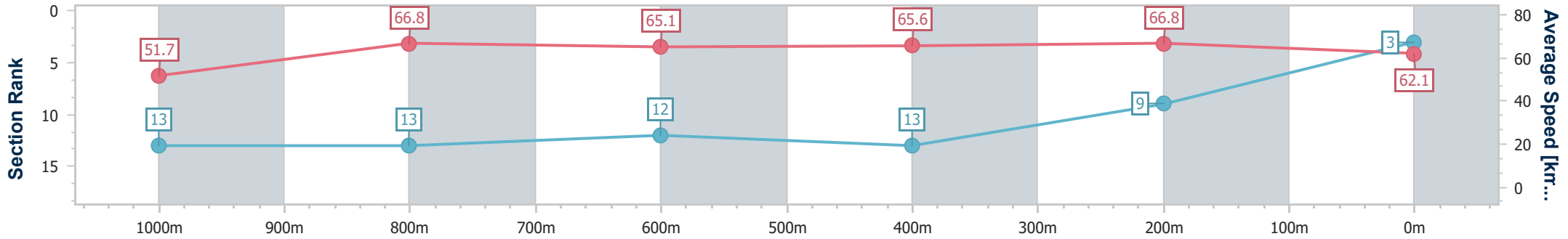


**Doomben QLD Professional**  
**Race 9: LADBROKES ODDS SURGE OPEN Handicap - 1200m**  
 31 August 2024 - 16:39  
 Track Rating: Good 4, Weather: Fine, Rail Position: +5m Entire



**BRISBANE**  
RACING CLUB

Section	Overall	1000m	800m	600m	400m	200m
Section Times	1:09.34 [3] (0:13.94)	0:55.40 [13] (0:10.80)	0:44.60 [13] (0:11.04)	0:33.56 [12] (0:11.11)	0:22.45 [13] (0:10.87)	0:11.58 [9] (0:11.58)
Average Speed [km/h]	51.7	66.8	65.1	65.6	66.8	62.1
Top Speed [km/h]	68.0	69.4	68.3	67.5	68.0	65.9
Avg. Dist. to Rail [m]	4.4	0.2	1.1	2.0	4.7	7.6
Avg. Stride Freq. [Hz]	2.4	2.5	2.5	2.5	2.6	2.5
Avg. Stride Length [m]	6.0	7.4	7.4	7.3	7.2	6.9



- [ ] Ranking at each section and finish
- .-.- No data available at this section
- NA No data available



Horse/Jockey Name	Hardware Lane
Final Rank	4
Fastest Section Time (Section)	0:10.74 (1000m)
Top Speed [km/h] (Section)	69.3 (1000m)
Race State	Finished

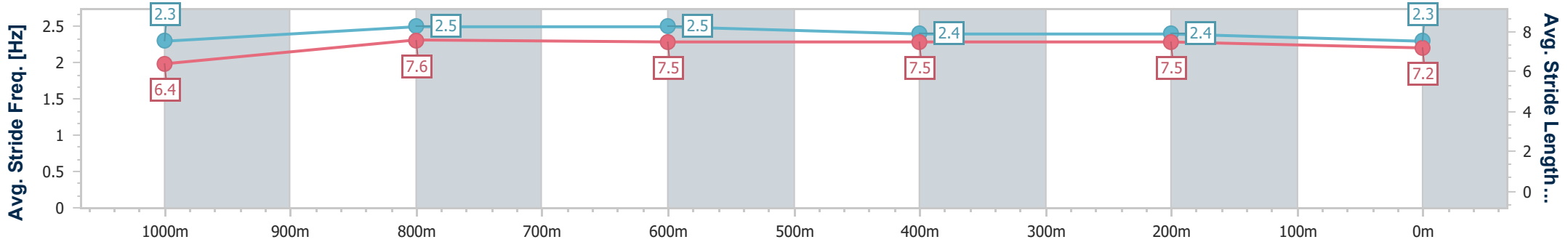
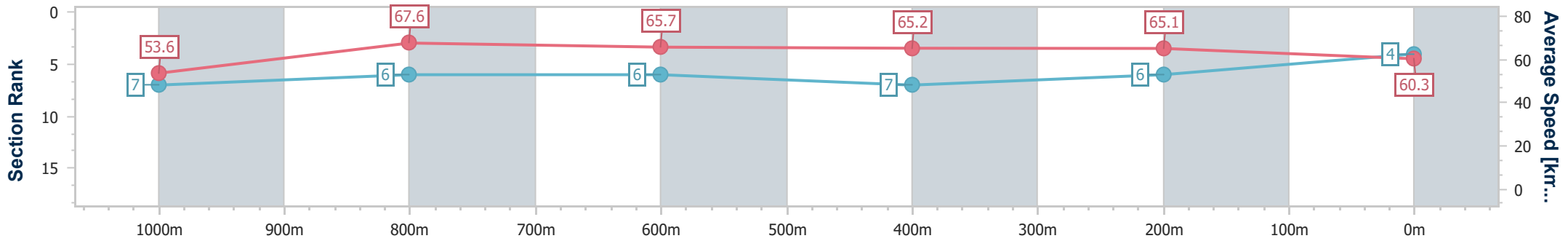


**Doomben QLD Professional**  
**Race 9: LADBROKES ODDS SURGE OPEN Handicap - 1200m**  
 31 August 2024 - 16:39  
 Track Rating: Good 4, Weather: Fine, Rail Position: +5m Entire



BRISBANE  
RACING CLUB

Section	Overall	1000m	800m	600m	400m	200m
Section Times	1:09.37 [4] (0:13.44)	0:55.93 [7] (0:10.74)	0:45.19 [6] (0:11.00)	0:34.19 [6] (0:11.16)	0:23.03 [7] (0:11.09)	0:11.94 [6] (0:11.94)
Average Speed [km/h]	53.6	67.6	65.7	65.2	65.1	60.3
Top Speed [km/h]	67.3	69.3	67.1	66.0	65.8	64.0
Avg. Dist. to Rail [m]	5.0	2.0	1.7	1.6	2.5	4.5
Avg. Stride Freq. [Hz]	2.3	2.5	2.5	2.4	2.4	2.3
Avg. Stride Length [m]	6.4	7.6	7.5	7.5	7.5	7.2



- [ ] Ranking at each section and finish
- .-.- No data available at this section
- NA No data available





Horse/Jockey Name	Situation Room
Final Rank	5
Fastest Section Time (Section)	0:10.70 (1000m)
Top Speed [km/h] (Section)	69.4 (1000m)
Race State	Finished

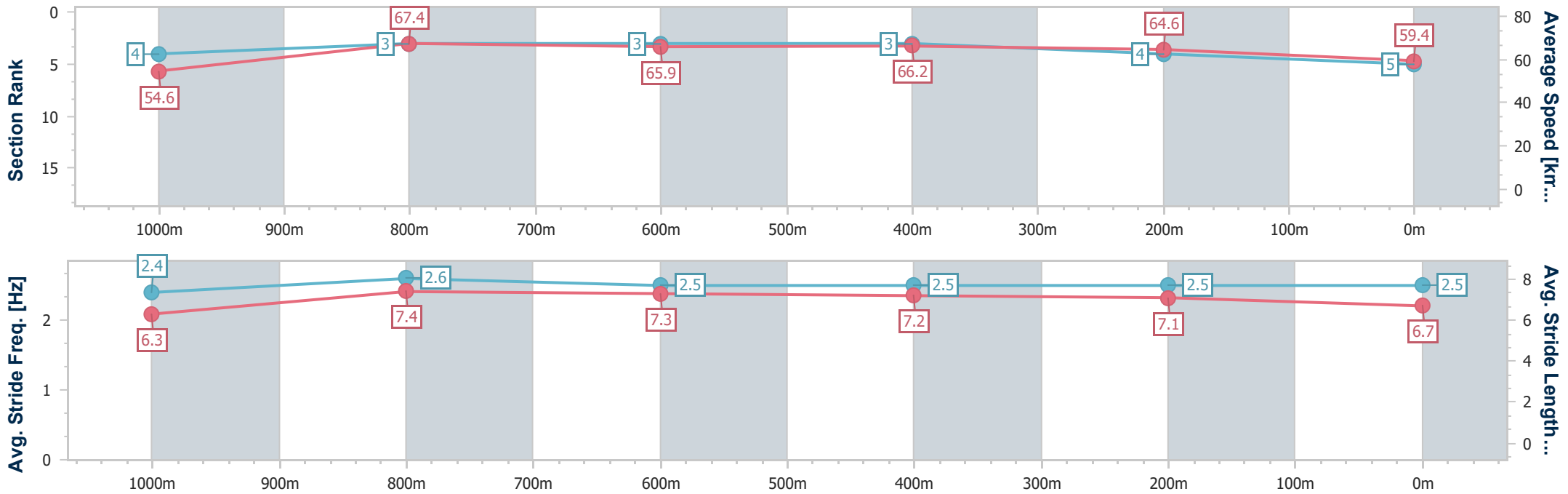


**Doomben QLD Professional**  
**Race 9: LADBROKES ODDS SURGE OPEN Handicap - 1200m**  
 31 August 2024 - 16:39  
 Track Rating: Good 4, Weather: Fine, Rail Position: +5m Entire



**BRISBANE**  
 RACING CLUB

Section	Overall	1000m	800m	600m	400m	200m
Section Times	1:09.41 [5] (0:13.21)	0:56.20 [4] (0:10.70)	0:45.50 [3] (0:11.11)	0:34.39 [3] (0:11.06)	0:23.33 [3] (0:11.25)	0:12.08 [4] (0:12.08)
Average Speed [km/h]	54.6	67.4	65.9	66.2	64.6	59.4
Top Speed [km/h]	68.3	69.4	67.4	67.8	66.0	63.2
Avg. Dist. to Rail [m]	7.9	1.8	3.4	3.7	3.6	4.3
Avg. Stride Freq. [Hz]	2.4	2.6	2.5	2.5	2.5	2.5
Avg. Stride Length [m]	6.3	7.4	7.3	7.2	7.1	6.7



- [ ] Ranking at each section and finish
- .-.- No data available at this section
- NA No data available



Horse/Jockey Name	Goldsborough
Final Rank	6
Fastest Section Time (Section)	0:10.72 (1000m)
Top Speed [km/h] (Section)	69.0 (1000m)
Race State	Finished

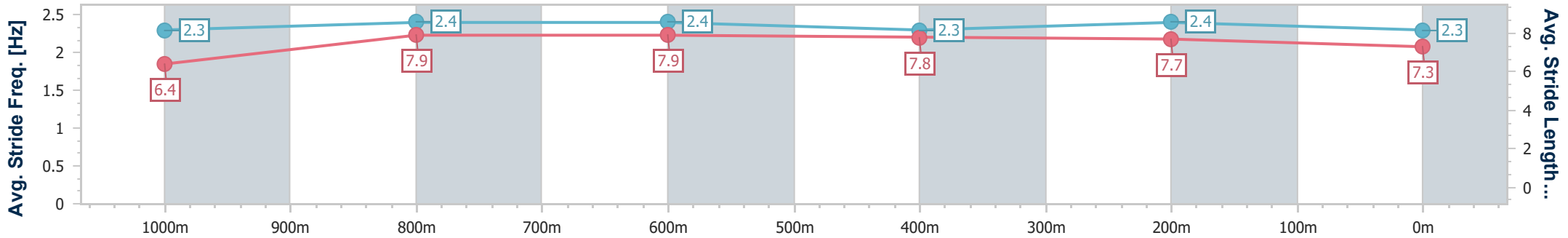
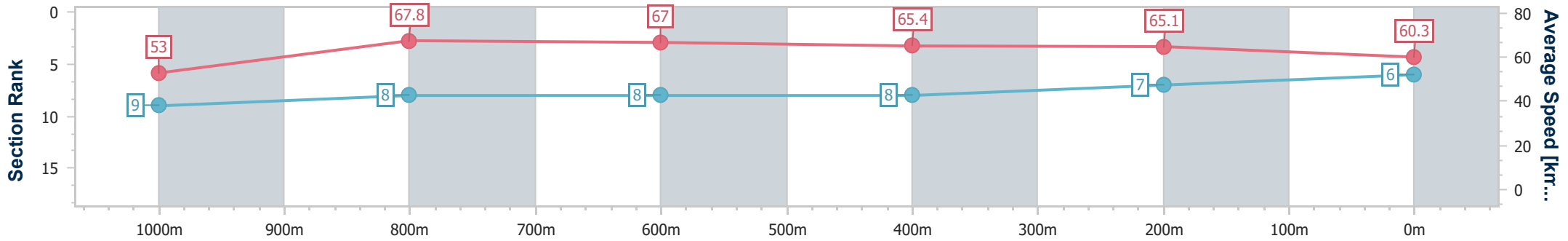


**Doomben QLD Professional**  
**Race 9: LADBROKES ODDS SURGE OPEN Handicap - 1200m**  
 31 August 2024 - 16:39  
 Track Rating: Good 4, Weather: Fine, Rail Position: +5m Entire



BRISBANE  
RACING CLUB

Section	Overall	1000m	800m	600m	400m	200m
Section Times	1:09.51 [6] (0:13.59)	0:55.92 [9] (0:10.72)	0:45.20 [8] (0:11.01)	0:34.19 [8] (0:11.15)	0:23.04 [8] (0:11.10)	0:11.94 [7] (0:11.94)
Average Speed [km/h]	53.0	67.8	67.0	65.4	65.1	60.3
Top Speed [km/h]	66.5	69.0	69.0	66.6	65.8	64.4
Avg. Dist. to Rail [m]	8.7	4.1	4.3	2.3	3.4	5.2
Avg. Stride Freq. [Hz]	2.3	2.4	2.4	2.3	2.4	2.3
Avg. Stride Length [m]	6.4	7.9	7.9	7.8	7.7	7.3



- [ ] Ranking at each section and finish
- .-.-.- No data available at this section
- NA No data available



Horse/Jockey Name	Pocket Full
Final Rank	7
Fastest Section Time (Section)	0:10.75 (1000m)
Top Speed [km/h] (Section)	69.5 (1000m)
Race State	Finished

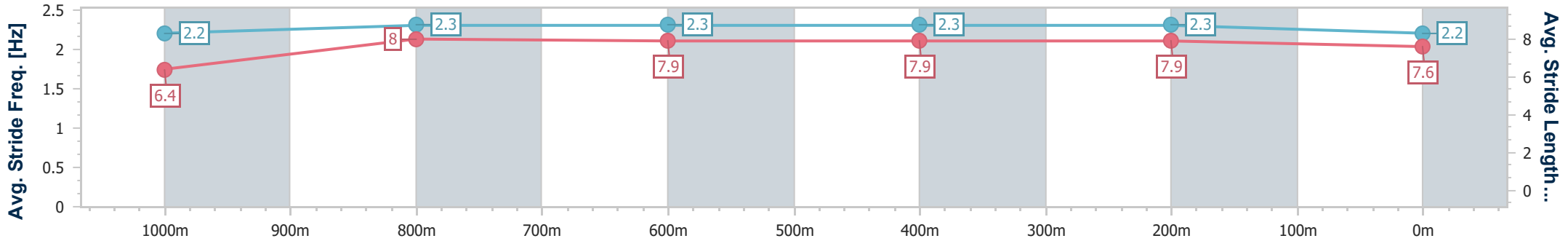
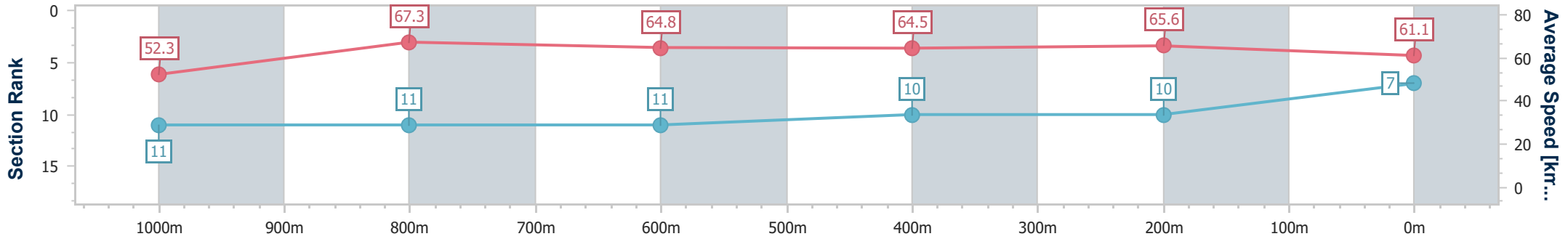


**Doomben QLD Professional**  
**Race 9: LADBROKES ODDS SURGE OPEN Handicap - 1200m**  
 31 August 2024 - 16:39  
 Track Rating: Good 4, Weather: Fine, Rail Position: +5m Entire



**BRISBANE**  
 RACING CLUB

Section	Overall	1000m	800m	600m	400m	200m
Section Times	1:09.52 [7] (0:13.77)	0:55.75 [11] (0:10.75)	0:45.00 [11] (0:11.12)	0:33.88 [11] (0:11.13)	0:22.75 [10] (0:10.99)	0:11.76 [10] (0:11.76)
Average Speed [km/h]	52.3	67.3	64.8	64.5	65.6	61.1
Top Speed [km/h]	68.0	69.5	66.6	65.6	66.1	64.9
Avg. Dist. to Rail [m]	5.1	1.3	0.2	0.4	2.4	4.1
Avg. Stride Freq. [Hz]	2.2	2.3	2.3	2.3	2.3	2.2
Avg. Stride Length [m]	6.4	8.0	7.9	7.9	7.9	7.6



- [ ] Ranking at each section and finish
- .-.- No data available at this section
- NA No data available



Horse/Jockey Name	Hatchet
Final Rank	8
Fastest Section Time (Section)	0:10.75 (1000m)
Top Speed [km/h] (Section)	68.9 (1000m)
Race State	Finished

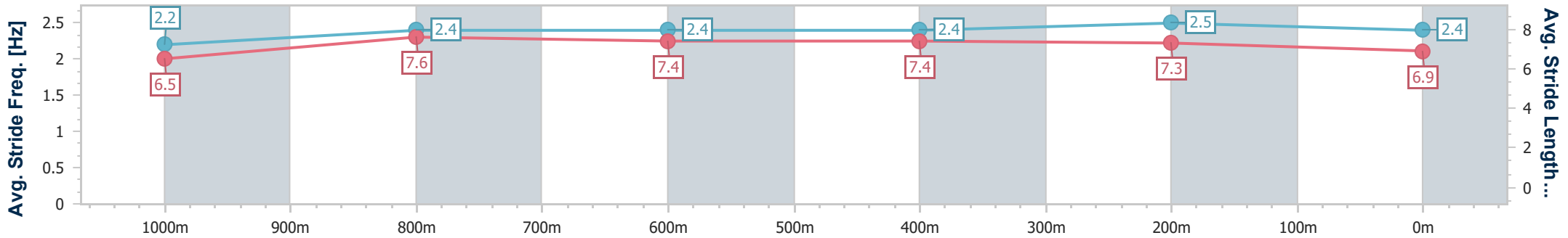
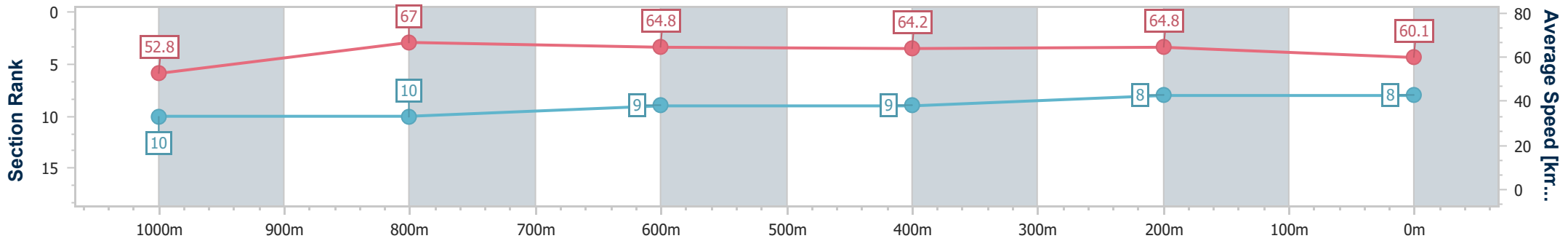


**Doomben QLD Professional**  
**Race 9: LADBROKES ODDS SURGE OPEN Handicap - 1200m**  
 31 August 2024 - 16:39  
 Track Rating: Good 4, Weather: Fine, Rail Position: +5m Entire



**BRISBANE**  
RACING CLUB

Section	Overall	1000m	800m	600m	400m	200m
Section Times	1:09.57 [8] (0:13.67)	0:55.90 [10] (0:10.75)	0:45.15 [10] (0:11.00)	0:34.15 [9] (0:11.11)	0:23.04 [9] (0:11.08)	0:11.96 [8] (0:11.96)
Average Speed [km/h]	52.8	67.0	64.8	64.2	64.8	60.1
Top Speed [km/h]	67.1	68.9	65.8	65.3	65.8	64.3
Avg. Dist. to Rail [m]	3.0	0.4	1.3	1.7	1.2	1.5
Avg. Stride Freq. [Hz]	2.2	2.4	2.4	2.4	2.5	2.4
Avg. Stride Length [m]	6.5	7.6	7.4	7.4	7.3	6.9



- [ ] Ranking at each section and finish
- .-.- No data available at this section
- NA No data available



Horse/Jockey Name	Northern Express
Final Rank	9
Fastest Section Time (Section)	0:10.70 (1000m)
Top Speed [km/h] (Section)	69.7 (Overall)
Race State	Finished

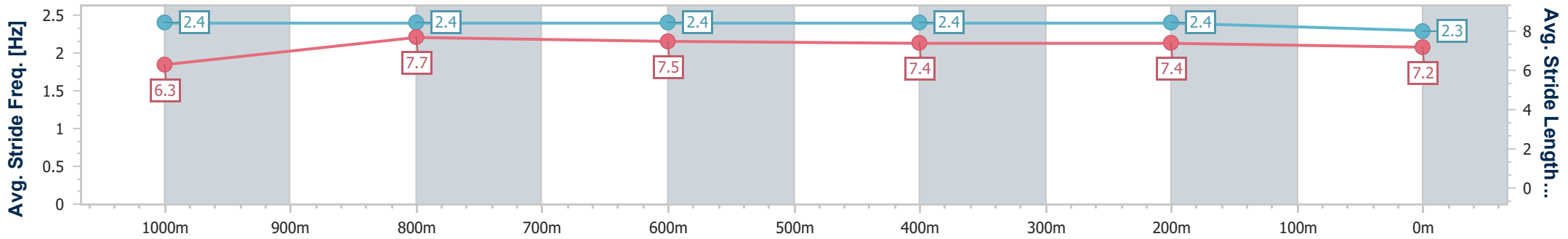
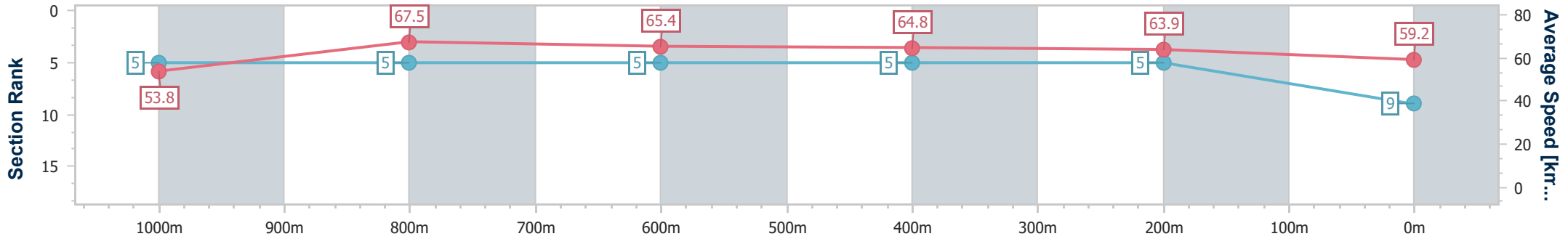


**Doomben QLD Professional**  
**Race 9: LADBROKES ODDS SURGE OPEN Handicap - 1200m**  
 31 August 2024 - 16:39  
 Track Rating: Good 4, Weather: Fine, Rail Position: +5m Entire



BRISBANE  
RACING CLUB

Section	Overall	1000m	800m	600m	400m	200m
Section Times	1:09.59 [9] (0:13.35)	0:56.24 [5] (0:10.70)	0:45.54 [5] (0:11.06)	0:34.48 [5] (0:11.08)	0:23.40 [5] (0:11.23)	0:12.17 [5] (0:12.17)
Average Speed [km/h]	53.8	67.5	65.4	64.8	63.9	59.2
Top Speed [km/h]	69.7	69.4	67.2	65.7	65.4	62.5
Avg. Dist. to Rail [m]	0.8	0.4	0.5	0.6	0.9	0.3
Avg. Stride Freq. [Hz]	2.4	2.4	2.4	2.4	2.4	2.3
Avg. Stride Length [m]	6.3	7.7	7.5	7.4	7.4	7.2



- [ ] Ranking at each section and finish
- .-.- No data available at this section
- NA No data available



Horse/Jockey Name	Arentee
Final Rank	10
Fastest Section Time (Section)	0:10.59 (1000m)
Top Speed [km/h] (Section)	70.2 (1000m)
Race State	Finished

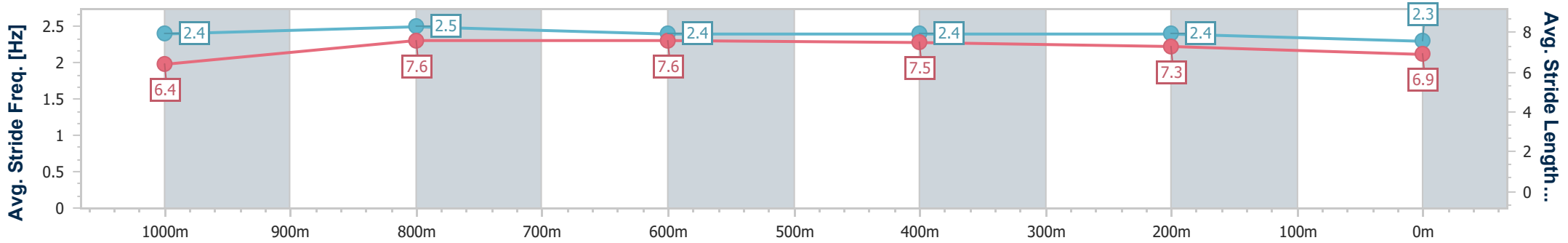
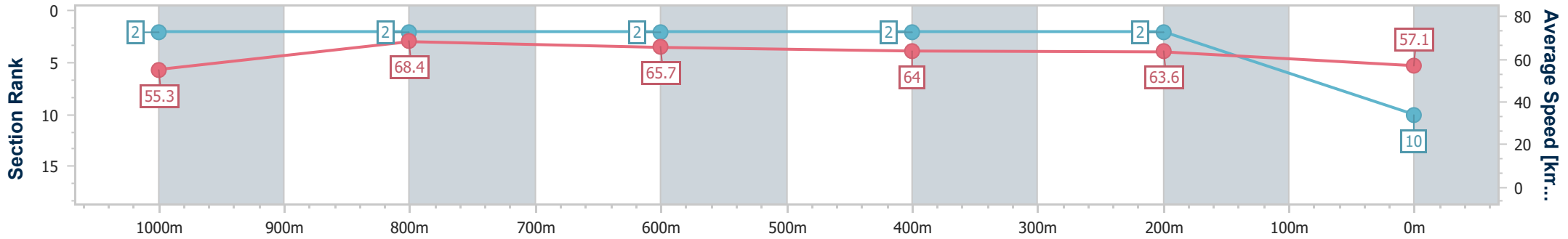


**Doomben QLD Professional**  
**Race 9: LADBROKES ODDS SURGE OPEN Handicap - 1200m**  
 31 August 2024 - 16:39  
 Track Rating: Good 4, Weather: Fine, Rail Position: +5m Entire



**BRISBANE**  
RACING CLUB

Section	Overall	1000m	800m	600m	400m	200m
Section Times	1:09.60 [10] (0:13.03)	0:56.57 [2] (0:10.59)	0:45.98 [2] (0:10.95)	0:35.03 [2] (0:11.17)	0:23.86 [2] (0:11.29)	0:12.57 [2] (0:12.57)
Average Speed [km/h]	55.3	68.4	65.7	64.0	63.6	57.1
Top Speed [km/h]	69.8	70.2	67.6	65.9	64.8	61.7
Avg. Dist. to Rail [m]	3.8	1.6	0.3	1.1	1.2	1.4
Avg. Stride Freq. [Hz]	2.4	2.5	2.4	2.4	2.4	2.3
Avg. Stride Length [m]	6.4	7.6	7.6	7.5	7.3	6.9



- [ ] Ranking at each section and finish
- .-.-.- No data available at this section
- NA No data available



Horse/Jockey Name	Legal Esprit
Final Rank	11
Fastest Section Time (Section)	0:10.88 (1000m)
Top Speed [km/h] (Section)	68.1 (Overall)
Race State	Finished

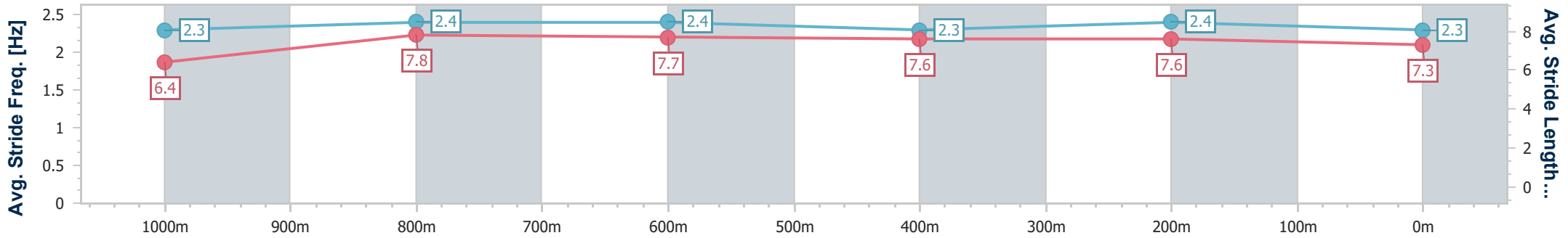
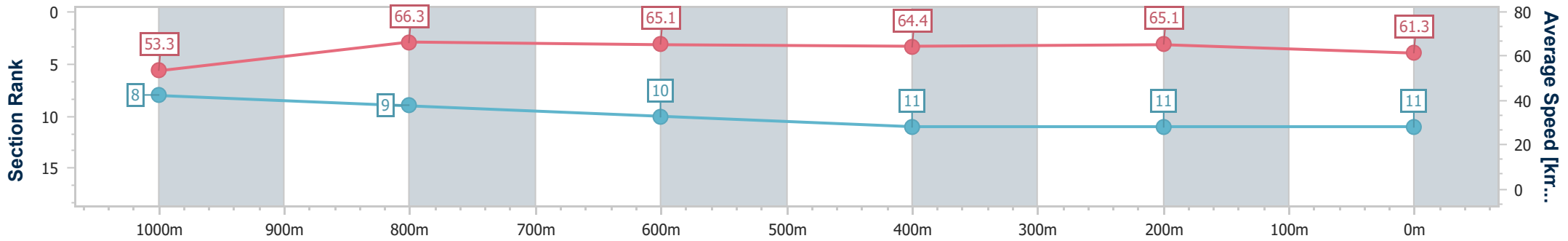


**Doomben QLD Professional**  
**Race 9: LADBROKES ODDS SURGE OPEN Handicap - 1200m**  
 31 August 2024 - 16:39  
 Track Rating: Good 4, Weather: Fine, Rail Position: +5m Entire



**BRISBANE**  
RACING CLUB

Section	Overall	1000m	800m	600m	400m	200m
Section Times	1:09.64 [11] (0:13.53)	0:56.11 [8] (0:10.88)	0:45.23 [9] (0:11.11)	0:34.12 [10] (0:11.29)	0:22.83 [11] (0:11.04)	0:11.79 [11] (0:11.79)
Average Speed [km/h]	53.3	66.3	65.1	64.4	65.1	61.3
Top Speed [km/h]	68.1	67.6	67.1	65.4	66.6	63.9
Avg. Dist. to Rail [m]	6.5	1.6	0.9	1.1	3.0	6.1
Avg. Stride Freq. [Hz]	2.3	2.4	2.4	2.3	2.4	2.3
Avg. Stride Length [m]	6.4	7.8	7.7	7.6	7.6	7.3



- [ ] Ranking at each section and finish
- .-.- No data available at this section
- NA No data available



Horse/Jockey Name	Irish Songs
Final Rank	12
Fastest Section Time (Section)	0:10.83 (1000m)
Top Speed [km/h] (Section)	70.7 (1000m)
Race State	Finished

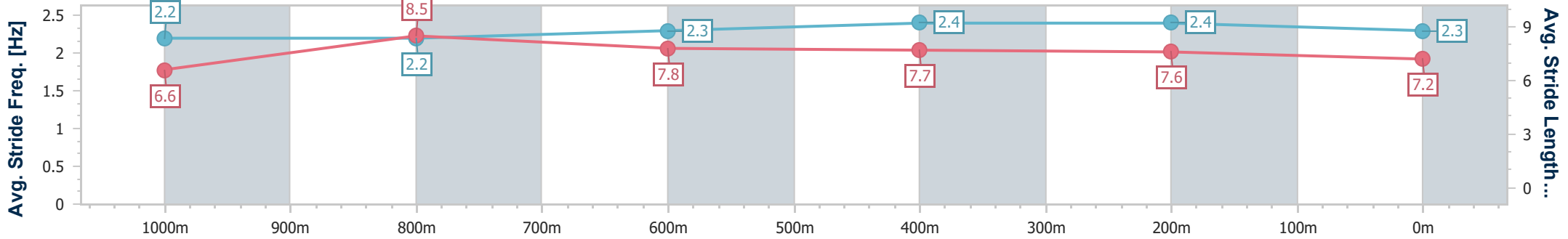
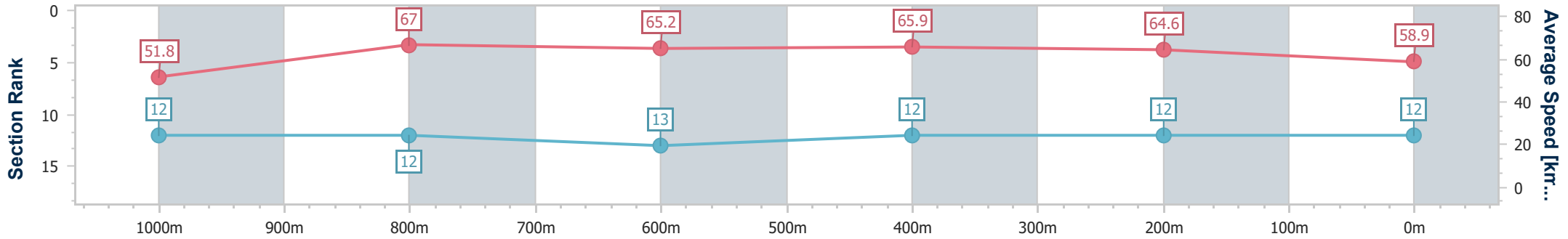


**Doomben QLD Professional**  
**Race 9: LADBROKES ODDS SURGE OPEN Handicap - 1200m**  
 31 August 2024 - 16:39  
 Track Rating: Good 4, Weather: Fine, Rail Position: +5m Entire



**BRISBANE**  
RACING CLUB

Section	Overall	1000m	800m	600m	400m	200m
Section Times	1:10.20 [12] (0:13.88)	0:56.32 [12] (0:10.83)	0:45.49 [12] (0:11.14)	0:34.35 [13] (0:10.97)	0:23.38 [12] (0:11.13)	0:12.25 [12] (0:12.25)
Average Speed [km/h]	51.8	67.0	65.2	65.9	64.6	58.9
Top Speed [km/h]	66.6	70.7	66.9	67.5	67.5	62.2
Avg. Dist. to Rail [m]	6.0	3.1	1.1	0.7	4.1	7.8
Avg. Stride Freq. [Hz]	2.2	2.2	2.3	2.4	2.4	2.3
Avg. Stride Length [m]	6.6	8.5	7.8	7.7	7.6	7.2



- [ ] Ranking at each section and finish
- .-.- No data available at this section
- NA No data available





Horse/Jockey Name	Bacchanalia
Final Rank	13
Fastest Section Time (Section)	0:10.78 (1000m)
Top Speed [km/h] (Section)	69.6 (1000m)
Race State	Finished

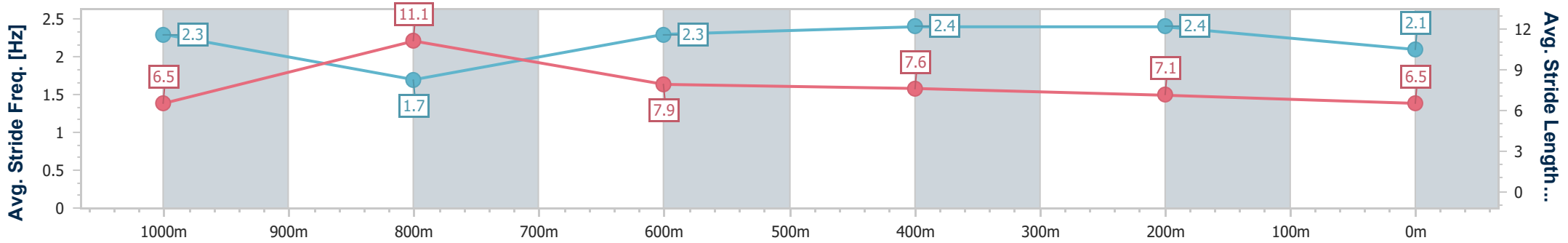
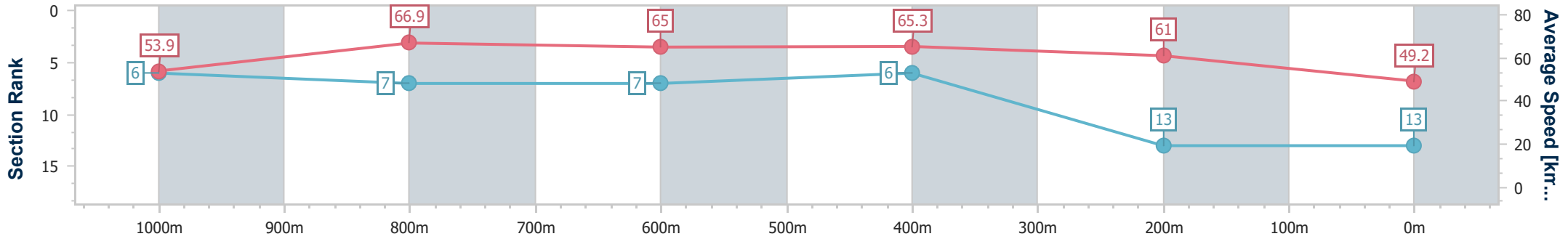


**Doomben QLD Professional**  
**Race 9: LADBROKES ODDS SURGE OPEN Handicap - 1200m**  
 31 August 2024 - 16:39  
 Track Rating: Good 4, Weather: Fine, Rail Position: +5m Entire



**BRISBANE**  
RACING CLUB

Section	Overall	1000m	800m	600m	400m	200m
Section Times	1:12.72 [13] (0:13.41)	0:59.31 [6] (0:10.78)	0:48.53 [7] (0:11.05)	0:37.48 [7] (0:11.04)	0:26.44 [6] (0:11.81)	0:14.63 [13] (0:14.63)
Average Speed [km/h]	53.9	66.9	65.0	65.3	61.0	49.2
Top Speed [km/h]	69.5	69.6	66.8	66.3	63.4	57.2
Avg. Dist. to Rail [m]	2.6	1.2	0.2	0.4	2.0	3.1
Avg. Stride Freq. [Hz]	2.3	1.7	2.3	2.4	2.4	2.1
Avg. Stride Length [m]	6.5	11.1	7.9	7.6	7.1	6.5



- [ ] Ranking at each section and finish
- .-.- No data available at this section
- NA No data available