



Aquis Park Gold Coast Poly QLD Professional

Race 2: LIFEFLIGHT LOTTERIES BENCHMARK 62 Handicap - 1200m

31 August 2024 - 13:20



Track Rating: Synthetic, Weather: Fine, Rail Position: True

Section		Overall	1000m	800m	600m	400m	200m	Last 600m					
Field Times		1:09.01 (0:12.08)	0:56.93 (0:10.50)	0:46.43 (0:11.18)	0:35.25 (0:11.20)	0:24.05 (0:11.69)	0:12.36 (0:12.36)	0:35.25					
Rank	TAB Horse/Jockey	Barrier	Top Speed [km/h]	Fastest Section	Margin								Distance Travelled [m]
1	6 GERRYMANDER Casey Waddell	7	70.0 1000m	0:10.56 1000m	1:09.01 [1] (0:12.17)	0:56.84 [2] (0:10.56)	0:46.28 [2] (0:11.11)	0:35.17 [2] (0:11.12)	0:24.05 [1] (0:11.69)	0:12.36 [1] (0:12.36)	1:09.01	0:35.17	
2	3 NEOCLASSICISM Dan McGillivray	6	69.9 Overall	0:10.53 1000m	1:09.11 [2] (0:12.30)	0:56.81 [3] (0:10.53)	0:46.28 [3] (0:11.14)	0:35.14 [4] (0:11.36)	0:23.78 [6] (0:11.54)	0:12.24 [4] (0:12.24)	0.5L	0:35.14	+0
3	4 GHOST HUNTER Ryan Wiggins	5	70.1 1000m	0:10.50 1000m	1:09.24 [3] (0:12.08)	0:57.16 [1] (0:10.50)	0:46.66 [1] (0:11.18)	0:35.48 [1] (0:11.21)	0:24.27 [2] (0:11.73)	0:12.54 [2] (0:12.54)	1L	0:35.48	-2
4	2 AHEADOFHISTIME Jace McMurray	4	69.9 1000m	0:10.55 1000m	1:09.24 [4] (0:12.59)	0:56.65 [6] (0:10.55)	0:46.10 [6] (0:11.01)	0:35.09 [6] (0:11.03)	0:24.06 [5] (0:11.70)	0:12.36 [5] (0:12.36)	1.1L	0:35.09	-1
5	5 COUNT NICHOLAS Paul Hammersley	3	70.8 1000m	0:10.54 1000m	1:09.56 [5] (0:12.41)	0:57.15 [4] (0:10.54)	0:46.61 [5] (0:11.05)	0:35.56 [5] (0:11.17)	0:24.39 [4] (0:11.75)	0:12.64 [6] (0:12.64)	2.9L	0:35.56	-4
6	1 I AM VODOO Corey Sutherland	2	69.6 1000m	0:10.44 1000m	1:09.67 [6] (0:12.43)	0:57.24 [5] (0:10.44)	0:46.80 [4] (0:11.06)	0:35.74 [3] (0:11.15)	0:24.59 [3] (0:11.68)	0:12.91 [3] (0:12.91)	3.4L	0:35.74	-7
7	7 MARLEEDOONE Michael Cahill	1	68.6 1000m	0:10.69 1000m	1:10.21 [7] (0:12.72)	0:57.49 [7] (0:10.69)	0:46.80 [7] (0:11.04)	0:35.76 [7] (0:11.23)	0:24.53 [7] (0:11.67)	0:12.86 [7] (0:12.86)	6.4L	0:35.76	-2

[] Ranking at each section and finish
 -:-:- No data available at this section
 NA No data available

SCN Saddle cloth number
 DNF Did not finish
 DNT Did not track



Horse/Jockey Name	Gerrymander
Final Rank	1
Fastest Section Time (Section)	0:10.56 (1000m)
Top Speed [km/h] (Section)	70.0 (1000m)
Race State	Finished



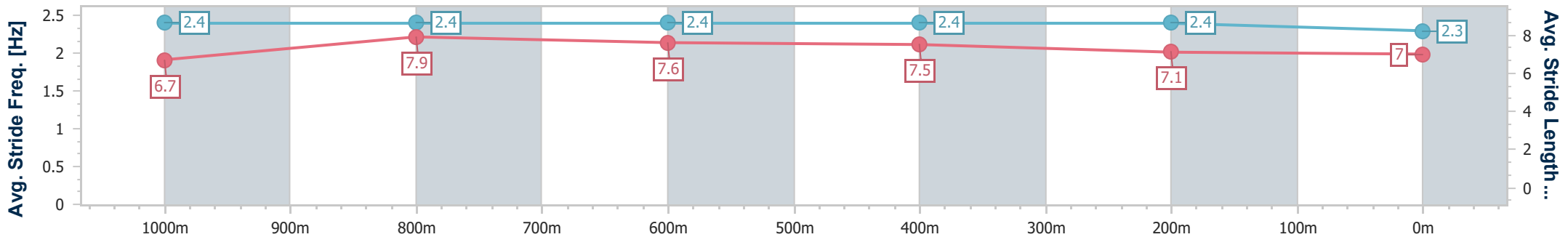
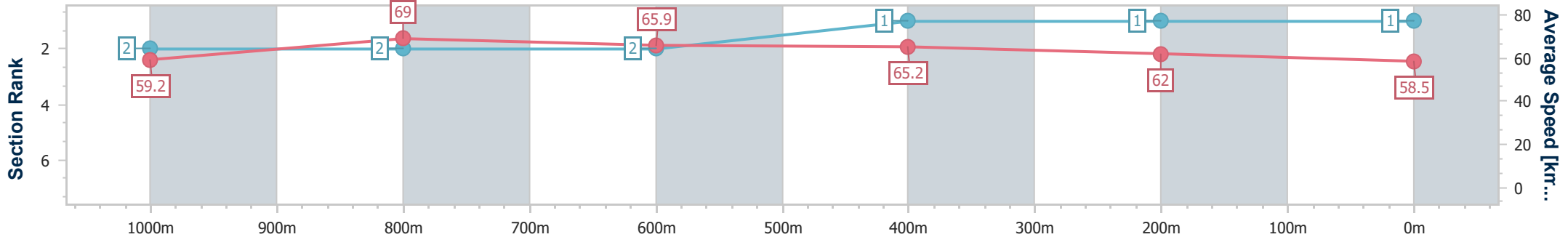
Aquis Park Gold Coast Poly QLD Professional
Race 2: LIFEFLIGHT LOTTERIES BENCHMARK 62 Handicap - 1200m



31 August 2024 - 13:20

Track Rating: Synthetic, Weather: Fine, Rail Position: True

Section	Overall	1000m	800m	600m	400m	200m
Section Times	1:09.01 [1] (0:12.17)	0:56.84 [2] (0:10.56)	0:46.28 [2] (0:11.11)	0:35.17 [2] (0:11.12)	0:24.05 [1] (0:11.69)	0:12.36 [1] (0:12.36)
Average Speed [km/h]	59.2	69.0	65.9	65.2	62.0	58.5
Top Speed [km/h]	69.9	70.0	67.4	67.5	62.7	61.2
Avg. Dist. to Rail [m]	5.8	2.5	3.2	2.4	2.4	4.4
Avg. Stride Freq. [Hz]	2.4	2.4	2.4	2.4	2.4	2.3
Avg. Stride Length [m]	6.7	7.9	7.6	7.5	7.1	7.0



- [] Ranking at each section and finish
- .-.- No data available at this section
- NA No data available



Horse/Jockey Name	Neoclassicism
Final Rank	2
Fastest Section Time (Section)	0:10.53 (1000m)
Top Speed [km/h] (Section)	69.9 (Overall)
Race State	Finished



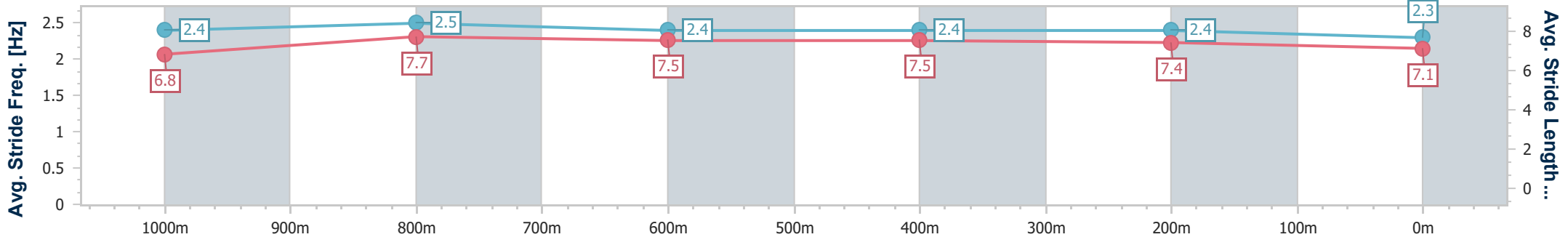
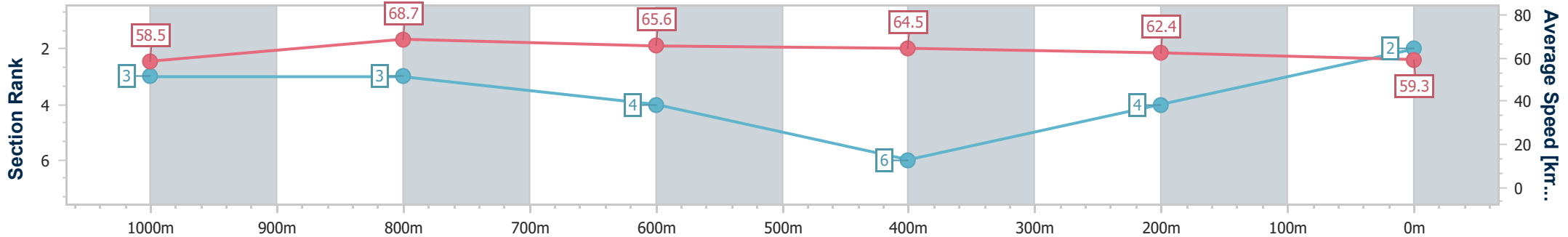
Aquis Park Gold Coast Poly QLD Professional
Race 2: LIFEFLIGHT LOTTERIES BENCHMARK 62 Handicap - 1200m



31 August 2024 - 13:20

Track Rating: Synthetic, Weather: Fine, Rail Position: True

Section	Overall	1000m	800m	600m	400m	200m
Section Times	1:09.11 [2] (0:12.30)	0:56.81 [3] (0:10.53)	0:46.28 [3] (0:11.14)	0:35.14 [4] (0:11.36)	0:23.78 [6] (0:11.54)	0:12.24 [4]
Average Speed [km/h]	58.5	68.7	65.6	64.5	62.4	59.3
Top Speed [km/h]	69.9	69.7	66.9	66.2	64.8	61.2
Avg. Dist. to Rail [m]	1.4	1.0	3.0	3.1	2.4	5.7
Avg. Stride Freq. [Hz]	2.4	2.5	2.4	2.4	2.4	2.3
Avg. Stride Length [m]	6.8	7.7	7.5	7.5	7.4	7.1



- [] Ranking at each section and finish
- .-.- No data available at this section
- NA No data available



Horse/Jockey Name	Ghost Hunter
Final Rank	3
Fastest Section Time (Section)	0:10.50 (1000m)
Top Speed [km/h] (Section)	70.1 (1000m)
Race State	Finished



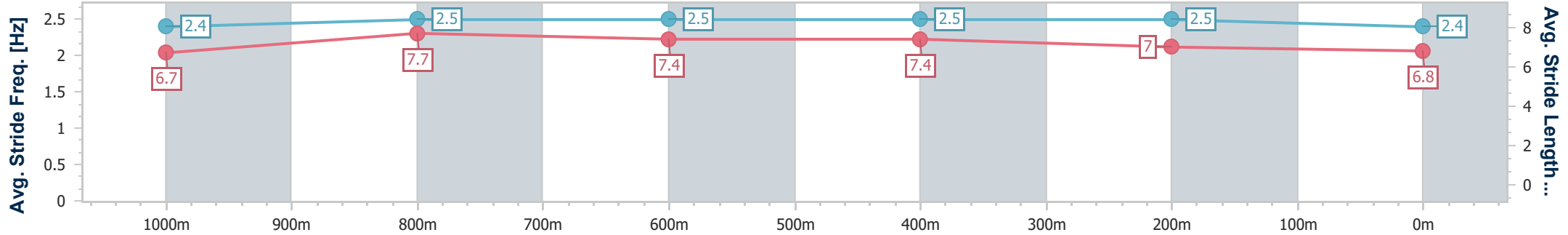
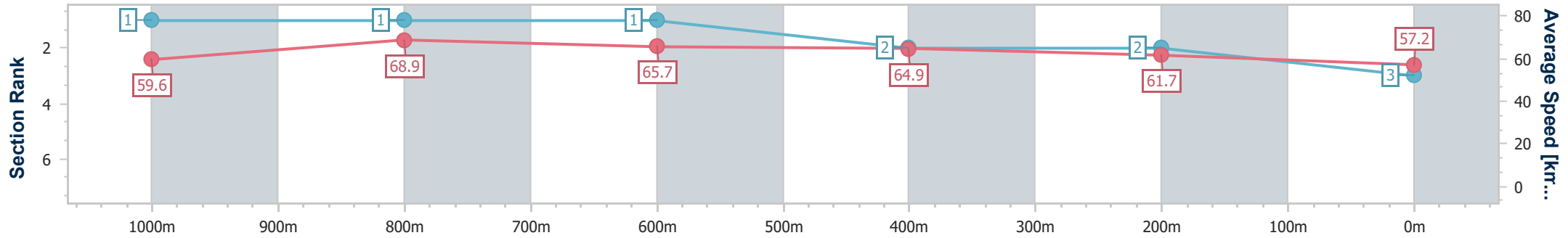
Aquis Park Gold Coast Poly QLD Professional
Race 2: LIFEFLIGHT LOTTERIES BENCHMARK 62 Handicap - 1200m



31 August 2024 - 13:20

Track Rating: Synthetic, Weather: Fine, Rail Position: True

Section	Overall	1000m	800m	600m	400m	200m
Section Times	1:09.24 [3] (0:12.08)	0:57.16 [1] (0:10.50)	0:46.66 [1] (0:11.18)	0:35.48 [1] (0:11.21)	0:24.27 [2] (0:11.73)	0:12.54 [2] (0:12.54)
Average Speed [km/h]	59.6	68.9	65.7	64.9	61.7	57.2
Top Speed [km/h]	69.8	70.1	66.5	66.6	63.1	60.8
Avg. Dist. to Rail [m]	4.8	1.5	3.2	2.6	3.1	4.4
Avg. Stride Freq. [Hz]	2.4	2.5	2.5	2.5	2.5	2.4
Avg. Stride Length [m]	6.7	7.7	7.4	7.4	7.0	6.8



- [] Ranking at each section and finish
- .-.- No data available at this section
- NA No data available



Horse/Jockey Name	Aheadofhistime
Final Rank	4
Fastest Section Time (Section)	0:10.55 (1000m)
Top Speed [km/h] (Section)	69.9 (1000m)
Race State	Finished



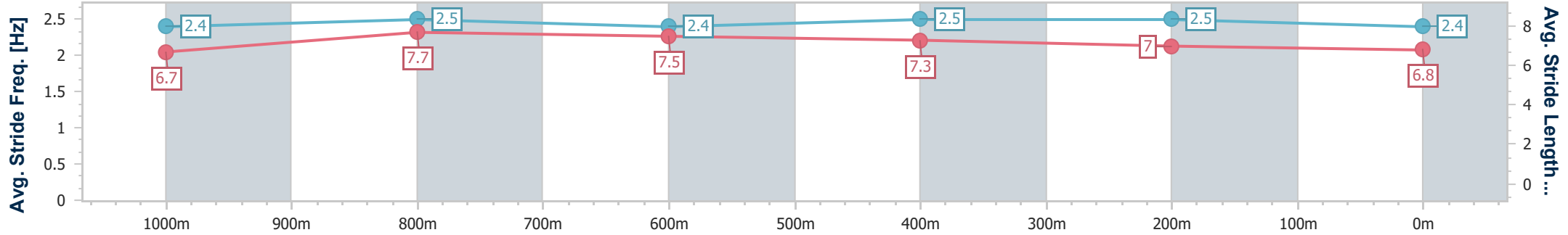
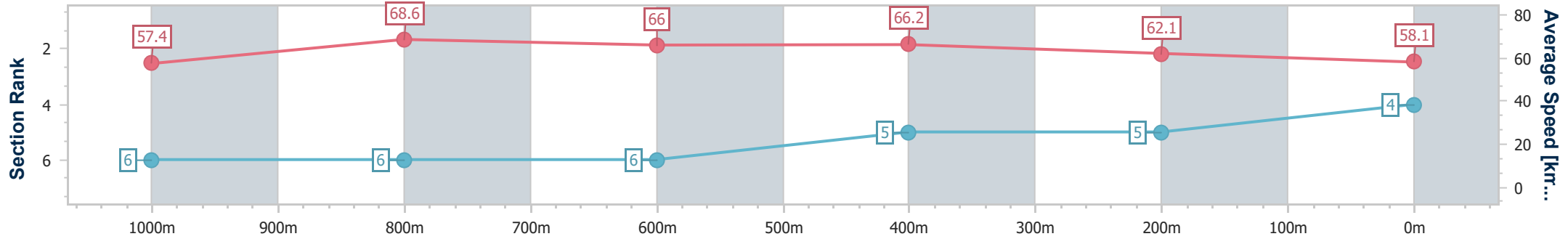
Aquis Park Gold Coast Poly QLD Professional
Race 2: LIFEFLIGHT LOTTERIES BENCHMARK 62 Handicap - 1200m



31 August 2024 - 13:20

Track Rating: Synthetic, Weather: Fine, Rail Position: True

Section	Overall	1000m	800m	600m	400m	200m
Section Times	1:09.24 [4] (0:12.59)	0:56.65 [6] (0:10.55)	0:46.10 [6] (0:11.01)	0:35.09 [6] (0:11.03)	0:24.06 [5] (0:11.70)	0:12.36 [5] (0:12.36)
Average Speed [km/h]	57.4	68.6	66.0	66.2	62.1	58.1
Top Speed [km/h]	69.0	69.9	68.0	67.3	65.5	60.5
Avg. Dist. to Rail [m]	3.2	1.9	1.9	3.3	5.0	8.7
Avg. Stride Freq. [Hz]	2.4	2.5	2.4	2.5	2.5	2.4
Avg. Stride Length [m]	6.7	7.7	7.5	7.3	7.0	6.8



- [] Ranking at each section and finish
- .-.- No data available at this section
- NA No data available



Horse/Jockey Name	Count Nicholas
Final Rank	5
Fastest Section Time (Section)	0:10.54 (1000m)
Top Speed [km/h] (Section)	70.8 (1000m)
Race State	Finished



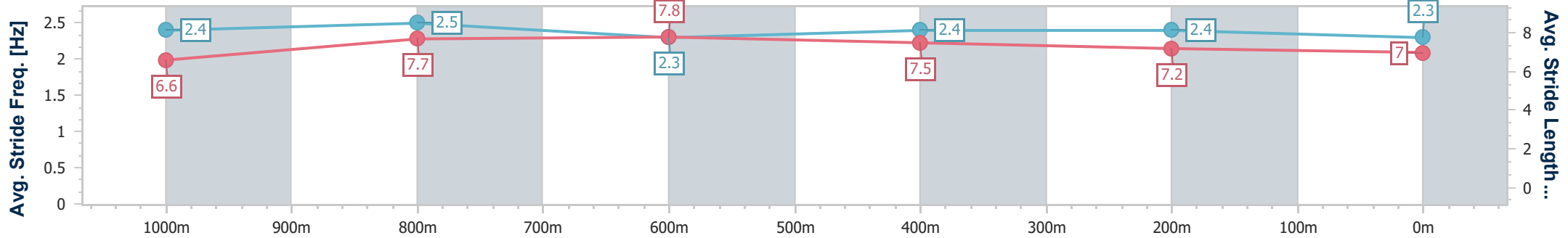
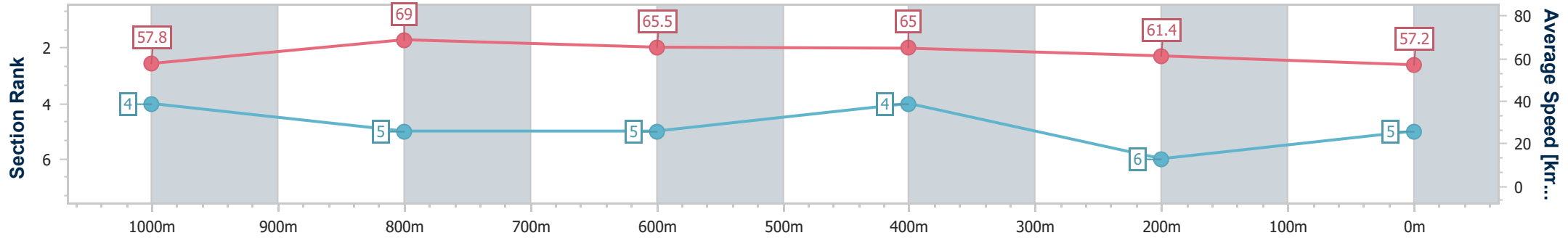
Aquis Park Gold Coast Poly QLD Professional
Race 2: LIFEFLIGHT LOTTERIES BENCHMARK 62 Handicap - 1200m



31 August 2024 - 13:20

Track Rating: Synthetic, Weather: Fine, Rail Position: True

Section	Overall	1000m	800m	600m	400m	200m
Section Times	1:09.56 [5] (0:12.41)	0:57.15 [4] (0:10.54)	0:46.61 [5] (0:11.05)	0:35.56 [5] (0:11.17)	0:24.39 [4] (0:11.75)	0:12.64 [6] (0:12.64)
Average Speed [km/h]	57.8	69.0	65.5	65.0	61.4	57.2
Top Speed [km/h]	70.7	70.8	66.5	66.9	62.6	59.7
Avg. Dist. to Rail [m]	2.6	1.6	1.2	1.4	2.1	3.6
Avg. Stride Freq. [Hz]	2.4	2.5	2.3	2.4	2.4	2.3
Avg. Stride Length [m]	6.6	7.7	7.8	7.5	7.2	7.0



- [] Ranking at each section and finish
- .-.- No data available at this section
- NA No data available



Horse/Jockey Name	I Am Voodoo
Final Rank	6
Fastest Section Time (Section)	0:10.44 (1000m)
Top Speed [km/h] (Section)	69.6 (1000m)
Race State	Finished



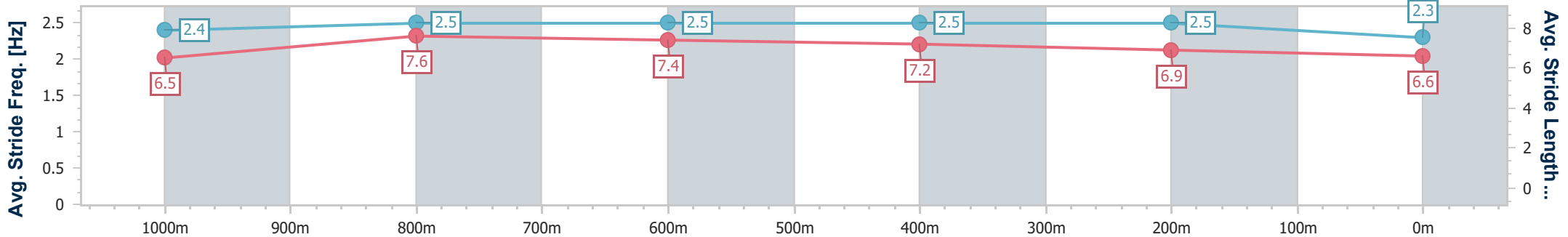
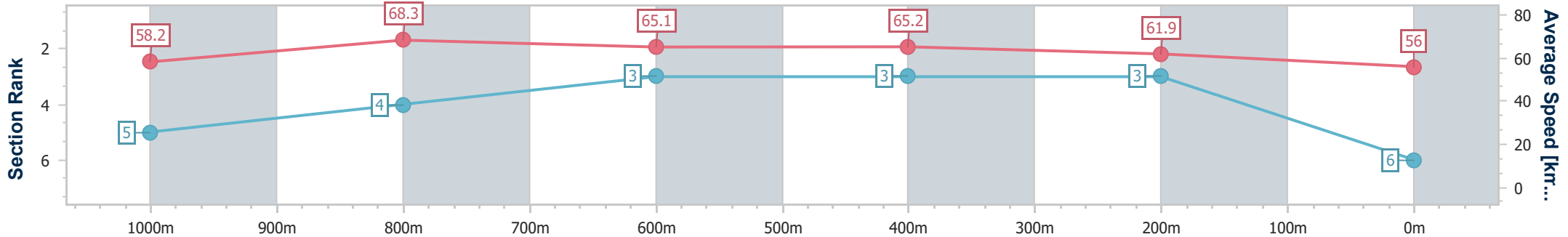
Aquis Park Gold Coast Poly QLD Professional
Race 2: LIFEFLIGHT LOTTERIES BENCHMARK 62 Handicap - 1200m



31 August 2024 - 13:20

Track Rating: Synthetic, Weather: Fine, Rail Position: True

Section	Overall	1000m	800m	600m	400m	200m
Section Times	1:09.67 [6] (0:12.43)	0:57.24 [5] (0:10.44)	0:46.80 [4] (0:11.06)	0:35.74 [3] (0:11.15)	0:24.59 [3] (0:11.68)	0:12.91 [3] (0:12.91)
Average Speed [km/h]	58.2	68.3	65.1	65.2	61.9	56.0
Top Speed [km/h]	69.4	69.6	67.0	66.2	63.0	61.2
Avg. Dist. to Rail [m]	0.6	1.9	0.8	1.9	1.8	3.1
Avg. Stride Freq. [Hz]	2.4	2.5	2.5	2.5	2.5	2.3
Avg. Stride Length [m]	6.5	7.6	7.4	7.2	6.9	6.6



- [] Ranking at each section and finish
- .-.- No data available at this section
- NA No data available



Horse/Jockey Name	Marleedoone
Final Rank	7
Fastest Section Time (Section)	0:10.69 (1000m)
Top Speed [km/h] (Section)	68.6 (1000m)
Race State	Finished



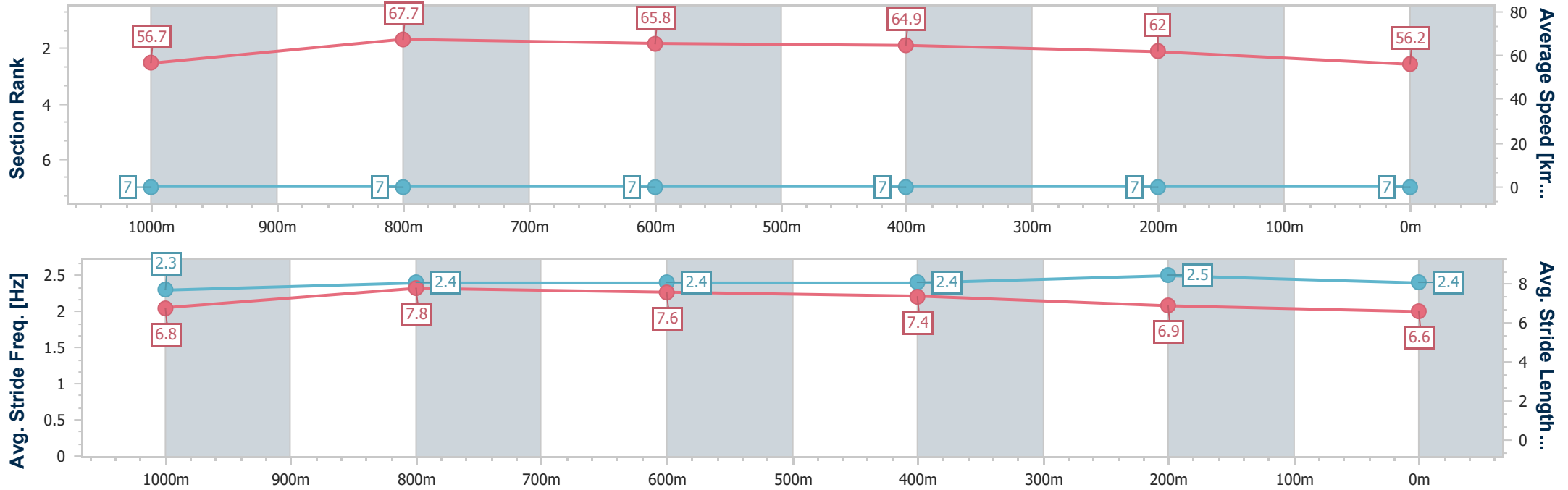
Aquis Park Gold Coast Poly QLD Professional
Race 2: LIFEFLIGHT LOTTERIES BENCHMARK 62 Handicap - 1200m



31 August 2024 - 13:20

Track Rating: Synthetic, Weather: Fine, Rail Position: True

Section	Overall	1000m	800m	600m	400m	200m
Section Times	1:10.21 [7] (0:12.72)	0:57.49 [7] (0:10.69)	0:46.80 [7] (0:11.04)	0:35.76 [7] (0:11.23)	0:24.53 [7] (0:11.67)	0:12.86 [7] (0:12.86)
Average Speed [km/h]	56.7	67.7	65.8	64.9	62.0	56.2
Top Speed [km/h]	67.8	68.6	66.8	66.1	63.4	61.2
Avg. Dist. to Rail [m]	1.2	1.6	1.8	2.6	3.7	7.0
Avg. Stride Freq. [Hz]	2.3	2.4	2.4	2.4	2.5	2.4
Avg. Stride Length [m]	6.8	7.8	7.6	7.4	6.9	6.6



- [] Ranking at each section and finish
- .-.- No data available at this section
- NA No data available