



Rockhampton QLD Professional

Race 8: CAPRICORN SURVEY GROUP RATINGS BAND 0 - 55 Handicap - 1500m

29 August 2024 - 15:18



Track Rating: Soft 5, Weather: Fine, Rail Position: +8m Entire

Section														
Field Times	Overall	1400m	1200m	1000m	800m	600m	400m	Last 600m						
	1:29.40 (0:07.86)	1:21.54 (0:11.19)	1:10.35 (0:11.19)	0:59.16 (0:11.72)	0:47.44 (0:12.04)	0:35.40 (0:11.46)	0:23.94 (0:11.45)	0:35.40						
Rank	TAB	Horse/Jockey	Barrier	Top Speed [km/h]	Fastest Section	Overall	1400m	1200m	1000m	800m	600m	400m	Last 600m	Distance Travelled [m]
1	4	REPLACE THE ACE Justin Huxtable	4	66.2	0:07.86	1:29.40 [1] (0:07.86)	1:21.54 [1] (0:11.19)	1:10.35 [1] (0:11.26)	0:59.09 [2] (0:11.65)	0:47.44 [1] (0:12.04)	0:35.40 [1] (0:11.46)	0:23.94 [1] (0:11.45)	0:35.40	
2	7	STREET GLORY Ryan Wiggins	1	64.8	0:07.86	1:29.67 [2] (0:07.86)	1:21.81 [1] (0:11.38)	1:10.43 [4] (0:11.44)	0:58.99 [4] (0:11.65)	0:47.34 [4] (0:12.06)	0:35.28 [3] (0:11.45)	0:23.83 [3] (0:11.41)	0:35.28	+1
3	8	WHATJEUDOIN' Melea Castle	3	65.9	0:08.23	1:29.98 [3] (0:08.23)	1:21.75 [9] (0:11.22)	1:10.53 [7] (0:11.50)	0:59.03 [7] (0:11.60)	0:47.43 [7] (0:12.03)	0:35.40 [5] (0:11.61)	0:23.79 [6] (0:11.61)	0:35.40	+1
4	6	GLEEFILLY Jackson Murphy	5	64.2	0:08.20	1:30.21 [4] (0:08.20)	1:22.01 [7] (0:11.49)	1:10.52 [8] (0:11.63)	0:58.89 [9] (0:11.62)	0:47.27 [9] (0:12.01)	0:35.26 [9] (0:11.48)	0:23.78 [9] (0:11.44)	0:35.26	+1
5	2	GENERAL WOLFFE Ashley Butler	8	64.7	0:08.20	1:30.40 [5] (0:08.20)	1:22.20 [7] (0:11.65)	1:10.55 [9] (0:11.45)	0:59.10 [8] (0:11.63)	0:47.47 [8] (0:11.97)	0:35.50 [8] (0:11.53)	0:23.97 [8] (0:11.63)	0:35.50	+5
6	3	YULE MY HERO Adrian Layt	2	66.8	0:07.93	1:30.50 [6] (0:07.93)	1:22.57 [3] (0:11.30)	1:11.27 [3] (0:11.34)	0:59.93 [3] (0:11.73)	0:48.20 [3] (0:12.19)	0:36.01 [4] (0:11.53)	0:24.48 [4] (0:11.64)	0:36.01	+4
7	9	DOONA Samantha Collett	9	65.4	0:08.62	1:30.80 [7] (0:08.62)	1:22.18 [11] (0:11.28)	1:10.90 [10] (0:11.76)	0:59.14 [11] (0:11.54)	0:47.60 [10] (0:11.97)	0:35.63 [10] (0:11.44)	0:24.19 [10] (0:11.73)	0:35.63	+4
8	11	FLAMENCO ROSE Tahlia Fenlon	13	64.5	0:07.96	1:30.98 [8] (0:07.96)	1:23.02 [4] (0:11.41)	1:11.61 [5] (0:11.45)	1:00.16 [6] (0:11.71)	0:48.45 [6] (0:12.10)	0:36.35 [6] (0:11.54)	0:24.81 [5] (0:11.76)	0:36.35	+8
9	10	ANOTHER DIMENSION Georgina Cartwright	10	65.3	0:08.59	1:30.99 [9] (0:08.59)	1:22.40 [10] (0:11.41)	1:10.99 [11] (0:11.62)	0:59.37 [10] (0:11.60)	0:47.77 [11] (0:12.35)	0:35.42 [12] (0:11.51)	0:23.91 [12] (0:11.53)	0:35.42	+9
10	1	BLUE AS Justin Stanley	7	67.2	0:08.19	1:31.04 [10] (0:08.19)	1:22.85 [6] (0:11.02)	1:11.83 [2] (0:11.03)	1:00.80 [1] (0:11.75)	0:49.05 [2] (0:12.19)	0:36.86 [2] (0:11.57)	0:25.29 [2] (0:12.08)	0:36.86	+5

[] Ranking at each section and finish
 -:-:- No data available at this section
 NA No data available

SCN Saddle cloth number
 DNF Did not finish
 DNT Did not track



Rockhampton QLD Professional

Race 8: CAPRICORN SURVEY GROUP RATINGS BAND 0 - 55 Handicap - 1500m

29 August 2024 - 15:18



Track Rating: Soft 5, Weather: Fine, Rail Position: +8m Entire

Section		Overall	1400m	1200m	1000m	800m	600m	400m	Last 600m
Field Times		1:29.40 (0:07.86)	1:21.54 (0:11.19)	1:10.35 (0:11.19)	0:59.16 (0:11.72)	0:47.44 (0:12.04)	0:35.40 (0:11.46)	0:23.94 (0:11.45)	0:35.40

Rank	TAB	Horse/Jockey	Barrier	Top Speed [km/h]	Fastest Section	Overall	1400m	1200m	1000m	800m	600m	400m	Last 600m	Distance Travelled [m]
11	12	DOOM DIVA Sean Cormack	11	65.0	0:08.84	1:31.08 [11] (0:08.84)	1:22.24 [12] (0:11.39)	1:10.85 [12] (0:11.66)	0:59.19 [12] (0:11.52)	0:47.67 [12] (0:11.90)	0:35.77 [11] (0:11.46)	0:24.31 [11] (0:11.71)	0:35.77	+2
12	13	VOLARCHI Ron Stewart	6	64.2	0:08.02	1:31.58 [12] (0:08.02)	1:23.56 [5] (0:11.43)	1:12.13 [6] (0:11.34)	1:00.79 [5] (0:11.65)	0:49.14 [5] (0:12.20)	0:36.94 [7] (0:11.66)	0:25.28 [7] (0:12.05)	0:36.94	+3
13	5	ENTERPRISE SUCCESS Warwick Satherley	12	64.0	0:08.93	1:33.18 [13] (0:08.93)	1:24.25 [13] (0:11.86)	1:12.39 [13] (0:11.67)	1:00.72 [13] (0:11.61)	0:49.11 [13] (0:11.93)	0:37.18 [13] (0:11.64)	0:25.54 [13] (0:11.89)	0:37.18	+4

[] Ranking at each section and finish
 -:-:-:- No data available at this section
 NA No data available

SCN Saddle cloth number
 DNF Did not finish
 DNT Did not track



Rockhampton QLD Professional

Race 8: CAPRICORN SURVEY GROUP RATINGS BAND 0 - 55 Handicap - 1500m

29 August 2024 - 15:18



Track Rating: Soft 5, Weather: Fine, Rail Position: +8m Entire

Section				200m				Last 600m	
Field Times				0:12.49 (0:12.49)				0:35.40	
Rank	TAB	Horse/Jockey	Barrier	Top Speed [km/h]	Fastest Section	Margin			Distance Travelled [m]
1	4	REPLACE THE ACE Justin Huxtable	4	66.2 1400m	0:07.86 Overall	0:12.49 [1] (0:12.49)	1:29.40		0:35.40
2	7	STREET GLORY Ryan Wiggins	1	64.8 1400m	0:07.86 Overall	0:12.42 [2] (0:12.42)	1.54L		0:35.28 +1
3	8	WHATJEUDOIN' Melea Castle	3	65.9 1400m	0:08.23 Overall	0:12.18 [4] (0:12.18)	3.41L		0:35.40 +1
4	6	GLEEFILLY Jackson Murphy	5	64.2 1400m	0:08.20 Overall	0:12.34 [6] (0:12.34)	4.73L		0:35.26 +1
5	2	GENERAL WOLFFE Ashley Butler	8	64.7 1400m	0:08.20 Overall	0:12.34 [8] (0:12.34)	5.85L		0:35.50 +5
6	3	YULE MY HERO Adrian Layt	2	66.8 1400m	0:07.93 Overall	0:12.84 [3] (0:12.84)	6.48L		0:36.01 +4
7	9	DOONA Samantha Collett	9	65.4 1400m	0:08.62 Overall	0:12.46 [9] (0:12.46)	8.23L		0:35.63 +4
8	11	FLAMENCO ROSE Tahlia Fenlon	13	64.5 1400m	0:07.96 Overall	0:13.05 [7] (0:13.05)	9.28L		0:36.35 +8
9	10	ANOTHER DIMENSION Georgina Cartwright	10	65.3 1400m	0:08.59 Overall	0:12.38 [12] (0:12.38)	9.32L		0:35.42 +9
10	1	BLUE AS Justin Stanley	7	67.2 1400m	0:08.19 Overall	0:13.21 [5] (0:13.21)	9.6L		0:36.86 +5

[] Ranking at each section and finish
 -:-:- No data available at this section
 NA No data available

SCN Saddle cloth number
 DNF Did not finish
 DNT Did not track



Rockhampton QLD Professional

Race 8: CAPRICORN SURVEY GROUP RATINGS BAND 0 - 55 Handicap - 1500m

29 August 2024 - 15:18



Track Rating: Soft 5, Weather: Fine, Rail Position: +8m Entire

Section				200m				Last 600m		
Field Times				0:12.49 (0:12.49)				0:35.40		
Rank	TAB	Horse/Jockey	Barrier	Top Speed [km/h]	Fastest Section	Margin			Distance Travelled [m]	
11	12	DOOM DIVA	11	65.0	0:08.84	0:12.60 [11]	9.85L		0:35.77	+2
		Sean Cormack		1400m	Overall	(0:12.60)				
12	13	VOLARCHI	6	64.2	0:08.02	0:13.23 [10]	12.79L		0:36.94	+3
		Ron Stewart		1400m	Overall	(0:13.23)				
13	5	ENTERPRISE SUCCESS	12	64.0	0:08.93	0:13.65 [13]	22.24L		0:37.18	+4
		Warwick Satherley		1000m	Overall	(0:13.65)				

[] Ranking at each section and finish
 -:-:-:- No data available at this section
 NA No data available

SCN Saddle cloth number
 DNF Did not finish
 DNT Did not track



Horse/Jockey Name	Replace The Ace
Final Rank	1
Fastest Section Time (Section)	0:07.86 (Overall)
Top Speed [km/h] (Section)	66.2 (1400m)
Race State	Finished



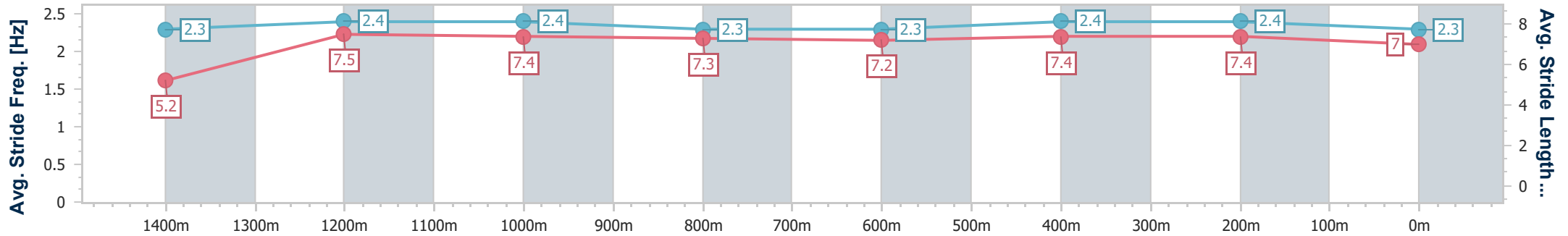
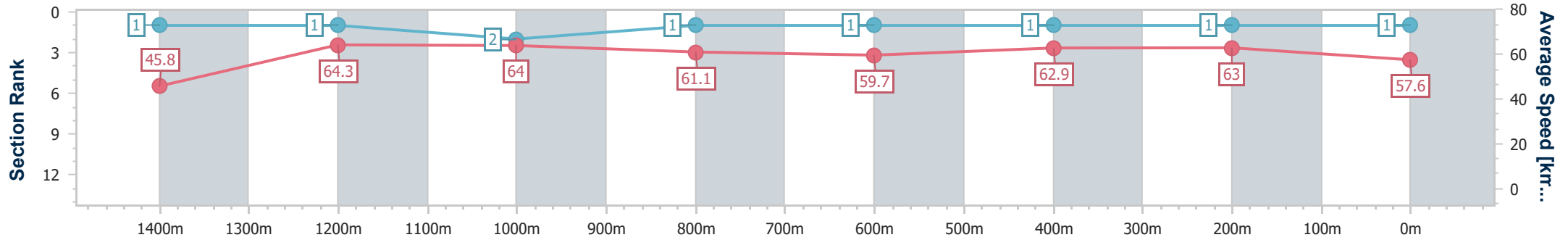
Rockhampton QLD Professional
Race 8: CAPRICORN SURVEY GROUP RATINGS BAND 0 - 55
Handicap - 1500m

29 August 2024 - 15:18

Track Rating: Soft 5, Weather: Fine, Rail Position: +8m Entire



Section	Overall	1400m	1200m	1000m	800m	600m	400m	200m
Section Times	1:29.40 [1] (0:07.86)	1:21.54 [1] (0:11.19)	1:10.35 [1] (0:11.26)	0:59.09 [2] (0:11.65)	0:47.44 [1] (0:12.04)	0:35.40 [1] (0:11.46)	0:23.94 [1] (0:11.45)	0:12.49 [1] (0:12.49)
Average Speed [km/h]	45.8	64.3	64.0	61.1	59.7	62.9	63.0	57.6
Top Speed [km/h]	60.6	66.2	65.5	64.7	61.2	65.3	65.3	61.0
Avg. Dist. to Rail [m]	2.3	1.0	0.8	1.5	0.5	1.3	1.5	0.6
Avg. Stride Freq. [Hz]	2.3	2.4	2.4	2.3	2.3	2.4	2.4	2.3
Avg. Stride Length [m]	5.2	7.5	7.4	7.3	7.2	7.4	7.4	7.0



- [] Ranking at each section and finish
- .-.- No data available at this section
- NA No data available



Horse/Jockey Name	Street Glory
Final Rank	2
Fastest Section Time (Section)	0:07.86 (Overall)
Top Speed [km/h] (Section)	64.8 (1400m)
Race State	Finished



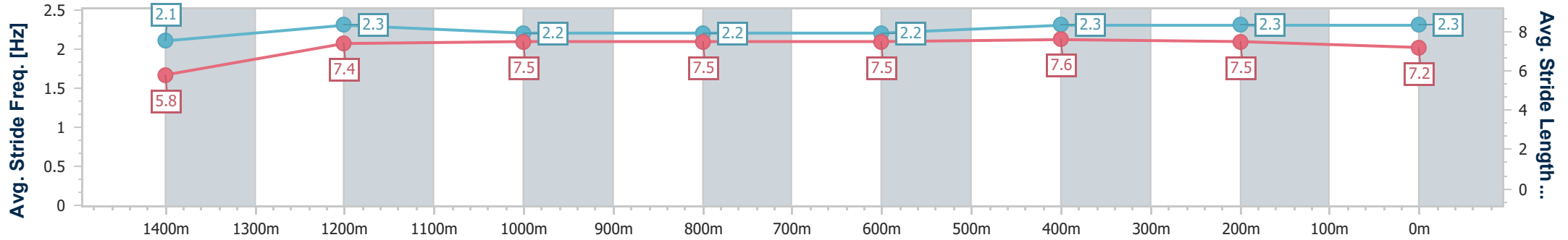
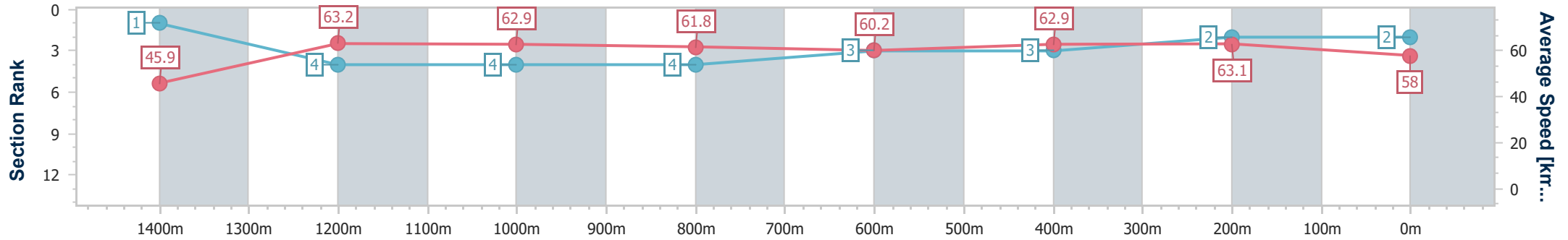
Rockhampton QLD Professional
Race 8: CAPRICORN SURVEY GROUP RATINGS BAND 0 - 55
Handicap - 1500m



29 August 2024 - 15:18

Track Rating: Soft 5, Weather: Fine, Rail Position: +8m Entire

Section	Overall	1400m	1200m	1000m	800m	600m	400m	200m
Section Times	1:29.67 [2] (0:07.86)	1:21.81 [1] (0:11.38)	1:10.43 [4] (0:11.44)	0:58.99 [4] (0:11.65)	0:47.34 [4] (0:12.06)	0:35.28 [3] (0:11.45)	0:23.83 [3] (0:11.41)	0:12.42 [2] (0:12.42)
Average Speed [km/h]	45.9	63.2	62.9	61.8	60.2	62.9	63.1	58.0
Top Speed [km/h]	61.8	64.8	63.6	63.7	61.1	64.4	64.5	60.7
Avg. Dist. to Rail [m]	0.7	0.9	0.8	0.5	1.3	1.5	1.4	1.8
Avg. Stride Freq. [Hz]	2.1	2.3	2.2	2.2	2.2	2.3	2.3	2.3
Avg. Stride Length [m]	5.8	7.4	7.5	7.5	7.5	7.6	7.5	7.2



- [] Ranking at each section and finish
- .-.- No data available at this section
- NA No data available



Horse/Jockey Name	Whatjeudoin'
Final Rank	3
Fastest Section Time (Section)	0:08.23 (Overall)
Top Speed [km/h] (Section)	65.9 (1400m)
Race State	Finished



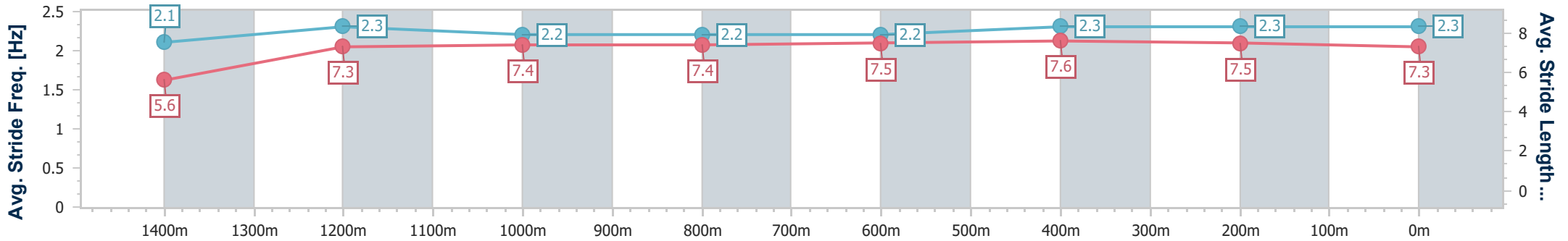
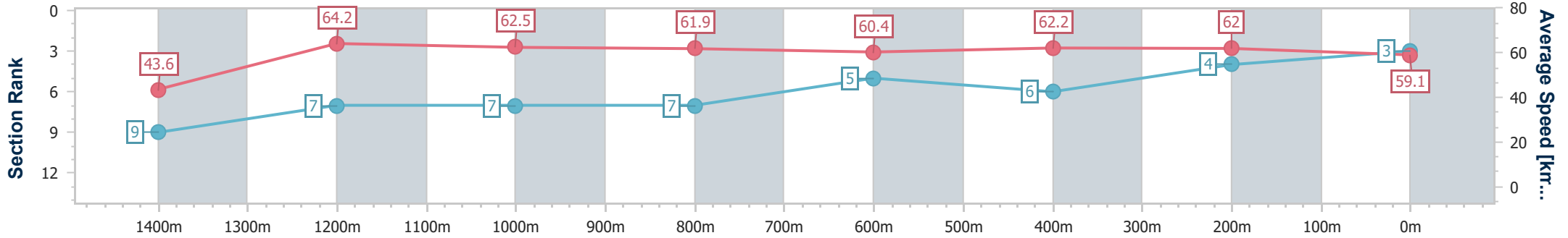
Rockhampton QLD Professional
 Race 8: CAPRICORN SURVEY GROUP RATINGS BAND 0 - 55
 Handicap - 1500m

29 August 2024 - 15:18

Track Rating: Soft 5, Weather: Fine, Rail Position: +8m Entire



Section	Overall	1400m	1200m	1000m	800m	600m	400m	200m
Section Times	1:29.98 [3] (0:08.23)	1:21.75 [9] (0:11.22)	1:10.53 [7] (0:11.50)	0:59.03 [7] (0:11.60)	0:47.43 [7] (0:12.03)	0:35.40 [5] (0:11.61)	0:23.79 [6] (0:11.61)	0:12.18 [4] (0:12.18)
Average Speed [km/h]	43.6	64.2	62.5	61.9	60.4	62.2	62.0	59.1
Top Speed [km/h]	60.1	65.9	63.5	63.6	61.5	63.2	62.8	61.5
Avg. Dist. to Rail [m]	1.2	1.0	1.0	0.7	1.3	1.8	0.6	0.6
Avg. Stride Freq. [Hz]	2.1	2.3	2.2	2.2	2.2	2.3	2.3	2.3
Avg. Stride Length [m]	5.6	7.3	7.4	7.4	7.5	7.6	7.5	7.3



- [] Ranking at each section and finish
- .-.- No data available at this section
- NA No data available



Horse/Jockey Name	Gleefilly
Final Rank	4
Fastest Section Time (Section)	0:08.20 (Overall)
Top Speed [km/h] (Section)	64.2 (1400m)
Race State	Finished



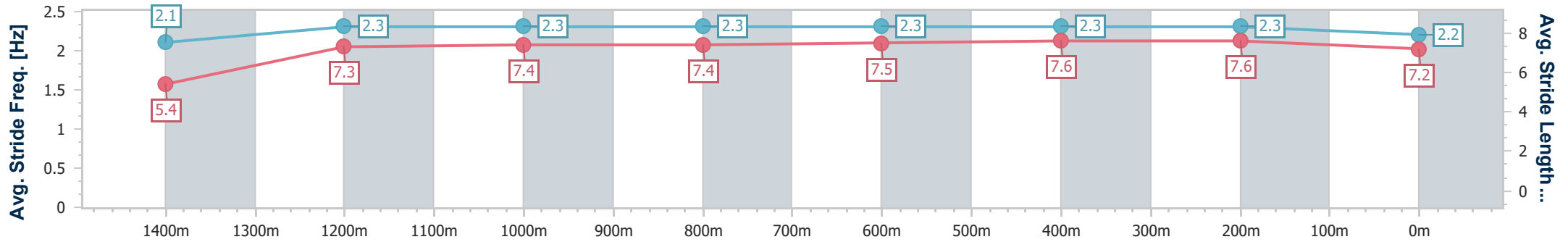
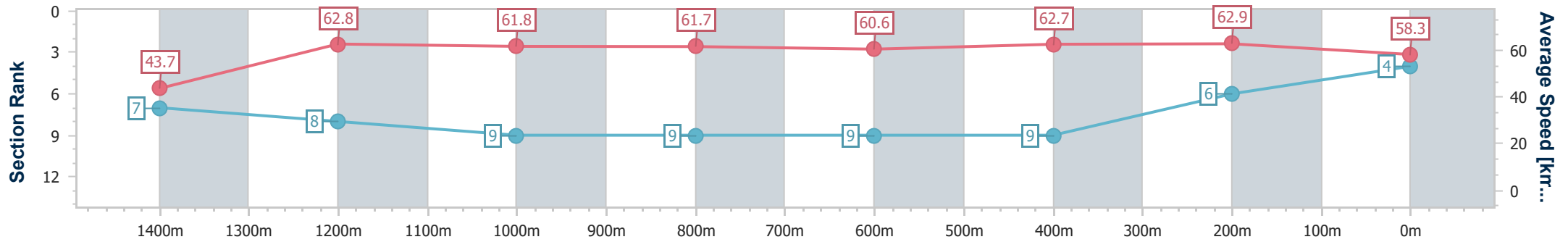
Rockhampton QLD Professional
 Race 8: CAPRICORN SURVEY GROUP RATINGS BAND 0 - 55
 Handicap - 1500m

29 August 2024 - 15:18

Track Rating: Soft 5, Weather: Fine, Rail Position: +8m Entire



Section	Overall	1400m	1200m	1000m	800m	600m	400m	200m
Section Times	1:30.21 [4] (0:08.20)	1:22.01 [7] (0:11.49)	1:10.52 [8] (0:11.63)	0:58.89 [9] (0:11.62)	0:47.27 [9] (0:12.01)	0:35.26 [9] (0:11.48)	0:23.78 [9] (0:11.44)	0:12.34 [6] (0:12.34)
Average Speed [km/h]	43.7	62.8	61.8	61.7	60.6	62.7	62.9	58.3
Top Speed [km/h]	59.6	64.2	63.4	63.6	62.2	63.4	63.8	61.3
Avg. Dist. to Rail [m]	2.3	0.2	1.0	1.0	1.2	2.1	3.4	4.6
Avg. Stride Freq. [Hz]	2.1	2.3	2.3	2.3	2.3	2.3	2.3	2.2
Avg. Stride Length [m]	5.4	7.3	7.4	7.4	7.5	7.6	7.6	7.2



- [] Ranking at each section and finish
- .-.- No data available at this section
- NA No data available



Horse/Jockey Name	General Wolffe
Final Rank	5
Fastest Section Time (Section)	0:08.20 (Overall)
Top Speed [km/h] (Section)	64.7 (1400m)
Race State	Finished



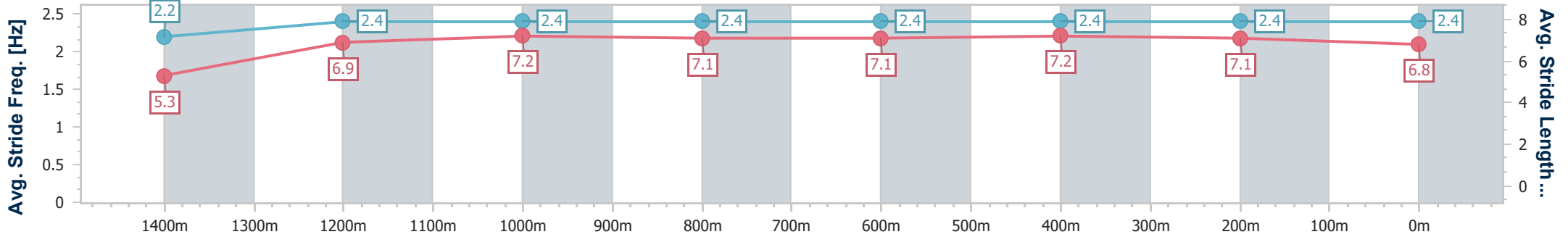
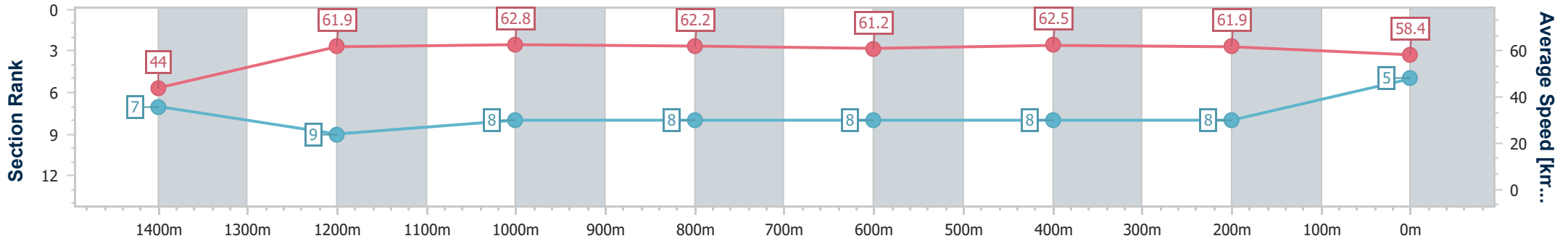
Rockhampton QLD Professional
Race 8: CAPRICORN SURVEY GROUP RATINGS BAND 0 - 55
Handicap - 1500m

29 August 2024 - 15:18

Track Rating: Soft 5, Weather: Fine, Rail Position: +8m Entire



Section	Overall	1400m	1200m	1000m	800m	600m	400m	200m						
Section Times	1:30.40 [5] (0:08.20)	1:22.20 [7] (0:11.65)	1:10.55 [9] (0:11.45)	0:59.10 [8] (0:11.63)	0:47.47 [8] (0:11.97)	0:35.50 [8] (0:11.53)	0:23.97 [8] (0:11.63)	0:12.34 [8] (0:12.34)						
Average Speed [km/h]	44.0	61.9	62.8	62.2	61.2	62.5	61.9	58.4						
Top Speed [km/h]	57.0	64.7	64.7	63.5	64.1	64.2	63.2	61.0						
Avg. Dist. to Rail [m]	4.8	1.6	0.2	0.5	2.3	4.0	6.4	6.6						
Avg. Stride Freq. [Hz]	2.2	2.4	2.4	2.4	2.4	2.4	2.4	2.4						
Avg. Stride Length [m]	5.3	6.9	7.2	7.1	7.1	7.2	7.1	6.8						



- [] Ranking at each section and finish
- .-.- No data available at this section
- NA No data available



Horse/Jockey Name	Yule My Hero
Final Rank	6
Fastest Section Time (Section)	0:07.93 (Overall)
Top Speed [km/h] (Section)	66.8 (1400m)
Race State	Finished

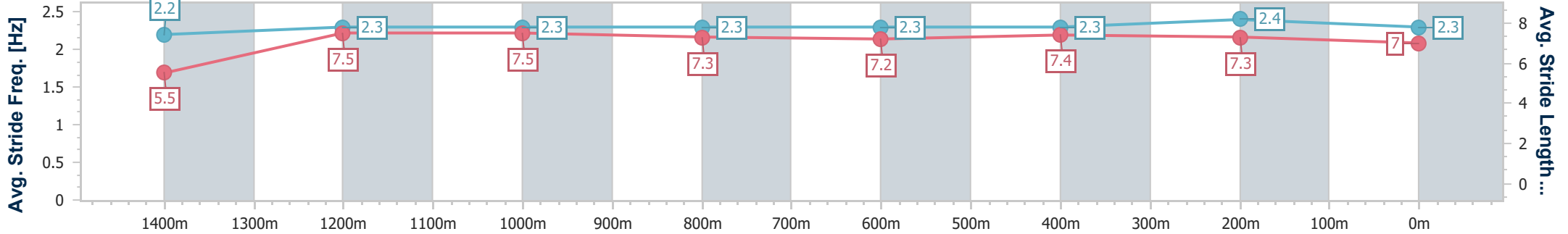
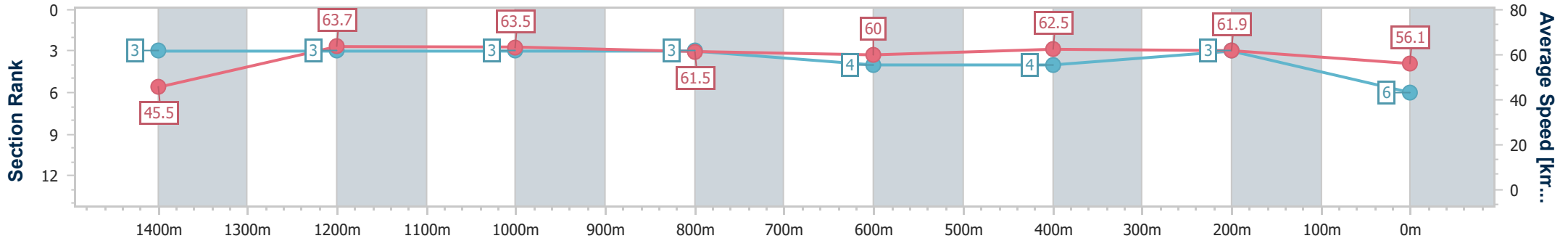


Rockhampton QLD Professional
 Race 8: CAPRICORN SURVEY GROUP RATINGS BAND 0 - 55
 Handicap - 1500m
 29 August 2024 - 15:18



Track Rating: Soft 5, Weather: Fine, Rail Position: +8m Entire

Section	Overall	1400m	1200m	1000m	800m	600m	400m	200m
Section Times	1:30.50 [6] (0:07.93)	1:22.57 [3] (0:11.30)	1:11.27 [3] (0:11.34)	0:59.93 [3] (0:11.73)	0:48.20 [3] (0:12.19)	0:36.01 [4] (0:11.53)	0:24.48 [4] (0:11.64)	0:12.84 [3] (0:12.84)
Average Speed [km/h]	45.5	63.7	63.5	61.5	60.0	62.5	61.9	56.1
Top Speed [km/h]	59.9	66.8	65.0	63.5	61.4	63.6	63.2	58.8
Avg. Dist. to Rail [m]	0.3	0.2	0.4	0.4	1.9	2.8	3.7	3.7
Avg. Stride Freq. [Hz]	2.2	2.3	2.3	2.3	2.3	2.3	2.4	2.3
Avg. Stride Length [m]	5.5	7.5	7.5	7.3	7.2	7.4	7.3	7.0



- [] Ranking at each section and finish
- .-.- No data available at this section
- NA No data available



Horse/Jockey Name	Doona
Final Rank	7
Fastest Section Time (Section)	0:08.62 (Overall)
Top Speed [km/h] (Section)	65.4 (1400m)
Race State	Finished



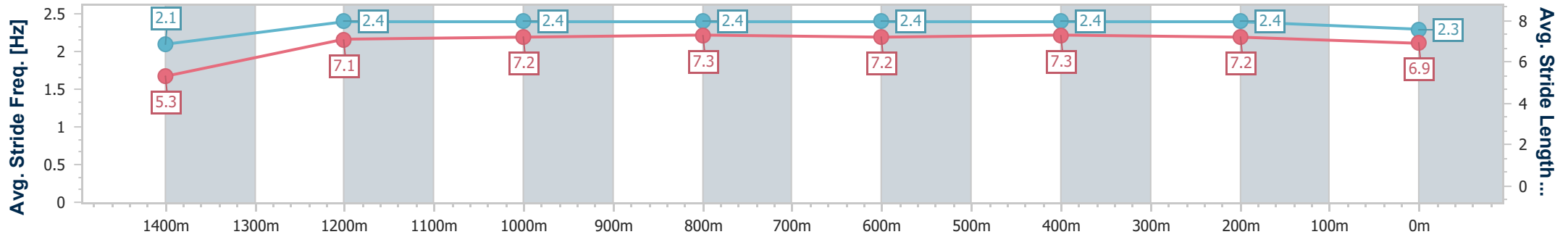
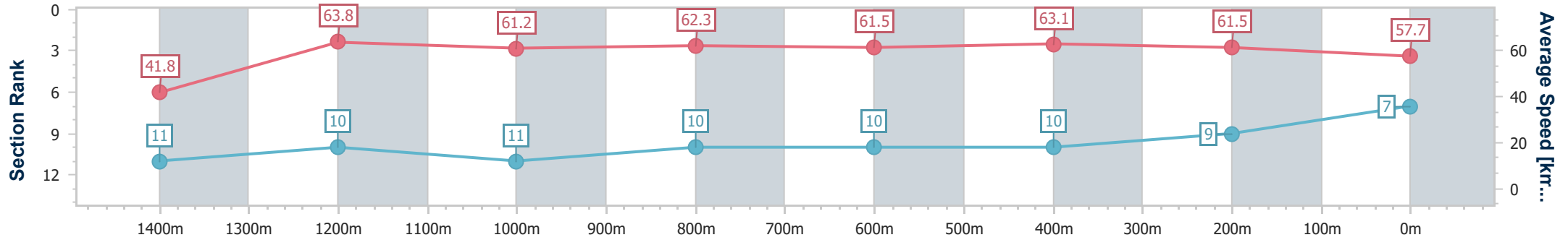
Rockhampton QLD Professional
Race 8: CAPRICORN SURVEY GROUP RATINGS BAND 0 - 55
Handicap - 1500m

29 August 2024 - 15:18

Track Rating: Soft 5, Weather: Fine, Rail Position: +8m Entire



Section	Overall	1400m	1200m	1000m	800m	600m	400m	200m
Section Times	1:30.80 [7] (0:08.62)	1:22.18 [11] (0:11.28)	1:10.90 [10] (0:11.76)	0:59.14 [11] (0:11.54)	0:47.60 [10] (0:11.97)	0:35.63 [10] (0:11.44)	0:24.19 [10] (0:11.73)	0:12.46 [9] (0:12.46)
Average Speed [km/h]	41.8	63.8	61.2	62.3	61.5	63.1	61.5	57.7
Top Speed [km/h]	60.0	65.4	63.1	64.7	62.2	64.8	63.9	59.8
Avg. Dist. to Rail [m]	3.5	1.0	0.5	0.6	2.8	4.3	5.5	5.2
Avg. Stride Freq. [Hz]	2.1	2.4	2.4	2.4	2.4	2.4	2.4	2.3
Avg. Stride Length [m]	5.3	7.1	7.2	7.3	7.2	7.3	7.2	6.9



- [] Ranking at each section and finish
- .-.- No data available at this section
- NA No data available



Horse/Jockey Name	Flamenco Rose
Final Rank	8
Fastest Section Time (Section)	0:07.96 (Overall)
Top Speed [km/h] (Section)	64.5 (1400m)
Race State	Finished



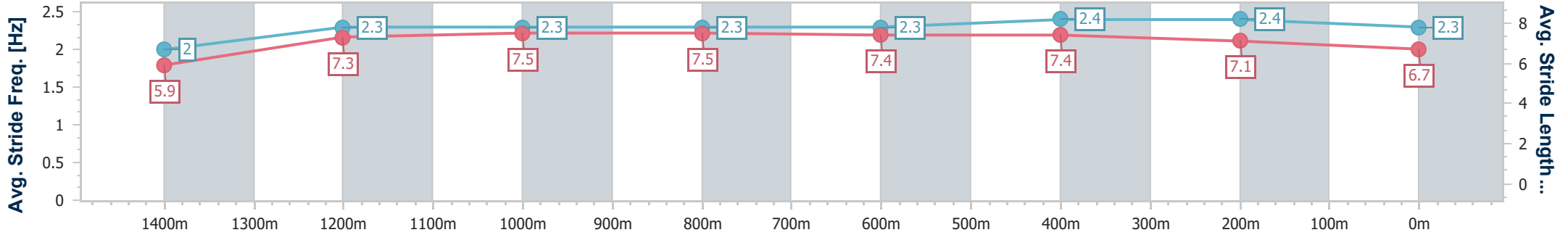
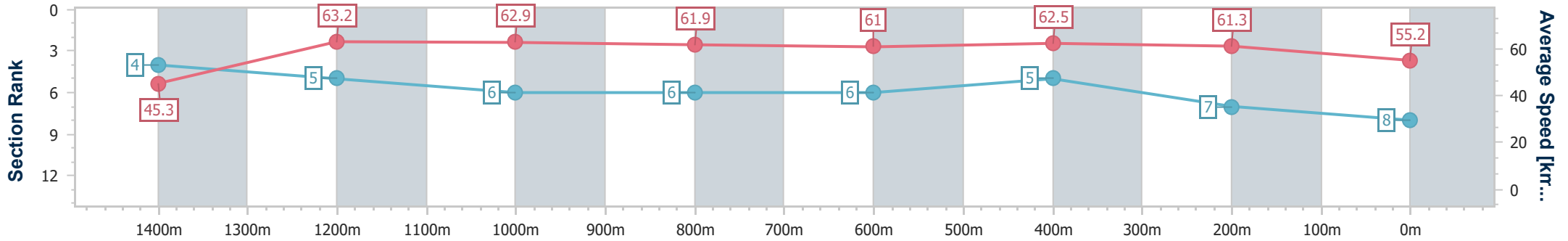
Rockhampton QLD Professional
 Race 8: CAPRICORN SURVEY GROUP RATINGS BAND 0 - 55
 Handicap - 1500m

29 August 2024 - 15:18

Track Rating: Soft 5, Weather: Fine, Rail Position: +8m Entire



Section	Overall	1400m	1200m	1000m	800m	600m	400m	200m
Section Times	1:30.98 [8] (0:07.96)	1:23.02 [4] (0:11.41)	1:11.61 [5] (0:11.45)	1:00.16 [6] (0:11.71)	0:48.45 [6] (0:12.10)	0:36.35 [6] (0:11.54)	0:24.81 [5] (0:11.76)	0:13.05 [7] (0:13.05)
Average Speed [km/h]	45.3	63.2	62.9	61.9	61.0	62.5	61.3	55.2
Top Speed [km/h]	60.4	64.5	63.7	63.6	62.2	64.2	63.8	58.8
Avg. Dist. to Rail [m]	8.5	1.3	1.1	1.1	3.3	4.2	4.7	5.0
Avg. Stride Freq. [Hz]	2.0	2.3	2.3	2.3	2.3	2.4	2.4	2.3
Avg. Stride Length [m]	5.9	7.3	7.5	7.5	7.4	7.4	7.1	6.7



- [] Ranking at each section and finish
- .-.- No data available at this section
- NA No data available



Horse/Jockey Name	Another Dimension
Final Rank	9
Fastest Section Time (Section)	0:08.59 (Overall)
Top Speed [km/h] (Section)	65.3 (1400m)
Race State	Finished



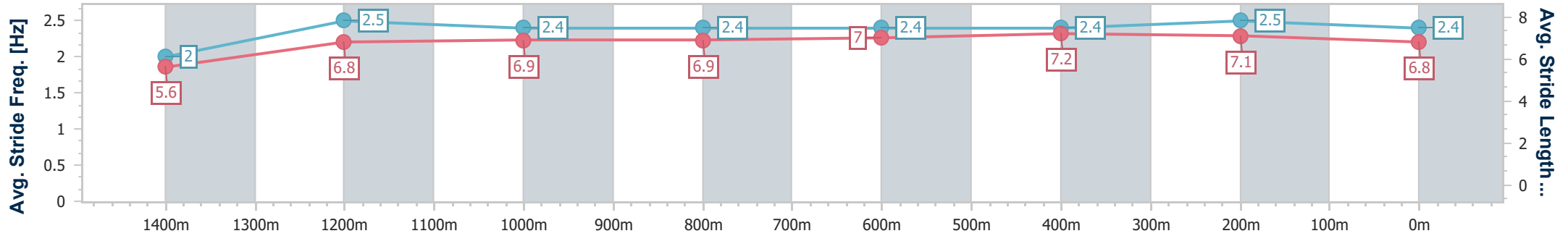
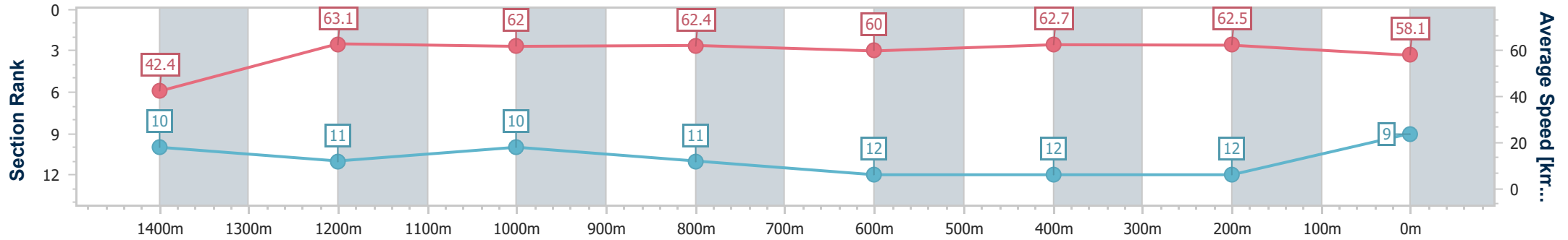
Rockhampton QLD Professional
 Race 8: CAPRICORN SURVEY GROUP RATINGS BAND 0 - 55
 Handicap - 1500m



29 August 2024 - 15:18

Track Rating: Soft 5, Weather: Fine, Rail Position: +8m Entire

Section	Overall	1400m	1200m	1000m	800m	600m	400m	200m
Section Times	1:30.99 [9] (0:08.59)	1:22.40 [10] (0:11.41)	1:10.99 [11] (0:11.62)	0:59.37 [10] (0:11.60)	0:47.77 [11] (0:12.35)	0:35.42 [12] (0:11.51)	0:23.91 [12] (0:11.53)	0:12.38 [12] (0:12.38)
Average Speed [km/h]	42.4	63.1	62.0	62.4	60.0	62.7	62.5	58.1
Top Speed [km/h]	58.1	65.3	63.7	63.8	62.3	65.1	65.2	61.9
Avg. Dist. to Rail [m]	5.5	0.4	0.4	0.6	4.0	5.1	5.8	5.9
Avg. Stride Freq. [Hz]	2.0	2.5	2.4	2.4	2.4	2.4	2.5	2.4
Avg. Stride Length [m]	5.6	6.8	6.9	6.9	7.0	7.2	7.1	6.8



- [] Ranking at each section and finish
- .-.- No data available at this section
- NA No data available



Horse/Jockey Name	Blue As
Final Rank	10
Fastest Section Time (Section)	0:08.19 (Overall)
Top Speed [km/h] (Section)	67.2 (1400m)
Race State	Finished



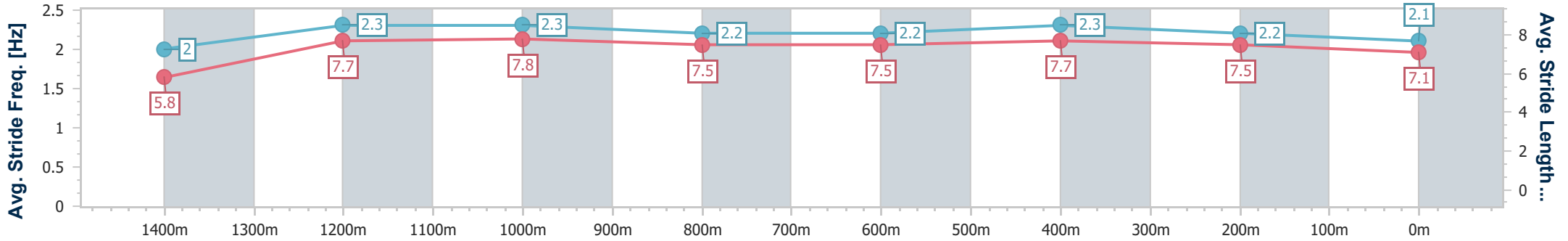
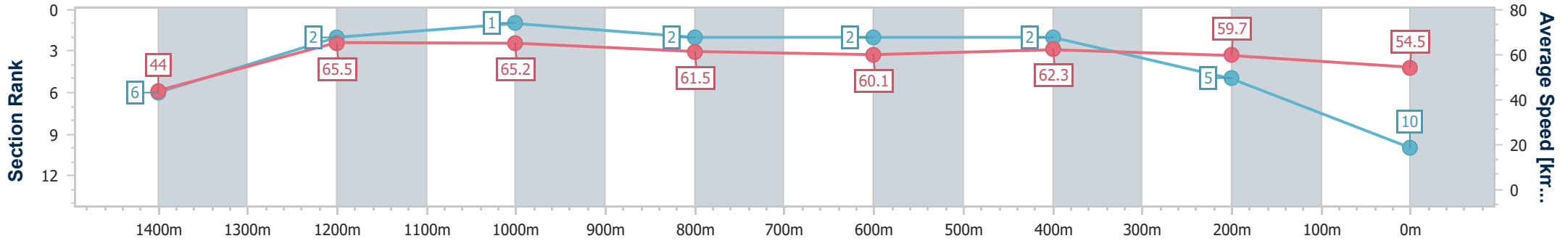
Rockhampton QLD Professional
Race 8: CAPRICORN SURVEY GROUP RATINGS BAND 0 - 55
Handicap - 1500m

29 August 2024 - 15:18

Track Rating: Soft 5, Weather: Fine, Rail Position: +8m Entire



Section	Overall	1400m	1200m	1000m	800m	600m	400m	200m
Section Times	1:31.04 [10] (0:08.19)	1:22.85 [6] (0:11.02)	1:11.83 [2] (0:11.03)	1:00.80 [1] (0:11.75)	0:49.05 [2] (0:12.19)	0:36.86 [2] (0:11.57)	0:25.29 [2] (0:12.08)	0:13.21 [5] (0:13.21)
Average Speed [km/h]	44.0	65.5	65.2	61.5	60.1	62.3	59.7	54.5
Top Speed [km/h]	60.7	67.2	66.9	63.5	61.1	63.4	61.5	57.1
Avg. Dist. to Rail [m]	4.1	2.3	0.9	0.5	2.4	3.2	3.0	3.0
Avg. Stride Freq. [Hz]	2.0	2.3	2.3	2.2	2.2	2.3	2.2	2.1
Avg. Stride Length [m]	5.8	7.7	7.8	7.5	7.5	7.7	7.5	7.1



- [] Ranking at each section and finish
- .-.- No data available at this section
- NA No data available



Horse/Jockey Name	Doom Diva
Final Rank	11
Fastest Section Time (Section)	0:08.84 (Overall)
Top Speed [km/h] (Section)	65.0 (1400m)
Race State	Finished



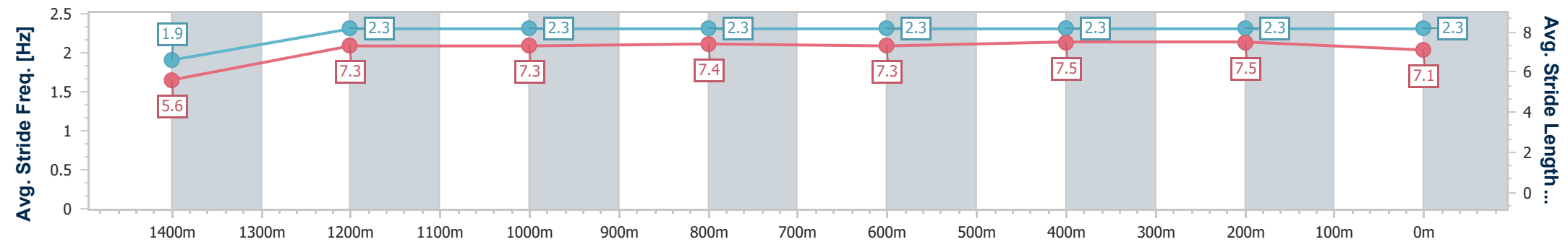
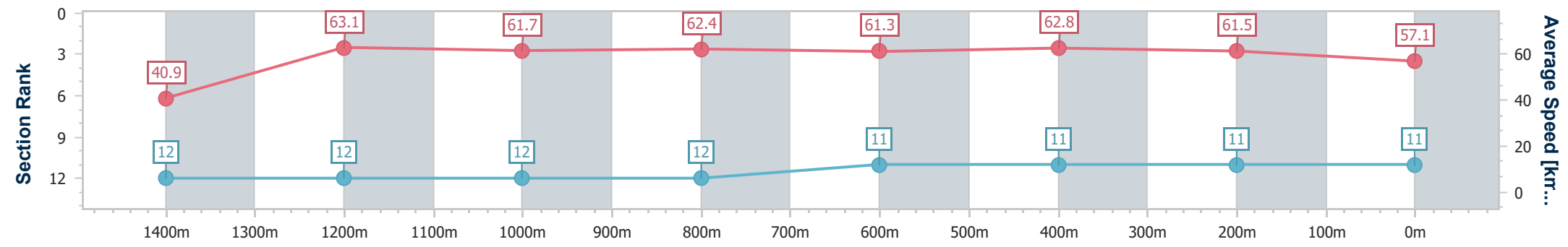
Rockhampton QLD Professional
Race 8: CAPRICORN SURVEY GROUP RATINGS BAND 0 - 55
Handicap - 1500m

29 August 2024 - 15:18

Track Rating: Soft 5, Weather: Fine, Rail Position: +8m Entire



Section	Overall	1400m	1200m	1000m	800m	600m	400m	200m						
Section Times	1:31.08 [11] (0:08.84)	1:22.24 [12] (0:11.39)	1:10.85 [12] (0:11.66)	0:59.19 [12] (0:11.52)	0:47.67 [12] (0:11.90)	0:35.77 [11] (0:11.46)	0:24.31 [11] (0:11.71)	0:12.60 [11] (0:12.60)						
Average Speed [km/h]	40.9	63.1	61.7	62.4	61.3	62.8	61.5	57.1						
Top Speed [km/h]	57.4	65.0	64.3	63.5	62.1	63.5	62.3	60.1						
Avg. Dist. to Rail [m]	6.0	0.7	0.7	0.6	1.5	3.3	4.3	4.5						
Avg. Stride Freq. [Hz]	1.9	2.3	2.3	2.3	2.3	2.3	2.3	2.3						
Avg. Stride Length [m]	5.6	7.3	7.3	7.4	7.3	7.5	7.5	7.1						



- [] Ranking at each section and finish
- .-.- No data available at this section
- NA No data available



Horse/Jockey Name	Volarchi
Final Rank	12
Fastest Section Time (Section)	0:08.02 (Overall)
Top Speed [km/h] (Section)	64.2 (1400m)
Race State	Finished



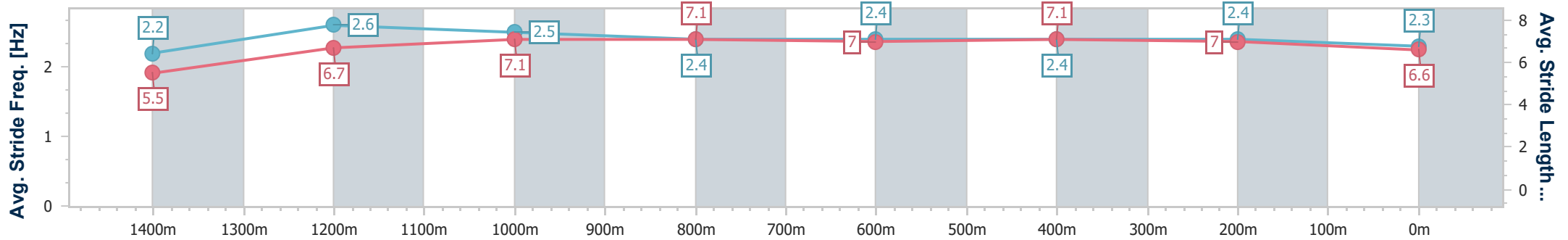
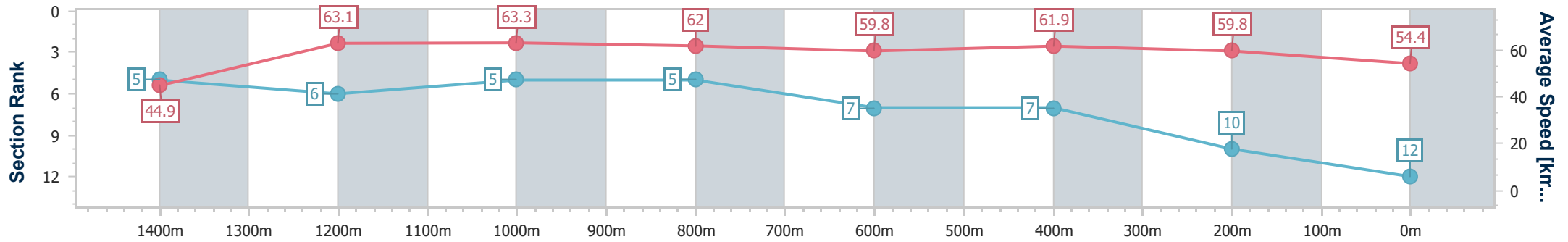
Rockhampton QLD Professional
 Race 8: CAPRICORN SURVEY GROUP RATINGS BAND 0 - 55
 Handicap - 1500m

29 August 2024 - 15:18

Track Rating: Soft 5, Weather: Fine, Rail Position: +8m Entire



Section	Overall	1400m	1200m	1000m	800m	600m	400m	200m
Section Times	1:31.58 [12] (0:08.02)	1:23.56 [5] (0:11.43)	1:12.13 [6] (0:11.34)	1:00.79 [5] (0:11.65)	0:49.14 [5] (0:12.20)	0:36.94 [7] (0:11.66)	0:25.28 [7] (0:12.05)	0:13.23 [10] (0:13.23)
Average Speed [km/h]	44.9	63.1	63.3	62.0	59.8	61.9	59.8	54.4
Top Speed [km/h]	59.3	64.2	63.9	63.5	61.7	62.6	61.6	57.6
Avg. Dist. to Rail [m]	3.2	0.6	0.1	0.5	1.7	2.9	5.0	4.9
Avg. Stride Freq. [Hz]	2.2	2.6	2.5	2.4	2.4	2.4	2.4	2.3
Avg. Stride Length [m]	5.5	6.7	7.1	7.1	7.0	7.1	7.0	6.6



- [] Ranking at each section and finish
- .-.- No data available at this section
- NA No data available



Horse/Jockey Name	Enterprise Success
Final Rank	13
Fastest Section Time (Section)	0:08.93 (Overall)
Top Speed [km/h] (Section)	64.0 (1000m)
Race State	Finished



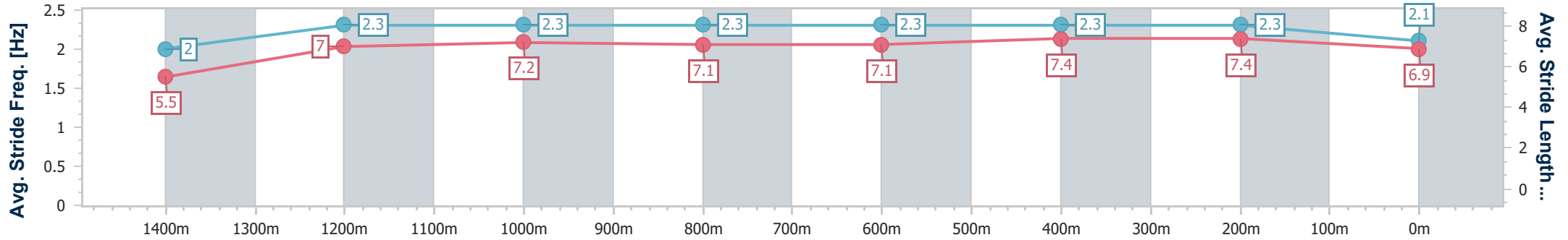
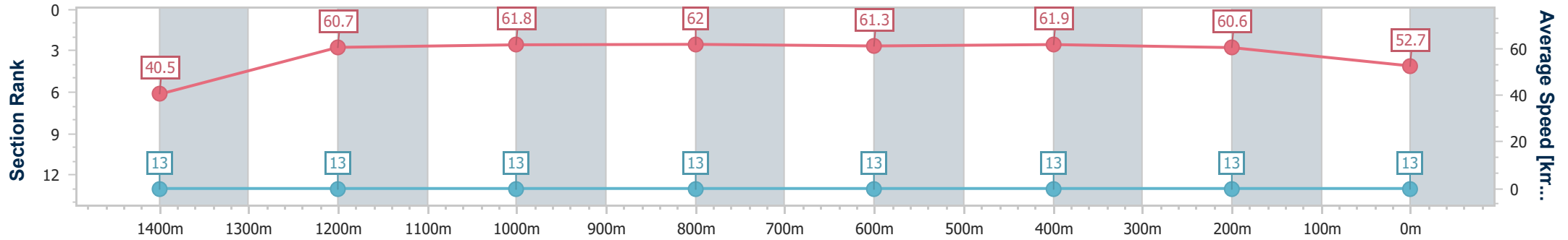
Rockhampton QLD Professional
 Race 8: CAPRICORN SURVEY GROUP RATINGS BAND 0 - 55
 Handicap - 1500m



29 August 2024 - 15:18

Track Rating: Soft 5, Weather: Fine, Rail Position: +8m Entire

Section	Overall	1400m	1200m	1000m	800m	600m	400m	200m
Section Times	1:33.18 [13] (0:08.93)	1:24.25 [13] (0:11.86)	1:12.39 [13] (0:11.67)	1:00.72 [13] (0:11.61)	0:49.11 [13] (0:11.93)	0:37.18 [13] (0:11.64)	0:25.54 [13] (0:11.89)	0:13.65 [13] (0:13.65)
Average Speed [km/h]	40.5	60.7	61.8	62.0	61.3	61.9	60.6	52.7
Top Speed [km/h]	56.2	63.3	63.4	64.0	63.1	63.3	62.5	57.0
Avg. Dist. to Rail [m]	8.1	0.4	0.4	0.5	2.1	3.2	1.8	1.6
Avg. Stride Freq. [Hz]	2.0	2.3	2.3	2.3	2.3	2.3	2.3	2.1
Avg. Stride Length [m]	5.5	7.0	7.2	7.1	7.1	7.4	7.4	6.9



- [] Ranking at each section and finish
- .-.- No data available at this section
- NA No data available