

Track Rating: Soft 5, Weather: Fine, Rail Position: +8m Entire

Section		Field Times										Last 600m	
		Overall	1200m	1000m	800m	600m	400m					0:35.07	
		(0:07.53)	(0:11.08)	(0:11.16)	(0:11.83)	(0:11.34)	(0:11.64)						
Rank	TAB	Horse/Jockey	Barrier	Top Speed [km/h]	Fastest Section							Distance Travelled [m]	
1	8	BOLD PEDRO Georgina Cartwright	3	65.4 600m	0:07.71 Overall	1:16.67 [1] (0:07.71)	1:08.96 [3] (0:11.38)	0:57.58 [6] (0:11.43)	0:46.15 [6] (0:11.70)	0:34.45 [5] (0:11.19)	0:23.26 [4] (0:11.31)	0:34.45	
2	1	STAMPE Warwick Satherley	5	65.6 1200m	0:07.53 Overall	1:16.74 [2] (0:07.53)	1:09.21 [1] (0:11.26)	0:57.95 [3] (0:11.44)	0:46.51 [4] (0:11.69)	0:34.82 [3] (0:11.33)	0:23.49 [3] (0:11.33)	0:34.82	-1
3	3	FIGHTING COMMANDO Ron Stewart	2	66.0 1000m	0:07.92 Overall	1:17.26 [3] (0:07.92)	1:09.34 [8] (0:11.57)	0:57.77 [8] (0:11.39)	0:46.38 [8] (0:11.57)	0:34.81 [7] (0:11.14)	0:23.67 [8] (0:11.40)	0:34.81	+4
4	6	KNIGHT'S SWORD Ryan Wiggins	1	66.5 600m	0:07.92 Overall	1:17.34 [4] (0:07.92)	1:09.42 [7] (0:11.46)	0:57.96 [7] (0:11.49)	0:46.47 [7] (0:11.59)	0:34.88 [8] (0:11.08)	0:23.80 [7] (0:11.40)	0:34.88	+0
5	4	LETMELETGO Sean Cormack	6	67.4 400m	0:07.80 Overall	1:17.45 [5] (0:07.80)	1:09.65 [6] (0:11.25)	0:58.40 [5] (0:11.46)	0:46.94 [5] (0:11.74)	0:35.20 [6] (0:11.26)	0:23.94 [6] (0:11.30)	0:35.20	-2
6	5	SIR ROCKET Tahlia Fenlon	4	65.8 600m	0:08.10 Overall	1:17.55 [6] (0:08.10)	1:09.45 [9] (0:11.68)	0:57.77 [9] (0:11.31)	0:46.46 [9] (0:11.62)	0:34.84 [10] (0:11.14)	0:23.70 [10] (0:11.26)	0:34.84	+0
7	10	GOLDEN ATHENA Melea Castle	8	65.7 600m	0:08.29 Overall	1:17.79 [7] (0:08.29)	1:09.50 [10] (0:11.61)	0:57.89 [10] (0:11.28)	0:46.61 [10] (0:11.49)	0:35.12 [9] (0:11.16)	0:23.96 [9] (0:11.44)	0:35.12	-4
8	7	BONDURANT Samantha Collett	10	67.3 1200m	0:07.72 Overall	1:18.01 [8] (0:07.72)	1:10.29 [4] (0:10.89)	0:59.40 [1] (0:11.16)	0:48.24 [1] (0:11.83)	0:36.41 [1] (0:11.54)	0:24.87 [2] (0:11.90)	0:36.41	+4
9	2	OUTBACK ACTION Justin Huxtable	9	68.3 1200m	0:07.78 Overall	1:18.03 [9] (0:07.78)	1:10.25 [5] (0:10.88)	0:59.37 [2] (0:11.23)	0:48.14 [2] (0:11.75)	0:36.39 [2] (0:11.30)	0:25.09 [1] (0:11.87)	0:36.39	-3
10	9	CHICKERARTIE Jackson Murphy	7	66.4 1200m	0:07.66 Overall	1:18.03 [10] (0:07.66)	1:10.37 [2] (0:11.13)	0:59.24 [3] (0:11.43)	0:47.81 [3] (0:11.83)	0:35.98 [4] (0:11.37)	0:24.61 [5] (0:11.83)	0:35.98	+2



Rockhampton QLD Professional

Race 6: ROCKY SIGHT AND SOUND OPEN Handicap - 1300m

29 August 2024 - 14:04



Track Rating: Soft 5, Weather: Fine, Rail Position: +8m Entire

Section				200m				Last 600m	
Field Times				0:12.09 (0:12.09)				0:35.07	
Rank	TAB	Horse/Jockey	Barrier	Top Speed [km/h]	Fastest Section	Margin			Distance Travelled [m]
1	8	BOLD PEDRO Georgina Cartwright	3	65.4 600m	0:07.71 Overall	0:11.95 [2] (0:11.95)	1:16.67		0:34.45
2	1	STAMPE Warwick Satherley	5	65.6 1200m	0:07.53 Overall	0:12.16 [1] (0:12.16)	0.42L		0:34.82 -1
3	3	FIGHTING COMMANDO Ron Stewart	2	66.0 1000m	0:07.92 Overall	0:12.27 [6] (0:12.27)	3.43L		0:34.81 +4
4	6	KNIGHT'S SWORD Ryan Wiggins	1	66.5 600m	0:07.92 Overall	0:12.40 [5] (0:12.40)	3.93L		0:34.88 +0
5	4	LETMELETGO Sean Cormack	6	67.4 400m	0:07.80 Overall	0:12.64 [3] (0:12.64)	4.55L		0:35.20 -2
6	5	SIR ROCKET Tahlia Fenlon	4	65.8 600m	0:08.10 Overall	0:12.44 [8] (0:12.44)	5.15L		0:34.84 +0
7	10	GOLDEN ATHENA Melea Castle	8	65.7 600m	0:08.29 Overall	0:12.52 [10] (0:12.52)	6.59L		0:35.12 -4
8	7	BONDURANT Samantha Collett	10	67.3 1200m	0:07.72 Overall	0:12.97 [7] (0:12.97)	7.86L		0:36.41 +4
9	2	OUTBACK ACTION Justin Huxtable	9	68.3 1200m	0:07.78 Overall	0:13.22 [4] (0:13.22)	7.98L		0:36.39 -3
10	9	CHICKERARTIE Jackson Murphy	7	66.4 1200m	0:07.66 Overall	0:12.78 [9] (0:12.78)	7.99L		0:35.98 +2

[] Ranking at each section and finish
 -:-:- No data available at this section
 NA No data available

SCN Saddle cloth number
 DNF Did not finish
 DNT Did not track



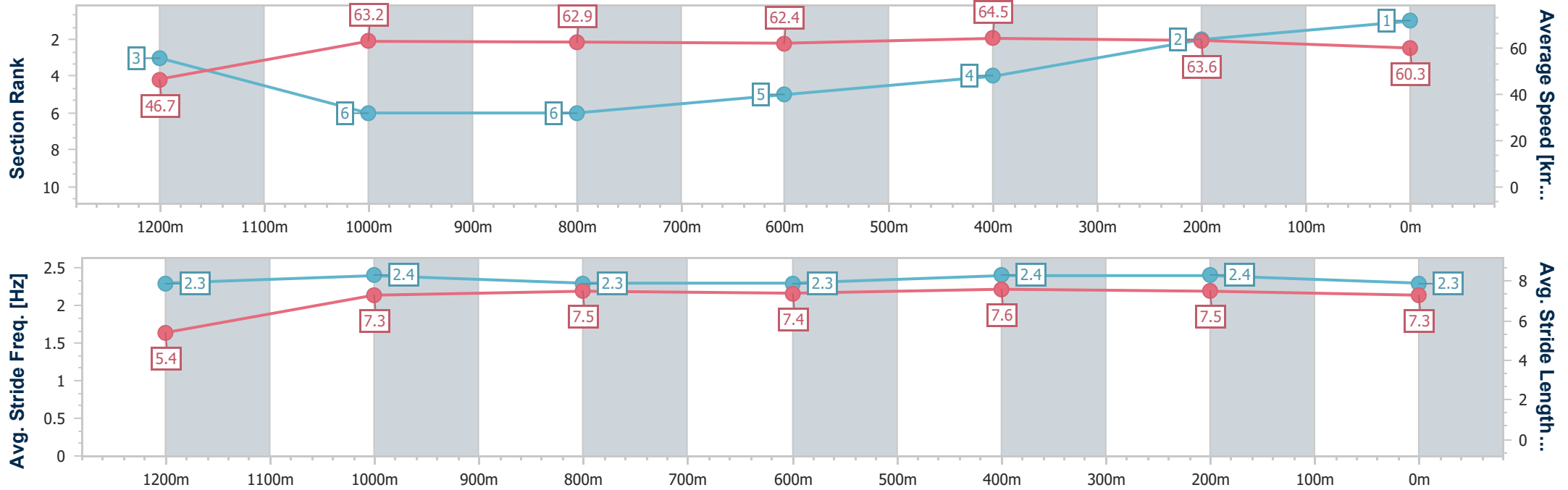
Horse/Jockey Name	Bold Pedro
Final Rank	1
Fastest Section Time (Section)	0:07.71 (Overall)
Top Speed [km/h] (Section)	65.4 (600m)
Race State	Finished



Rockhampton QLD Professional
 Race 6: ROCKY SIGHT AND SOUND OPEN Handicap - 1300m
 29 August 2024 - 14:04
 Track Rating: Soft 5, Weather: Fine, Rail Position: +8m Entire



Section	Overall	1200m	1000m	800m	600m	400m	200m
Section Times	1:16.67 [1] (0:07.71)	1:08.96 [3] (0:11.38)	0:57.58 [6] (0:11.43)	0:46.15 [6] (0:11.70)	0:34.45 [5] (0:11.19)	0:23.26 [4] (0:11.31)	0:11.95 [2] (0:11.95)
Average Speed [km/h]	46.7	63.2	62.9	62.4	64.5	63.6	60.3
Top Speed [km/h]	60.2	65.0	65.4	63.6	65.4	65.1	62.1
Avg. Dist. to Rail [m]	0.9	0.8	0.8	1.8	4.5	5.6	4.7
Avg. Stride Freq. [Hz]	2.3	2.4	2.3	2.3	2.4	2.4	2.3
Avg. Stride Length [m]	5.4	7.3	7.5	7.4	7.6	7.5	7.3



- [] Ranking at each section and finish
- .-.- No data available at this section
- NA No data available



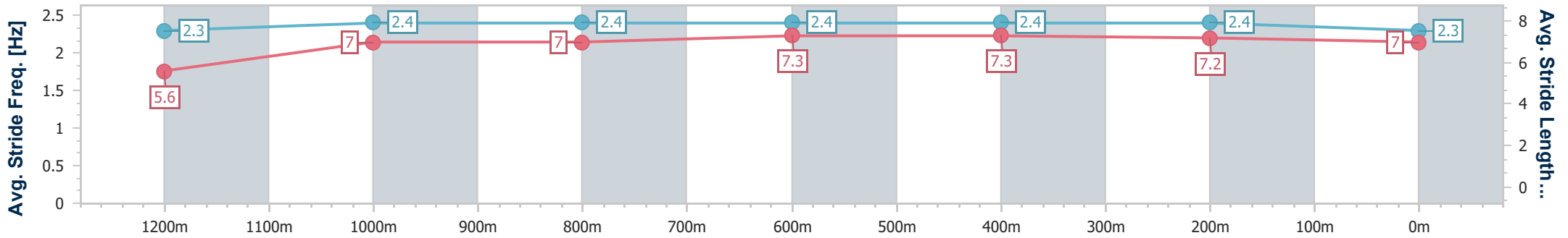
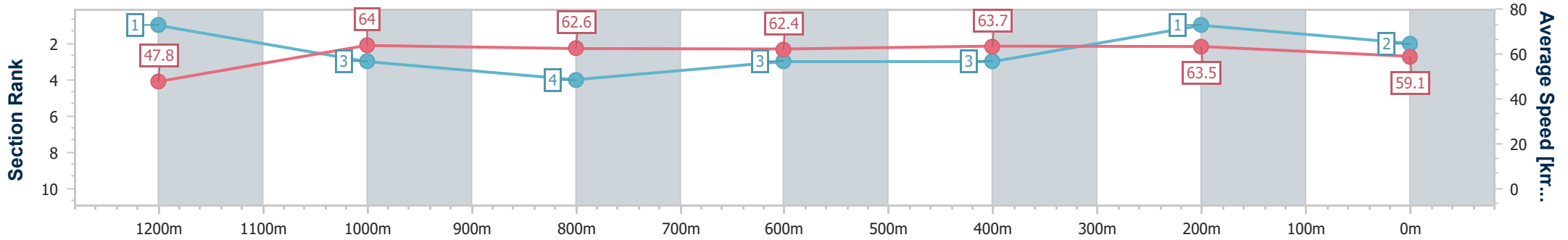
Horse/Jockey Name	Stampe
Final Rank	2
Fastest Section Time (Section)	0:07.53 (Overall)
Top Speed [km/h] (Section)	65.6 (1200m)
Race State	Finished



Rockhampton QLD Professional
 Race 6: ROCKY SIGHT AND SOUND OPEN Handicap - 1300m
 29 August 2024 - 14:04
 Track Rating: Soft 5, Weather: Fine, Rail Position: +8m Entire



Section	Overall	1200m	1000m	800m	600m	400m	200m
Section Times	1:16.74 [2] (0:07.53)	1:09.21 [1] (0:11.26)	0:57.95 [3] (0:11.44)	0:46.51 [4] (0:11.69)	0:34.82 [3] (0:11.33)	0:23.49 [3] (0:11.33)	0:12.16 [1] (0:12.16)
Average Speed [km/h]	47.8	64.0	62.6	62.4	63.7	63.5	59.1
Top Speed [km/h]	60.9	65.6	65.4	64.0	65.5	65.5	61.7
Avg. Dist. to Rail [m]	2.5	0.6	0.7	1.5	3.8	4.3	4.1
Avg. Stride Freq. [Hz]	2.3	2.4	2.4	2.4	2.4	2.4	2.3
Avg. Stride Length [m]	5.6	7.0	7.0	7.3	7.3	7.2	7.0



- [] Ranking at each section and finish
- .-.- No data available at this section
- NA No data available



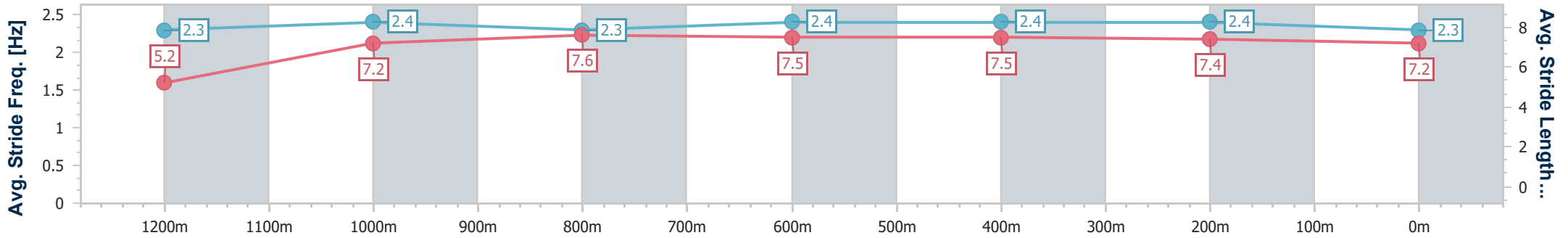
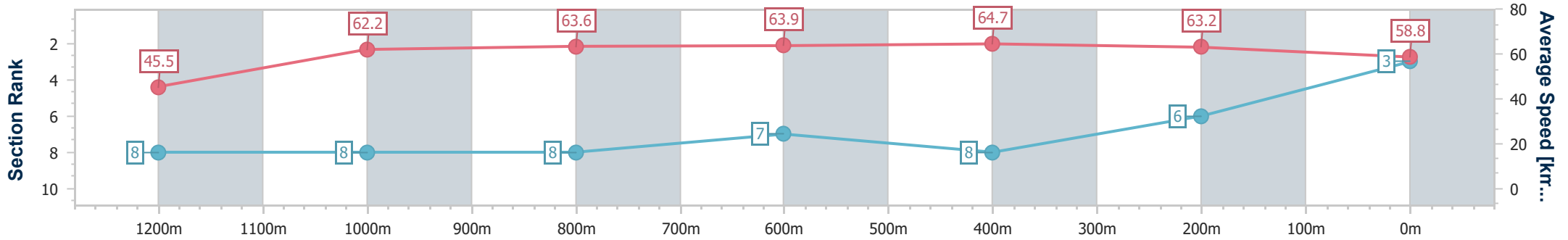
Horse/Jockey Name	Fighting Commando
Final Rank	3
Fastest Section Time (Section)	0:07.92 (Overall)
Top Speed [km/h] (Section)	66.0 (1000m)
Race State	Finished



Rockhampton QLD Professional
 Race 6: ROCKY SIGHT AND SOUND OPEN Handicap - 1300m
 29 August 2024 - 14:04
 Track Rating: Soft 5, Weather: Fine, Rail Position: +8m Entire



Section	Overall	1200m	1000m	800m	600m	400m	200m
Section Times	1:17.26 [3] (0:07.92)	1:09.34 [8] (0:11.57)	0:57.77 [8] (0:11.39)	0:46.38 [8] (0:11.57)	0:34.81 [7] (0:11.14)	0:23.67 [8] (0:11.40)	0:12.27 [6] (0:12.27)
Average Speed [km/h]	45.5	62.2	63.6	63.9	64.7	63.2	58.8
Top Speed [km/h]	57.9	65.4	66.0	65.0	65.1	64.5	61.4
Avg. Dist. to Rail [m]	0.6	0.4	1.0	3.3	7.7	9.8	9.2
Avg. Stride Freq. [Hz]	2.3	2.4	2.3	2.4	2.4	2.4	2.3
Avg. Stride Length [m]	5.2	7.2	7.6	7.5	7.5	7.4	7.2



- [] Ranking at each section and finish
- .-.- No data available at this section
- NA No data available



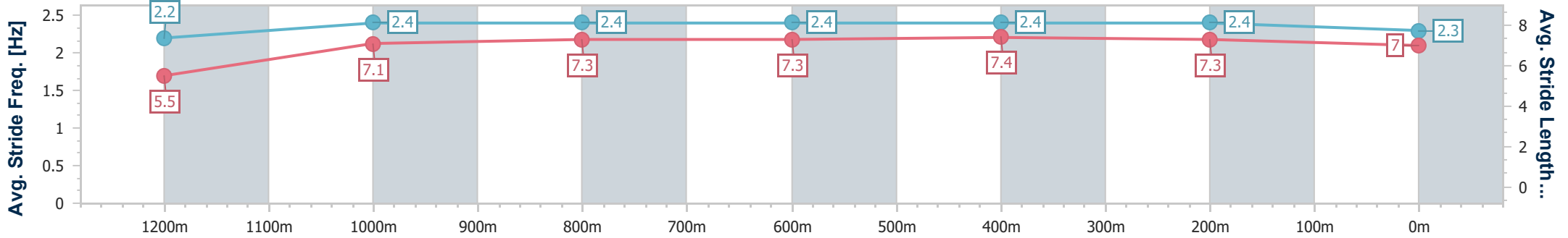
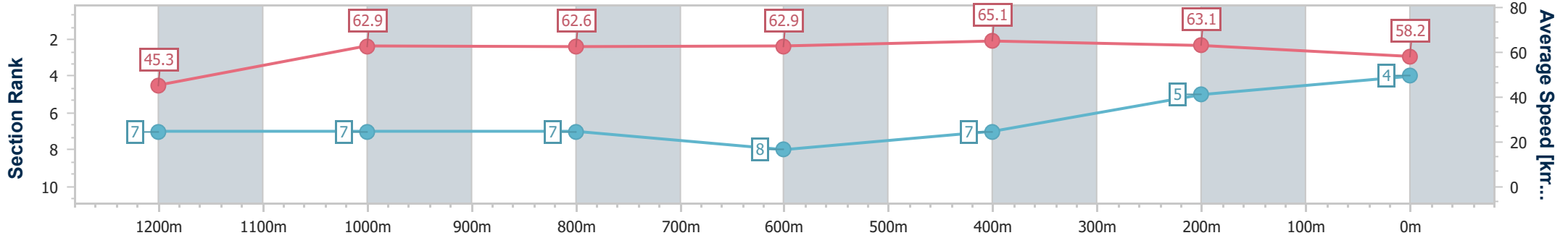
Horse/Jockey Name	Knight's Sword
Final Rank	4
Fastest Section Time (Section)	0:07.92 (Overall)
Top Speed [km/h] (Section)	66.5 (600m)
Race State	Finished



Rockhampton QLD Professional
 Race 6: ROCKY SIGHT AND SOUND OPEN Handicap - 1300m
 29 August 2024 - 14:04
 Track Rating: Soft 5, Weather: Fine, Rail Position: +8m Entire



Section	Overall	1200m	1000m	800m	600m	400m	200m
Section Times	1:17.34 [4] (0:07.92)	1:09.42 [7] (0:11.46)	0:57.96 [7] (0:11.49)	0:46.47 [7] (0:11.59)	0:34.88 [8] (0:11.08)	0:23.80 [7] (0:11.40)	0:12.40 [5]
Average Speed [km/h]	45.3	62.9	62.6	62.9	65.1	63.1	58.2
Top Speed [km/h]	59.4	64.7	64.8	64.7	66.5	66.2	60.4
Avg. Dist. to Rail [m]	0.9	0.8	0.7	1.8	2.4	2.9	4.1
Avg. Stride Freq. [Hz]	2.2	2.4	2.4	2.4	2.4	2.4	2.3
Avg. Stride Length [m]	5.5	7.1	7.3	7.3	7.4	7.3	7.0



- [] Ranking at each section and finish
- .-.- No data available at this section
- NA No data available



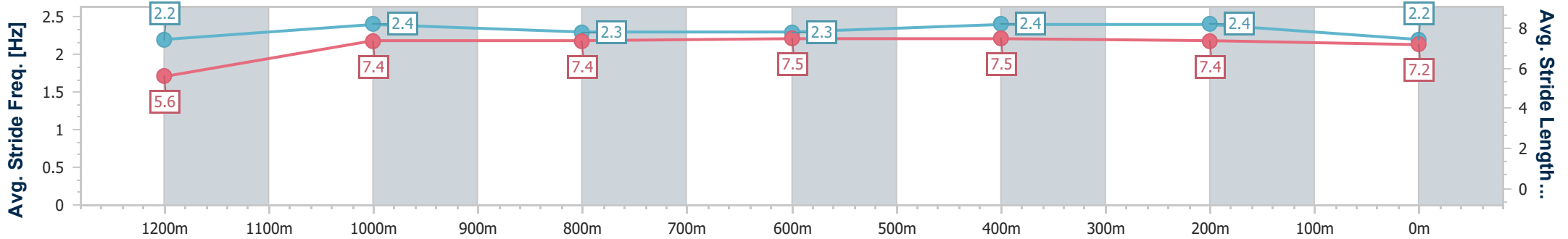
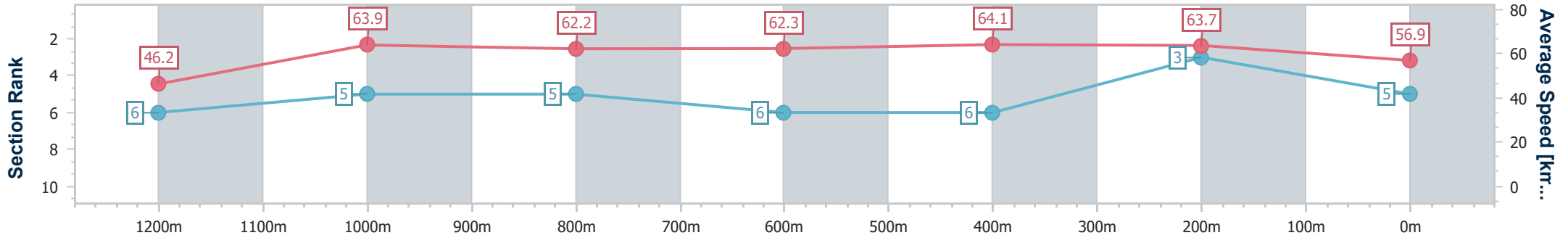
Horse/Jockey Name	Letmeletgo
Final Rank	5
Fastest Section Time (Section)	0:07.80 (Overall)
Top Speed [km/h] (Section)	67.4 (400m)
Race State	Finished



Rockhampton QLD Professional
 Race 6: ROCKY SIGHT AND SOUND OPEN Handicap - 1300m
 29 August 2024 - 14:04
 Track Rating: Soft 5, Weather: Fine, Rail Position: +8m Entire



Section	Overall	1200m	1000m	800m	600m	400m	200m
Section Times	1:17.45 [5] (0:07.80)	1:09.65 [6] (0:11.25)	0:58.40 [5] (0:11.46)	0:46.94 [5] (0:11.74)	0:35.20 [6] (0:11.26)	0:23.94 [6] (0:11.30)	0:12.64 [3] (0:12.64)
Average Speed [km/h]	46.2	63.9	62.2	62.3	64.1	63.7	56.9
Top Speed [km/h]	61.5	65.9	63.8	63.6	67.1	67.4	60.0
Avg. Dist. to Rail [m]	2.6	0.7	1.5	2.0	5.2	7.0	5.7
Avg. Stride Freq. [Hz]	2.2	2.4	2.3	2.3	2.4	2.4	2.2
Avg. Stride Length [m]	5.6	7.4	7.4	7.5	7.5	7.4	7.2



- [] Ranking at each section and finish
- .-.- No data available at this section
- NA No data available



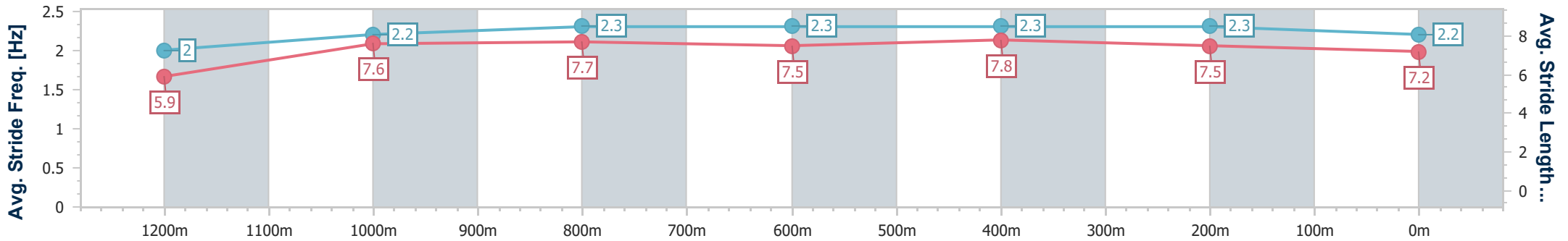
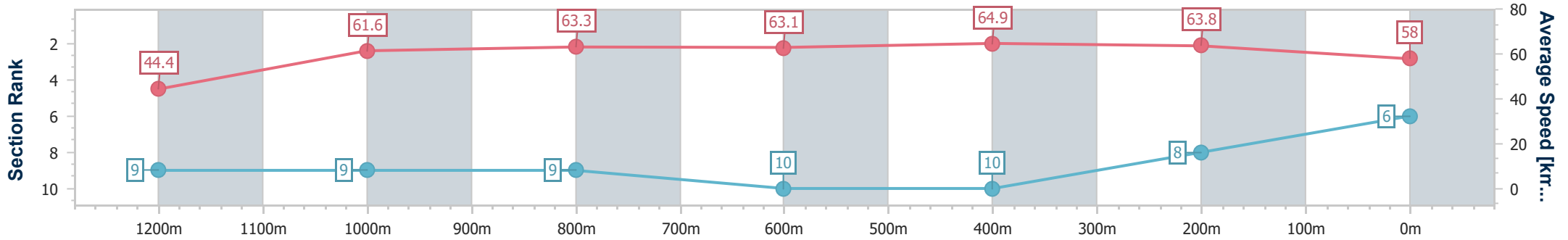
Horse/Jockey Name	Sir Rocket
Final Rank	6
Fastest Section Time (Section)	0:08.10 (Overall)
Top Speed [km/h] (Section)	65.8 (600m)
Race State	Finished



Rockhampton QLD Professional
 Race 6: ROCKY SIGHT AND SOUND OPEN Handicap - 1300m
 29 August 2024 - 14:04
 Track Rating: Soft 5, Weather: Fine, Rail Position: +8m Entire



Section	Overall	1200m	1000m	800m	600m	400m	200m
Section Times	1:17.55 [6] (0:08.10)	1:09.45 [9] (0:11.68)	0:57.77 [9] (0:11.31)	0:46.46 [9] (0:11.62)	0:34.84 [10] (0:11.14)	0:23.70 [10] (0:11.26)	0:12.44 [8]
Average Speed [km/h]	44.4	61.6	63.3	63.1	64.9	63.8	58.0
Top Speed [km/h]	56.7	64.5	65.1	65.6	65.8	65.7	61.4
Avg. Dist. to Rail [m]	1.1	1.0	1.2	2.6	5.4	8.5	8.1
Avg. Stride Freq. [Hz]	2.0	2.2	2.3	2.3	2.3	2.3	2.2
Avg. Stride Length [m]	5.9	7.6	7.7	7.5	7.8	7.5	7.2



- [] Ranking at each section and finish
- .-.- No data available at this section
- NA No data available



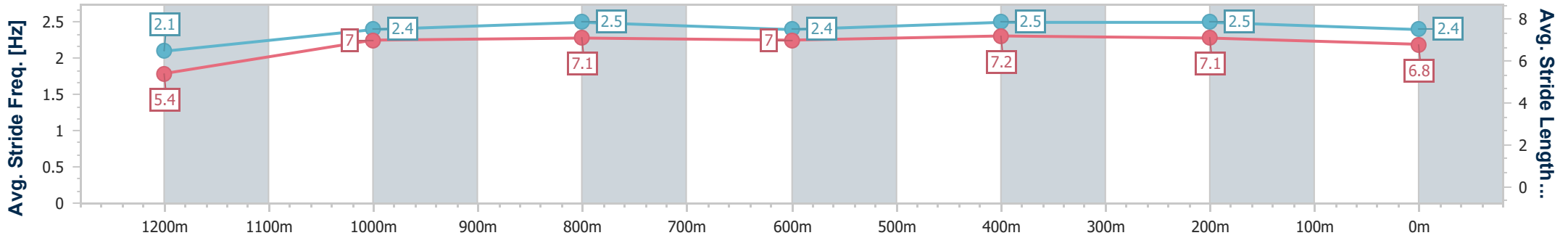
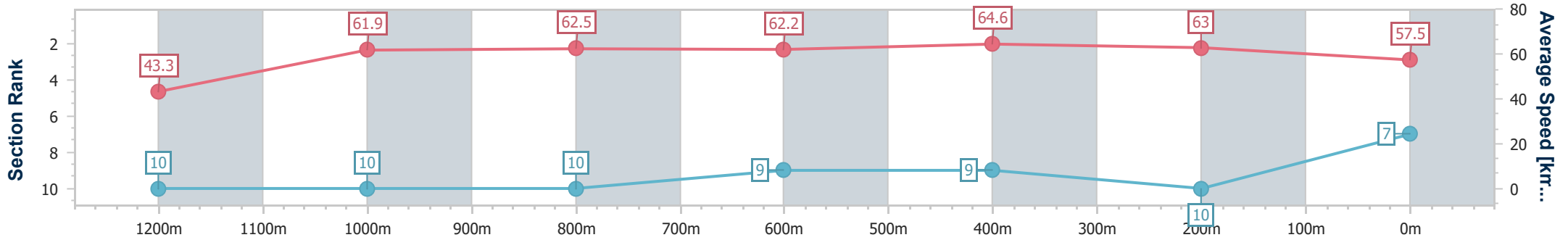
Horse/Jockey Name	Golden Athena
Final Rank	7
Fastest Section Time (Section)	0:08.29 (Overall)
Top Speed [km/h] (Section)	65.7 (600m)
Race State	Finished



Rockhampton QLD Professional
 Race 6: ROCKY SIGHT AND SOUND OPEN Handicap - 1300m
 29 August 2024 - 14:04
 Track Rating: Soft 5, Weather: Fine, Rail Position: +8m Entire



Section	Overall	1200m	1000m	800m	600m	400m	200m
Section Times	1:17.79 [7] (0:08.29)	1:09.50 [10] (0:11.61)	0:57.89 [10] (0:11.28)	0:46.61 [10] (0:11.49)	0:35.12 [9] (0:11.16)	0:23.96 [9] (0:11.44)	0:12.52 [10] (0:12.52)
Average Speed [km/h]	43.3	61.9	62.5	62.2	64.6	63.0	57.5
Top Speed [km/h]	58.9	64.5	65.4	63.8	65.7	64.5	60.1
Avg. Dist. to Rail [m]	3.2	1.9	3.2	1.2	1.6	2.8	5.6
Avg. Stride Freq. [Hz]	2.1	2.4	2.5	2.4	2.5	2.5	2.4
Avg. Stride Length [m]	5.4	7.0	7.1	7.0	7.2	7.1	6.8



- [] Ranking at each section and finish
- .-.- No data available at this section
- NA No data available



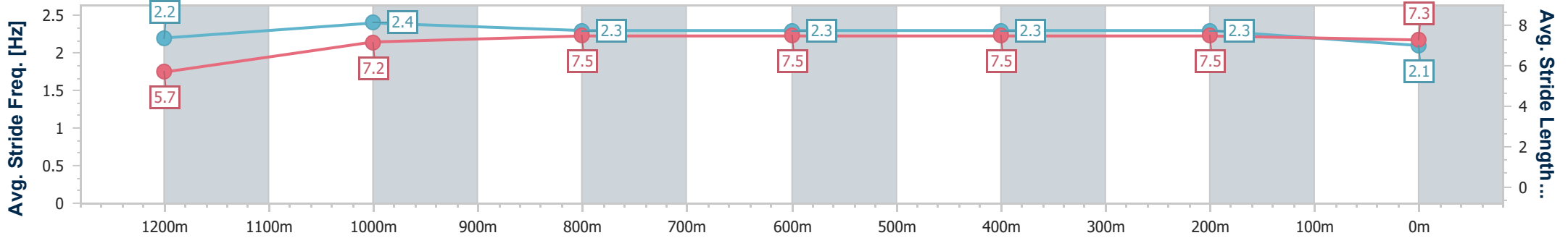
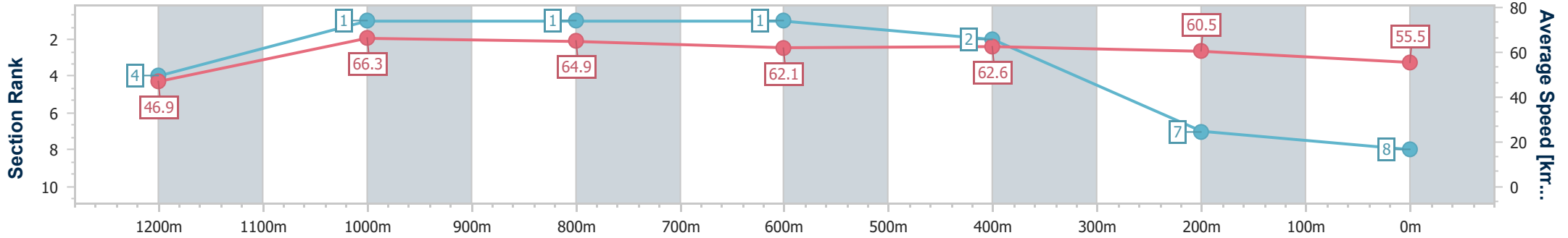
Horse/Jockey Name	Bondurant
Final Rank	8
Fastest Section Time (Section)	0:07.72 (Overall)
Top Speed [km/h] (Section)	67.3 (1200m)
Race State	Finished



Rockhampton QLD Professional
 Race 6: ROCKY SIGHT AND SOUND OPEN Handicap - 1300m
 29 August 2024 - 14:04
 Track Rating: Soft 5, Weather: Fine, Rail Position: +8m Entire



Section	Overall	1200m	1000m	800m	600m	400m	200m
Section Times	1:18.01 [8] (0:07.72)	1:10.29 [4] (0:10.89)	0:59.40 [1] (0:11.16)	0:48.24 [1] (0:11.83)	0:36.41 [1] (0:11.54)	0:24.87 [2] (0:11.90)	0:12.97 [7]
Average Speed [km/h]	46.9	66.3	64.9	62.1	62.6	60.5	55.5
Top Speed [km/h]	63.4	67.3	66.9	63.8	63.8	62.0	58.4
Avg. Dist. to Rail [m]	6.4	2.9	1.6	2.5	3.1	4.5	5.6
Avg. Stride Freq. [Hz]	2.2	2.4	2.3	2.3	2.3	2.3	2.1
Avg. Stride Length [m]	5.7	7.2	7.5	7.5	7.5	7.5	7.3



- [] Ranking at each section and finish
- .-.- No data available at this section
- NA No data available



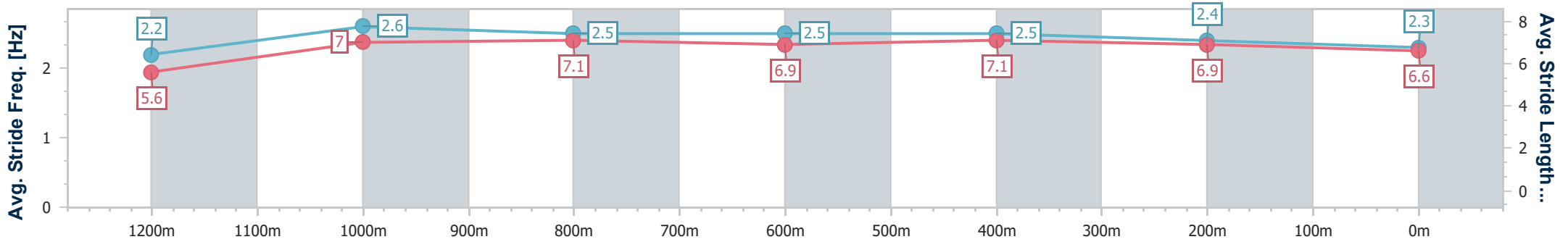
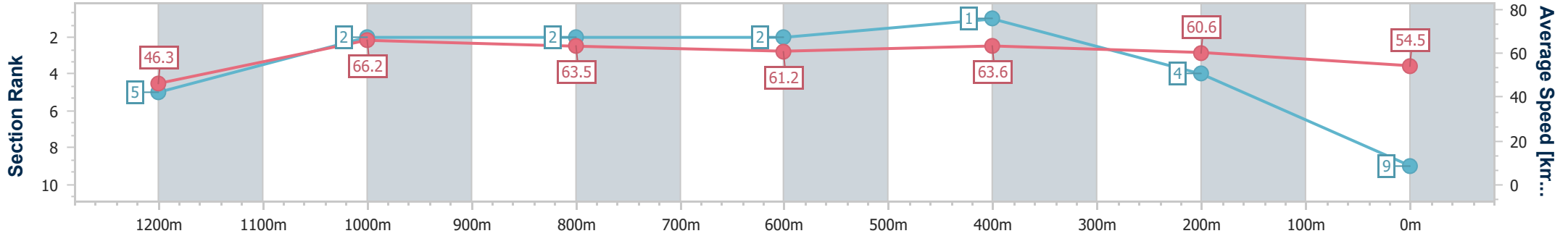
Horse/Jockey Name	Outback Action
Final Rank	9
Fastest Section Time (Section)	0:07.78 (Overall)
Top Speed [km/h] (Section)	68.3 (1200m)
Race State	Finished



Rockhampton QLD Professional
 Race 6: ROCKY SIGHT AND SOUND OPEN Handicap - 1300m
 29 August 2024 - 14:04
 Track Rating: Soft 5, Weather: Fine, Rail Position: +8m Entire



Section	Overall	1200m	1000m	800m	600m	400m	200m
Section Times	1:18.03 [9] (0:07.78)	1:10.25 [5] (0:10.88)	0:59.37 [2] (0:11.23)	0:48.14 [2] (0:11.75)	0:36.39 [2] (0:11.30)	0:25.09 [1] (0:11.87)	0:13.22 [4] (0:13.22)
Average Speed [km/h]	46.3	66.2	63.5	61.2	63.6	60.6	54.5
Top Speed [km/h]	64.5	68.3	67.5	61.9	64.6	62.9	58.5
Avg. Dist. to Rail [m]	5.0	0.8	1.6	0.6	1.3	2.0	3.0
Avg. Stride Freq. [Hz]	2.2	2.6	2.5	2.5	2.5	2.4	2.3
Avg. Stride Length [m]	5.6	7.0	7.1	6.9	7.1	6.9	6.6



- [] Ranking at each section and finish
- .-.- No data available at this section
- NA No data available



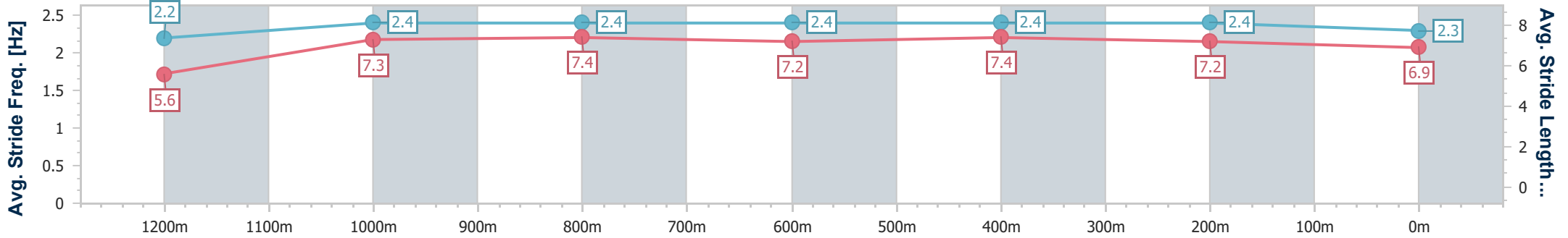
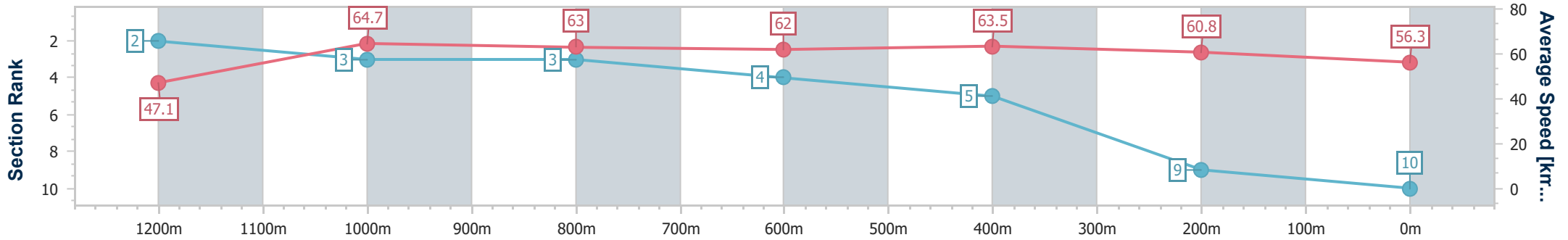
Horse/Jockey Name	Chickerartie
Final Rank	10
Fastest Section Time (Section)	0:07.66 (Overall)
Top Speed [km/h] (Section)	66.4 (1200m)
Race State	Finished



Rockhampton QLD Professional
 Race 6: ROCKY SIGHT AND SOUND OPEN Handicap - 1300m
 29 August 2024 - 14:04
 Track Rating: Soft 5, Weather: Fine, Rail Position: +8m Entire



Section	Overall	1200m	1000m	800m	600m	400m	200m
Section Times	1:18.03 [10] (0:07.66)	1:10.37 [2] (0:11.13)	0:59.24 [3] (0:11.43)	0:47.81 [3] (0:11.83)	0:35.98 [4] (0:11.37)	0:24.61 [5] (0:11.83)	0:12.78 [9] (0:12.78)
Average Speed [km/h]	47.1	64.7	63.0	62.0	63.5	60.8	56.3
Top Speed [km/h]	62.1	66.4	65.7	63.6	65.0	63.7	58.7
Avg. Dist. to Rail [m]	2.9	0.4	0.5	2.6	4.9	6.4	7.3
Avg. Stride Freq. [Hz]	2.2	2.4	2.4	2.4	2.4	2.4	2.3
Avg. Stride Length [m]	5.6	7.3	7.4	7.2	7.4	7.2	6.9



- [] Ranking at each section and finish
- .-.- No data available at this section
- NA No data available