



Rockhampton QLD Professional

Race 4: CAULFIELD CUP TICKETS ON SALE NOW Class 5 Handicap - 1050m

29 August 2024 - 12:54



Track Rating: Soft 5, Weather: Fine, Rail Position: +8m Entire

Section												Last 600m		
Field Times												0:33.44		
	Overall	1000m	800m	600m	400m	200m								
	1:01.72 (0:04.55)	0:57.17 (0:11.93)	0:45.24 (0:11.80)	0:33.44 (0:11.04)	0:22.40 (0:10.87)	0:11.53 (0:11.53)								
Rank	TAB	Horse/Jockey	Barrier	Top Speed [km/h]	Fastest Section								Margin	Distance Travelled [m]
1	4	GROOVIN' THE MOO Samantha Collett	4	67.5 600m	0:04.57 Overall	1:01.72 [1] (0:04.57)	0:57.15 [2] (0:11.91)	0:45.24 [1] (0:11.89)	0:33.35 [2] (0:10.95)	0:22.40 [1] (0:10.87)	0:11.53 [1] (0:11.53)	1:01.72	0:33.35	
2	6	ENABLER Sean Cormack	5	69.3 600m	0:04.86 Overall	1:01.74 [2] (0:04.86)	0:56.88 [6] (0:12.01)	0:44.87 [6] (0:12.00)	0:32.87 [7] (0:10.66)	0:22.21 [4] (0:10.70)	0:11.51 [3] (0:11.51)	0.13L	0:32.87	+1
3	5	PRETTY SLICK Ryan Wiggins	2	67.9 400m	0:04.70 Overall	1:01.95 [3] (0:04.70)	0:57.25 [3] (0:12.00)	0:45.25 [4] (0:11.95)	0:33.30 [5] (0:10.93)	0:22.37 [6] (0:10.81)	0:11.56 [4] (0:11.56)	1.32L	0:33.30	-1
4	1	DOUBTING EYE Warwick Satherley	3	68.0 400m	0:04.93 Overall	1:02.01 [4] (0:04.93)	0:57.08 [7] (0:11.81)	0:45.27 [5] (0:11.78)	0:33.49 [4] (0:11.04)	0:22.45 [5] (0:10.87)	0:11.58 [6] (0:11.58)	1.68L	0:33.49	-4
5	2	GROWL Tahlia Fenlon	6	67.3 400m	0:04.71 Overall	1:02.13 [5] (0:04.71)	0:57.42 [4] (0:11.98)	0:45.44 [3] (0:11.78)	0:33.66 [3] (0:10.90)	0:22.76 [3] (0:10.86)	0:11.90 [2] (0:11.90)	2.43L	0:33.66	+2
6	10	MILKY ROCKET Ron Stewart	1	66.8 400m	0:04.55 Overall	1:02.21 [6] (0:04.55)	0:57.66 [1] (0:11.94)	0:45.72 [2] (0:11.79)	0:33.93 [1] (0:11.08)	0:22.85 [2] (0:11.03)	0:11.82 [5] (0:11.82)	2.9L	0:33.93	-3
7	3	SRINI Justin Huxtable	7	68.8 400m	0:05.01 Overall	1:02.30 [7] (0:05.01)	0:57.29 [9] (0:11.97)	0:45.32 [7] (0:11.77)	0:33.55 [6] (0:10.86)	0:22.69 [7] (0:10.97)	0:11.72 [7] (0:11.72)	3.42L	0:33.55	-5
8	9	SHEEZALITTLETORQUE Georgina Cartwright	9	68.8 600m	0:04.86 Overall	1:02.78 [8] (0:04.86)	0:57.92 [5] (0:12.32)	0:45.60 [8] (0:11.84)	0:33.76 [8] (0:10.69)	0:23.07 [8] (0:10.95)	0:12.12 [8] (0:12.12)	6.21L	0:33.76	+1
9	7	MISHANI FRAUDSTER Justin Stanley	8	68.6 600m	0:05.01 Overall	1:03.10 [9] (0:05.01)	0:58.09 [8] (0:12.24)	0:45.85 [9] (0:11.83)	0:34.02 [9] (0:10.71)	0:23.31 [9] (0:10.98)	0:12.33 [9] (0:12.33)	8.14L	0:34.02	-3

Scratched: Sennaprost (#8)

[] Ranking at each section and finish
 -:-:- No data available at this section
 NA No data available

SCN Saddle cloth number
 DNF Did not finish
 DNT Did not track



Horse/Jockey Name	Groovin' The Moo
Final Rank	1
Fastest Section Time (Section)	0:04.57 (Overall)
Top Speed [km/h] (Section)	67.5 (600m)
Race State	Finished



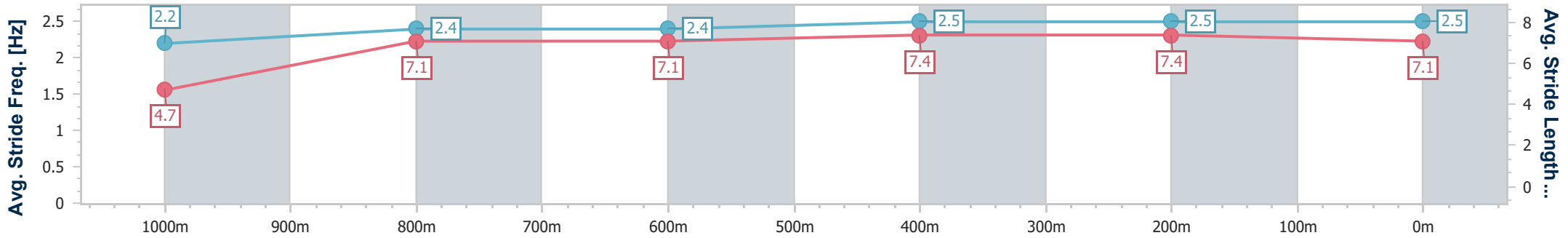
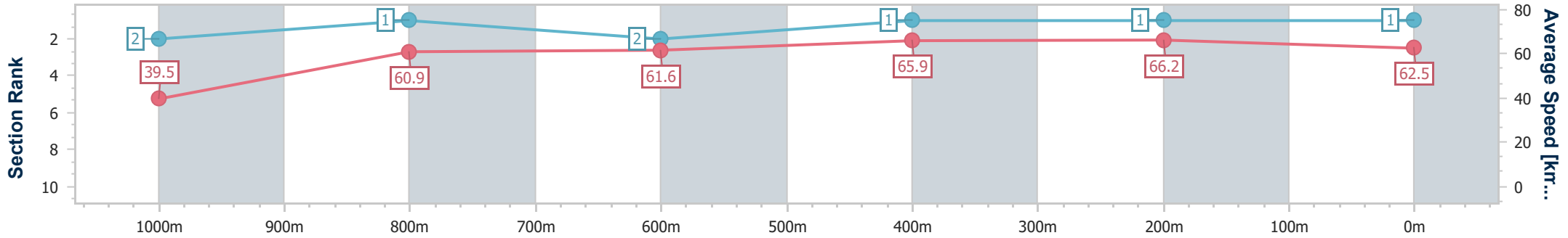
Rockhampton QLD Professional
 Race 4: CAULFIELD CUP TICKETS ON SALE NOW Class 5
 Handicap - 1050m



29 August 2024 - 12:54

Track Rating: Soft 5, Weather: Fine, Rail Position: +8m Entire

Section	Overall	1000m	800m	600m	400m	200m
Section Times	1:01.72 [1] (0:04.57)	0:57.15 [2] (0:11.91)	0:45.24 [1] (0:11.89)	0:33.35 [2] (0:10.95)	0:22.40 [1] (0:10.87)	0:11.53 [1] (0:11.53)
Average Speed [km/h]	39.5	60.9	61.6	65.9	66.2	62.5
Top Speed [km/h]	56.0	62.1	63.7	67.5	67.4	65.0
Avg. Dist. to Rail [m]	2.8	1.2	2.4	3.0	3.7	4.6
Avg. Stride Freq. [Hz]	2.2	2.4	2.4	2.5	2.5	2.5
Avg. Stride Length [m]	4.7	7.1	7.1	7.4	7.4	7.1



- [] Ranking at each section and finish
- .-.- No data available at this section
- NA No data available



Horse/Jockey Name	Enabler
Final Rank	2
Fastest Section Time (Section)	0:04.86 (Overall)
Top Speed [km/h] (Section)	69.3 (600m)
Race State	Finished



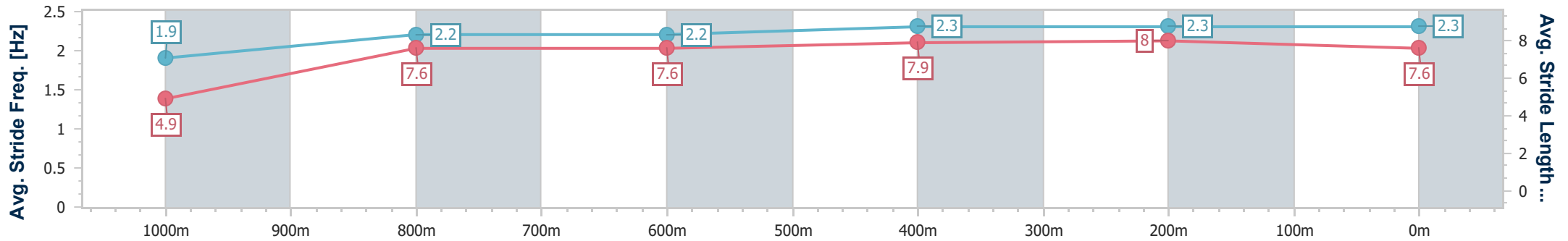
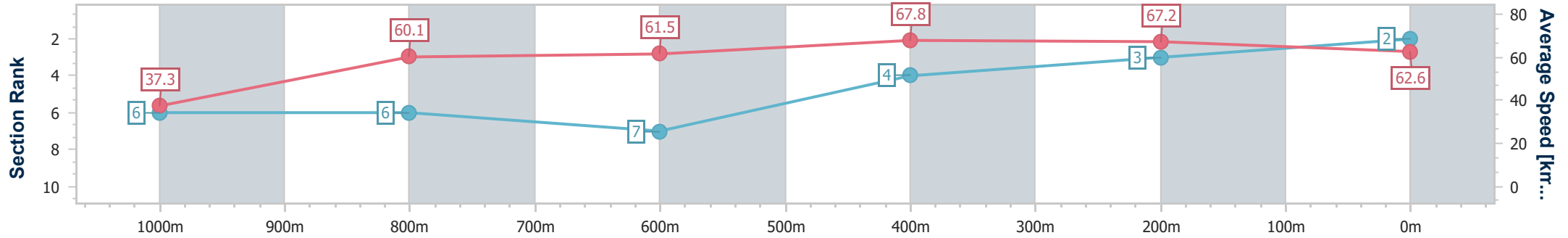
Rockhampton QLD Professional
Race 4: CAULFIELD CUP TICKETS ON SALE NOW Class 5
Handicap - 1050m



29 August 2024 - 12:54

Track Rating: Soft 5, Weather: Fine, Rail Position: +8m Entire

Section	Overall	1000m	800m	600m	400m	200m
Section Times	1:01.74 [2] (0:04.86)	0:56.88 [6] (0:12.01)	0:44.87 [6] (0:12.00)	0:32.87 [7] (0:10.66)	0:22.21 [4] (0:10.70)	0:11.51 [3] (0:11.51)
Average Speed [km/h]	37.3	60.1	61.5	67.8	67.2	62.6
Top Speed [km/h]	53.7	62.3	65.0	69.3	69.1	65.3
Avg. Dist. to Rail [m]	2.9	0.7	3.3	3.7	4.8	6.2
Avg. Stride Freq. [Hz]	1.9	2.2	2.2	2.3	2.3	2.3
Avg. Stride Length [m]	4.9	7.6	7.6	7.9	8.0	7.6



- [] Ranking at each section and finish
- .-.- No data available at this section
- NA No data available



Horse/Jockey Name	Pretty Slick
Final Rank	3
Fastest Section Time (Section)	0:04.70 (Overall)
Top Speed [km/h] (Section)	67.9 (400m)
Race State	Finished



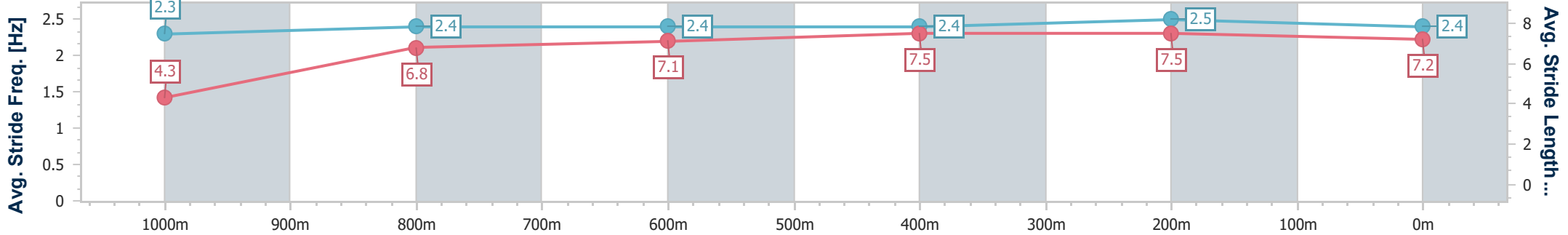
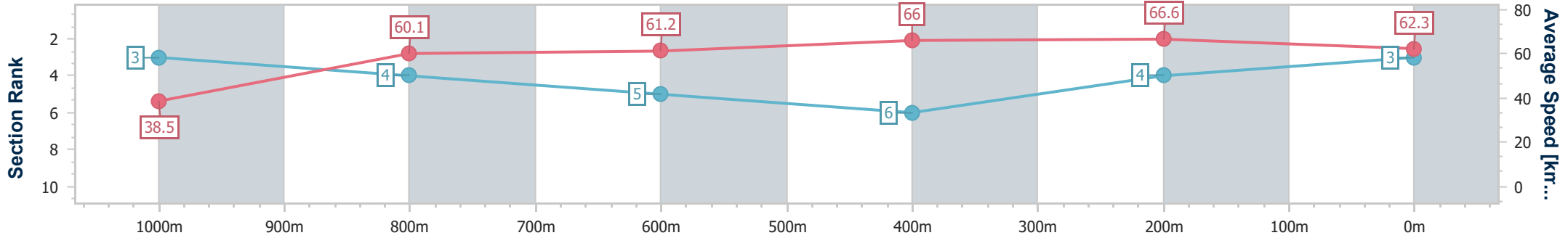
Rockhampton QLD Professional
Race 4: CAULFIELD CUP TICKETS ON SALE NOW Class 5
Handicap - 1050m

29 August 2024 - 12:54

Track Rating: Soft 5, Weather: Fine, Rail Position: +8m Entire



Section	Overall	1000m	800m	600m	400m	200m
Section Times	1:01.95 [3] (0:04.70)	0:57.25 [3] (0:12.00)	0:45.25 [4] (0:11.95)	0:33.30 [5] (0:10.93)	0:22.37 [6] (0:10.81)	0:11.56 [4] (0:11.56)
Average Speed [km/h]	38.5	60.1	61.2	66.0	66.6	62.3
Top Speed [km/h]	55.2	62.6	64.0	67.2	67.9	64.7
Avg. Dist. to Rail [m]	1.5	0.8	1.9	3.2	5.8	6.0
Avg. Stride Freq. [Hz]	2.3	2.4	2.4	2.4	2.5	2.4
Avg. Stride Length [m]	4.3	6.8	7.1	7.5	7.5	7.2



- [] Ranking at each section and finish
- .-.- No data available at this section
- NA No data available



Horse/Jockey Name	Doubting Eye
Final Rank	4
Fastest Section Time (Section)	0:04.93 (Overall)
Top Speed [km/h] (Section)	68.0 (400m)
Race State	Finished



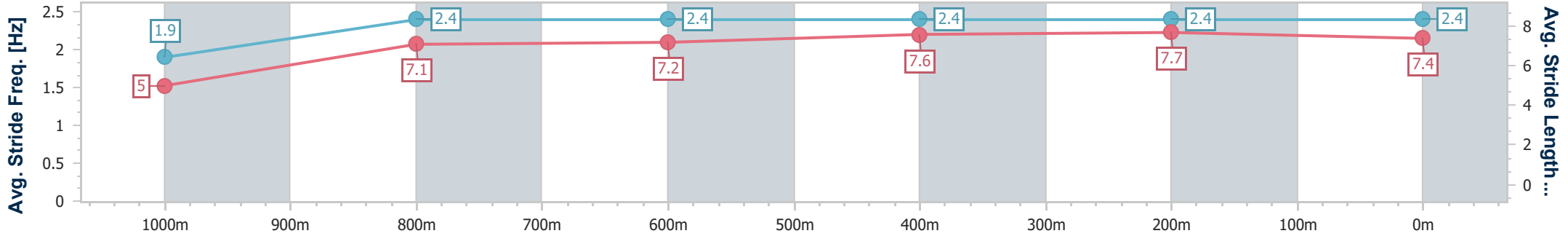
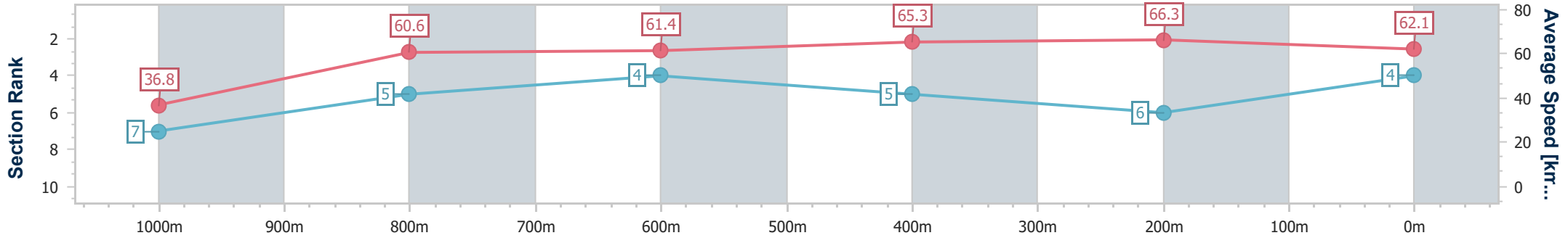
Rockhampton QLD Professional
Race 4: CAULFIELD CUP TICKETS ON SALE NOW Class 5
Handicap - 1050m

29 August 2024 - 12:54

Track Rating: Soft 5, Weather: Fine, Rail Position: +8m Entire



Section	Overall	1000m	800m	600m	400m	200m
Section Times	1:02.01 [4] (0:04.93)	0:57.08 [7] (0:11.81)	0:45.27 [5] (0:11.78)	0:33.49 [4] (0:11.04)	0:22.45 [5] (0:10.87)	0:11.58 [6] (0:11.58)
Average Speed [km/h]	36.8	60.6	61.4	65.3	66.3	62.1
Top Speed [km/h]	54.6	62.7	62.9	66.8	68.0	65.4
Avg. Dist. to Rail [m]	2.3	0.8	0.7	2.0	2.4	2.5
Avg. Stride Freq. [Hz]	1.9	2.4	2.4	2.4	2.4	2.4
Avg. Stride Length [m]	5.0	7.1	7.2	7.6	7.7	7.4



- [] Ranking at each section and finish
- .-.- No data available at this section
- NA No data available



Horse/Jockey Name	Growl
Final Rank	5
Fastest Section Time (Section)	0:04.71 (Overall)
Top Speed [km/h] (Section)	67.3 (400m)
Race State	Finished



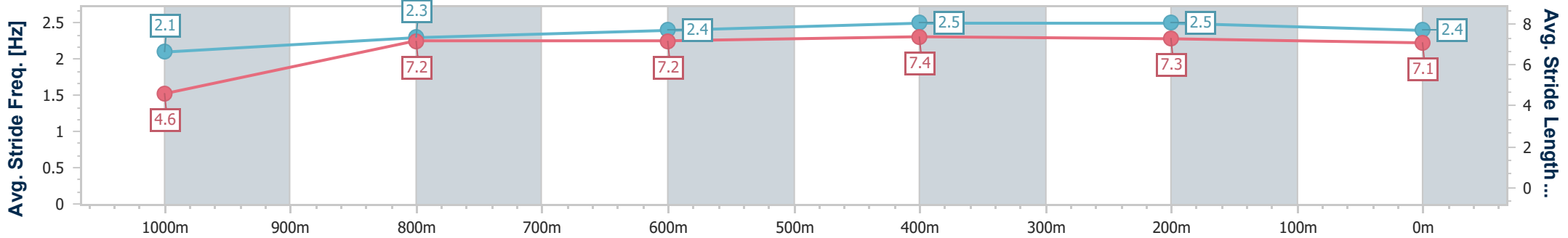
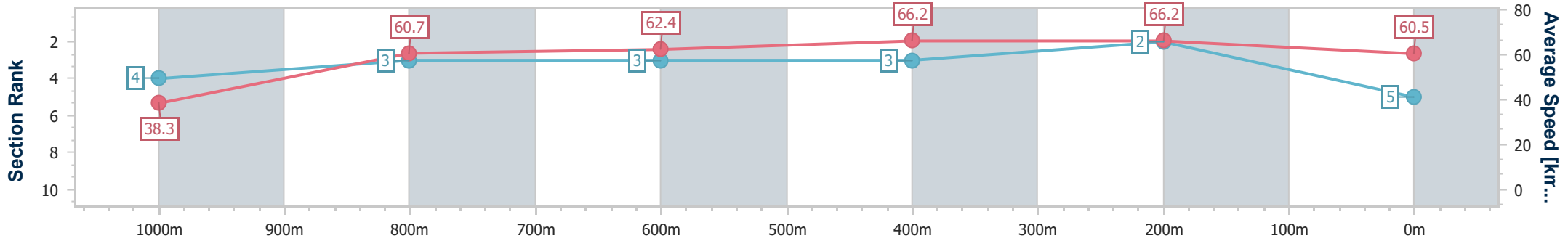
Rockhampton QLD Professional
Race 4: CAULFIELD CUP TICKETS ON SALE NOW Class 5
Handicap - 1050m

29 August 2024 - 12:54

Track Rating: Soft 5, Weather: Fine, Rail Position: +8m Entire



Section	Overall	1000m	800m	600m	400m	200m
Section Times	1:02.13 [5] (0:04.71)	0:57.42 [4] (0:11.98)	0:45.44 [3] (0:11.78)	0:33.66 [3] (0:10.90)	0:22.76 [3] (0:10.86)	0:11.90 [2] (0:11.90)
Average Speed [km/h]	38.3	60.7	62.4	66.2	66.2	60.5
Top Speed [km/h]	55.8	63.1	64.5	67.3	67.3	64.0
Avg. Dist. to Rail [m]	4.3	1.8	2.9	3.1	3.1	4.3
Avg. Stride Freq. [Hz]	2.1	2.3	2.4	2.5	2.5	2.4
Avg. Stride Length [m]	4.6	7.2	7.2	7.4	7.3	7.1



- [] Ranking at each section and finish
- .-.- No data available at this section
- NA No data available



Horse/Jockey Name	Milky Rocket
Final Rank	6
Fastest Section Time (Section)	0:04.55 (Overall)
Top Speed [km/h] (Section)	66.8 (400m)
Race State	Finished



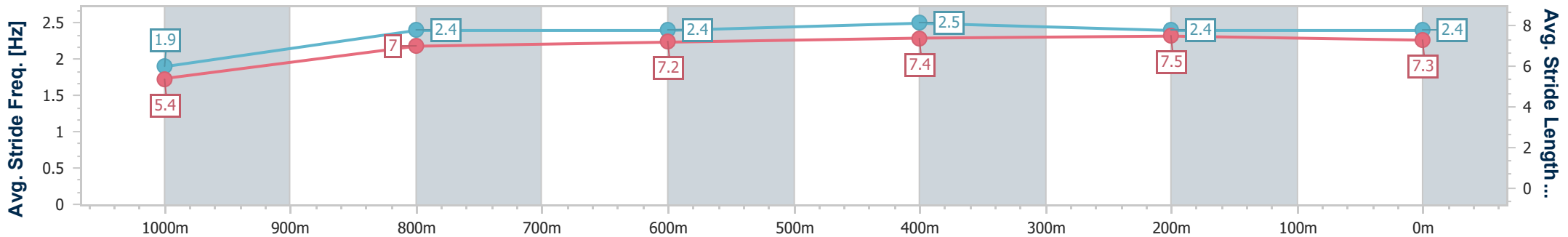
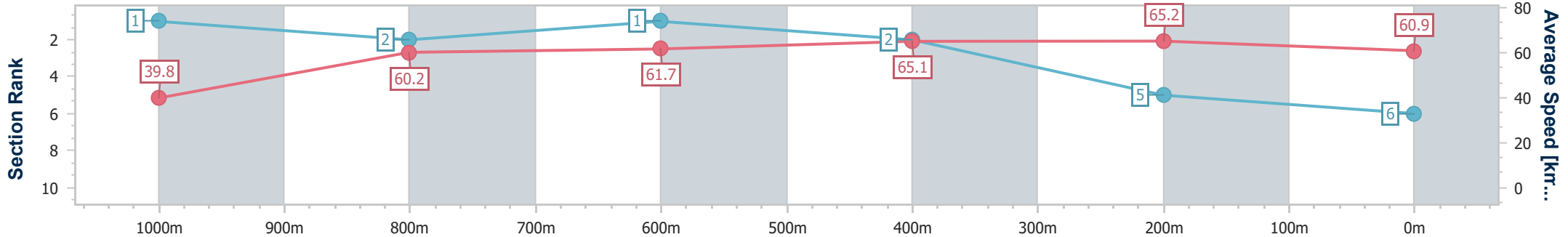
Rockhampton QLD Professional
Race 4: CAULFIELD CUP TICKETS ON SALE NOW Class 5
Handicap - 1050m

29 August 2024 - 12:54

Track Rating: Soft 5, Weather: Fine, Rail Position: +8m Entire



Section	Overall	1000m	800m	600m	400m	200m
Section Times	1:02.21 [6] (0:04.55)	0:57.66 [1] (0:11.94)	0:45.72 [2] (0:11.79)	0:33.93 [1] (0:11.08)	0:22.85 [2] (0:11.03)	0:11.82 [5] (0:11.82)
Average Speed [km/h]	39.8	60.2	61.7	65.1	65.2	60.9
Top Speed [km/h]	55.1	61.4	63.3	66.6	66.8	63.4
Avg. Dist. to Rail [m]	0.6	0.7	1.5	2.1	2.4	2.3
Avg. Stride Freq. [Hz]	1.9	2.4	2.4	2.5	2.4	2.4
Avg. Stride Length [m]	5.4	7.0	7.2	7.4	7.5	7.3



- [] Ranking at each section and finish
- .-.- No data available at this section
- NA No data available



Horse/Jockey Name	Srini
Final Rank	7
Fastest Section Time (Section)	0:05.01 (Overall)
Top Speed [km/h] (Section)	68.8 (400m)
Race State	Finished



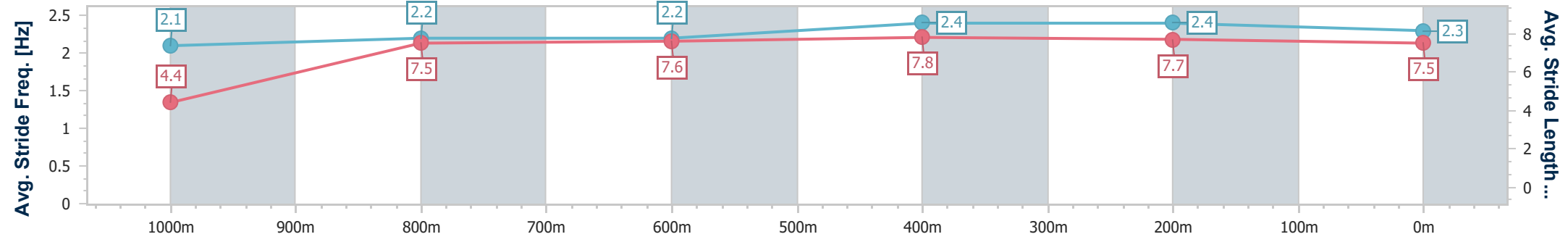
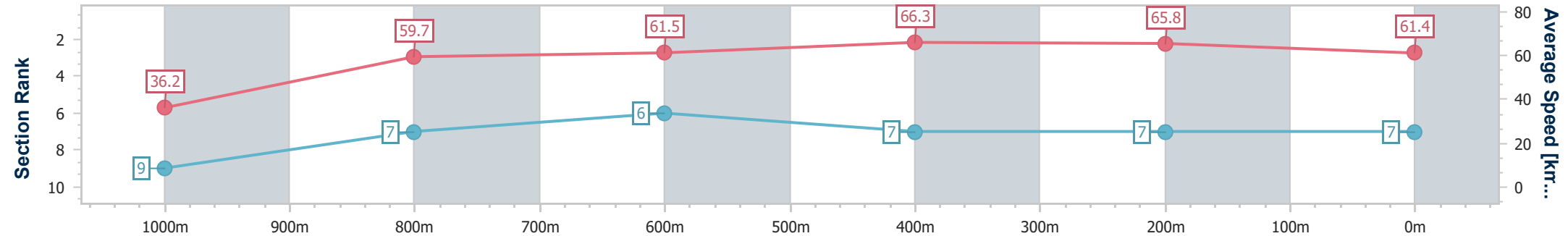
Rockhampton QLD Professional
Race 4: CAULFIELD CUP TICKETS ON SALE NOW Class 5
Handicap - 1050m



29 August 2024 - 12:54

Track Rating: Soft 5, Weather: Fine, Rail Position: +8m Entire

Section	Overall	1000m	800m	600m	400m	200m
Section Times	1:02.30 [7] (0:05.01)	0:57.29 [9] (0:11.97)	0:45.32 [7] (0:11.77)	0:33.55 [6] (0:10.86)	0:22.69 [7] (0:10.97)	0:11.72 [7] (0:11.72)
Average Speed [km/h]	36.2	59.7	61.5	66.3	65.8	61.4
Top Speed [km/h]	52.4	63.5	63.0	68.7	68.8	63.2
Avg. Dist. to Rail [m]	4.5	1.1	0.7	2.3	2.4	3.2
Avg. Stride Freq. [Hz]	2.1	2.2	2.2	2.4	2.4	2.3
Avg. Stride Length [m]	4.4	7.5	7.6	7.8	7.7	7.5



- [] Ranking at each section and finish
- .-.- No data available at this section
- NA No data available



Horse/Jockey Name	Sheezalittletorque
Final Rank	8
Fastest Section Time (Section)	0:04.86 (Overall)
Top Speed [km/h] (Section)	68.8 (600m)
Race State	Finished



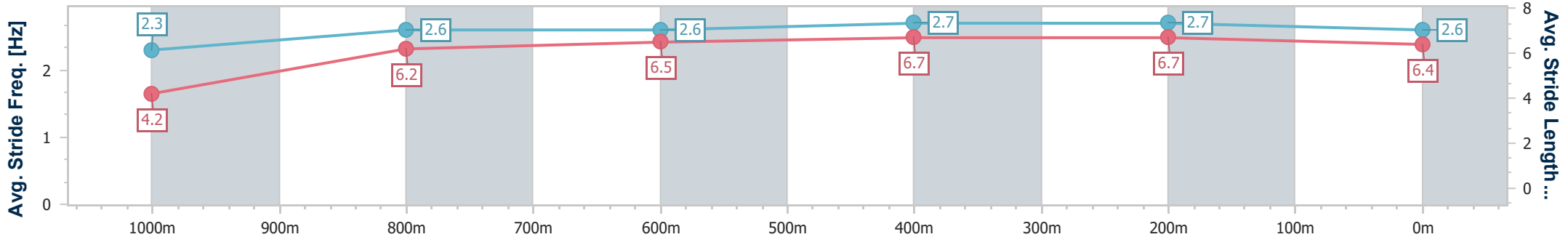
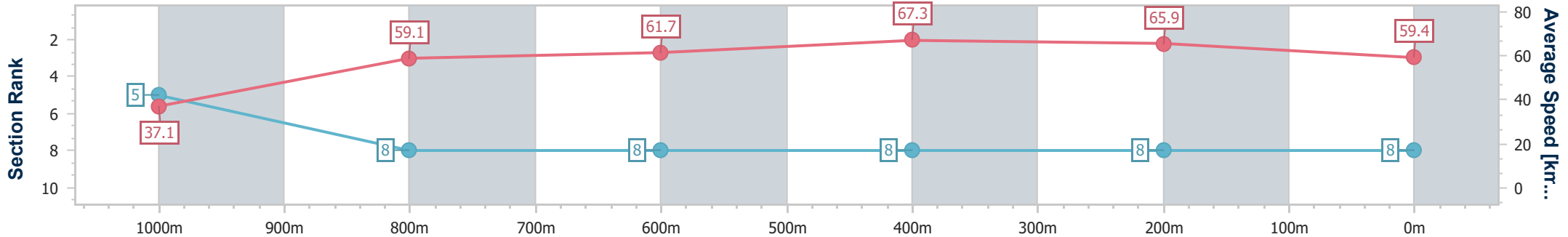
Rockhampton QLD Professional
 Race 4: CAULFIELD CUP TICKETS ON SALE NOW Class 5
 Handicap - 1050m



29 August 2024 - 12:54

Track Rating: Soft 5, Weather: Fine, Rail Position: +8m Entire

Section	Overall	1000m	800m	600m	400m	200m
Section Times	1:02.78 [8] (0:04.86)	0:57.92 [5] (0:12.32)	0:45.60 [8] (0:11.84)	0:33.76 [8] (0:10.69)	0:23.07 [8] (0:10.95)	0:12.12 [8] (0:12.12)
Average Speed [km/h]	37.1	59.1	61.7	67.3	65.9	59.4
Top Speed [km/h]	51.3	62.3	64.4	68.8	68.3	63.0
Avg. Dist. to Rail [m]	7.5	2.4	2.0	1.8	4.6	6.1
Avg. Stride Freq. [Hz]	2.3	2.6	2.6	2.7	2.7	2.6
Avg. Stride Length [m]	4.2	6.2	6.5	6.7	6.7	6.4



- [] Ranking at each section and finish
- .-.- No data available at this section
- NA No data available



Horse/Jockey Name	Mishani Fraudster
Final Rank	9
Fastest Section Time (Section)	0:05.01 (Overall)
Top Speed [km/h] (Section)	68.6 (600m)
Race State	Finished



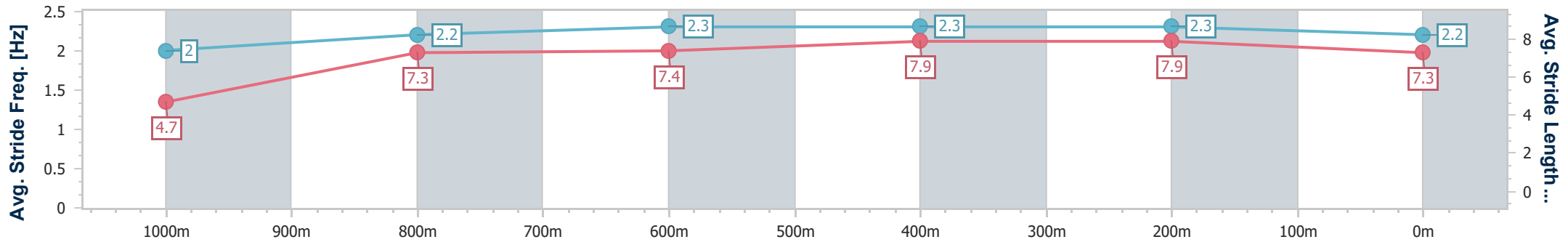
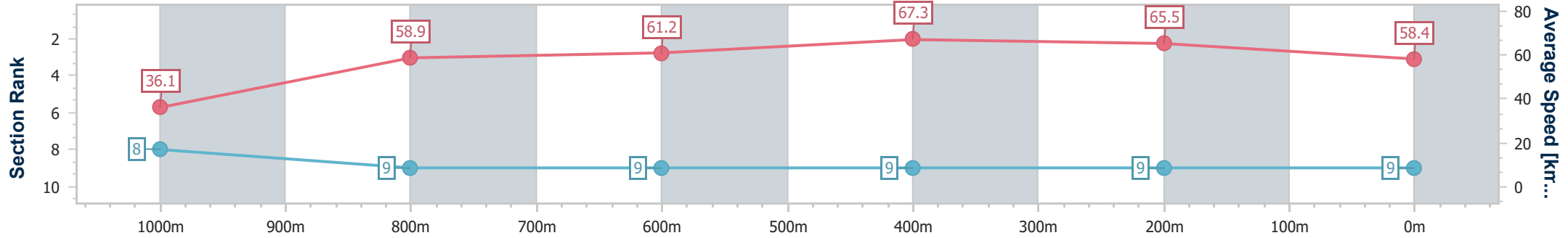
Rockhampton QLD Professional
Race 4: CAULFIELD CUP TICKETS ON SALE NOW Class 5
Handicap - 1050m

29 August 2024 - 12:54

Track Rating: Soft 5, Weather: Fine, Rail Position: +8m Entire



Section	Overall	1000m	800m	600m	400m	200m
Section Times	1:03.10 [9] (0:05.01)	0:58.09 [8] (0:12.24)	0:45.85 [9] (0:11.83)	0:34.02 [9] (0:10.71)	0:23.31 [9] (0:10.98)	0:12.33 [9] (0:12.33)
Average Speed [km/h]	36.1	58.9	61.2	67.3	65.5	58.4
Top Speed [km/h]	51.7	62.7	63.2	68.6	67.6	63.1
Avg. Dist. to Rail [m]	6.1	1.2	0.7	1.8	3.6	3.8
Avg. Stride Freq. [Hz]	2.0	2.2	2.3	2.3	2.3	2.2
Avg. Stride Length [m]	4.7	7.3	7.4	7.9	7.9	7.3



- [] Ranking at each section and finish
- .-.- No data available at this section
- NA No data available