

Track Rating: Soft 5, Weather: Fine, Rail Position: +8m Entire

Section		Field Times											Last 600m	
Rank	TAB	Horse/Jockey	Barrier	Top Speed [km/h]	Fastest Section	Overall	1000m	800m	600m	400m	200m	Margin	Distance Travelled [m]	
1	2	SNAZZY SNITZEL Tasha Chambers	2	68.8	0:07.38	1:04.43 [1] (0:07.38)	0:57.05 [1] (0:10.77)	0:46.28 [1] (0:11.61)	0:34.67 [1] (0:11.17)	0:23.50 [1] (0:11.27)	0:12.23 [1] (0:12.23)	1:04.43	0:34.67	
2	7	LAMENTUM Justin Huxtable	7	68.2	0:07.83	1:04.66 [2] (0:07.83)	0:56.83 [6] (0:10.95)	0:45.88 [5] (0:11.63)	0:34.25 [5] (0:10.93)	0:23.32 [4] (0:11.07)	0:12.25 [3] (0:12.25)	1.32L	0:34.25 +1	
3	3	TOMYDONKA Samantha Collett	8	69.0	0:07.61	1:04.93 [3] (0:07.61)	0:57.32 [5] (0:11.36)	0:45.96 [6] (0:11.82)	0:34.14 [6] (0:10.84)	0:23.30 [6] (0:11.05)	0:12.25 [5] (0:12.25)	2.94L	0:34.14 +4	
4	6	KAI MONDO Tahlia Fenlon	4	69.0	0:07.45	1:04.98 [4] (0:07.45)	0:57.53 [3] (0:10.87)	0:46.66 [2] (0:11.79)	0:34.87 [2] (0:10.93)	0:23.94 [2] (0:11.30)	0:12.64 [2] (0:12.64)	3.23L	0:34.87 +2	
5	4	PEAKING TOM Warwick Satherley	9	67.7	0:07.51	1:05.22 [5] (0:07.51)	0:57.71 [4] (0:11.04)	0:46.67 [4] (0:11.67)	0:35.00 [4] (0:11.08)	0:23.92 [3] (0:11.33)	0:12.59 [4] (0:12.59)	4.65L	0:35.00 +5	
6	1	FRACTIONAL Justin Stanley	5	67.3	0:07.45	1:05.26 [6] (0:07.45)	0:57.81 [2] (0:11.01)	0:46.80 [3] (0:11.72)	0:35.08 [3] (0:11.21)	0:23.87 [5] (0:11.38)	0:12.49 [6] (0:12.49)	4.84L	0:35.08 +0	
7	8	RUSSIAN LAD Sean Cormack	1	66.3	0:08.02	1:05.82 [7] (0:08.02)	0:57.80 [8] (0:11.83)	0:45.97 [9] (0:11.88)	0:34.09 [9] (0:11.00)	0:23.09 [9] (0:11.20)	0:11.89 [9] (0:11.89)	8.18L	0:34.09 +2	
8	9	BIKER Melea Castle	3	66.3	0:08.20	1:05.96 [8] (0:08.20)	0:57.76 [9] (0:11.63)	0:46.13 [8] (0:11.53)	0:34.60 [7] (0:11.13)	0:23.47 [7] (0:11.29)	0:12.18 [7] (0:12.18)	8.97L	0:34.60 +3	
9	11	TIME TO TURN Adam Spinks	6	66.7	0:07.89	1:06.00 [9] (0:07.89)	0:58.11 [7] (0:11.79)	0:46.32 [7] (0:11.86)	0:34.46 [8] (0:11.00)	0:23.46 [8] (0:11.28)	0:12.18 [8] (0:12.18)	9.21L	0:34.46 +1	

Scratched: Andiron (#10), Poppy's Pride (#5), We Girls (#12)



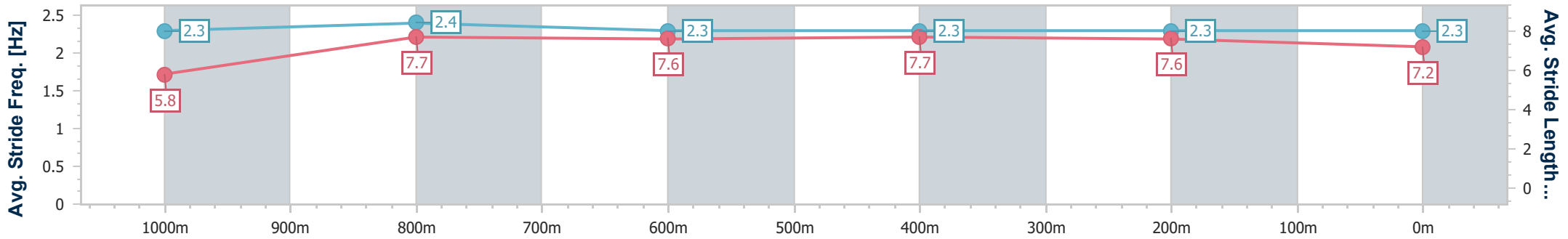
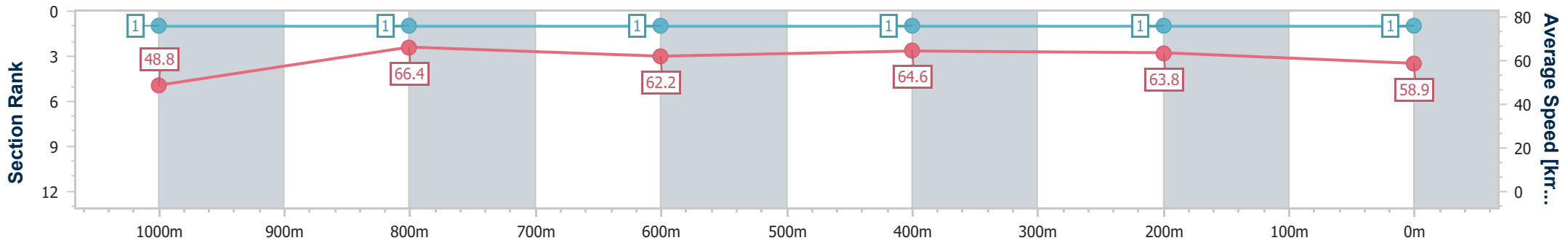
Horse/Jockey Name	Snazzy Snitzel
Final Rank	1
Fastest Section Time (Section)	0:07.38 (Overall)
Top Speed [km/h] (Section)	68.8 (1000m)
Race State	Finished



Rockhampton QLD Professional
 Race 3: GREAT NORTHERN Maiden Handicap - 1100m
 29 August 2024 - 12:18
 Track Rating: Soft 5, Weather: Fine, Rail Position: +8m Entire



Section	Overall	1000m	800m	600m	400m	200m
Section Times	1:04.43 [1] (0:07.38)	0:57.05 [1] (0:10.77)	0:46.28 [1] (0:11.61)	0:34.67 [1] (0:11.17)	0:23.50 [1] (0:11.27)	0:12.23 [1] (0:12.23)
Average Speed [km/h]	48.8	66.4	62.2	64.6	63.8	58.9
Top Speed [km/h]	66.6	68.8	63.4	65.7	65.6	62.4
Avg. Dist. to Rail [m]	0.5	1.1	1.0	2.8	2.8	3.2
Avg. Stride Freq. [Hz]	2.3	2.4	2.3	2.3	2.3	2.3
Avg. Stride Length [m]	5.8	7.7	7.6	7.7	7.6	7.2



- [] Ranking at each section and finish
- .-.- No data available at this section
- NA No data available



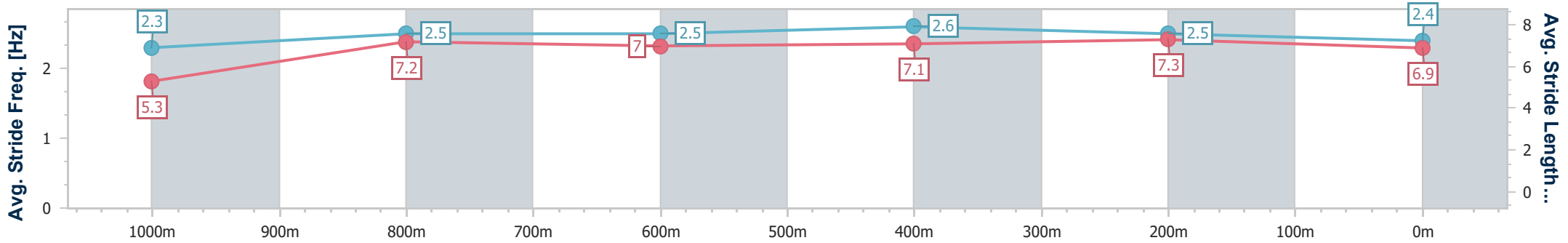
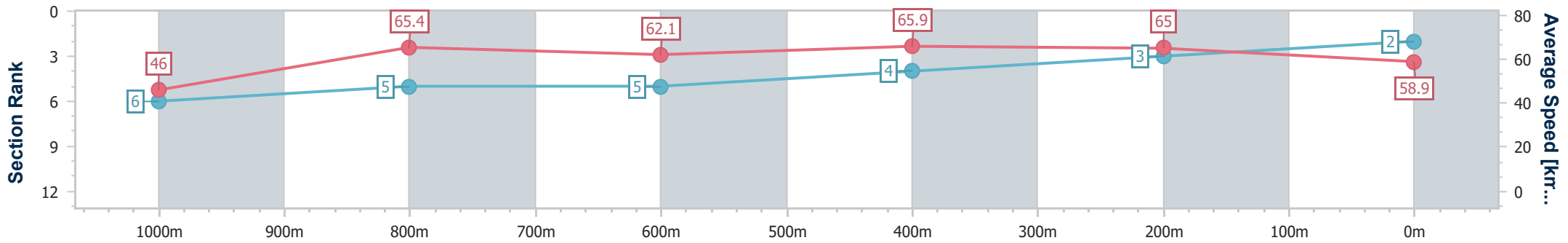
Horse/Jockey Name	Lamentum
Final Rank	2
Fastest Section Time (Section)	0:07.83 (Overall)
Top Speed [km/h] (Section)	68.2 (600m)
Race State	Finished



Rockhampton QLD Professional
 Race 3: GREAT NORTHERN Maiden Handicap - 1100m
 29 August 2024 - 12:18
 Track Rating: Soft 5, Weather: Fine, Rail Position: +8m Entire



Section	Overall	1000m	800m	600m	400m	200m
Section Times	1:04.66 [2] (0:07.83)	0:56.83 [6] (0:10.95)	0:45.88 [5] (0:11.63)	0:34.25 [5] (0:10.93)	0:23.32 [4] (0:11.07)	0:12.25 [3] (0:12.25)
Average Speed [km/h]	46.0	65.4	62.1	65.9	65.0	58.9
Top Speed [km/h]	64.4	67.3	65.0	68.2	68.1	62.4
Avg. Dist. to Rail [m]	3.7	1.0	1.0	2.2	2.3	3.5
Avg. Stride Freq. [Hz]	2.3	2.5	2.5	2.6	2.5	2.4
Avg. Stride Length [m]	5.3	7.2	7.0	7.1	7.3	6.9



- [] Ranking at each section and finish
- .-.- No data available at this section
- NA No data available



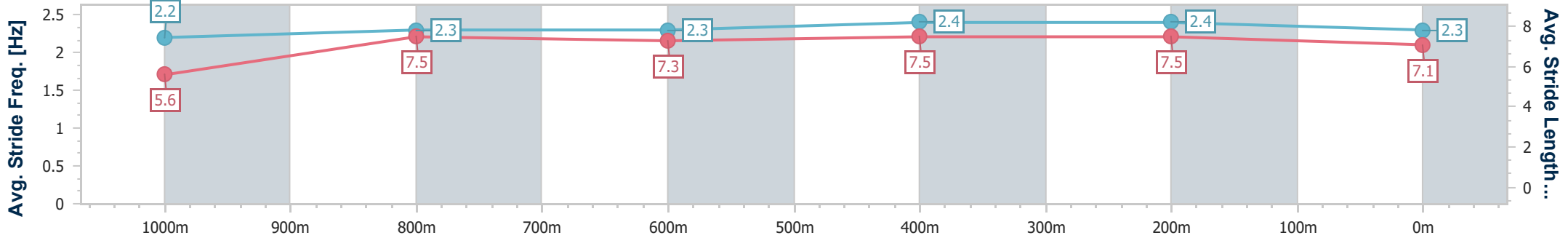
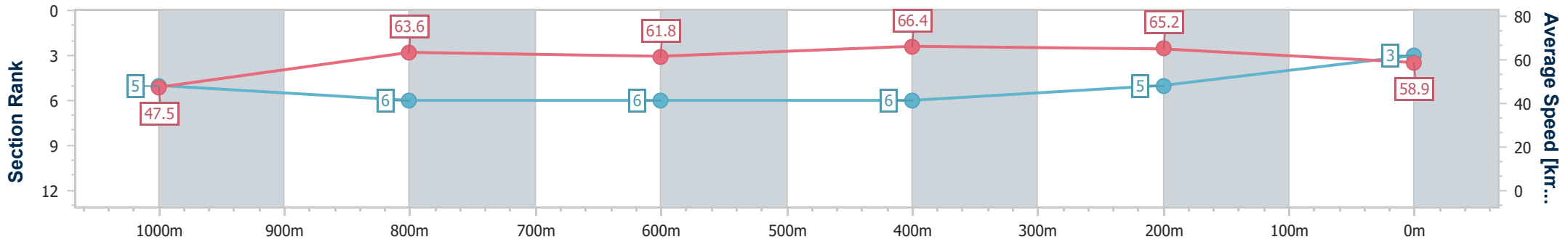
Horse/Jockey Name	Tomydonka
Final Rank	3
Fastest Section Time (Section)	0:07.61 (Overall)
Top Speed [km/h] (Section)	69.0 (600m)
Race State	Finished



Rockhampton QLD Professional
 Race 3: GREAT NORTHERN Maiden Handicap - 1100m
 29 August 2024 - 12:18
 Track Rating: Soft 5, Weather: Fine, Rail Position: +8m Entire



Section	Overall	1000m	800m	600m	400m	200m
Section Times	1:04.93 [3] (0:07.61)	0:57.32 [5] (0:11.36)	0:45.96 [6] (0:11.82)	0:34.14 [6] (0:10.84)	0:23.30 [6] (0:11.05)	0:12.25 [5]
Average Speed [km/h]	47.5	63.6	61.8	66.4	65.2	58.9
Top Speed [km/h]	62.6	65.9	64.1	69.0	68.9	60.8
Avg. Dist. to Rail [m]	5.1	1.2	1.6	3.1	6.8	8.6
Avg. Stride Freq. [Hz]	2.2	2.3	2.3	2.4	2.4	2.3
Avg. Stride Length [m]	5.6	7.5	7.3	7.5	7.5	7.1



- [] Ranking at each section and finish
- .-.- No data available at this section
- NA No data available



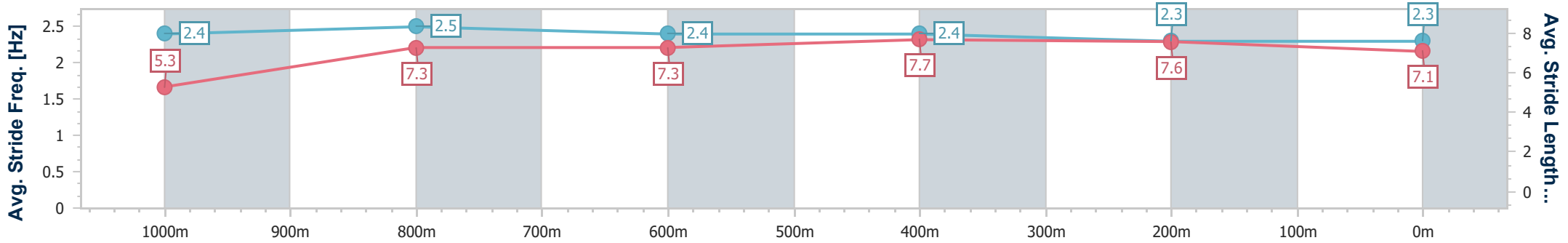
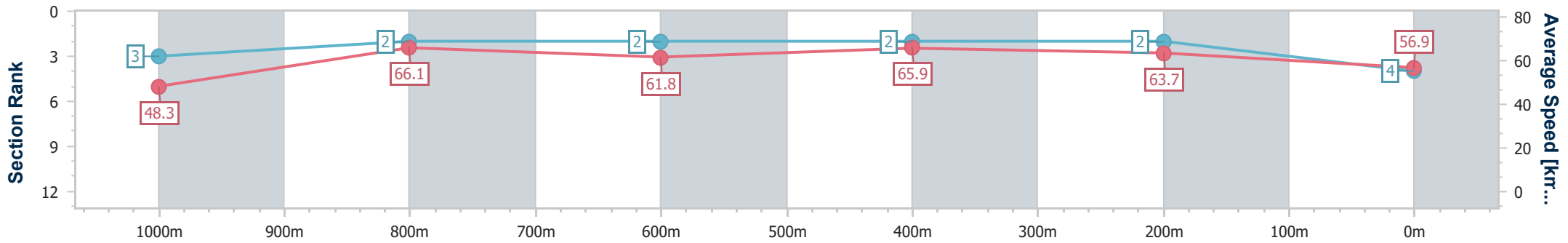
Horse/Jockey Name	Kai Mondo
Final Rank	4
Fastest Section Time (Section)	0:07.45 (Overall)
Top Speed [km/h] (Section)	69.0 (1000m)
Race State	Finished



Rockhampton QLD Professional
 Race 3: GREAT NORTHERN Maiden Handicap - 1100m
 29 August 2024 - 12:18
 Track Rating: Soft 5, Weather: Fine, Rail Position: +8m Entire



Section	Overall	1000m	800m	600m	400m	200m
Section Times	1:04.98 [4] (0:07.45)	0:57.53 [3] (0:10.87)	0:46.66 [2] (0:11.79)	0:34.87 [2] (0:10.93)	0:23.94 [2] (0:11.30)	0:12.64 [2]
Average Speed [km/h]	48.3	66.1	61.8	65.9	63.7	56.9
Top Speed [km/h]	66.4	69.0	63.5	66.8	65.8	61.0
Avg. Dist. to Rail [m]	0.7	0.6	1.6	3.2	4.0	4.5
Avg. Stride Freq. [Hz]	2.4	2.5	2.4	2.4	2.3	2.3
Avg. Stride Length [m]	5.3	7.3	7.3	7.7	7.6	7.1



- [] Ranking at each section and finish
- .-.- No data available at this section
- NA No data available



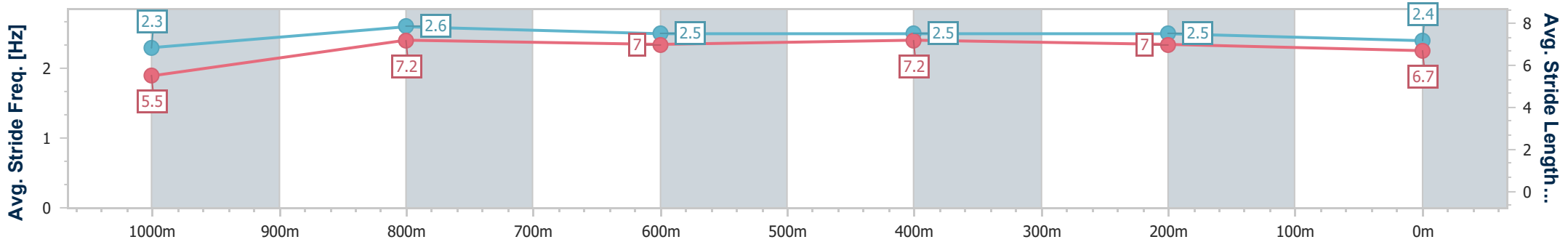
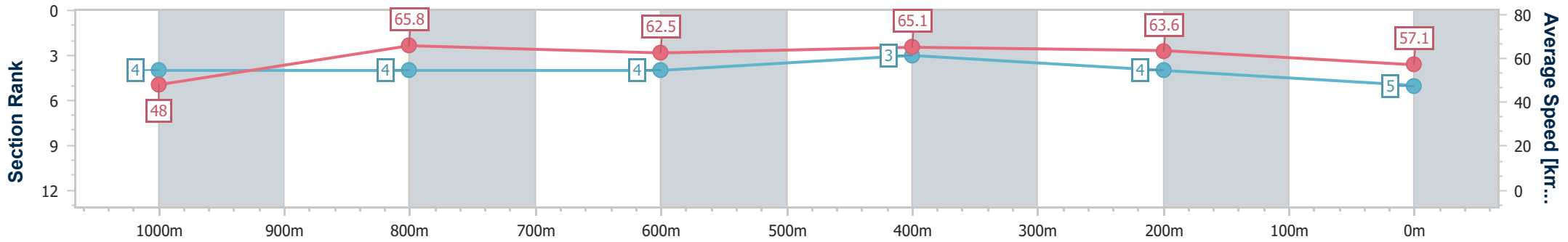
Horse/Jockey Name	Peaking Tom
Final Rank	5
Fastest Section Time (Section)	0:07.51 (Overall)
Top Speed [km/h] (Section)	67.7 (1000m)
Race State	Finished



Rockhampton QLD Professional
 Race 3: GREAT NORTHERN Maiden Handicap - 1100m
 29 August 2024 - 12:18
 Track Rating: Soft 5, Weather: Fine, Rail Position: +8m Entire



Section	Overall	1000m	800m	600m	400m	200m
Section Times	1:05.22 [5] (0:07.51)	0:57.71 [4] (0:11.04)	0:46.67 [4] (0:11.67)	0:35.00 [4] (0:11.08)	0:23.92 [3] (0:11.33)	0:12.59 [4]
Average Speed [km/h]	48.0	65.8	62.5	65.1	63.6	57.1
Top Speed [km/h]	66.0	67.7	66.2	66.7	66.1	60.2
Avg. Dist. to Rail [m]	6.3	1.7	1.9	4.6	5.9	6.9
Avg. Stride Freq. [Hz]	2.3	2.6	2.5	2.5	2.5	2.4
Avg. Stride Length [m]	5.5	7.2	7.0	7.2	7.0	6.7



- [] Ranking at each section and finish
- .-.- No data available at this section
- NA No data available



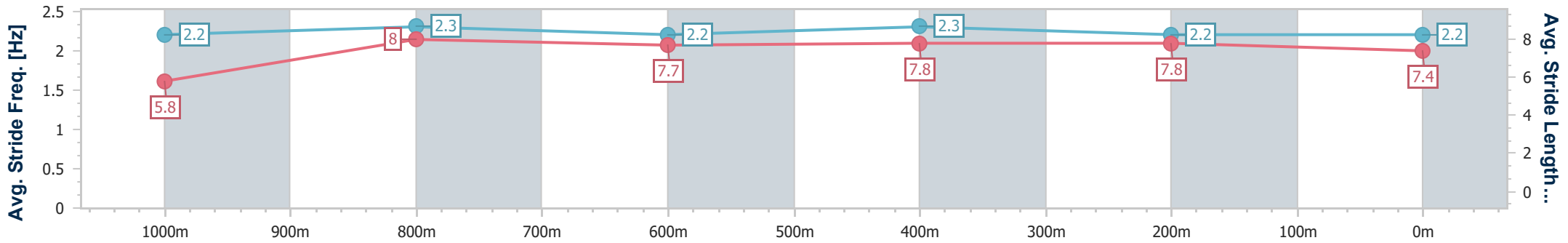
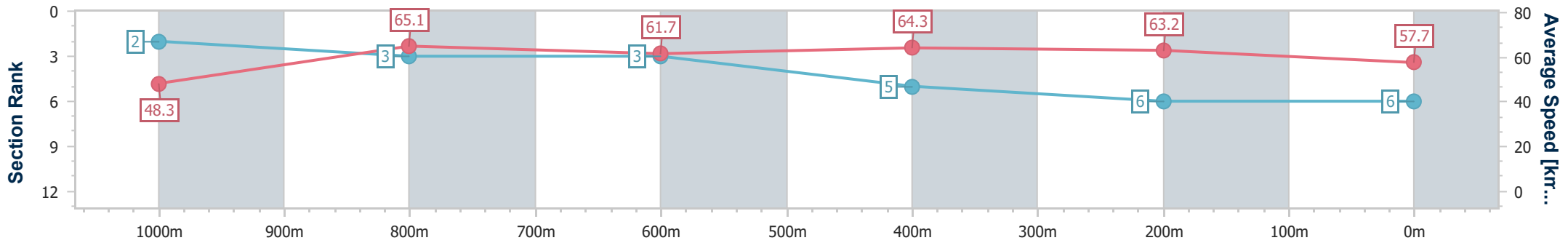
Horse/Jockey Name	Fractional
Final Rank	6
Fastest Section Time (Section)	0:07.45 (Overall)
Top Speed [km/h] (Section)	67.3 (1000m)
Race State	Finished



Rockhampton QLD Professional
 Race 3: GREAT NORTHERN Maiden Handicap - 1100m
 29 August 2024 - 12:18
 Track Rating: Soft 5, Weather: Fine, Rail Position: +8m Entire



Section	Overall	1000m	800m	600m	400m	200m
Section Times	1:05.26 [6] (0:07.45)	0:57.81 [2] (0:11.01)	0:46.80 [3] (0:11.72)	0:35.08 [3] (0:11.21)	0:23.87 [5] (0:11.38)	0:12.49 [6] (0:12.49)
Average Speed [km/h]	48.3	65.1	61.7	64.3	63.2	57.7
Top Speed [km/h]	65.9	67.3	63.9	65.5	65.7	60.7
Avg. Dist. to Rail [m]	1.8	0.6	0.8	2.9	3.0	2.6
Avg. Stride Freq. [Hz]	2.2	2.3	2.2	2.3	2.2	2.2
Avg. Stride Length [m]	5.8	8.0	7.7	7.8	7.8	7.4



- [] Ranking at each section and finish
- .-.- No data available at this section
- NA No data available



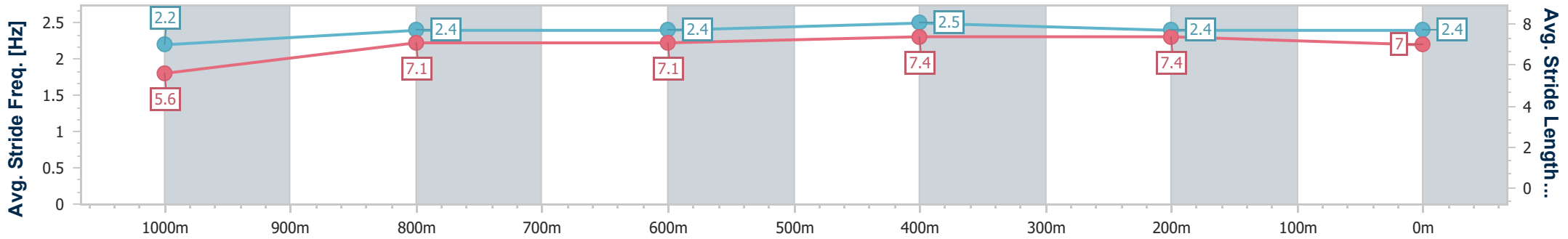
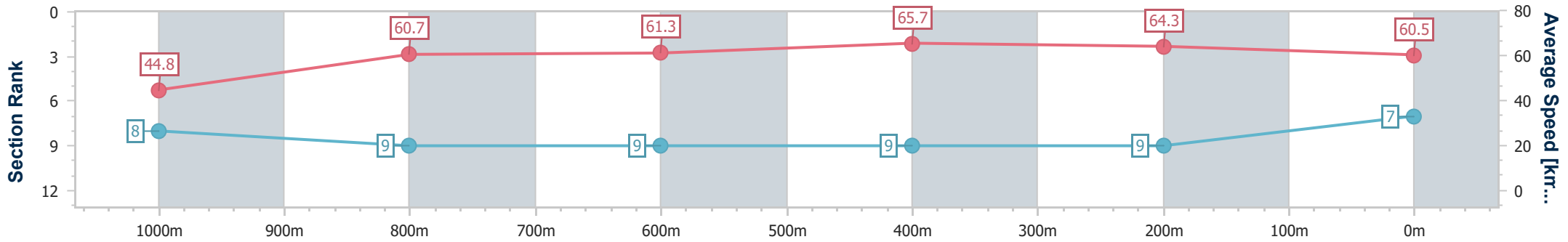
Horse/Jockey Name	Russian Lad
Final Rank	7
Fastest Section Time (Section)	0:08.02 (Overall)
Top Speed [km/h] (Section)	66.3 (600m)
Race State	Finished



Rockhampton QLD Professional
 Race 3: GREAT NORTHERN Maiden Handicap - 1100m
 29 August 2024 - 12:18
 Track Rating: Soft 5, Weather: Fine, Rail Position: +8m Entire



Section	Overall	1000m	800m	600m	400m	200m
Section Times	1:05.82 [7] (0:08.02)	0:57.80 [8] (0:11.83)	0:45.97 [9] (0:11.88)	0:34.09 [9] (0:11.00)	0:23.09 [9] (0:11.20)	0:11.89 [9] (0:11.89)
Average Speed [km/h]	44.8	60.7	61.3	65.7	64.3	60.5
Top Speed [km/h]	61.4	61.7	64.1	66.3	66.2	62.6
Avg. Dist. to Rail [m]	0.9	0.8	1.6	4.9	4.6	4.8
Avg. Stride Freq. [Hz]	2.2	2.4	2.4	2.5	2.4	2.4
Avg. Stride Length [m]	5.6	7.1	7.1	7.4	7.4	7.0



- [] Ranking at each section and finish
- .-.- No data available at this section
- NA No data available



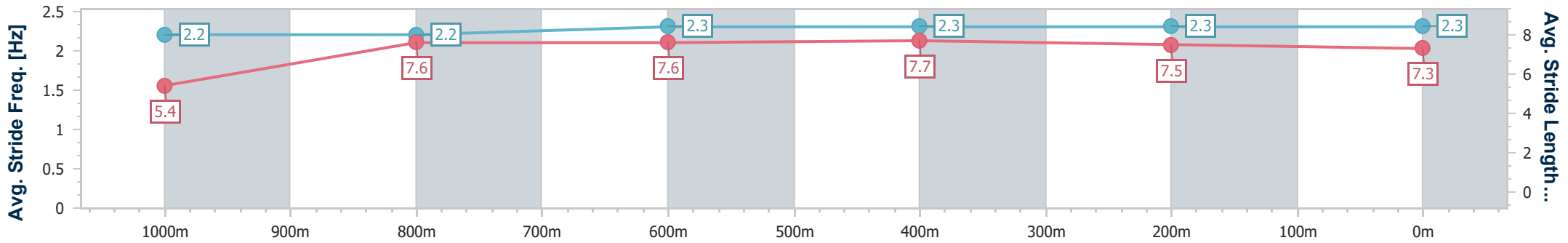
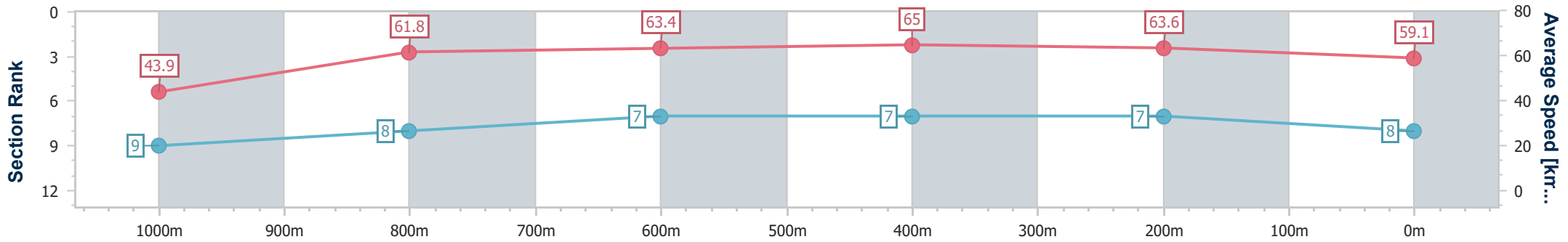
Horse/Jockey Name	Biker
Final Rank	8
Fastest Section Time (Section)	0:08.20 (Overall)
Top Speed [km/h] (Section)	66.3 (400m)
Race State	Finished



Rockhampton QLD Professional
 Race 3: GREAT NORTHERN Maiden Handicap - 1100m
 29 August 2024 - 12:18
 Track Rating: Soft 5, Weather: Fine, Rail Position: +8m Entire



Section	Overall	1000m	800m	600m	400m	200m
Section Times	1:05.96 [8] (0:08.20)	0:57.76 [9] (0:11.63)	0:46.13 [8] (0:11.53)	0:34.60 [7] (0:11.13)	0:23.47 [7] (0:11.29)	0:12.18 [7] (0:12.18)
Average Speed [km/h]	43.9	61.8	63.4	65.0	63.6	59.1
Top Speed [km/h]	60.2	62.8	65.0	66.1	66.3	62.3
Avg. Dist. to Rail [m]	0.2	0.4	1.9	5.2	7.4	9.2
Avg. Stride Freq. [Hz]	2.2	2.2	2.3	2.3	2.3	2.3
Avg. Stride Length [m]	5.4	7.6	7.6	7.7	7.5	7.3



- [] Ranking at each section and finish
- .-.- No data available at this section
- NA No data available



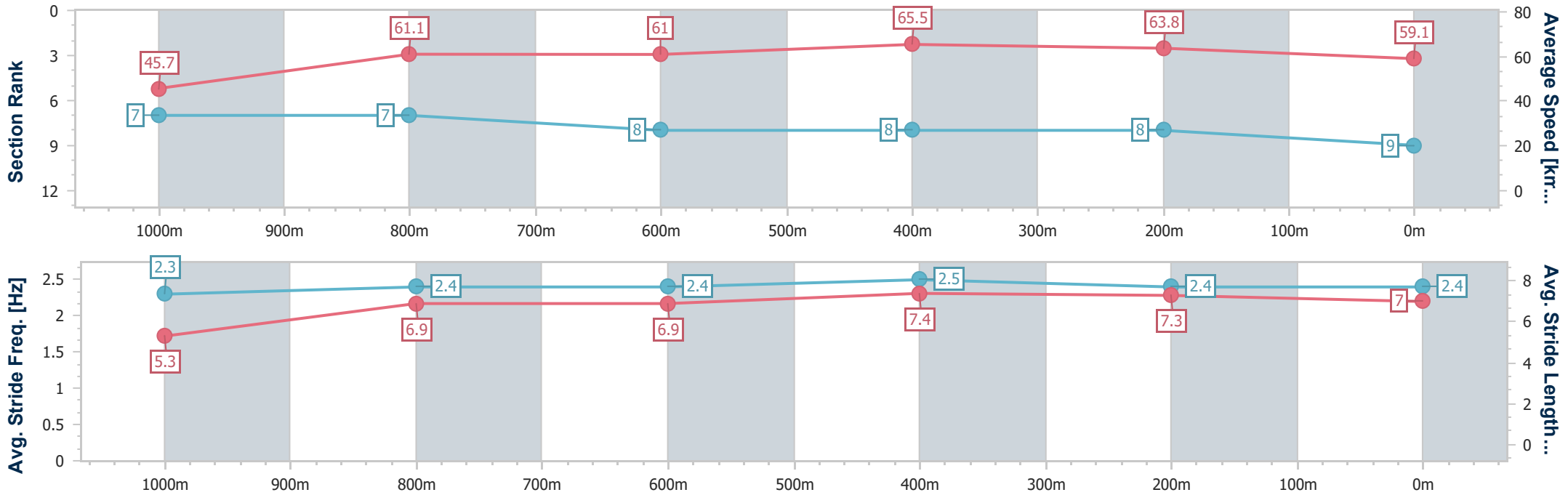
Horse/Jockey Name	Time To Turn
Final Rank	9
Fastest Section Time (Section)	0:07.89 (Overall)
Top Speed [km/h] (Section)	66.7 (400m)
Race State	Finished



Rockhampton QLD Professional
 Race 3: GREAT NORTHERN Maiden Handicap - 1100m
 29 August 2024 - 12:18
 Track Rating: Soft 5, Weather: Fine, Rail Position: +8m Entire



Section	Overall	1000m	800m	600m	400m	200m
Section Times	1:06.00 [9] (0:07.89)	0:58.11 [7] (0:11.79)	0:46.32 [7] (0:11.86)	0:34.46 [8] (0:11.00)	0:23.46 [8] (0:11.28)	0:12.18 [8] (0:12.18)
Average Speed [km/h]	45.7	61.1	61.0	65.5	63.8	59.1
Top Speed [km/h]	61.3	62.5	64.8	66.7	66.7	61.4
Avg. Dist. to Rail [m]	2.7	0.4	0.7	2.7	5.5	5.2
Avg. Stride Freq. [Hz]	2.3	2.4	2.4	2.5	2.4	2.4
Avg. Stride Length [m]	5.3	6.9	6.9	7.4	7.3	7.0



- [] Ranking at each section and finish
- .-.- No data available at this section
- NA No data available