



Rockhampton QLD Professional

Race 2: TAB BENCHMARK 70 Handicap - 1600m

29 August 2024 - 11:42



Track Rating: Soft 5, Weather: Fine, Rail Position: +8m Entire

Section		Overall	1400m	1200m	1000m	800m	600m	400m	Last 600m				
Field Times		1:36.01 (0:13.26)	1:22.75 (0:11.25)	1:11.50 (0:12.26)	0:59.24 (0:12.69)	0:46.55 (0:12.28)	0:34.27 (0:11.37)	0:22.90 (0:11.04)	0:34.27				
Rank	TAB Horse/Jockey	Barrier	Top Speed [km/h]	Fastest Section									Distance Travelled [m]
1	5 MOCAMBO Justin Stanley	1	66.8 400m	0:11.04 400m	1:36.01 [1] (0:13.26)	1:22.75 [3] (0:11.43)	1:11.32 [3] (0:12.28)	0:59.04 [4] (0:12.69)	0:46.35 [3] (0:12.40)	0:33.95 [4] (0:11.05)	0:22.90 [1] (0:11.04)	0:33.95	
2	2 KNIFE'S EDGE Warwick Satherley	4	66.3 400m	0:11.10 600m	1:36.60 [2] (0:13.54)	1:23.06 [5] (0:11.50)	1:11.56 [6] (0:12.26)	0:59.30 [6] (0:12.76)	0:46.54 [6] (0:12.22)	0:34.32 [5] (0:11.10)	0:23.22 [5] (0:11.17)	0:34.32	+4
3	1 PEPPERDINE Ashley Butler	7	65.2 600m	0:11.19 600m	1:36.72 [3] (0:13.38)	1:23.34 [4] (0:11.35)	1:11.99 [4] (0:12.21)	0:59.78 [3] (0:12.82)	0:46.96 [4] (0:12.19)	0:34.77 [3] (0:11.19)	0:23.58 [2] (0:11.42)	0:34.77	+3
4	4 CUSACK Justin Huxtable	2	65.7 600m	0:11.10 600m	1:37.82 [4] (0:13.57)	1:24.25 [6] (0:11.42)	1:12.83 [5] (0:12.30)	1:00.53 [5] (0:12.73)	0:47.80 [5] (0:12.29)	0:35.51 [6] (0:11.10)	0:24.41 [6] (0:11.48)	0:35.51	+1
5	6 DIASONIC Ron Stewart	6	65.4 600m	0:11.12 600m	1:37.95 [5] (0:13.69)	1:24.26 [7] (0:11.67)	1:12.59 [7] (0:12.24)	1:00.35 [7] (0:12.72)	0:47.63 [7] (0:12.30)	0:35.33 [7] (0:11.12)	0:24.21 [7] (0:11.55)	0:35.33	+1
6	3 TRICKY BEANS Adrian Layt	5	66.2 1400m	0:11.25 1400m	1:38.01 [6] (0:13.26)	1:24.75 [1] (0:11.25)	1:13.50 [1] (0:12.27)	1:01.23 [2] (0:12.73)	0:48.50 [2] (0:12.29)	0:36.21 [2] (0:11.42)	0:24.79 [3] (0:11.85)	0:36.21	+3
7	7 TYCOON BABY Jackson Murphy	3	66.3 1400m	0:11.28 1400m	1:38.05 [7] (0:13.26)	1:24.79 [2] (0:11.28)	1:13.51 [2] (0:12.23)	1:01.28 [1] (0:12.69)	0:48.59 [1] (0:12.28)	0:36.31 [1] (0:11.58)	0:24.73 [4] (0:11.72)	0:36.31	+0

Scratched: Seisme (#8)



Rockhampton QLD Professional

Race 2: TAB BENCHMARK 70 Handicap - 1600m

29 August 2024 - 11:42



Track Rating: Soft 5, Weather: Fine, Rail Position: +8m Entire

Section							200m			Last 600m
Field Times							0:11.86			0:34.27
							(0:11.86)			
Rank	TAB	Horse/Jockey	Barrier	Top Speed [km/h]	Fastest Section	Margin				Distance Travelled [m]
1	5	MOCAMBO	1	66.8	0:11.04	0:11.86 [1]	1:36.01			0:33.95
		Justin Stanley		400m	400m	(0:11.86)				
2	2	KNIFE'S EDGE	4	66.3	0:11.10	0:12.05 [2]	3.45L			0:34.32 +4
		Warwick Satherley		400m	600m	(0:12.05)				
3	1	PEPPERDINE	7	65.2	0:11.19	0:12.16 [3]	4.15L			0:34.77 +3
		Ashley Butler		600m	600m	(0:12.16)				
4	4	CUSACK	2	65.7	0:11.10	0:12.93 [4]	10.63L			0:35.51 +1
		Justin Huxtable		600m	600m	(0:12.93)				
5	6	DIASONIC	6	65.4	0:11.12	0:12.66 [7]	11.39L			0:35.33 +1
		Ron Stewart		600m	600m	(0:12.66)				
6	3	TRICKY BEANS	5	66.2	0:11.25	0:12.94 [6]	11.74L			0:36.21 +3
		Adrian Layt		1400m	1400m	(0:12.94)				
7	7	TYCOON BABY	3	66.3	0:11.28	0:13.01 [5]	11.95L			0:36.31 +0
		Jackson Murphy		1400m	1400m	(0:13.01)				

Scratched: Seisme (#8)



Horse/Jockey Name	Mocambo
Final Rank	1
Fastest Section Time (Section)	0:11.04 (400m)
Top Speed [km/h] (Section)	66.8 (400m)
Race State	Finished



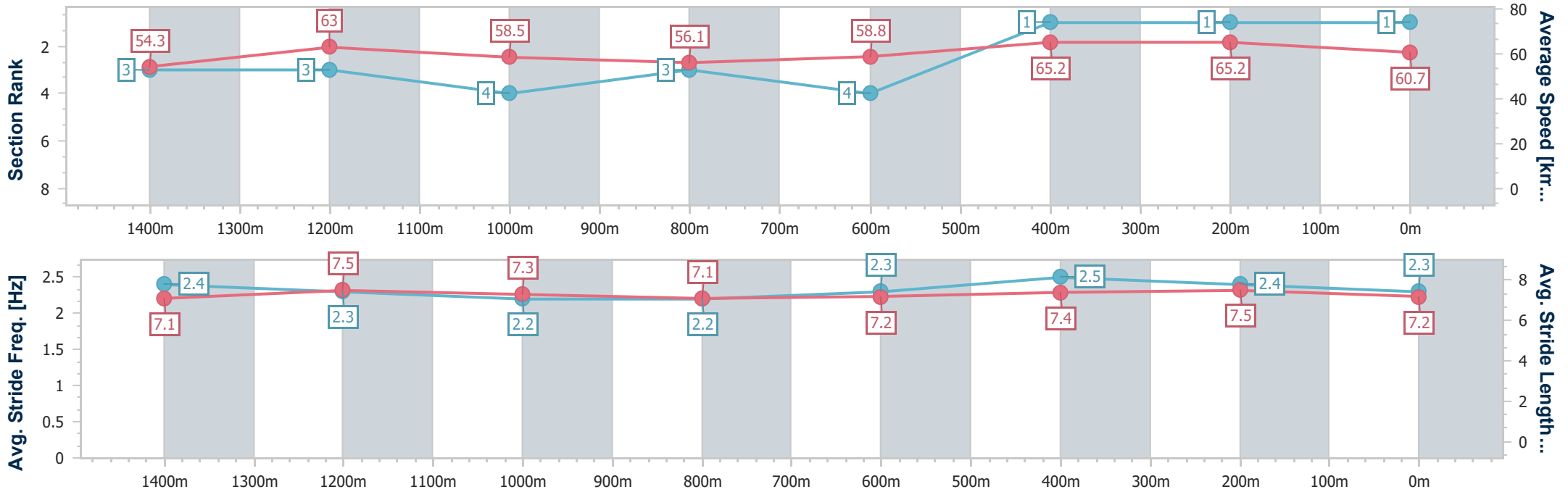
Rockhampton QLD Professional
Race 2: TAB BENCHMARK 70 Handicap - 1600m

29 August 2024 - 11:42

Track Rating: Soft 5, Weather: Fine, Rail Position: +8m Entire



Section	Overall	1400m	1200m	1000m	800m	600m	400m	200m
Section Times	1:36.01 [1] (0:13.26)	1:22.75 [3] (0:11.43)	1:11.32 [3] (0:12.28)	0:59.04 [4] (0:12.69)	0:46.35 [3] (0:12.40)	0:33.95 [4] (0:11.05)	0:22.90 [1] (0:11.04)	0:11.86 [1] (0:11.86)
Average Speed [km/h]	54.3	63.0	58.5	56.1	58.8	65.2	65.2	60.7
Top Speed [km/h]	64.4	63.9	60.7	58.1	62.3	66.6	66.8	63.5
Avg. Dist. to Rail [m]	3.1	2.7	2.4	1.9	1.7	2.7	2.6	2.4
Avg. Stride Freq. [Hz]	2.4	2.3	2.2	2.2	2.3	2.5	2.4	2.3
Avg. Stride Length [m]	7.1	7.5	7.3	7.1	7.2	7.4	7.5	7.2



- [] Ranking at each section and finish
- .-.- No data available at this section
- NA No data available



Horse/Jockey Name	Knife's Edge
Final Rank	2
Fastest Section Time (Section)	0:11.10 (600m)
Top Speed [km/h] (Section)	66.3 (400m)
Race State	Finished



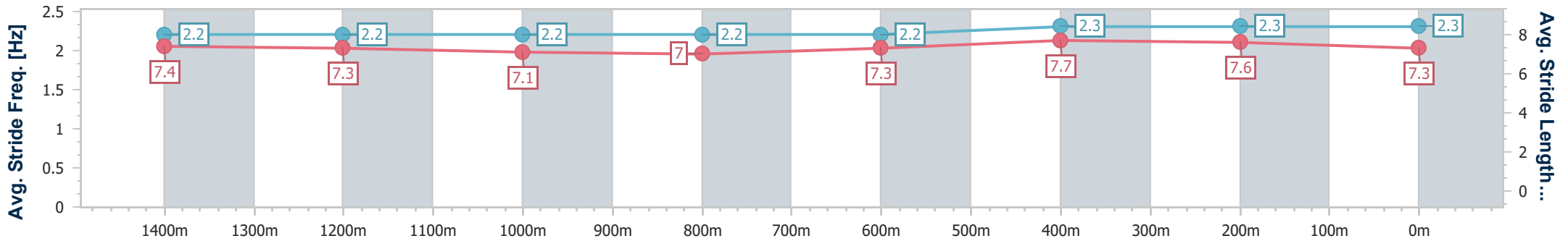
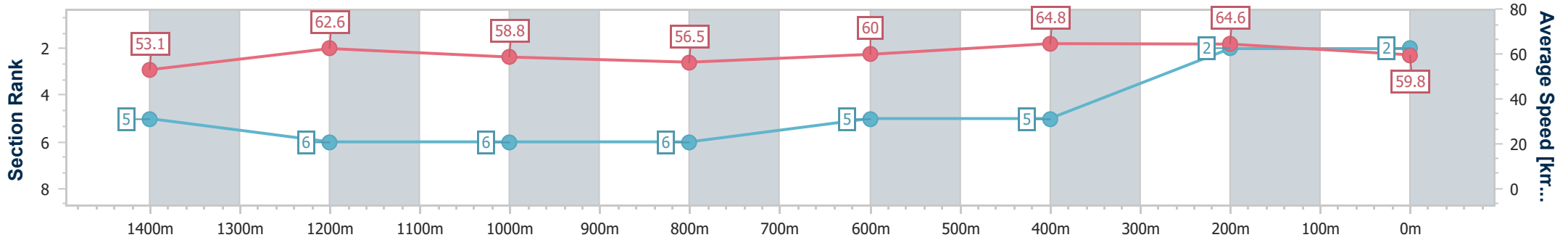
Rockhampton QLD Professional
Race 2: TAB BENCHMARK 70 Handicap - 1600m

29 August 2024 - 11:42

Track Rating: Soft 5, Weather: Fine, Rail Position: +8m Entire



Section	Overall	1400m	1200m	1000m	800m	600m	400m	200m
Section Times	1:36.60 [2] (0:13.54)	1:23.06 [5] (0:11.50)	1:11.56 [6] (0:12.26)	0:59.30 [6] (0:12.76)	0:46.54 [6] (0:12.22)	0:34.32 [5] (0:11.10)	0:23.22 [5] (0:11.17)	0:12.05 [2] (0:12.05)
Average Speed [km/h]	53.1	62.6	58.8	56.5	60.0	64.8	64.6	59.8
Top Speed [km/h]	65.1	63.5	61.2	58.6	64.0	66.0	66.3	62.7
Avg. Dist. to Rail [m]	0.5	0.1	0.2	0.6	2.3	4.5	7.4	7.0
Avg. Stride Freq. [Hz]	2.2	2.2	2.2	2.2	2.2	2.3	2.3	2.3
Avg. Stride Length [m]	7.4	7.3	7.1	7.0	7.3	7.7	7.6	7.3



- [] Ranking at each section and finish
- .-.- No data available at this section
- NA No data available



Horse/Jockey Name	Pepperdine
Final Rank	3
Fastest Section Time (Section)	0:11.19 (600m)
Top Speed [km/h] (Section)	65.2 (600m)
Race State	Finished



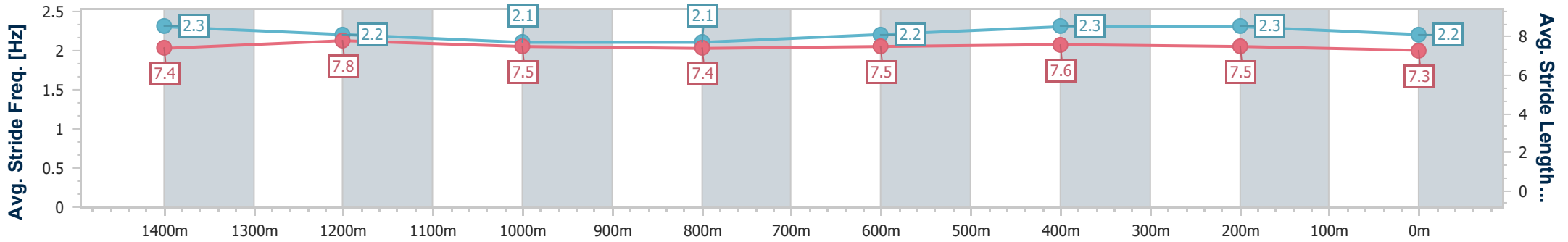
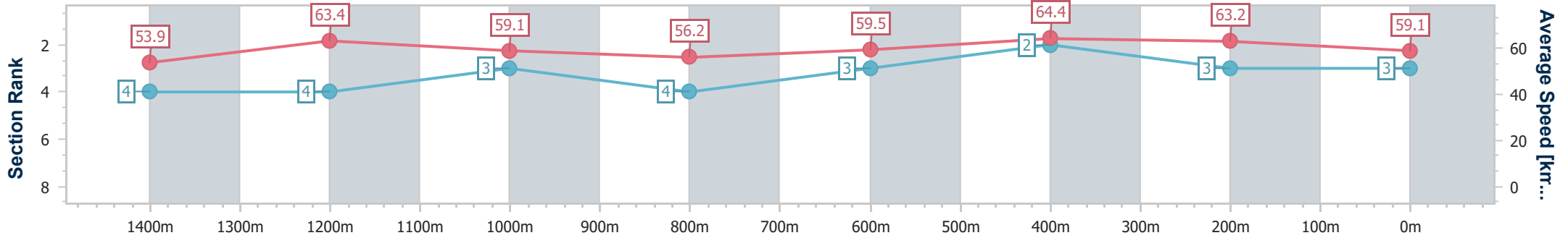
Rockhampton QLD Professional
Race 2: TAB BENCHMARK 70 Handicap - 1600m

29 August 2024 - 11:42

Track Rating: Soft 5, Weather: Fine, Rail Position: +8m Entire



Section	Overall	1400m	1200m	1000m	800m	600m	400m	200m
Section Times	1:36.72 [3] (0:13.38)	1:23.34 [4] (0:11.35)	1:11.99 [4] (0:12.21)	0:59.78 [3] (0:12.82)	0:46.96 [4] (0:12.19)	0:34.77 [3] (0:11.19)	0:23.58 [2] (0:11.42)	0:12.16 [3] (0:12.16)
Average Speed [km/h]	53.9	63.4	59.1	56.2	59.5	64.4	63.2	59.1
Top Speed [km/h]	64.6	64.7	60.4	58.0	63.3	65.2	64.6	62.6
Avg. Dist. to Rail [m]	3.8	0.3	0.2	0.4	1.2	3.7	5.5	4.9
Avg. Stride Freq. [Hz]	2.3	2.2	2.1	2.1	2.2	2.3	2.3	2.2
Avg. Stride Length [m]	7.4	7.8	7.5	7.4	7.5	7.6	7.5	7.3



- [] Ranking at each section and finish
- .-.- No data available at this section
- NA No data available



Horse/Jockey Name	Cusack
Final Rank	4
Fastest Section Time (Section)	0:11.10 (600m)
Top Speed [km/h] (Section)	65.7 (600m)
Race State	Finished



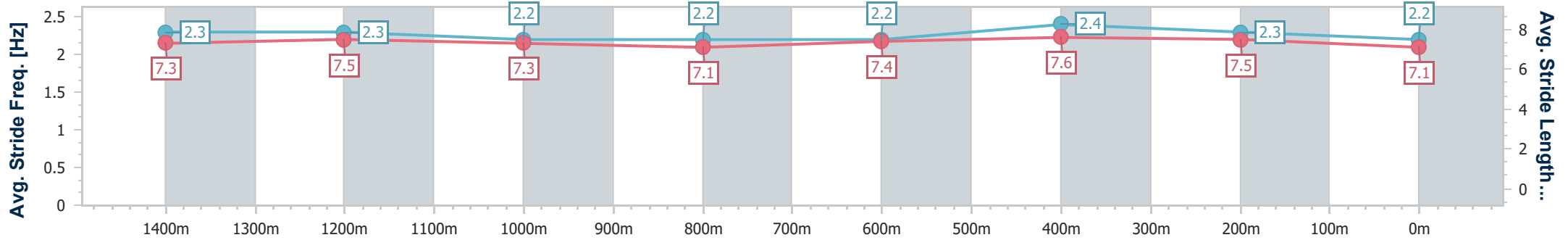
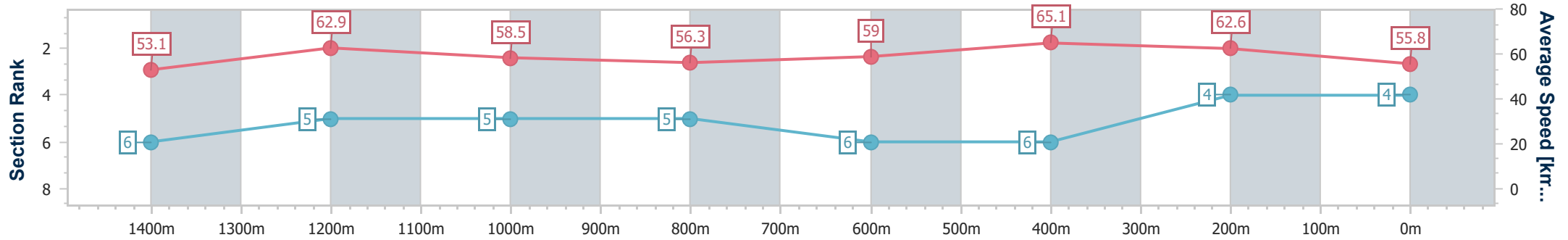
Rockhampton QLD Professional
Race 2: TAB BENCHMARK 70 Handicap - 1600m

29 August 2024 - 11:42

Track Rating: Soft 5, Weather: Fine, Rail Position: +8m Entire



Section	Overall	1400m	1200m	1000m	800m	600m	400m	200m
Section Times	1:37.82 [4] (0:13.57)	1:24.25 [6] (0:11.42)	1:12.83 [5] (0:12.30)	1:00.53 [5] (0:12.73)	0:47.80 [5] (0:12.29)	0:35.51 [6] (0:11.10)	0:24.41 [6] (0:11.48)	0:12.93 [4] (0:12.93)
Average Speed [km/h]	53.1	62.9	58.5	56.3	59.0	65.1	62.6	55.8
Top Speed [km/h]	64.6	65.2	61.1	58.5	63.5	65.7	65.0	59.5
Avg. Dist. to Rail [m]	0.8	1.5	1.3	0.9	1.1	2.8	5.2	4.7
Avg. Stride Freq. [Hz]	2.3	2.3	2.2	2.2	2.2	2.4	2.3	2.2
Avg. Stride Length [m]	7.3	7.5	7.3	7.1	7.4	7.6	7.5	7.1



- [] Ranking at each section and finish
- .-.- No data available at this section
- NA No data available



Horse/Jockey Name	Diasonic
Final Rank	5
Fastest Section Time (Section)	0:11.12 (600m)
Top Speed [km/h] (Section)	65.4 (600m)
Race State	Finished



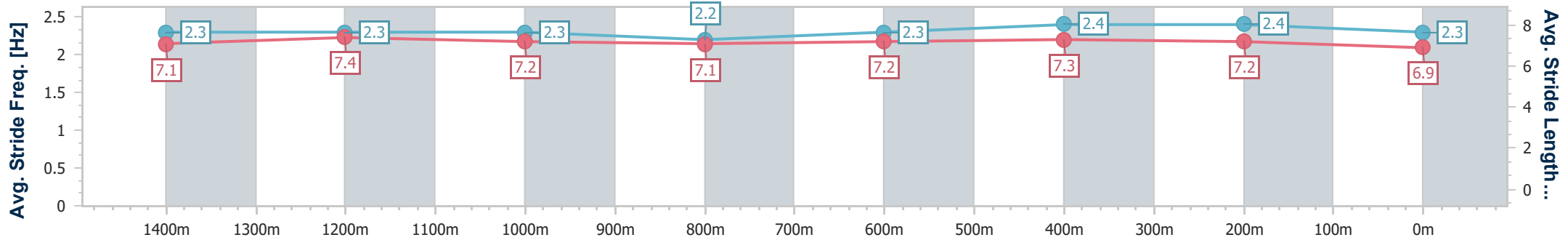
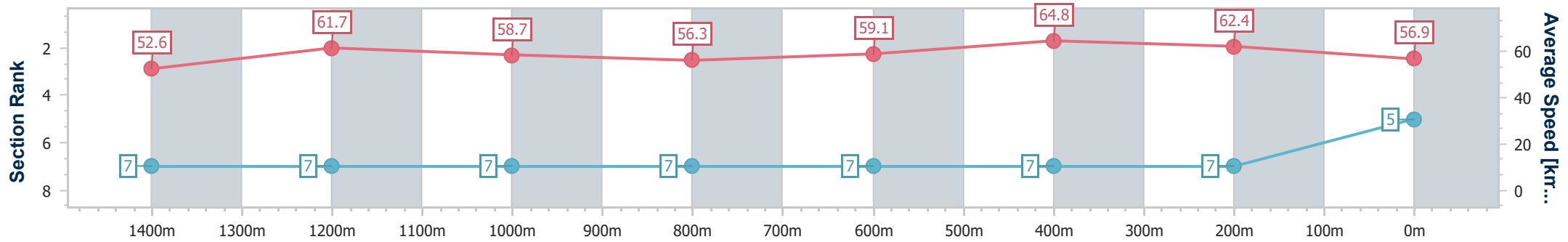
Rockhampton QLD Professional
Race 2: TAB BENCHMARK 70 Handicap - 1600m

29 August 2024 - 11:42

Track Rating: Soft 5, Weather: Fine, Rail Position: +8m Entire



Section	Overall	1400m	1200m	1000m	800m	600m	400m	200m
Section Times	1:37.95 [5] (0:13.69)	1:24.26 [7] (0:11.67)	1:12.59 [7] (0:12.24)	1:00.35 [7] (0:12.72)	0:47.63 [7] (0:12.30)	0:35.33 [7] (0:11.12)	0:24.21 [7] (0:11.55)	0:12.66 [7] (0:12.66)
Average Speed [km/h]	52.6	61.7	58.7	56.3	59.1	64.8	62.4	56.9
Top Speed [km/h]	63.2	64.0	60.7	57.9	63.6	65.4	65.2	59.3
Avg. Dist. to Rail [m]	1.8	0.3	1.2	1.0	1.3	4.7	7.1	8.0
Avg. Stride Freq. [Hz]	2.3	2.3	2.3	2.2	2.3	2.4	2.4	2.3
Avg. Stride Length [m]	7.1	7.4	7.2	7.1	7.2	7.3	7.2	6.9



- [] Ranking at each section and finish
- .-.- No data available at this section
- NA No data available



Horse/Jockey Name	Tricky Beans
Final Rank	6
Fastest Section Time (Section)	0:11.25 (1400m)
Top Speed [km/h] (Section)	66.2 (1400m)
Race State	Finished



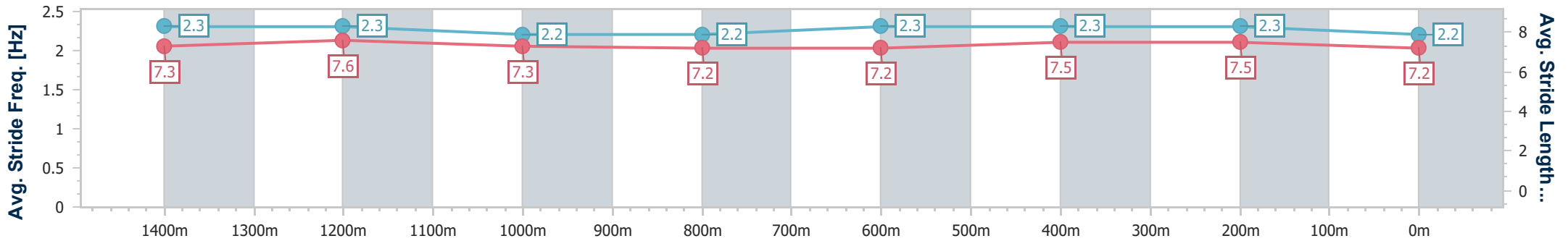
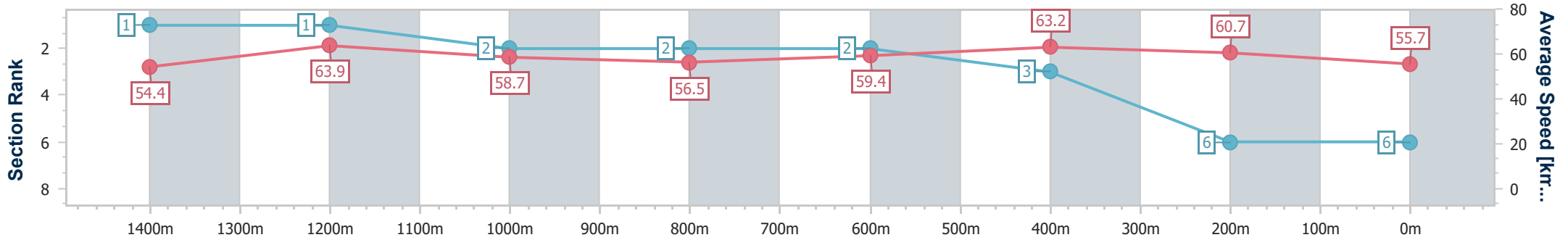
Rockhampton QLD Professional
Race 2: TAB BENCHMARK 70 Handicap - 1600m

29 August 2024 - 11:42

Track Rating: Soft 5, Weather: Fine, Rail Position: +8m Entire



Section	Overall	1400m	1200m	1000m	800m	600m	400m	200m
Section Times	1:38.01 [6] (0:13.26)	1:24.75 [1] (0:11.25)	1:13.50 [1] (0:12.27)	1:01.23 [2] (0:12.73)	0:48.50 [2] (0:12.29)	0:36.21 [2] (0:11.42)	0:24.79 [3] (0:11.85)	0:12.94 [6] (0:12.94)
Average Speed [km/h]	54.4	63.9	58.7	56.5	59.4	63.2	60.7	55.7
Top Speed [km/h]	65.0	66.2	61.8	57.8	62.3	63.6	63.3	58.3
Avg. Dist. to Rail [m]	0.7	0.2	0.4	0.5	1.9	5.0	5.1	5.5
Avg. Stride Freq. [Hz]	2.3	2.3	2.2	2.2	2.3	2.3	2.3	2.2
Avg. Stride Length [m]	7.3	7.6	7.3	7.2	7.2	7.5	7.5	7.2



- [] Ranking at each section and finish
- .-.- No data available at this section
- NA No data available



Horse/Jockey Name	Tycoon Baby
Final Rank	7
Fastest Section Time (Section)	0:11.28 (1400m)
Top Speed [km/h] (Section)	66.3 (1400m)
Race State	Finished



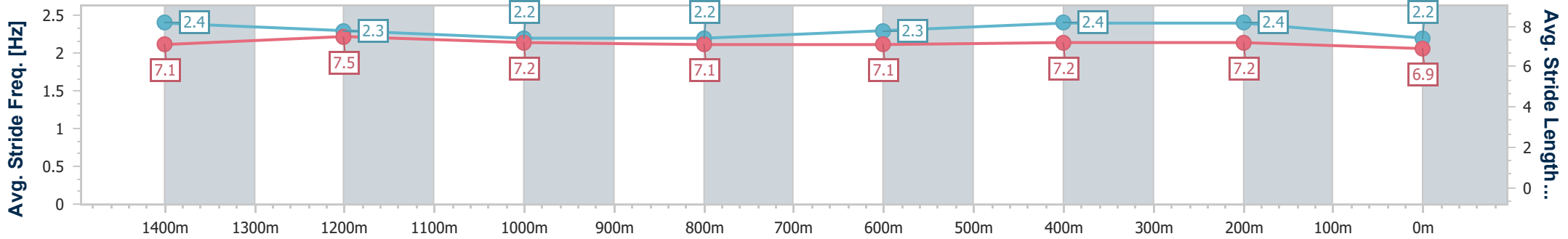
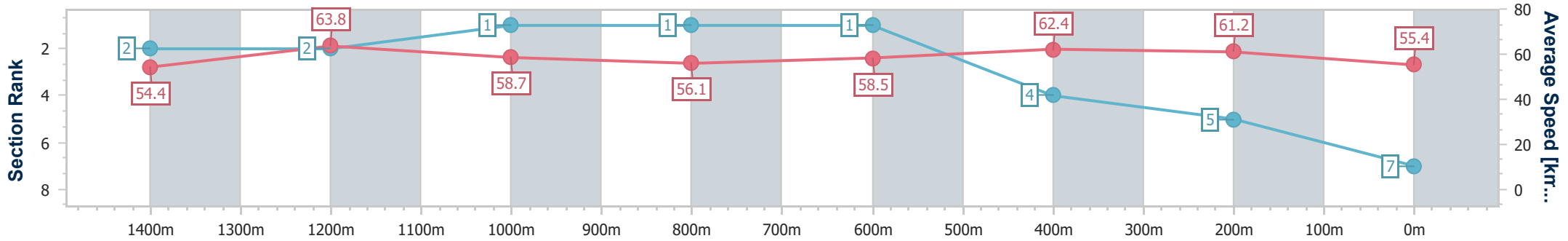
Rockhampton QLD Professional
Race 2: TAB BENCHMARK 70 Handicap - 1600m

29 August 2024 - 11:42

Track Rating: Soft 5, Weather: Fine, Rail Position: +8m Entire



Section	Overall	1400m	1200m	1000m	800m	600m	400m	200m
Section Times	1:38.05 [7] (0:13.26)	1:24.79 [2] (0:11.28)	1:13.51 [2] (0:12.23)	1:01.28 [1] (0:12.69)	0:48.59 [1] (0:12.28)	0:36.31 [1] (0:11.58)	0:24.73 [4] (0:11.72)	0:13.01 [5] (0:13.01)
Average Speed [km/h]	54.4	63.8	58.7	56.1	58.5	62.4	61.2	55.4
Top Speed [km/h]	65.1	66.3	59.9	57.8	62.3	62.9	62.5	59.4
Avg. Dist. to Rail [m]	0.6	0.6	1.4	1.8	0.9	2.3	2.8	2.2
Avg. Stride Freq. [Hz]	2.4	2.3	2.2	2.2	2.3	2.4	2.4	2.2
Avg. Stride Length [m]	7.1	7.5	7.2	7.1	7.1	7.2	7.2	6.9



- [] Ranking at each section and finish
- .-.- No data available at this section
- NA No data available