



Rockhampton QLD Professional

Race 1: RJC GALA INDUSTRY AWARDS NEXT SATURDAY QTIS Three-Year-Old Class 2 Handicap - 1200m

29 August 2024 - 11:08



Track Rating: Soft 5, Weather: Fine, Rail Position: +8m Entire

Section		Overall	1000m	800m	600m	400m	200m	Last 600m					
Field Times		1:10.75 (0:12.85)	0:57.90 (0:11.64)	0:46.26 (0:11.68)	0:34.58 (0:11.31)	0:23.27 (0:11.29)	0:11.98 (0:11.98)	0:34.58					
Rank	TAB Horse/Jockey	Barrier	Top Speed [km/h]	Fastest Section								Margin	Distance Travelled [m]
1	6 SUN WORSHIPPER Melea Castle	5	66.6 400m	0:11.18 400m	1:10.75 [1] (0:13.09)	0:57.66 [2] (0:11.48)	0:46.18 [2] (0:11.77)	0:34.41 [2] (0:11.25)	0:23.16 [2] (0:11.18)	0:11.98 [1] (0:11.98)	1:10.75	0:34.41	
2	1 ASK ME MATE Justin Stanley	2	66.5 400m	0:11.28 400m	1:10.85 [2] (0:13.22)	0:57.63 [3] (0:11.49)	0:46.14 [3] (0:11.72)	0:34.42 [4] (0:11.31)	0:23.11 [3] (0:11.28)	0:11.83 [4] (0:11.83)	0.56L	0:34.42	-1
3	3 ELECTRIC BRAE Warwick Satherley	1	68.0 400m	0:11.05 400m	1:11.08 [3] (0:13.36)	0:57.72 [7] (0:11.72)	0:46.00 [7] (0:11.68)	0:34.32 [7] (0:11.20)	0:23.12 [7] (0:11.05)	0:12.07 [3] (0:12.07)	1.97L	0:34.32	+0
4	7 ROCKY BLONDE Samantha Collett	4	65.5 600m	0:11.30 400m	1:11.13 [4] (0:12.85)	0:58.28 [1] (0:11.64)	0:46.64 [1] (0:11.68)	0:34.96 [1] (0:11.31)	0:23.65 [1] (0:11.30)	0:12.35 [2] (0:12.35)	2.23L	0:34.96	-4
5	2 SCRUB CHAIN Justin Huxtable	6	66.3 600m	0:11.06 600m	1:11.42 [5] (0:13.32)	0:58.10 [5] (0:11.64)	0:46.46 [6] (0:11.72)	0:34.74 [6] (0:11.06)	0:23.68 [4] (0:11.29)	0:12.39 [5] (0:12.39)	3.96L	0:34.74	+5
6	5 CARACRISTI Sean Cormack	8	65.9 Overall	0:11.40 600m	1:11.81 [6] (0:13.27)	0:58.54 [4] (0:11.44)	0:47.10 [4] (0:11.71)	0:35.39 [3] (0:11.40)	0:23.99 [5] (0:11.55)	0:12.44 [7] (0:12.44)	6.23L	0:35.39	+2
7	4 MISHANI DESTINY Ron Stewart	3	65.2 600m	0:11.24 600m	1:11.88 [7] (0:13.33)	0:58.55 [6] (0:11.47)	0:47.08 [5] (0:11.78)	0:35.30 [5] (0:11.24)	0:24.06 [6] (0:11.45)	0:12.61 [6] (0:12.61)	6.67L	0:35.30	+0
8	8 SECRET BOOM Tahlia Fenlon	7	64.0 800m	0:11.53 800m	1:17.57 [8] (0:13.63)	1:03.94 [8] (0:11.75)	0:52.19 [8] (0:11.53)	0:40.66 [8] (0:11.53)	0:29.13 [8] (0:12.82)	0:16.31 [8] (0:16.31)	40.15L	0:40.66	-1

[] Ranking at each section and finish
 -:-:- No data available at this section
 NA No data available

SCN Saddle cloth number
 DNF Did not finish
 DNT Did not track



Horse/Jockey Name	Sun Worshipper
Final Rank	1
Fastest Section Time (Section)	0:11.18 (400m)
Top Speed [km/h] (Section)	66.6 (400m)
Race State	Finished



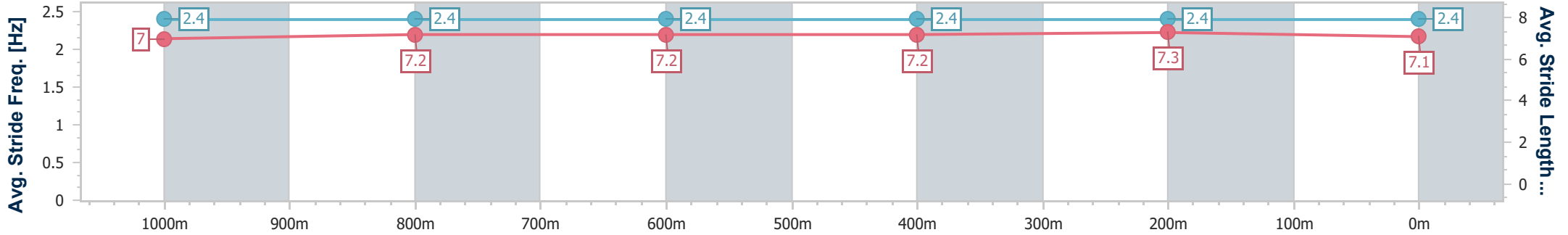
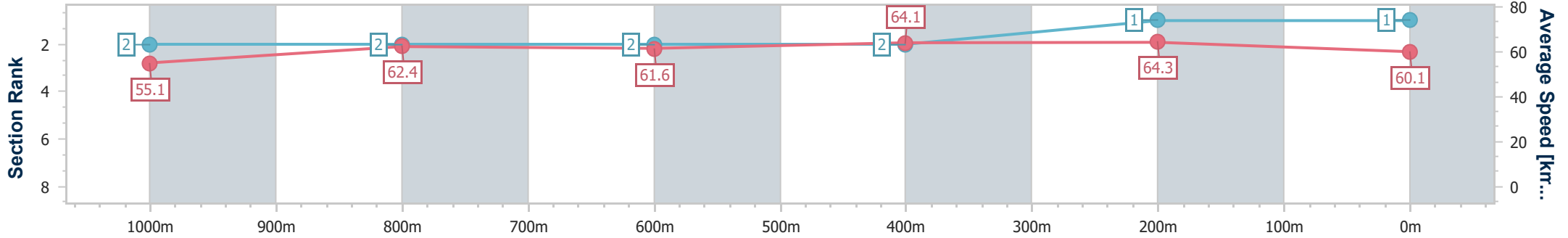
Rockhampton QLD Professional
 Race 1: RJC GALA INDUSTRY AWARDS NEXT SATURDAY QTIS
 Three-Year-Old Class 2 Handicap - 1200m



29 August 2024 - 11:08

Track Rating: Soft 5, Weather: Fine, Rail Position: +8m Entire

Section	Overall	1000m	800m	600m	400m	200m
Section Times	1:10.75 [1] (0:13.09)	0:57.66 [2] (0:11.48)	0:46.18 [2] (0:11.77)	0:34.41 [2] (0:11.25)	0:23.16 [2] (0:11.18)	0:11.98 [1] (0:11.98)
Average Speed [km/h]	55.1	62.4	61.6	64.1	64.3	60.1
Top Speed [km/h]	65.9	65.9	62.8	66.4	66.6	64.3
Avg. Dist. to Rail [m]	1.1	0.5	1.3	1.9	4.2	3.8
Avg. Stride Freq. [Hz]	2.4	2.4	2.4	2.4	2.4	2.4
Avg. Stride Length [m]	7.0	7.2	7.2	7.2	7.3	7.1



- [] Ranking at each section and finish
- .-.- No data available at this section
- NA No data available



Horse/Jockey Name	Ask Me Mate
Final Rank	2
Fastest Section Time (Section)	0:11.28 (400m)
Top Speed [km/h] (Section)	66.5 (400m)
Race State	Finished



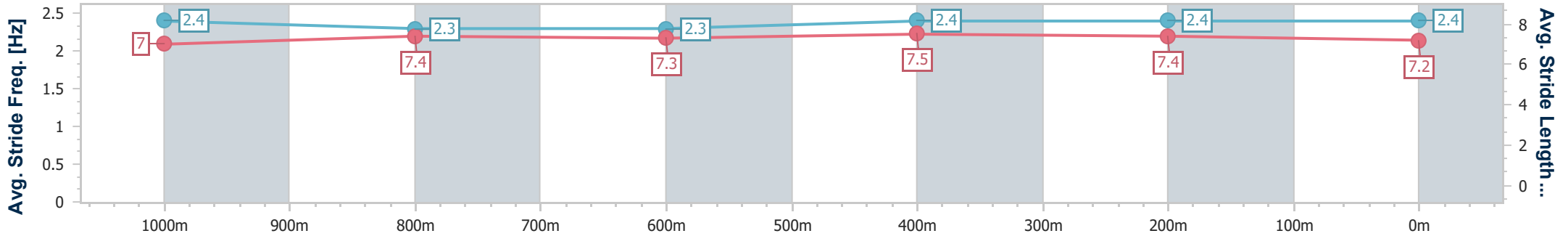
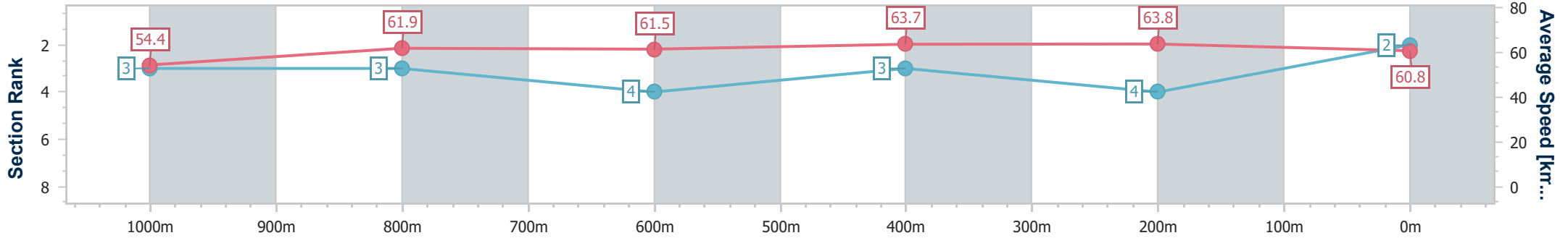
Rockhampton QLD Professional
 Race 1: RJC GALA INDUSTRY AWARDS NEXT SATURDAY QTIS
 Three-Year-Old Class 2 Handicap - 1200m

29 August 2024 - 11:08



Track Rating: Soft 5, Weather: Fine, Rail Position: +8m Entire

Section	Overall	1000m	800m	600m	400m	200m
Section Times	1:10.85 [2] (0:13.22)	0:57.63 [3] (0:11.49)	0:46.14 [3] (0:11.72)	0:34.42 [4] (0:11.31)	0:23.11 [3] (0:11.28)	0:11.83 [4] (0:11.83)
Average Speed [km/h]	54.4	61.9	61.5	63.7	63.8	60.8
Top Speed [km/h]	64.7	63.5	64.0	66.2	66.5	64.1
Avg. Dist. to Rail [m]	1.6	2.1	1.3	2.5	4.3	5.1
Avg. Stride Freq. [Hz]	2.4	2.3	2.3	2.4	2.4	2.4
Avg. Stride Length [m]	7.0	7.4	7.3	7.5	7.4	7.2



- [] Ranking at each section and finish
- .-.- No data available at this section
- NA No data available



Horse/Jockey Name	Electric Brae
Final Rank	3
Fastest Section Time (Section)	0:11.05 (400m)
Top Speed [km/h] (Section)	68.0 (400m)
Race State	Finished



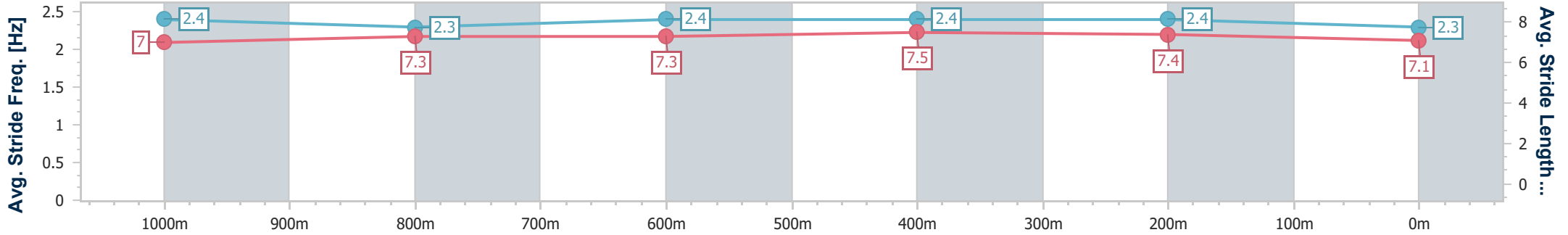
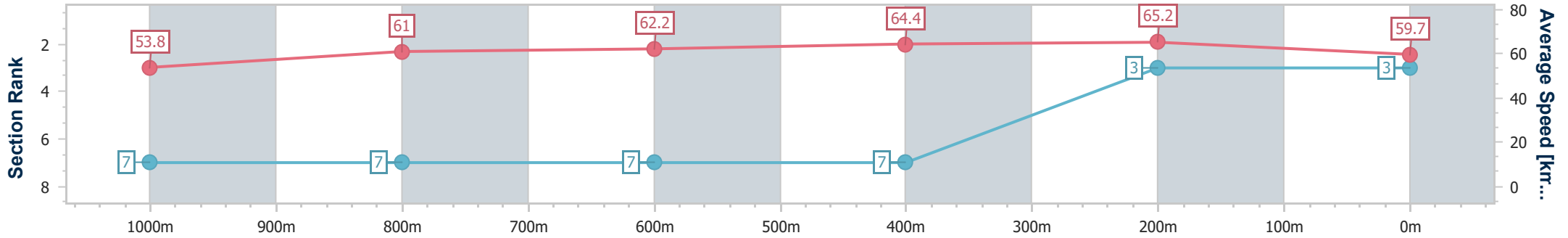
Rockhampton QLD Professional
 Race 1: RJC GALA INDUSTRY AWARDS NEXT SATURDAY QTIS
 Three-Year-Old Class 2 Handicap - 1200m



29 August 2024 - 11:08

Track Rating: Soft 5, Weather: Fine, Rail Position: +8m Entire

Section	Overall	1000m	800m	600m	400m	200m
Section Times	1:11.08 [3] (0:13.36)	0:57.72 [7] (0:11.72)	0:46.00 [7] (0:11.68)	0:34.32 [7] (0:11.20)	0:23.12 [7] (0:11.05)	0:12.07 [3] (0:12.07)
Average Speed [km/h]	53.8	61.0	62.2	64.4	65.2	59.7
Top Speed [km/h]	63.8	63.6	64.1	66.0	68.0	63.2
Avg. Dist. to Rail [m]	2.3	1.1	1.4	3.0	3.3	4.6
Avg. Stride Freq. [Hz]	2.4	2.3	2.4	2.4	2.4	2.3
Avg. Stride Length [m]	7.0	7.3	7.3	7.5	7.4	7.1



- [] Ranking at each section and finish
- .-.- No data available at this section
- NA No data available



Horse/Jockey Name	Rocky Blonde
Final Rank	4
Fastest Section Time (Section)	0:11.30 (400m)
Top Speed [km/h] (Section)	65.5 (600m)
Race State	Finished



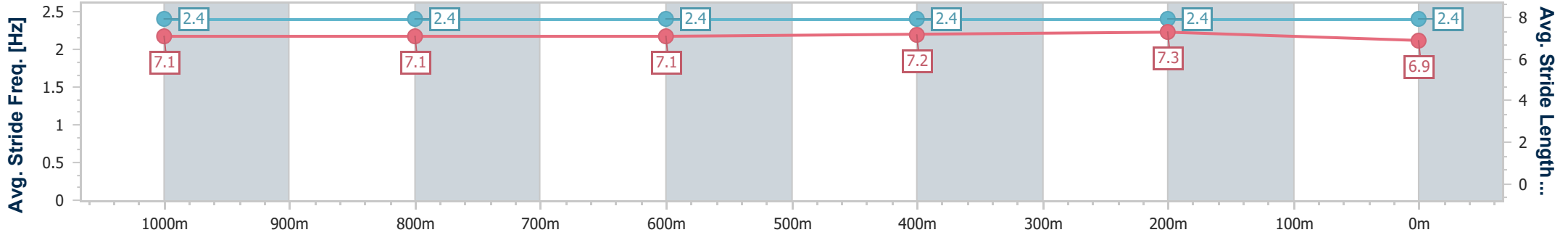
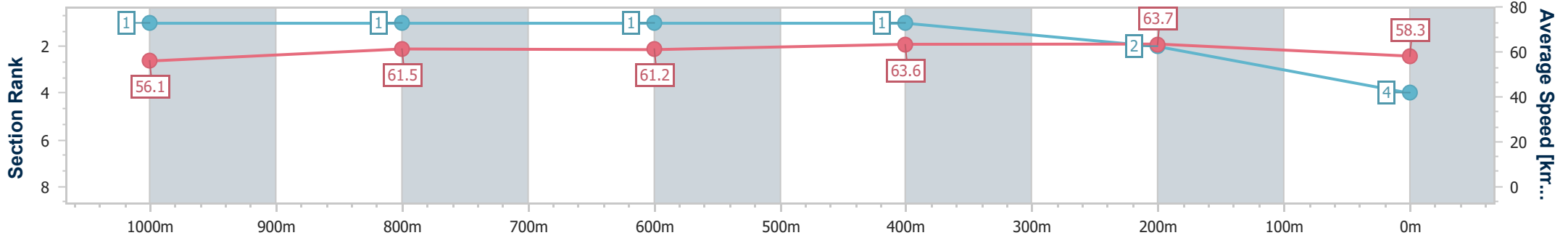
Rockhampton QLD Professional
 Race 1: RJC GALA INDUSTRY AWARDS NEXT SATURDAY QTIS
 Three-Year-Old Class 2 Handicap - 1200m



29 August 2024 - 11:08

Track Rating: Soft 5, Weather: Fine, Rail Position: +8m Entire

Section	Overall	1000m	800m	600m	400m	200m
Section Times	1:11.13 [4] (0:12.85)	0:58.28 [1] (0:11.64)	0:46.64 [1] (0:11.68)	0:34.96 [1] (0:11.31)	0:23.65 [1] (0:11.30)	0:12.35 [2] (0:12.35)
Average Speed [km/h]	56.1	61.5	61.2	63.6	63.7	58.3
Top Speed [km/h]	64.5	64.0	63.2	65.5	65.1	62.9
Avg. Dist. to Rail [m]	0.6	1.2	0.8	0.3	1.7	2.6
Avg. Stride Freq. [Hz]	2.4	2.4	2.4	2.4	2.4	2.4
Avg. Stride Length [m]	7.1	7.1	7.1	7.2	7.3	6.9



- [] Ranking at each section and finish
- .-.- No data available at this section
- NA No data available



Horse/Jockey Name	Scrub Chain
Final Rank	5
Fastest Section Time (Section)	0:11.06 (600m)
Top Speed [km/h] (Section)	66.3 (600m)
Race State	Finished



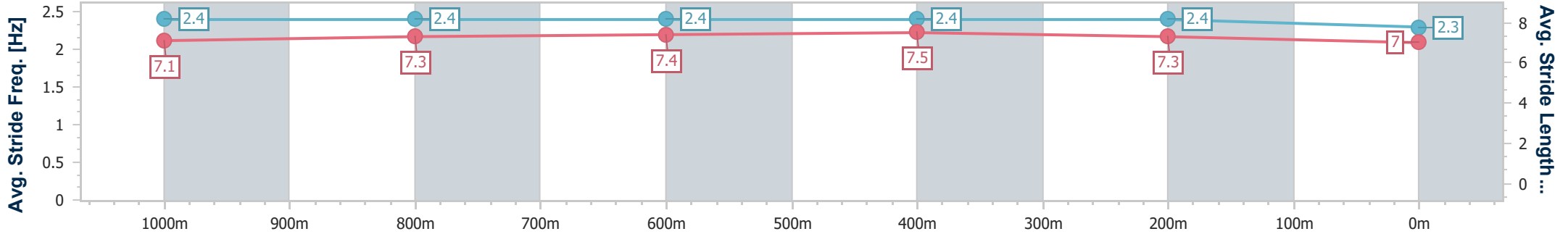
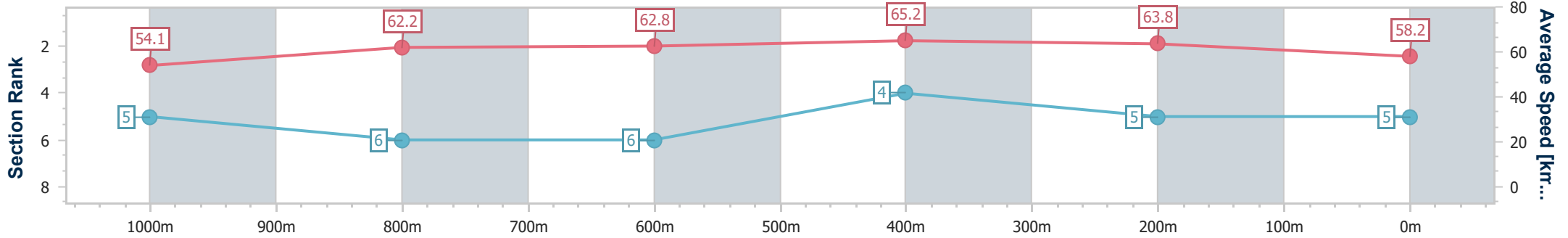
Rockhampton QLD Professional
 Race 1: RJC GALA INDUSTRY AWARDS NEXT SATURDAY QTIS
 Three-Year-Old Class 2 Handicap - 1200m



29 August 2024 - 11:08

Track Rating: Soft 5, Weather: Fine, Rail Position: +8m Entire

Section	Overall	1000m	800m	600m	400m	200m
Section Times	1:11.42 [5] (0:13.32)	0:58.10 [5] (0:11.64)	0:46.46 [6] (0:11.72)	0:34.74 [6] (0:11.06)	0:23.68 [4] (0:11.29)	0:12.39 [5] (0:12.39)
Average Speed [km/h]	54.1	62.2	62.8	65.2	63.8	58.2
Top Speed [km/h]	64.9	65.0	64.6	66.3	66.1	62.3
Avg. Dist. to Rail [m]	1.5	0.9	2.8	5.3	7.0	7.1
Avg. Stride Freq. [Hz]	2.4	2.4	2.4	2.4	2.4	2.3
Avg. Stride Length [m]	7.1	7.3	7.4	7.5	7.3	7.0



- [] Ranking at each section and finish
- .-.- No data available at this section
- NA No data available



Horse/Jockey Name	Caracristi
Final Rank	6
Fastest Section Time (Section)	0:11.40 (600m)
Top Speed [km/h] (Section)	65.9 (Overall)
Race State	Finished



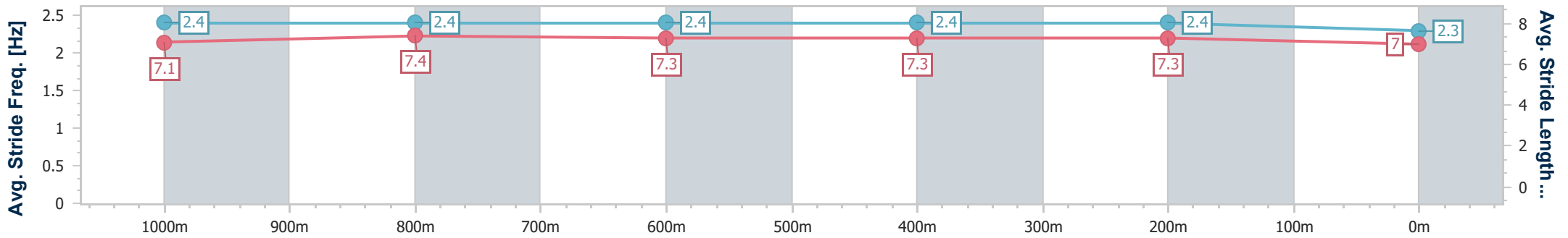
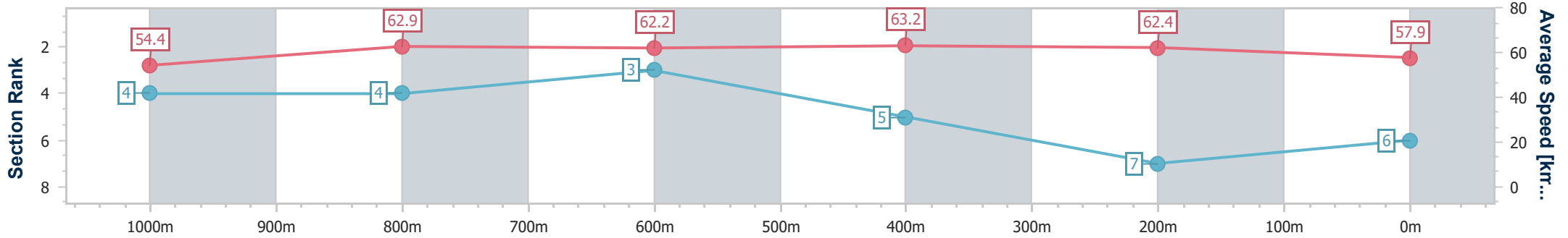
Rockhampton QLD Professional
 Race 1: RJC GALA INDUSTRY AWARDS NEXT SATURDAY QTIS
 Three-Year-Old Class 2 Handicap - 1200m



29 August 2024 - 11:08

Track Rating: Soft 5, Weather: Fine, Rail Position: +8m Entire

Section	Overall	1000m	800m	600m	400m	200m
Section Times	1:11.81 [6] (0:13.27)	0:58.54 [4] (0:11.44)	0:47.10 [4] (0:11.71)	0:35.39 [3] (0:11.40)	0:23.99 [5] (0:11.55)	0:12.44 [7] (0:12.44)
Average Speed [km/h]	54.4	62.9	62.2	63.2	62.4	57.9
Top Speed [km/h]	65.9	65.9	64.3	64.7	64.4	61.0
Avg. Dist. to Rail [m]	2.5	0.4	1.5	3.5	5.9	6.4
Avg. Stride Freq. [Hz]	2.4	2.4	2.4	2.4	2.4	2.3
Avg. Stride Length [m]	7.1	7.4	7.3	7.3	7.3	7.0



- [] Ranking at each section and finish
- .-.- No data available at this section
- NA No data available



Horse/Jockey Name	Mishani Destiny
Final Rank	7
Fastest Section Time (Section)	0:11.24 (600m)
Top Speed [km/h] (Section)	65.2 (600m)
Race State	Finished



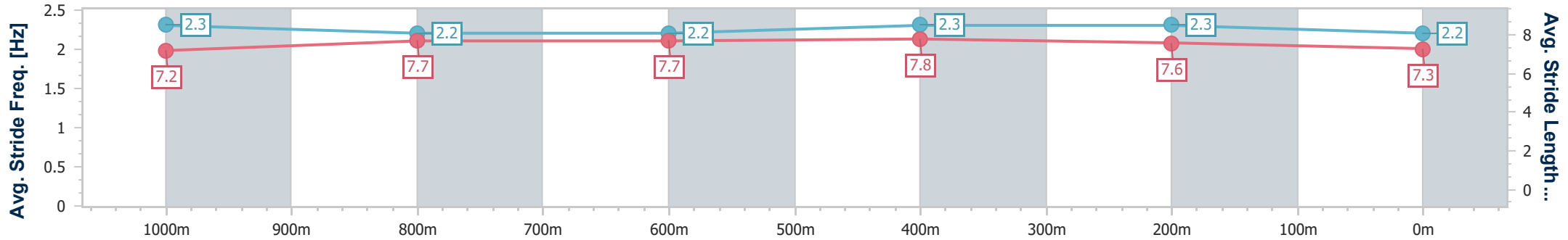
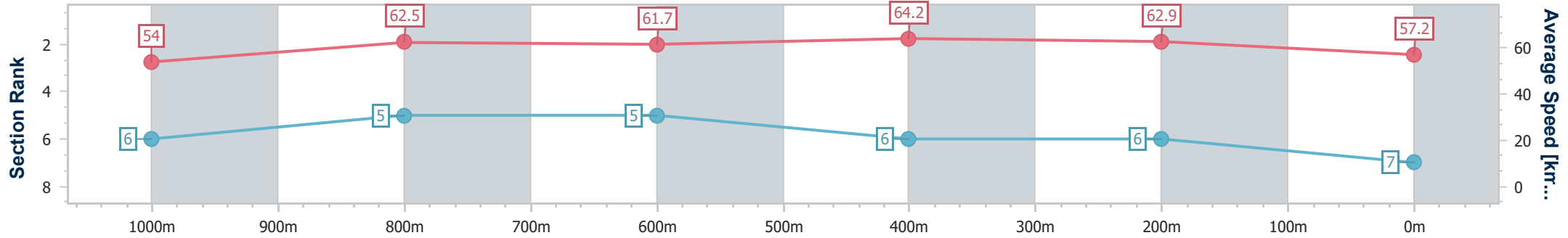
Rockhampton QLD Professional
 Race 1: RJC GALA INDUSTRY AWARDS NEXT SATURDAY QTIS
 Three-Year-Old Class 2 Handicap - 1200m



29 August 2024 - 11:08

Track Rating: Soft 5, Weather: Fine, Rail Position: +8m Entire

Section	Overall	1000m	800m	600m	400m	200m
Section Times	1:11.88 [7] (0:13.33)	0:58.55 [6] (0:11.47)	0:47.08 [5] (0:11.78)	0:35.30 [5] (0:11.24)	0:24.06 [6] (0:11.45)	0:12.61 [6] (0:12.61)
Average Speed [km/h]	54.0	62.5	61.7	64.2	62.9	57.2
Top Speed [km/h]	63.4	64.3	63.0	65.2	64.7	60.1
Avg. Dist. to Rail [m]	0.7	0.8	1.3	2.9	4.6	4.3
Avg. Stride Freq. [Hz]	2.3	2.2	2.2	2.3	2.3	2.2
Avg. Stride Length [m]	7.2	7.7	7.7	7.8	7.6	7.3



- [] Ranking at each section and finish
- .-.- No data available at this section
- NA No data available



Horse/Jockey Name	Secret Boom
Final Rank	8
Fastest Section Time (Section)	0:11.53 (800m)
Top Speed [km/h] (Section)	64.0 (800m)
Race State	Finished



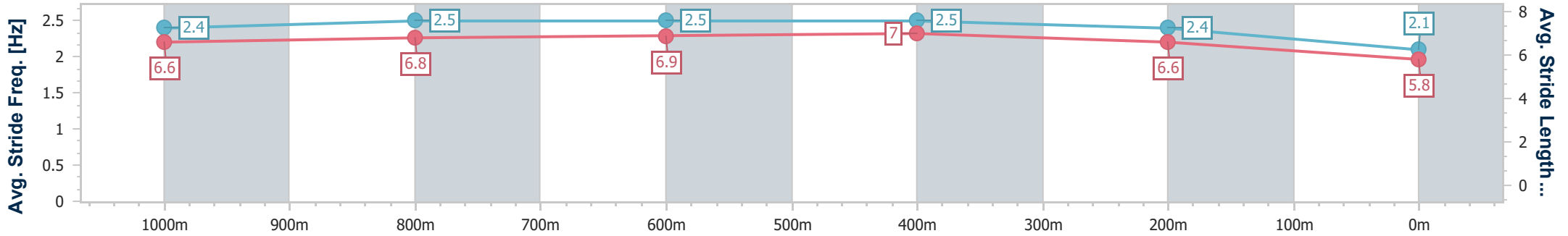
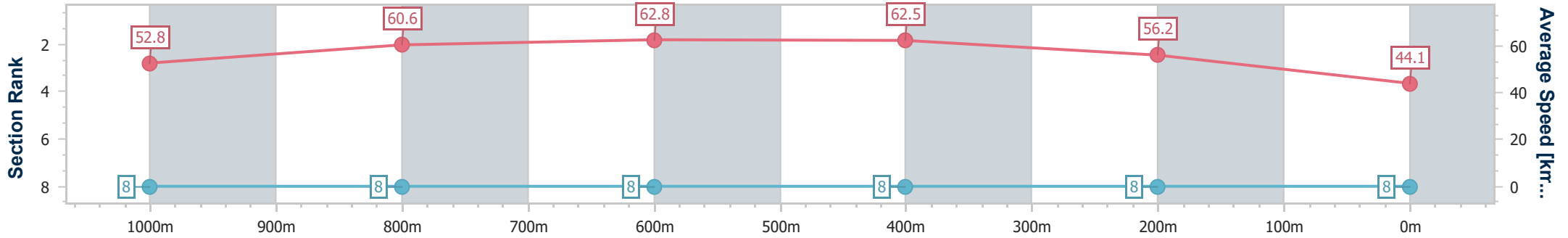
Rockhampton QLD Professional
 Race 1: RJC GALA INDUSTRY AWARDS NEXT SATURDAY QTIS
 Three-Year-Old Class 2 Handicap - 1200m



29 August 2024 - 11:08

Track Rating: Soft 5, Weather: Fine, Rail Position: +8m Entire

Section	Overall	1000m	800m	600m	400m	200m
Section Times	1:17.57 [8] (0:13.63)	1:03.94 [8] (0:11.75)	0:52.19 [8] (0:11.53)	0:40.66 [8] (0:11.53)	0:29.13 [8] (0:12.82)	0:16.31 [8] (0:16.31)
Average Speed [km/h]	52.8	60.6	62.8	62.5	56.2	44.1
Top Speed [km/h]	62.7	63.5	64.0	63.5	61.7	51.0
Avg. Dist. to Rail [m]	2.0	1.8	1.0	1.7	2.4	2.9
Avg. Stride Freq. [Hz]	2.4	2.5	2.5	2.5	2.4	2.1
Avg. Stride Length [m]	6.6	6.8	6.9	7.0	6.6	5.8



- [] Ranking at each section and finish
- .-.- No data available at this section
- NA No data available



Rockhampton QLD Professional

Race 2: TAB BENCHMARK 70 Handicap - 1600m



29 August 2024 - 11:42

Track Rating: Soft 5, Weather: Fine, Rail Position: +8m Entire

Section	Field Times	Overall	1400m	1200m	1000m	800m	600m	400m	Last 600m				
		1:36.01 (0:13.26)	1:22.75 (0:11.25)	1:11.50 (0:12.26)	0:59.24 (0:12.69)	0:46.55 (0:12.28)	0:34.27 (0:11.37)	0:22.90 (0:11.04)	0:34.27				
Rank	TAB Horse/Jockey	Barrier	Top Speed [km/h]	Fastest Section						Distance Travelled [m]			
1	5 MOCAMBO Justin Stanley	1	66.8 400m	0:11.04 400m	1:36.01 [1] (0:13.26)	1:22.75 [3] (0:11.43)	1:11.32 [3] (0:12.28)	0:59.04 [4] (0:12.69)	0:46.35 [3] (0:12.40)	0:33.95 [4] (0:11.05)	0:22.90 [1] (0:11.04)	0:33.95	
2	2 KNIFE'S EDGE Warwick Satherley	4	66.3 400m	0:11.10 600m	1:36.60 [2] (0:13.54)	1:23.06 [5] (0:11.50)	1:11.56 [6] (0:12.26)	0:59.30 [6] (0:12.76)	0:46.54 [6] (0:12.22)	0:34.32 [5] (0:11.10)	0:23.22 [5] (0:11.17)	0:34.32	+4
3	1 PEPPERDINE Ashley Butler	7	65.2 600m	0:11.19 600m	1:36.72 [3] (0:13.38)	1:23.34 [4] (0:11.35)	1:11.99 [4] (0:12.21)	0:59.78 [3] (0:12.82)	0:46.96 [4] (0:12.19)	0:34.77 [3] (0:11.19)	0:23.58 [2] (0:11.42)	0:34.77	+3
4	4 CUSACK Justin Huxtable	2	65.7 600m	0:11.10 600m	1:37.82 [4] (0:13.57)	1:24.25 [6] (0:11.42)	1:12.83 [5] (0:12.30)	1:00.53 [5] (0:12.73)	0:47.80 [5] (0:12.29)	0:35.51 [6] (0:11.10)	0:24.41 [6] (0:11.48)	0:35.51	+1
5	6 DIASONIC Ron Stewart	6	65.4 600m	0:11.12 600m	1:37.95 [5] (0:13.69)	1:24.26 [7] (0:11.67)	1:12.59 [7] (0:12.24)	1:00.35 [7] (0:12.72)	0:47.63 [7] (0:12.30)	0:35.33 [7] (0:11.12)	0:24.21 [7] (0:11.55)	0:35.33	+1
6	3 TRICKY BEANS Adrian Layt	5	66.2 1400m	0:11.25 1400m	1:38.01 [6] (0:13.26)	1:24.75 [1] (0:11.25)	1:13.50 [1] (0:12.27)	1:01.23 [2] (0:12.73)	0:48.50 [2] (0:12.29)	0:36.21 [2] (0:11.42)	0:24.79 [3] (0:11.85)	0:36.21	+3
7	7 TYCOON BABY Jackson Murphy	3	66.3 1400m	0:11.28 1400m	1:38.05 [7] (0:13.26)	1:24.79 [2] (0:11.28)	1:13.51 [2] (0:12.23)	1:01.28 [1] (0:12.69)	0:48.59 [1] (0:12.28)	0:36.31 [1] (0:11.58)	0:24.73 [4] (0:11.72)	0:36.31	+0

Scratched: Seisme (#8)



Rockhampton QLD Professional

Race 2: TAB BENCHMARK 70 Handicap - 1600m

29 August 2024 - 11:42



Track Rating: Soft 5, Weather: Fine, Rail Position: +8m Entire

Section							200m			Last 600m
Field Times							0:11.86			0:34.27
							(0:11.86)			
Rank	TAB	Horse/Jockey	Barrier	Top Speed [km/h]	Fastest Section	Margin				Distance Travelled [m]
1	5	MOCAMBO	1	66.8	0:11.04	0:11.86 [1]	1:36.01			0:33.95
		Justin Stanley		400m	400m	(0:11.86)				
2	2	KNIFE'S EDGE	4	66.3	0:11.10	0:12.05 [2]	3.45L			0:34.32 +4
		Warwick Satherley		400m	600m	(0:12.05)				
3	1	PEPPERDINE	7	65.2	0:11.19	0:12.16 [3]	4.15L			0:34.77 +3
		Ashley Butler		600m	600m	(0:12.16)				
4	4	CUSACK	2	65.7	0:11.10	0:12.93 [4]	10.63L			0:35.51 +1
		Justin Huxtable		600m	600m	(0:12.93)				
5	6	DIASONIC	6	65.4	0:11.12	0:12.66 [7]	11.39L			0:35.33 +1
		Ron Stewart		600m	600m	(0:12.66)				
6	3	TRICKY BEANS	5	66.2	0:11.25	0:12.94 [6]	11.74L			0:36.21 +3
		Adrian Layt		1400m	1400m	(0:12.94)				
7	7	TYCOON BABY	3	66.3	0:11.28	0:13.01 [5]	11.95L			0:36.31 +0
		Jackson Murphy		1400m	1400m	(0:13.01)				

Scratched: Seisme (#8)

[] Ranking at each section and finish
 -:-:- No data available at this section
 NA No data available

SCN Saddle cloth number
 DNF Did not finish
 DNT Did not track



Horse/Jockey Name	Mocambo
Final Rank	1
Fastest Section Time (Section)	0:11.04 (400m)
Top Speed [km/h] (Section)	66.8 (400m)
Race State	Finished



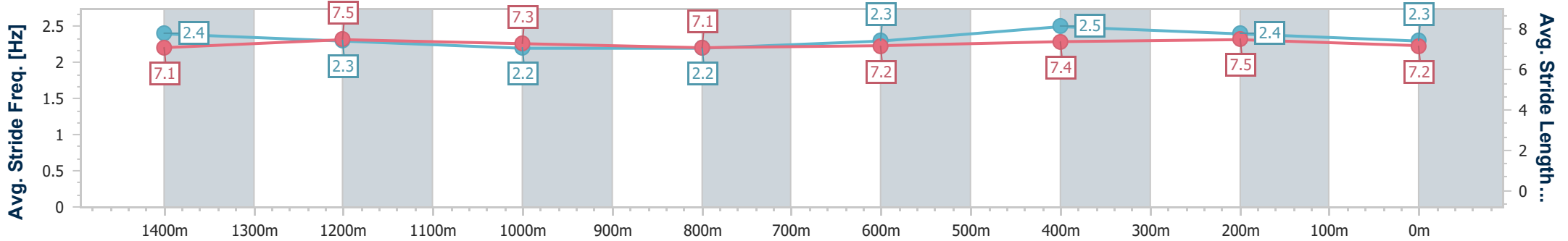
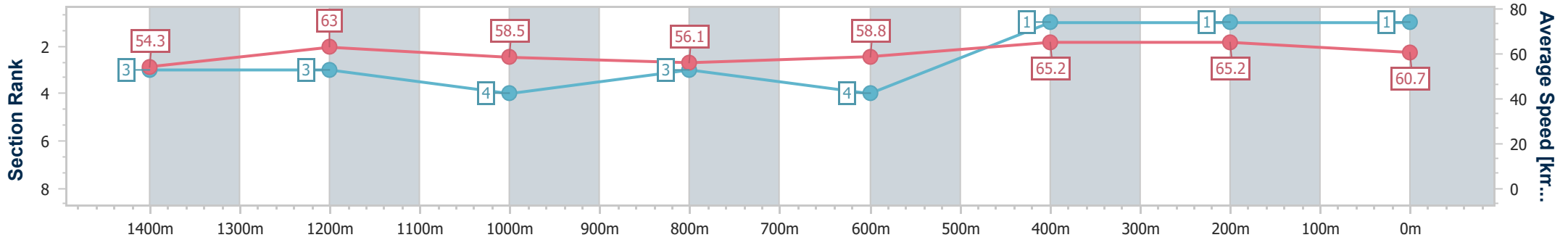
Rockhampton QLD Professional
Race 2: TAB BENCHMARK 70 Handicap - 1600m

29 August 2024 - 11:42

Track Rating: Soft 5, Weather: Fine, Rail Position: +8m Entire



Section	Overall	1400m	1200m	1000m	800m	600m	400m	200m
Section Times	1:36.01 [1] (0:13.26)	1:22.75 [3] (0:11.43)	1:11.32 [3] (0:12.28)	0:59.04 [4] (0:12.69)	0:46.35 [3] (0:12.40)	0:33.95 [4] (0:11.05)	0:22.90 [1] (0:11.04)	0:11.86 [1] (0:11.86)
Average Speed [km/h]	54.3	63.0	58.5	56.1	58.8	65.2	65.2	60.7
Top Speed [km/h]	64.4	63.9	60.7	58.1	62.3	66.6	66.8	63.5
Avg. Dist. to Rail [m]	3.1	2.7	2.4	1.9	1.7	2.7	2.6	2.4
Avg. Stride Freq. [Hz]	2.4	2.3	2.2	2.2	2.3	2.5	2.4	2.3
Avg. Stride Length [m]	7.1	7.5	7.3	7.1	7.2	7.4	7.5	7.2



- [] Ranking at each section and finish
- .-.- No data available at this section
- NA No data available



Horse/Jockey Name	Knife's Edge
Final Rank	2
Fastest Section Time (Section)	0:11.10 (600m)
Top Speed [km/h] (Section)	66.3 (400m)
Race State	Finished



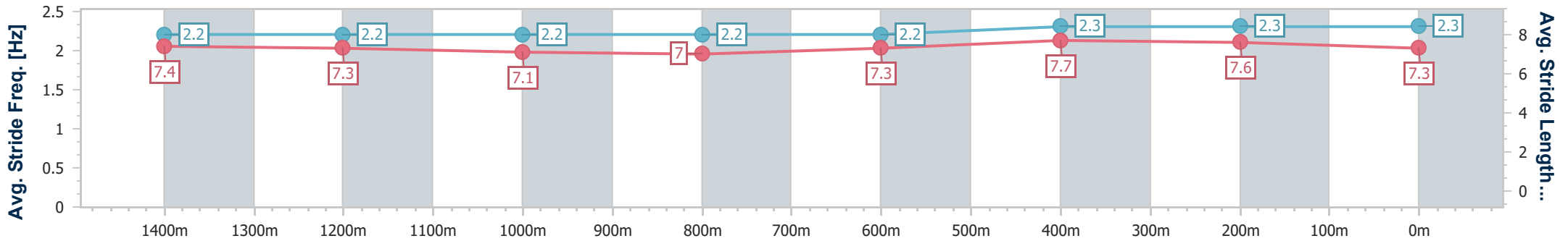
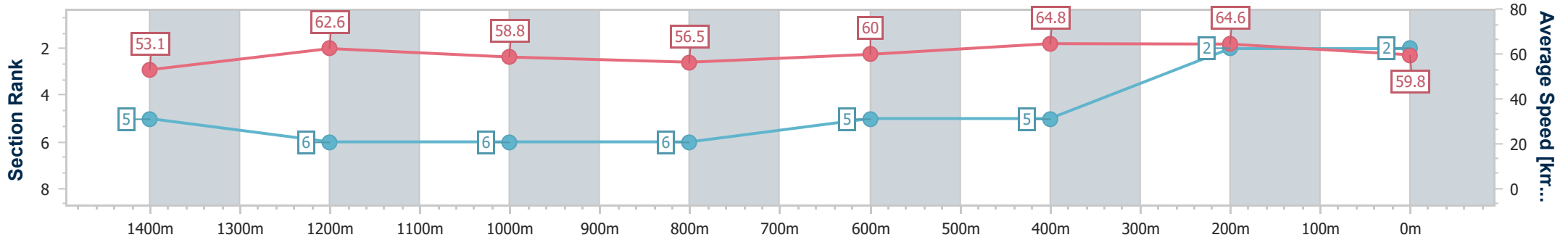
Rockhampton QLD Professional
Race 2: TAB BENCHMARK 70 Handicap - 1600m

29 August 2024 - 11:42

Track Rating: Soft 5, Weather: Fine, Rail Position: +8m Entire



Section	Overall	1400m	1200m	1000m	800m	600m	400m	200m
Section Times	1:36.60 [2] (0:13.54)	1:23.06 [5] (0:11.50)	1:11.56 [6] (0:12.26)	0:59.30 [6] (0:12.76)	0:46.54 [6] (0:12.22)	0:34.32 [5] (0:11.10)	0:23.22 [5] (0:11.17)	0:12.05 [2] (0:12.05)
Average Speed [km/h]	53.1	62.6	58.8	56.5	60.0	64.8	64.6	59.8
Top Speed [km/h]	65.1	63.5	61.2	58.6	64.0	66.0	66.3	62.7
Avg. Dist. to Rail [m]	0.5	0.1	0.2	0.6	2.3	4.5	7.4	7.0
Avg. Stride Freq. [Hz]	2.2	2.2	2.2	2.2	2.2	2.3	2.3	2.3
Avg. Stride Length [m]	7.4	7.3	7.1	7.0	7.3	7.7	7.6	7.3



- [] Ranking at each section and finish
- .-.- No data available at this section
- NA No data available



Horse/Jockey Name	Pepperdine
Final Rank	3
Fastest Section Time (Section)	0:11.19 (600m)
Top Speed [km/h] (Section)	65.2 (600m)
Race State	Finished



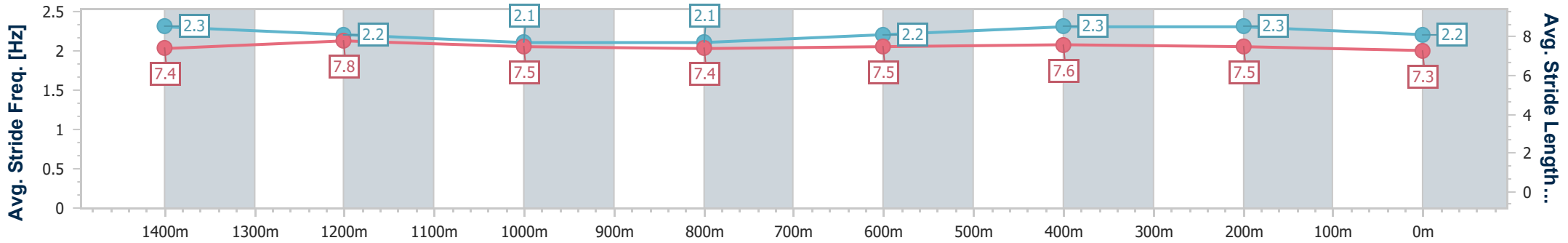
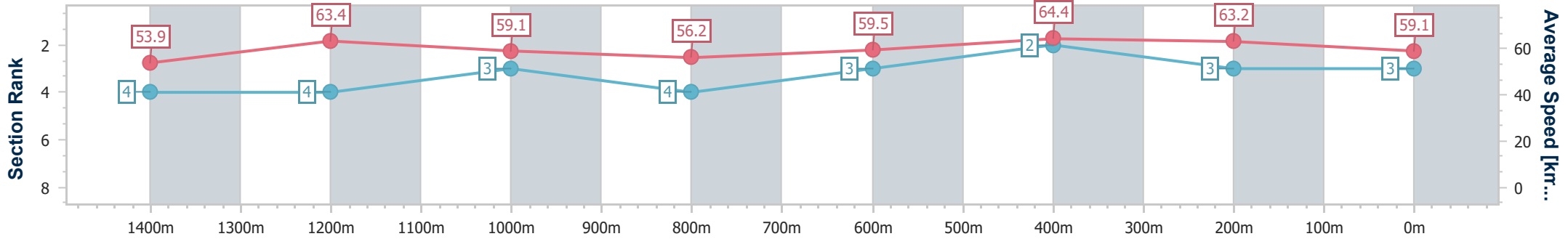
Rockhampton QLD Professional
Race 2: TAB BENCHMARK 70 Handicap - 1600m

29 August 2024 - 11:42

Track Rating: Soft 5, Weather: Fine, Rail Position: +8m Entire



Section	Overall	1400m	1200m	1000m	800m	600m	400m	200m
Section Times	1:36.72 [3] (0:13.38)	1:23.34 [4] (0:11.35)	1:11.99 [4] (0:12.21)	0:59.78 [3] (0:12.82)	0:46.96 [4] (0:12.19)	0:34.77 [3] (0:11.19)	0:23.58 [2] (0:11.42)	0:12.16 [3] (0:12.16)
Average Speed [km/h]	53.9	63.4	59.1	56.2	59.5	64.4	63.2	59.1
Top Speed [km/h]	64.6	64.7	60.4	58.0	63.3	65.2	64.6	62.6
Avg. Dist. to Rail [m]	3.8	0.3	0.2	0.4	1.2	3.7	5.5	4.9
Avg. Stride Freq. [Hz]	2.3	2.2	2.1	2.1	2.2	2.3	2.3	2.2
Avg. Stride Length [m]	7.4	7.8	7.5	7.4	7.5	7.6	7.5	7.3



- [] Ranking at each section and finish
- .-.- No data available at this section
- NA No data available



Horse/Jockey Name	Cusack
Final Rank	4
Fastest Section Time (Section)	0:11.10 (600m)
Top Speed [km/h] (Section)	65.7 (600m)
Race State	Finished



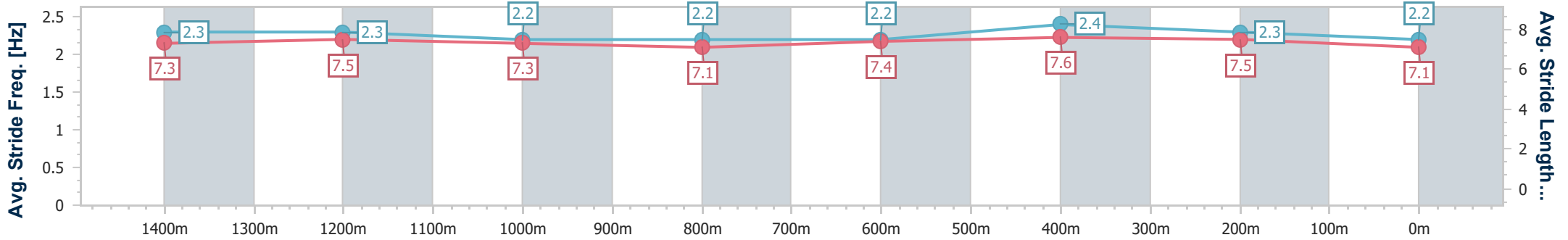
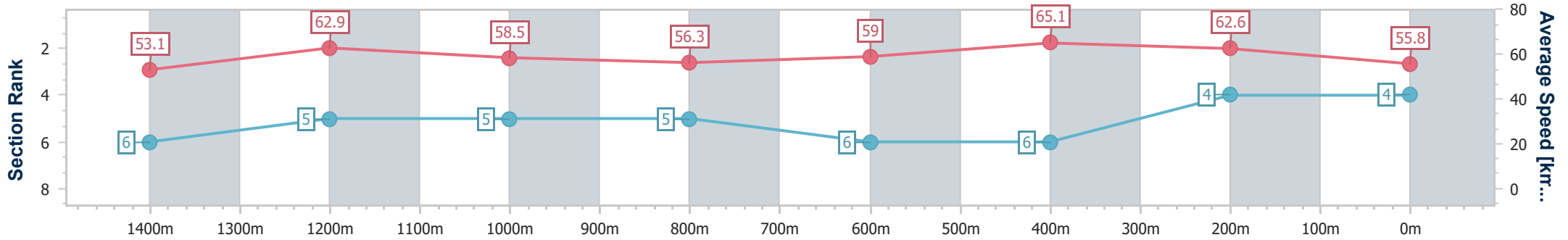
Rockhampton QLD Professional
Race 2: TAB BENCHMARK 70 Handicap - 1600m

29 August 2024 - 11:42

Track Rating: Soft 5, Weather: Fine, Rail Position: +8m Entire



Section	Overall	1400m	1200m	1000m	800m	600m	400m	200m
Section Times	1:37.82 [4] (0:13.57)	1:24.25 [6] (0:11.42)	1:12.83 [5] (0:12.30)	1:00.53 [5] (0:12.73)	0:47.80 [5] (0:12.29)	0:35.51 [6] (0:11.10)	0:24.41 [6] (0:11.48)	0:12.93 [4] (0:12.93)
Average Speed [km/h]	53.1	62.9	58.5	56.3	59.0	65.1	62.6	55.8
Top Speed [km/h]	64.6	65.2	61.1	58.5	63.5	65.7	65.0	59.5
Avg. Dist. to Rail [m]	0.8	1.5	1.3	0.9	1.1	2.8	5.2	4.7
Avg. Stride Freq. [Hz]	2.3	2.3	2.2	2.2	2.2	2.4	2.3	2.2
Avg. Stride Length [m]	7.3	7.5	7.3	7.1	7.4	7.6	7.5	7.1



- [] Ranking at each section and finish
- .-.- No data available at this section
- NA No data available



Horse/Jockey Name	Diasonic
Final Rank	5
Fastest Section Time (Section)	0:11.12 (600m)
Top Speed [km/h] (Section)	65.4 (600m)
Race State	Finished



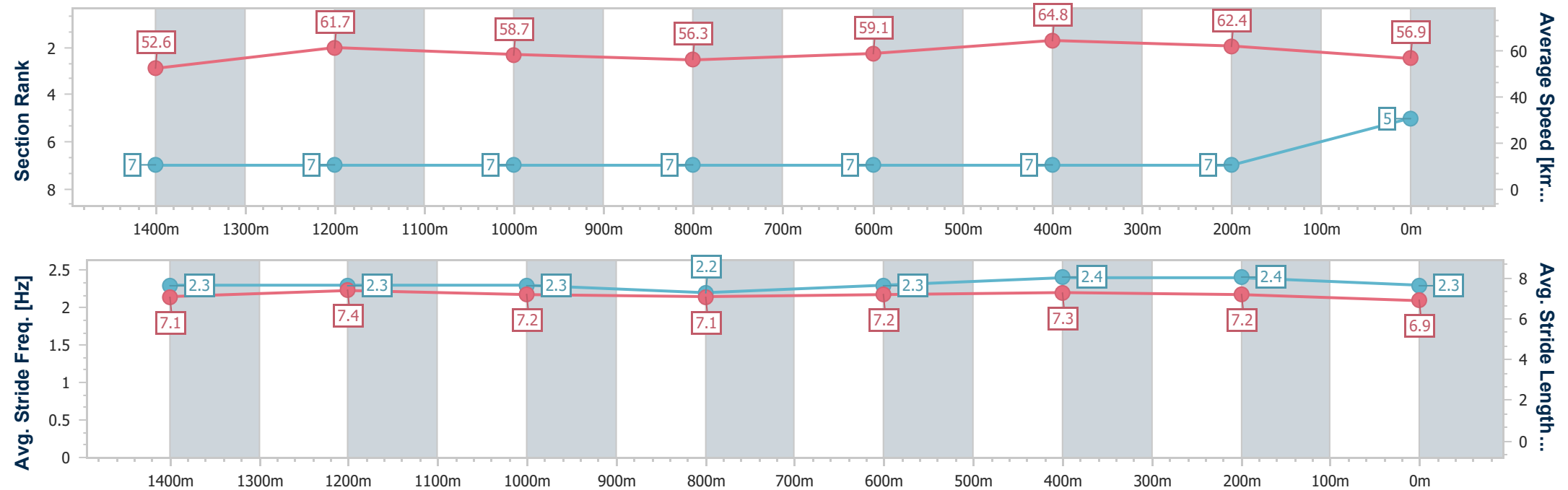
Rockhampton QLD Professional
Race 2: TAB BENCHMARK 70 Handicap - 1600m

29 August 2024 - 11:42

Track Rating: Soft 5, Weather: Fine, Rail Position: +8m Entire



Section	Overall	1400m	1200m	1000m	800m	600m	400m	200m
Section Times	1:37.95 [5] (0:13.69)	1:24.26 [7] (0:11.67)	1:12.59 [7] (0:12.24)	1:00.35 [7] (0:12.72)	0:47.63 [7] (0:12.30)	0:35.33 [7] (0:11.12)	0:24.21 [7] (0:11.55)	0:12.66 [7] (0:12.66)
Average Speed [km/h]	52.6	61.7	58.7	56.3	59.1	64.8	62.4	56.9
Top Speed [km/h]	63.2	64.0	60.7	57.9	63.6	65.4	65.2	59.3
Avg. Dist. to Rail [m]	1.8	0.3	1.2	1.0	1.3	4.7	7.1	8.0
Avg. Stride Freq. [Hz]	2.3	2.3	2.3	2.2	2.3	2.4	2.4	2.3
Avg. Stride Length [m]	7.1	7.4	7.2	7.1	7.2	7.3	7.2	6.9



- [] Ranking at each section and finish
- .-.- No data available at this section
- NA No data available



Horse/Jockey Name	Tricky Beans
Final Rank	6
Fastest Section Time (Section)	0:11.25 (1400m)
Top Speed [km/h] (Section)	66.2 (1400m)
Race State	Finished



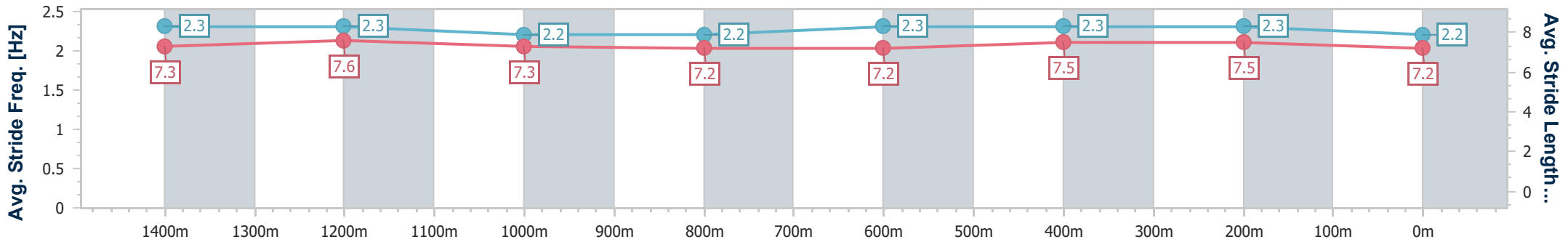
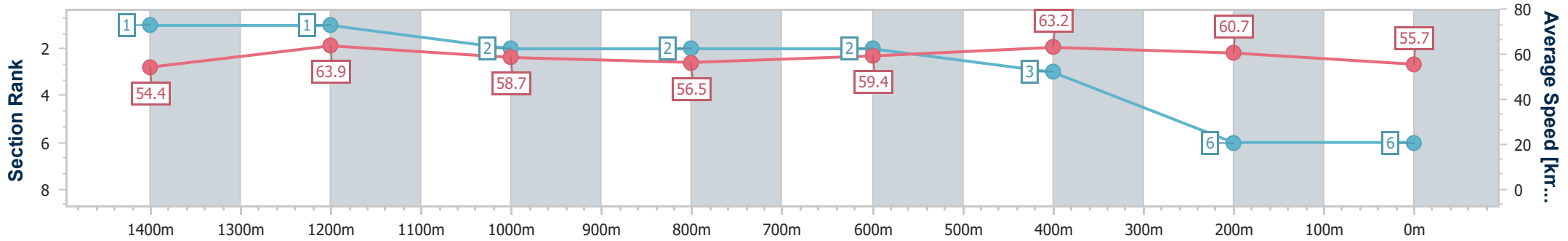
Rockhampton QLD Professional
Race 2: TAB BENCHMARK 70 Handicap - 1600m

29 August 2024 - 11:42

Track Rating: Soft 5, Weather: Fine, Rail Position: +8m Entire



Section	Overall	1400m	1200m	1000m	800m	600m	400m	200m
Section Times	1:38.01 [6] (0:13.26)	1:24.75 [1] (0:11.25)	1:13.50 [1] (0:12.27)	1:01.23 [2] (0:12.73)	0:48.50 [2] (0:12.29)	0:36.21 [2] (0:11.42)	0:24.79 [3] (0:11.85)	0:12.94 [6] (0:12.94)
Average Speed [km/h]	54.4	63.9	58.7	56.5	59.4	63.2	60.7	55.7
Top Speed [km/h]	65.0	66.2	61.8	57.8	62.3	63.6	63.3	58.3
Avg. Dist. to Rail [m]	0.7	0.2	0.4	0.5	1.9	5.0	5.1	5.5
Avg. Stride Freq. [Hz]	2.3	2.3	2.2	2.2	2.3	2.3	2.3	2.2
Avg. Stride Length [m]	7.3	7.6	7.3	7.2	7.2	7.5	7.5	7.2



- [] Ranking at each section and finish
- .-.- No data available at this section
- NA No data available



Horse/Jockey Name	Tycoon Baby
Final Rank	7
Fastest Section Time (Section)	0:11.28 (1400m)
Top Speed [km/h] (Section)	66.3 (1400m)
Race State	Finished



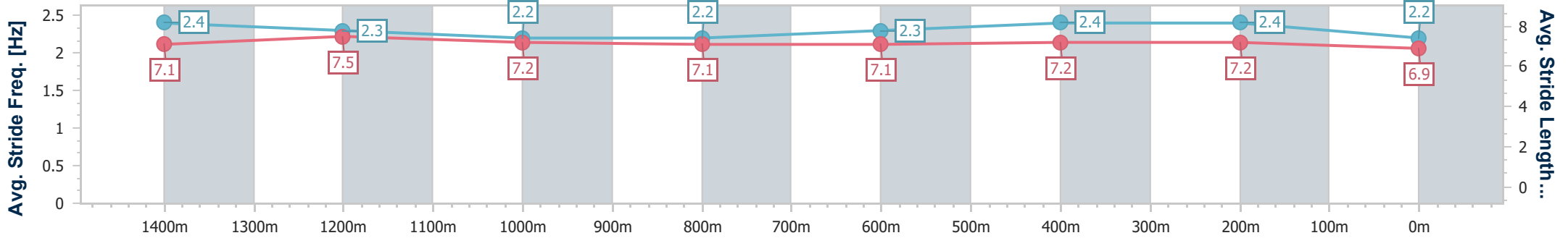
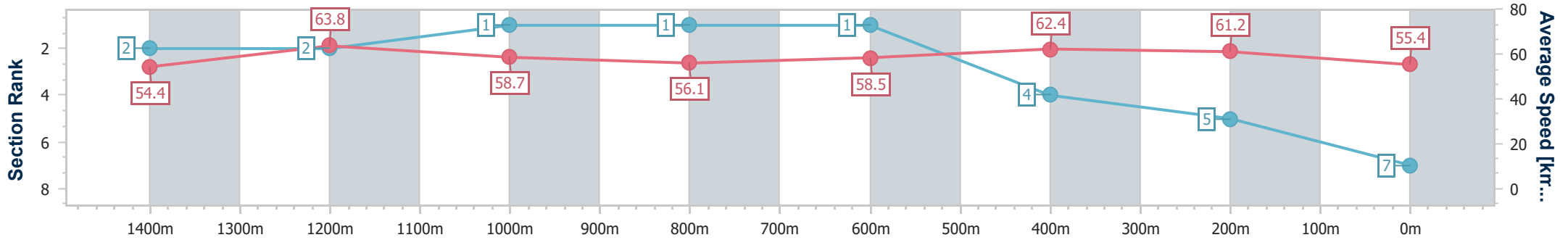
Rockhampton QLD Professional
Race 2: TAB BENCHMARK 70 Handicap - 1600m

29 August 2024 - 11:42

Track Rating: Soft 5, Weather: Fine, Rail Position: +8m Entire



Section	Overall	1400m	1200m	1000m	800m	600m	400m	200m
Section Times	1:38.05 [7] (0:13.26)	1:24.79 [2] (0:11.28)	1:13.51 [2] (0:12.23)	1:01.28 [1] (0:12.69)	0:48.59 [1] (0:12.28)	0:36.31 [1] (0:11.58)	0:24.73 [4] (0:11.72)	0:13.01 [5] (0:13.01)
Average Speed [km/h]	54.4	63.8	58.7	56.1	58.5	62.4	61.2	55.4
Top Speed [km/h]	65.1	66.3	59.9	57.8	62.3	62.9	62.5	59.4
Avg. Dist. to Rail [m]	0.6	0.6	1.4	1.8	0.9	2.3	2.8	2.2
Avg. Stride Freq. [Hz]	2.4	2.3	2.2	2.2	2.3	2.4	2.4	2.2
Avg. Stride Length [m]	7.1	7.5	7.2	7.1	7.1	7.2	7.2	6.9



- [] Ranking at each section and finish
- .-.- No data available at this section
- NA No data available



Rockhampton QLD Professional

Race 3: GREAT NORTHERN Maiden Handicap - 1100m

29 August 2024 - 12:18



Track Rating: Soft 5, Weather: Fine, Rail Position: +8m Entire

Section												Last 600m		
Field Times		Overall	1000m	800m	600m	400m	200m						0:34.67	
		1:04.43 (0:07.38)	0:57.05 (0:10.77)	0:46.28 (0:11.61)	0:34.67 (0:11.17)	0:23.50 (0:11.27)	0:12.23 (0:12.23)							
Rank	TAB	Horse/Jockey	Barrier	Top Speed [km/h]	Fastest Section							Margin	Distance Travelled [m]	
1	2	SNAZZY SNITZEL Tasha Chambers	2	68.8 1000m	0:07.38 Overall	1:04.43 [1] (0:07.38)	0:57.05 [1] (0:10.77)	0:46.28 [1] (0:11.61)	0:34.67 [1] (0:11.17)	0:23.50 [1] (0:11.27)	0:12.23 [1] (0:12.23)	1:04.43	0:34.67	
2	7	LAMENTUM Justin Huxtable	7	68.2 600m	0:07.83 Overall	1:04.66 [2] (0:07.83)	0:56.83 [6] (0:10.95)	0:45.88 [5] (0:11.63)	0:34.25 [5] (0:10.93)	0:23.32 [4] (0:11.07)	0:12.25 [3] (0:12.25)	1.32L	0:34.25	+1
3	3	TOMYDONKA Samantha Collett	8	69.0 600m	0:07.61 Overall	1:04.93 [3] (0:07.61)	0:57.32 [5] (0:11.36)	0:45.96 [6] (0:11.82)	0:34.14 [6] (0:10.84)	0:23.30 [6] (0:11.05)	0:12.25 [5] (0:12.25)	2.94L	0:34.14	+4
4	6	KAI MONDO Tahlia Fenlon	4	69.0 1000m	0:07.45 Overall	1:04.98 [4] (0:07.45)	0:57.53 [3] (0:10.87)	0:46.66 [2] (0:11.79)	0:34.87 [2] (0:10.93)	0:23.94 [2] (0:11.30)	0:12.64 [2] (0:12.64)	3.23L	0:34.87	+2
5	4	PEAKING TOM Warwick Satherley	9	67.7 1000m	0:07.51 Overall	1:05.22 [5] (0:07.51)	0:57.71 [4] (0:11.04)	0:46.67 [4] (0:11.67)	0:35.00 [4] (0:11.08)	0:23.92 [3] (0:11.33)	0:12.59 [4] (0:12.59)	4.65L	0:35.00	+5
6	1	FRACTIONAL Justin Stanley	5	67.3 1000m	0:07.45 Overall	1:05.26 [6] (0:07.45)	0:57.81 [2] (0:11.01)	0:46.80 [3] (0:11.72)	0:35.08 [3] (0:11.21)	0:23.87 [5] (0:11.38)	0:12.49 [6] (0:12.49)	4.84L	0:35.08	+0
7	8	RUSSIAN LAD Sean Cormack	1	66.3 600m	0:08.02 Overall	1:05.82 [7] (0:08.02)	0:57.80 [8] (0:11.83)	0:45.97 [9] (0:11.88)	0:34.09 [9] (0:11.00)	0:23.09 [9] (0:11.20)	0:11.89 [9] (0:11.89)	8.18L	0:34.09	+2
8	9	BIKER Melea Castle	3	66.3 400m	0:08.20 Overall	1:05.96 [8] (0:08.20)	0:57.76 [9] (0:11.63)	0:46.13 [8] (0:11.53)	0:34.60 [7] (0:11.13)	0:23.47 [7] (0:11.29)	0:12.18 [7] (0:12.18)	8.97L	0:34.60	+3
9	11	TIME TO TURN Adam Spinks	6	66.7 400m	0:07.89 Overall	1:06.00 [9] (0:07.89)	0:58.11 [7] (0:11.79)	0:46.32 [7] (0:11.86)	0:34.46 [8] (0:11.00)	0:23.46 [8] (0:11.28)	0:12.18 [8] (0:12.18)	9.21L	0:34.46	+1

Scratched: Andiron (#10), Poppy's Pride (#5), We Girls (#12)

[] Ranking at each section and finish
 -:-:- No data available at this section
 NA No data available

SCN Saddle cloth number
 DNF Did not finish
 DNT Did not track



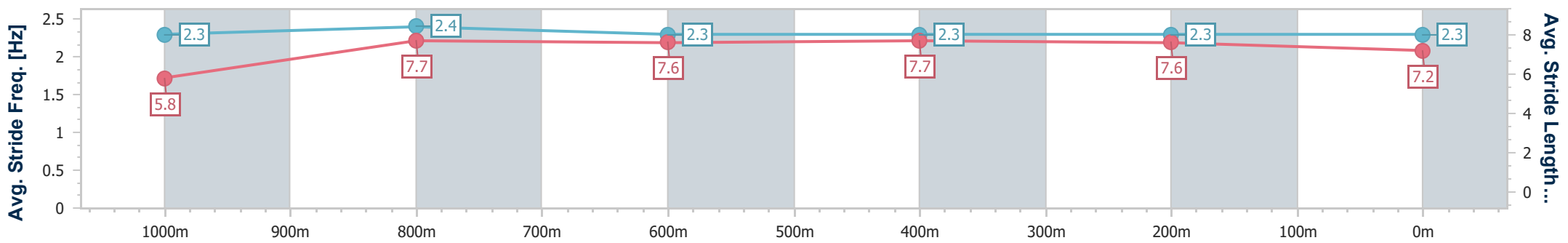
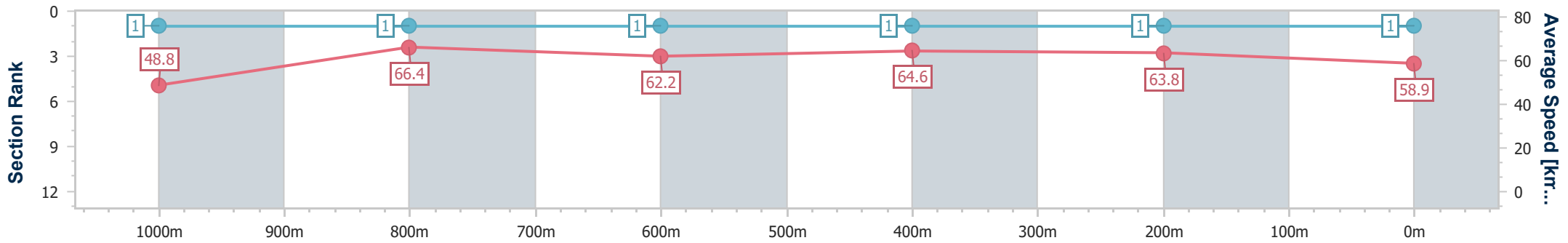
Horse/Jockey Name	Snazzy Snitzel
Final Rank	1
Fastest Section Time (Section)	0:07.38 (Overall)
Top Speed [km/h] (Section)	68.8 (1000m)
Race State	Finished



Rockhampton QLD Professional
 Race 3: GREAT NORTHERN Maiden Handicap - 1100m
 29 August 2024 - 12:18
 Track Rating: Soft 5, Weather: Fine, Rail Position: +8m Entire



Section	Overall	1000m	800m	600m	400m	200m
Section Times	1:04.43 [1] (0:07.38)	0:57.05 [1] (0:10.77)	0:46.28 [1] (0:11.61)	0:34.67 [1] (0:11.17)	0:23.50 [1] (0:11.27)	0:12.23 [1] (0:12.23)
Average Speed [km/h]	48.8	66.4	62.2	64.6	63.8	58.9
Top Speed [km/h]	66.6	68.8	63.4	65.7	65.6	62.4
Avg. Dist. to Rail [m]	0.5	1.1	1.0	2.8	2.8	3.2
Avg. Stride Freq. [Hz]	2.3	2.4	2.3	2.3	2.3	2.3
Avg. Stride Length [m]	5.8	7.7	7.6	7.7	7.6	7.2



- [] Ranking at each section and finish
- .-.- No data available at this section
- NA No data available



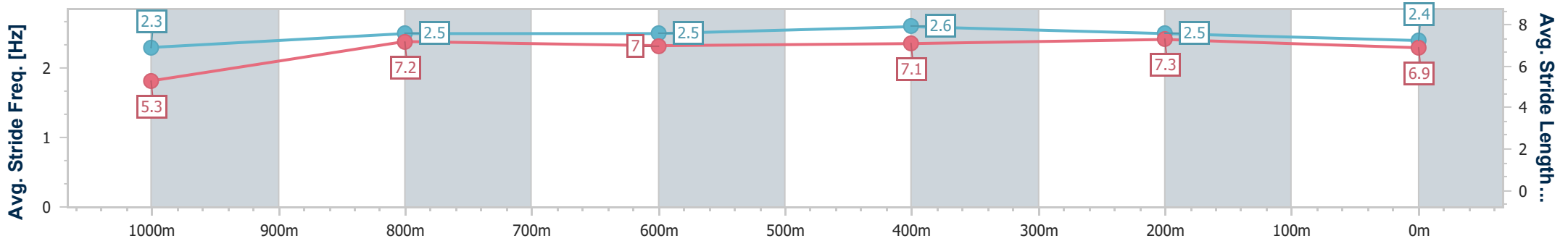
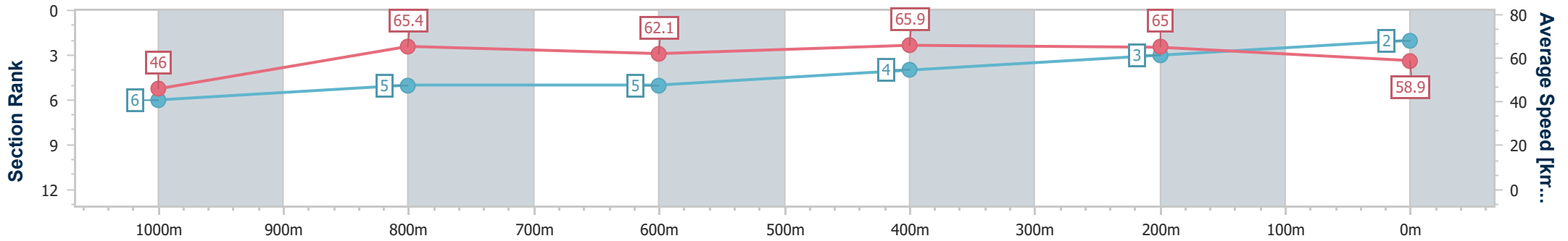
Horse/Jockey Name	Lamentum
Final Rank	2
Fastest Section Time (Section)	0:07.83 (Overall)
Top Speed [km/h] (Section)	68.2 (600m)
Race State	Finished



Rockhampton QLD Professional
 Race 3: GREAT NORTHERN Maiden Handicap - 1100m
 29 August 2024 - 12:18
 Track Rating: Soft 5, Weather: Fine, Rail Position: +8m Entire



Section	Overall	1000m	800m	600m	400m	200m
Section Times	1:04.66 [2] (0:07.83)	0:56.83 [6] (0:10.95)	0:45.88 [5] (0:11.63)	0:34.25 [5] (0:10.93)	0:23.32 [4] (0:11.07)	0:12.25 [3] (0:12.25)
Average Speed [km/h]	46.0	65.4	62.1	65.9	65.0	58.9
Top Speed [km/h]	64.4	67.3	65.0	68.2	68.1	62.4
Avg. Dist. to Rail [m]	3.7	1.0	1.0	2.2	2.3	3.5
Avg. Stride Freq. [Hz]	2.3	2.5	2.5	2.6	2.5	2.4
Avg. Stride Length [m]	5.3	7.2	7.0	7.1	7.3	6.9



- [] Ranking at each section and finish
- .-.- No data available at this section
- NA No data available



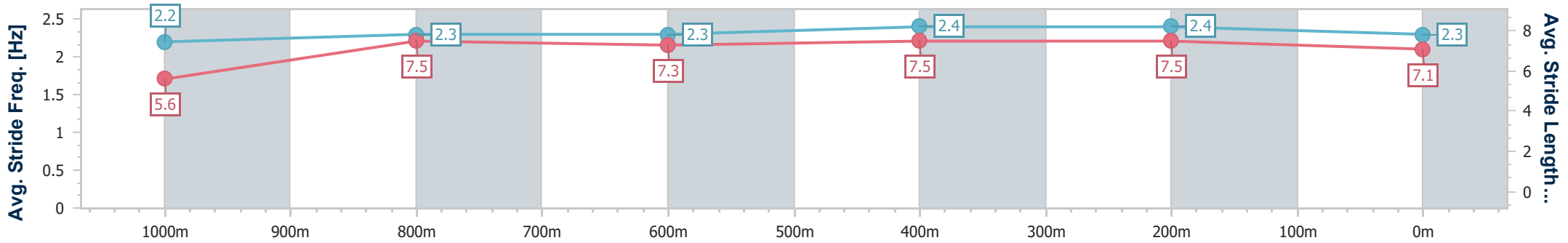
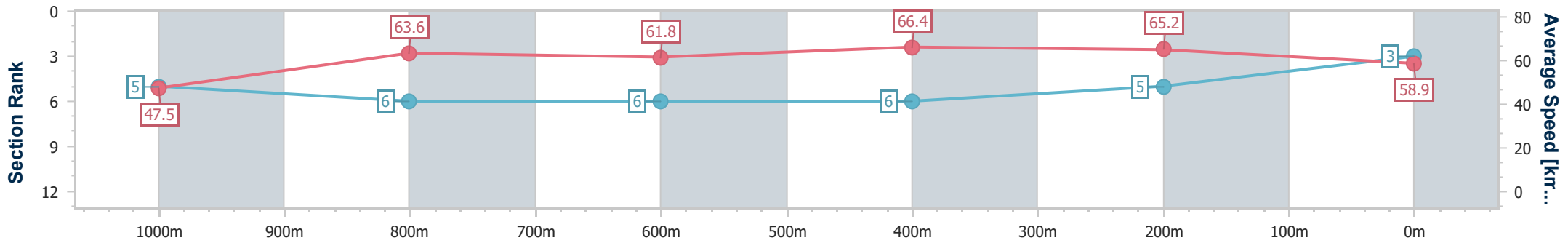
Horse/Jockey Name	Tomydonka
Final Rank	3
Fastest Section Time (Section)	0:07.61 (Overall)
Top Speed [km/h] (Section)	69.0 (600m)
Race State	Finished



Rockhampton QLD Professional
 Race 3: GREAT NORTHERN Maiden Handicap - 1100m
 29 August 2024 - 12:18
 Track Rating: Soft 5, Weather: Fine, Rail Position: +8m Entire



Section	Overall	1000m	800m	600m	400m	200m
Section Times	1:04.93 [3] (0:07.61)	0:57.32 [5] (0:11.36)	0:45.96 [6] (0:11.82)	0:34.14 [6] (0:10.84)	0:23.30 [6] (0:11.05)	0:12.25 [5]
Average Speed [km/h]	47.5	63.6	61.8	66.4	65.2	58.9
Top Speed [km/h]	62.6	65.9	64.1	69.0	68.9	60.8
Avg. Dist. to Rail [m]	5.1	1.2	1.6	3.1	6.8	8.6
Avg. Stride Freq. [Hz]	2.2	2.3	2.3	2.4	2.4	2.3
Avg. Stride Length [m]	5.6	7.5	7.3	7.5	7.5	7.1



- [] Ranking at each section and finish
- .-.- No data available at this section
- NA No data available



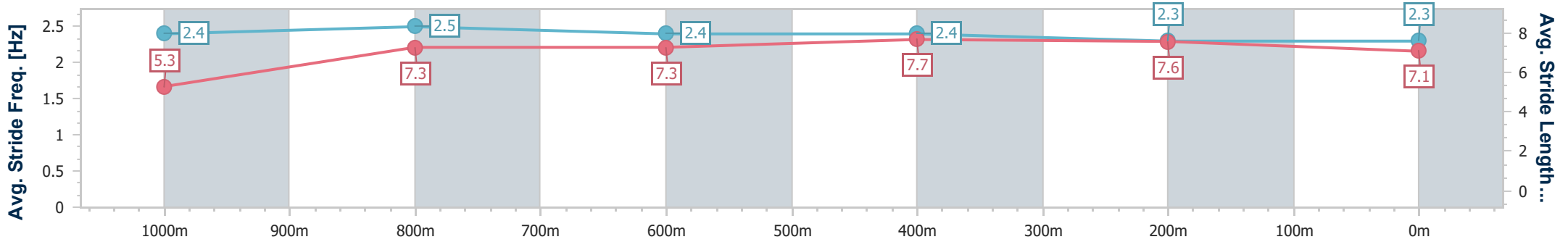
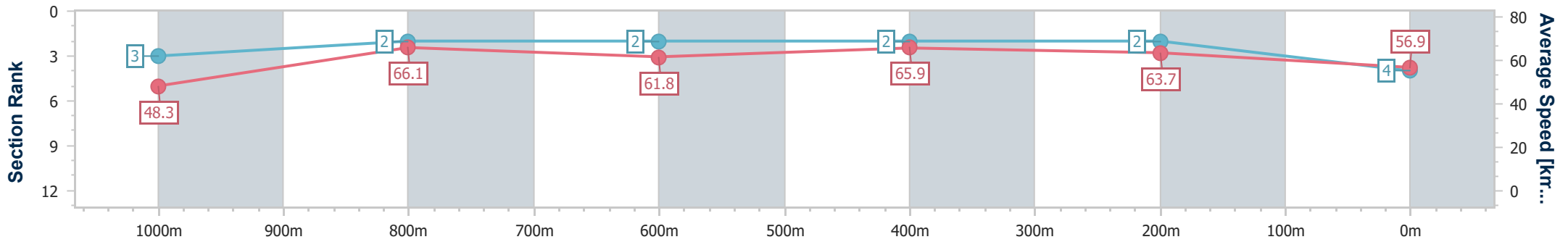
Horse/Jockey Name	Kai Mondo
Final Rank	4
Fastest Section Time (Section)	0:07.45 (Overall)
Top Speed [km/h] (Section)	69.0 (1000m)
Race State	Finished



Rockhampton QLD Professional
 Race 3: GREAT NORTHERN Maiden Handicap - 1100m
 29 August 2024 - 12:18
 Track Rating: Soft 5, Weather: Fine, Rail Position: +8m Entire



Section	Overall	1000m	800m	600m	400m	200m
Section Times	1:04.98 [4] (0:07.45)	0:57.53 [3] (0:10.87)	0:46.66 [2] (0:11.79)	0:34.87 [2] (0:10.93)	0:23.94 [2] (0:11.30)	0:12.64 [2]
Average Speed [km/h]	48.3	66.1	61.8	65.9	63.7	56.9
Top Speed [km/h]	66.4	69.0	63.5	66.8	65.8	61.0
Avg. Dist. to Rail [m]	0.7	0.6	1.6	3.2	4.0	4.5
Avg. Stride Freq. [Hz]	2.4	2.5	2.4	2.4	2.3	2.3
Avg. Stride Length [m]	5.3	7.3	7.3	7.7	7.6	7.1



- [] Ranking at each section and finish
- .-.- No data available at this section
- NA No data available



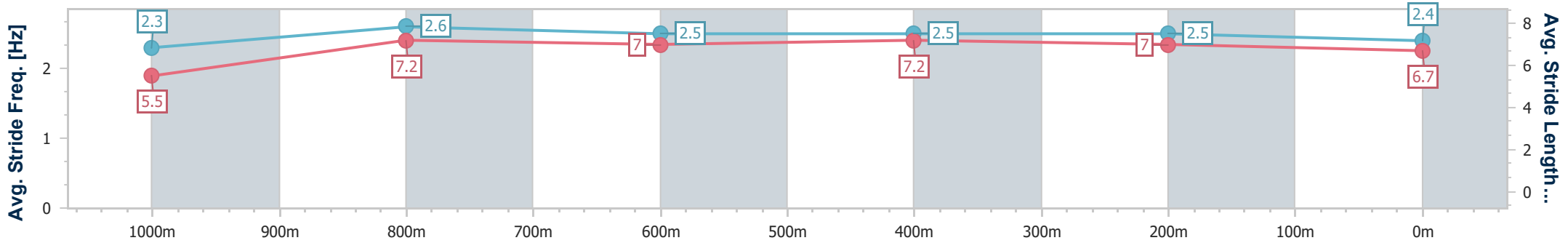
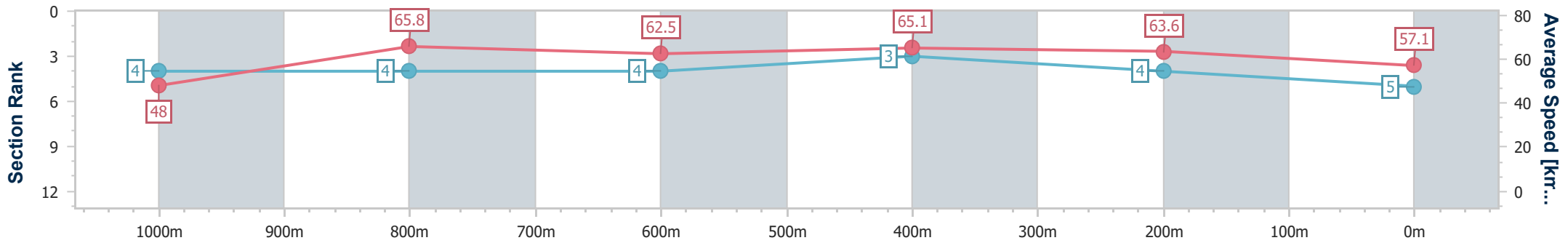
Horse/Jockey Name	Peaking Tom
Final Rank	5
Fastest Section Time (Section)	0:07.51 (Overall)
Top Speed [km/h] (Section)	67.7 (1000m)
Race State	Finished



Rockhampton QLD Professional
 Race 3: GREAT NORTHERN Maiden Handicap - 1100m
 29 August 2024 - 12:18
 Track Rating: Soft 5, Weather: Fine, Rail Position: +8m Entire



Section	Overall	1000m	800m	600m	400m	200m
Section Times	1:05.22 [5] (0:07.51)	0:57.71 [4] (0:11.04)	0:46.67 [4] (0:11.67)	0:35.00 [4] (0:11.08)	0:23.92 [3] (0:11.33)	0:12.59 [4]
Average Speed [km/h]	48.0	65.8	62.5	65.1	63.6	57.1
Top Speed [km/h]	66.0	67.7	66.2	66.7	66.1	60.2
Avg. Dist. to Rail [m]	6.3	1.7	1.9	4.6	5.9	6.9
Avg. Stride Freq. [Hz]	2.3	2.6	2.5	2.5	2.5	2.4
Avg. Stride Length [m]	5.5	7.2	7.0	7.2	7.0	6.7



- [] Ranking at each section and finish
- .-.- No data available at this section
- NA No data available



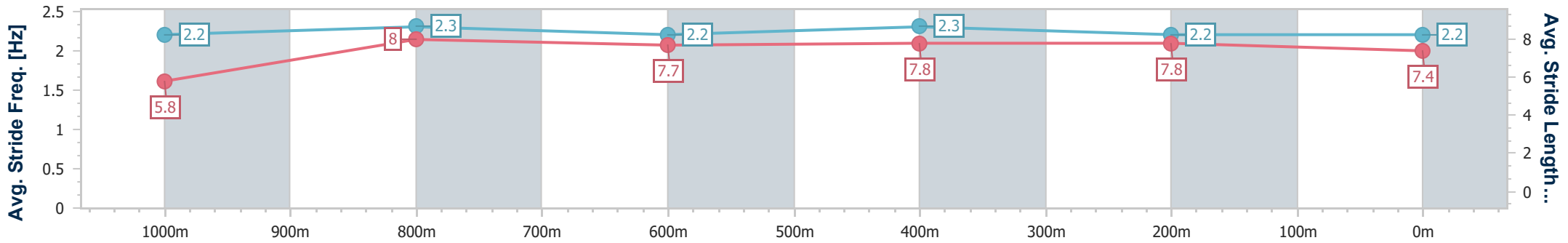
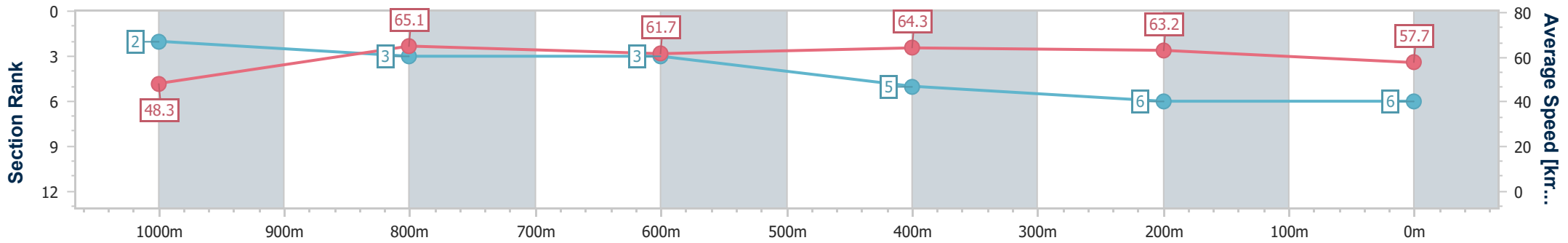
Horse/Jockey Name	Fractional
Final Rank	6
Fastest Section Time (Section)	0:07.45 (Overall)
Top Speed [km/h] (Section)	67.3 (1000m)
Race State	Finished



Rockhampton QLD Professional
 Race 3: GREAT NORTHERN Maiden Handicap - 1100m
 29 August 2024 - 12:18
 Track Rating: Soft 5, Weather: Fine, Rail Position: +8m Entire



Section	Overall	1000m	800m	600m	400m	200m
Section Times	1:05.26 [6] (0:07.45)	0:57.81 [2] (0:11.01)	0:46.80 [3] (0:11.72)	0:35.08 [3] (0:11.21)	0:23.87 [5] (0:11.38)	0:12.49 [6] (0:12.49)
Average Speed [km/h]	48.3	65.1	61.7	64.3	63.2	57.7
Top Speed [km/h]	65.9	67.3	63.9	65.5	65.7	60.7
Avg. Dist. to Rail [m]	1.8	0.6	0.8	2.9	3.0	2.6
Avg. Stride Freq. [Hz]	2.2	2.3	2.2	2.3	2.2	2.2
Avg. Stride Length [m]	5.8	8.0	7.7	7.8	7.8	7.4



- [] Ranking at each section and finish
- .-.- No data available at this section
- NA No data available



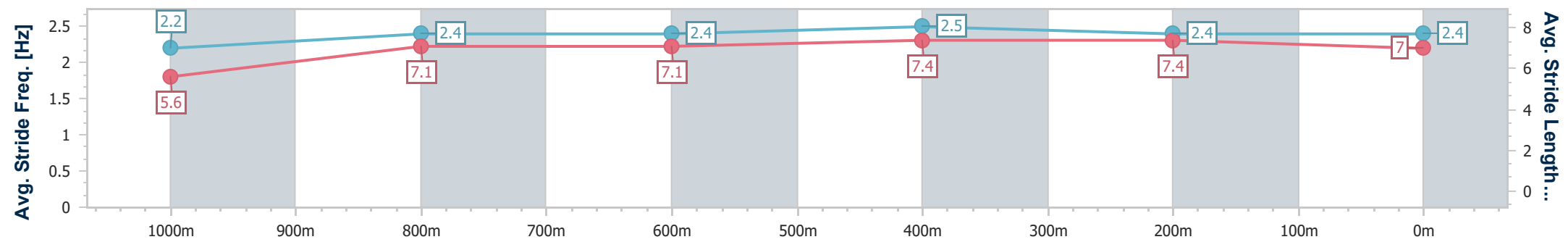
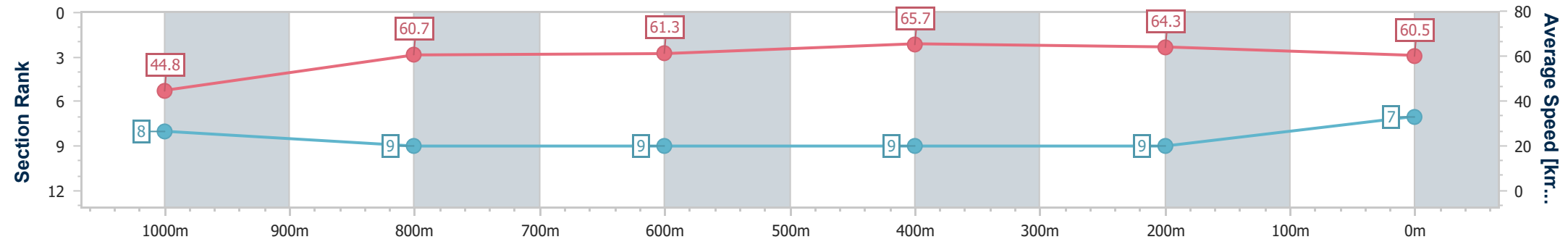
Horse/Jockey Name	Russian Lad
Final Rank	7
Fastest Section Time (Section)	0:08.02 (Overall)
Top Speed [km/h] (Section)	66.3 (600m)
Race State	Finished



Rockhampton QLD Professional
 Race 3: GREAT NORTHERN Maiden Handicap - 1100m
 29 August 2024 - 12:18
 Track Rating: Soft 5, Weather: Fine, Rail Position: +8m Entire



Section	Overall	1000m	800m	600m	400m	200m
Section Times	1:05.82 [7] (0:08.02)	0:57.80 [8] (0:11.83)	0:45.97 [9] (0:11.88)	0:34.09 [9] (0:11.00)	0:23.09 [9] (0:11.20)	0:11.89 [9] (0:11.89)
Average Speed [km/h]	44.8	60.7	61.3	65.7	64.3	60.5
Top Speed [km/h]	61.4	61.7	64.1	66.3	66.2	62.6
Avg. Dist. to Rail [m]	0.9	0.8	1.6	4.9	4.6	4.8
Avg. Stride Freq. [Hz]	2.2	2.4	2.4	2.5	2.4	2.4
Avg. Stride Length [m]	5.6	7.1	7.1	7.4	7.4	7.0



- [] Ranking at each section and finish
- .-.- No data available at this section
- NA No data available



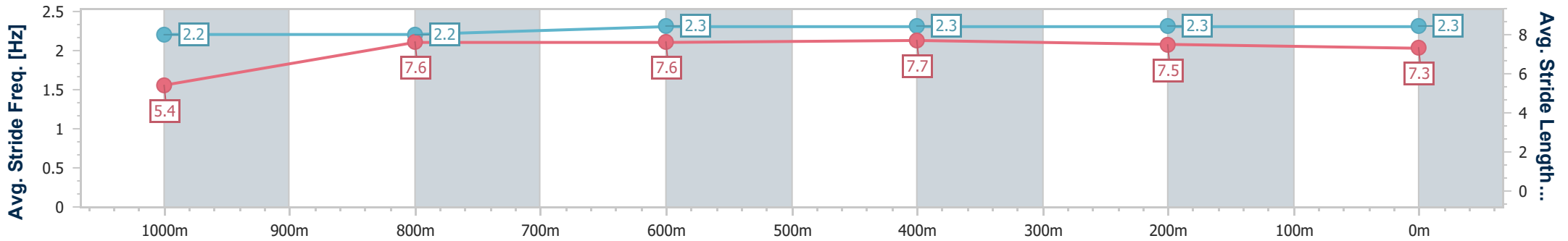
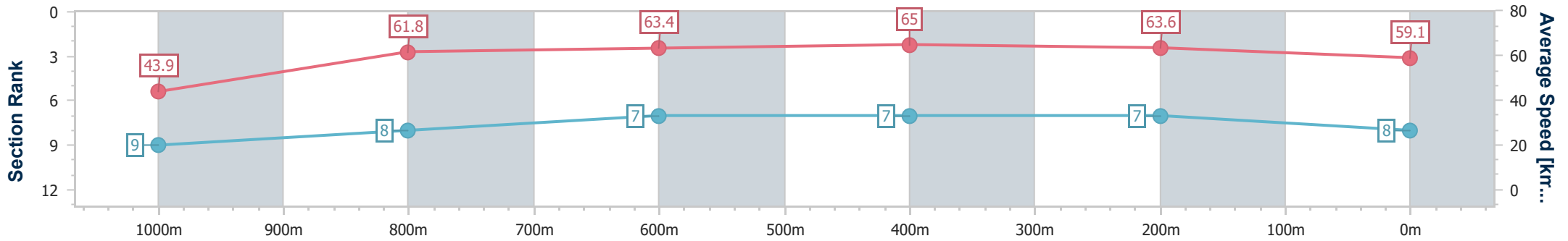
Horse/Jockey Name	Biker
Final Rank	8
Fastest Section Time (Section)	0:08.20 (Overall)
Top Speed [km/h] (Section)	66.3 (400m)
Race State	Finished



Rockhampton QLD Professional
 Race 3: GREAT NORTHERN Maiden Handicap - 1100m
 29 August 2024 - 12:18
 Track Rating: Soft 5, Weather: Fine, Rail Position: +8m Entire



Section	Overall	1000m	800m	600m	400m	200m
Section Times	1:05.96 [8] (0:08.20)	0:57.76 [9] (0:11.63)	0:46.13 [8] (0:11.53)	0:34.60 [7] (0:11.13)	0:23.47 [7] (0:11.29)	0:12.18 [7] (0:12.18)
Average Speed [km/h]	43.9	61.8	63.4	65.0	63.6	59.1
Top Speed [km/h]	60.2	62.8	65.0	66.1	66.3	62.3
Avg. Dist. to Rail [m]	0.2	0.4	1.9	5.2	7.4	9.2
Avg. Stride Freq. [Hz]	2.2	2.2	2.3	2.3	2.3	2.3
Avg. Stride Length [m]	5.4	7.6	7.6	7.7	7.5	7.3



- [] Ranking at each section and finish
- .-.- No data available at this section
- NA No data available



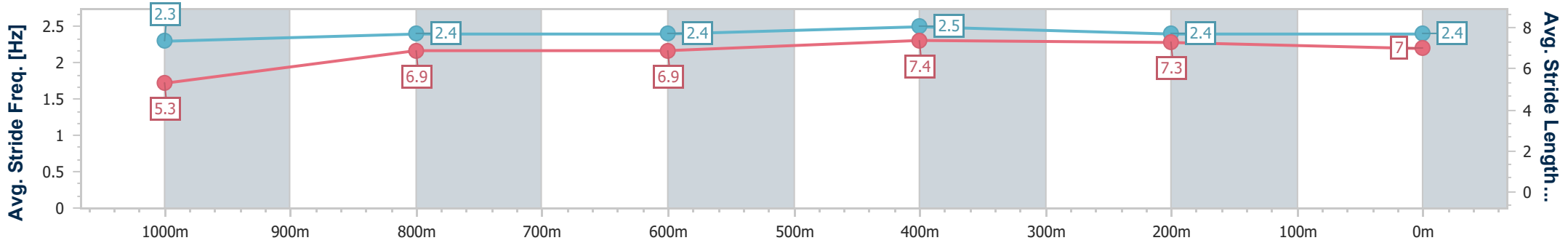
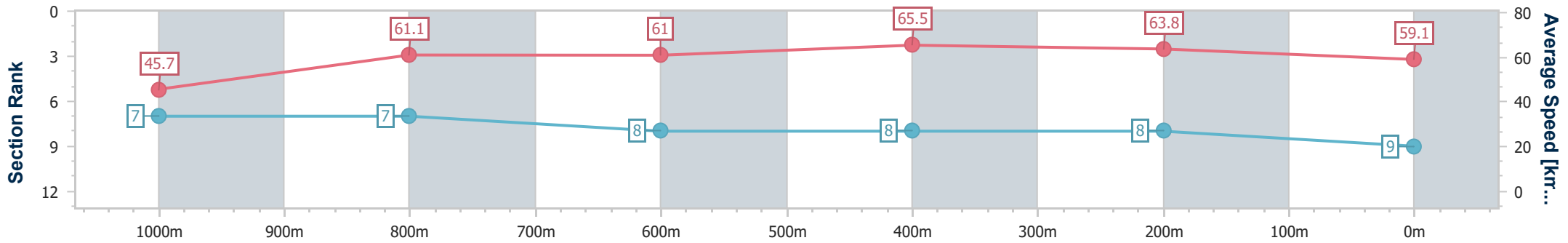
Horse/Jockey Name	Time To Turn
Final Rank	9
Fastest Section Time (Section)	0:07.89 (Overall)
Top Speed [km/h] (Section)	66.7 (400m)
Race State	Finished



Rockhampton QLD Professional
 Race 3: GREAT NORTHERN Maiden Handicap - 1100m
 29 August 2024 - 12:18
 Track Rating: Soft 5, Weather: Fine, Rail Position: +8m Entire



Section	Overall	1000m	800m	600m	400m	200m
Section Times	1:06.00 [9] (0:07.89)	0:58.11 [7] (0:11.79)	0:46.32 [7] (0:11.86)	0:34.46 [8] (0:11.00)	0:23.46 [8] (0:11.28)	0:12.18 [8] (0:12.18)
Average Speed [km/h]	45.7	61.1	61.0	65.5	63.8	59.1
Top Speed [km/h]	61.3	62.5	64.8	66.7	66.7	61.4
Avg. Dist. to Rail [m]	2.7	0.4	0.7	2.7	5.5	5.2
Avg. Stride Freq. [Hz]	2.3	2.4	2.4	2.5	2.4	2.4
Avg. Stride Length [m]	5.3	6.9	6.9	7.4	7.3	7.0



- [] Ranking at each section and finish
- .-.- No data available at this section
- NA No data available



Rockhampton QLD Professional

Race 4: CAULFIELD CUP TICKETS ON SALE NOW Class 5 Handicap - 1050m

29 August 2024 - 12:54



Track Rating: Soft 5, Weather: Fine, Rail Position: +8m Entire

Section												Last 600m		
Field Times		Overall	1000m	800m	600m	400m	200m						0:33.44	
		1:01.72 (0:04.55)	0:57.17 (0:11.93)	0:45.24 (0:11.80)	0:33.44 (0:11.04)	0:22.40 (0:10.87)	0:11.53 (0:11.53)							
Rank	TAB	Horse/Jockey	Barrier	Top Speed [km/h]	Fastest Section								Margin	Distance Travelled [m]
1	4	GROOVIN' THE MOO Samantha Collett	4	67.5 600m	0:04.57 Overall	1:01.72 [1] (0:04.57)	0:57.15 [2] (0:11.91)	0:45.24 [1] (0:11.89)	0:33.35 [2] (0:10.95)	0:22.40 [1] (0:10.87)	0:11.53 [1] (0:11.53)	1:01.72	0:33.35	
2	6	ENABLER Sean Cormack	5	69.3 600m	0:04.86 Overall	1:01.74 [2] (0:04.86)	0:56.88 [6] (0:12.01)	0:44.87 [6] (0:12.00)	0:32.87 [7] (0:10.66)	0:22.21 [4] (0:10.70)	0:11.51 [3] (0:11.51)	0.13L	0:32.87	+1
3	5	PRETTY SLICK Ryan Wiggins	2	67.9 400m	0:04.70 Overall	1:01.95 [3] (0:04.70)	0:57.25 [3] (0:12.00)	0:45.25 [4] (0:11.95)	0:33.30 [5] (0:10.93)	0:22.37 [6] (0:10.81)	0:11.56 [4] (0:11.56)	1.32L	0:33.30	-1
4	1	DOUBTING EYE Warwick Satherley	3	68.0 400m	0:04.93 Overall	1:02.01 [4] (0:04.93)	0:57.08 [7] (0:11.81)	0:45.27 [5] (0:11.78)	0:33.49 [4] (0:11.04)	0:22.45 [5] (0:10.87)	0:11.58 [6] (0:11.58)	1.68L	0:33.49	-4
5	2	GROWL Tahlia Fenlon	6	67.3 400m	0:04.71 Overall	1:02.13 [5] (0:04.71)	0:57.42 [4] (0:11.98)	0:45.44 [3] (0:11.78)	0:33.66 [3] (0:10.90)	0:22.76 [3] (0:10.86)	0:11.90 [2] (0:11.90)	2.43L	0:33.66	+2
6	10	MILKY ROCKET Ron Stewart	1	66.8 400m	0:04.55 Overall	1:02.21 [6] (0:04.55)	0:57.66 [1] (0:11.94)	0:45.72 [2] (0:11.79)	0:33.93 [1] (0:11.08)	0:22.85 [2] (0:11.03)	0:11.82 [5] (0:11.82)	2.9L	0:33.93	-3
7	3	SRINI Justin Huxtable	7	68.8 400m	0:05.01 Overall	1:02.30 [7] (0:05.01)	0:57.29 [9] (0:11.97)	0:45.32 [7] (0:11.77)	0:33.55 [6] (0:10.86)	0:22.69 [7] (0:10.97)	0:11.72 [7] (0:11.72)	3.42L	0:33.55	-5
8	9	SHEEZALITTLETORQUE Georgina Cartwright	9	68.8 600m	0:04.86 Overall	1:02.78 [8] (0:04.86)	0:57.92 [5] (0:12.32)	0:45.60 [8] (0:11.84)	0:33.76 [8] (0:10.69)	0:23.07 [8] (0:10.95)	0:12.12 [8] (0:12.12)	6.21L	0:33.76	+1
9	7	MISHANI FRAUDSTER Justin Stanley	8	68.6 600m	0:05.01 Overall	1:03.10 [9] (0:05.01)	0:58.09 [8] (0:12.24)	0:45.85 [9] (0:11.83)	0:34.02 [9] (0:10.71)	0:23.31 [9] (0:10.98)	0:12.33 [9] (0:12.33)	8.14L	0:34.02	-3

Scratched: Sennaprost (#8)

[] Ranking at each section and finish
 -:-:- No data available at this section
 NA No data available

SCN Saddle cloth number
 DNF Did not finish
 DNT Did not track



Horse/Jockey Name	Groovin' The Moo
Final Rank	1
Fastest Section Time (Section)	0:04.57 (Overall)
Top Speed [km/h] (Section)	67.5 (600m)
Race State	Finished



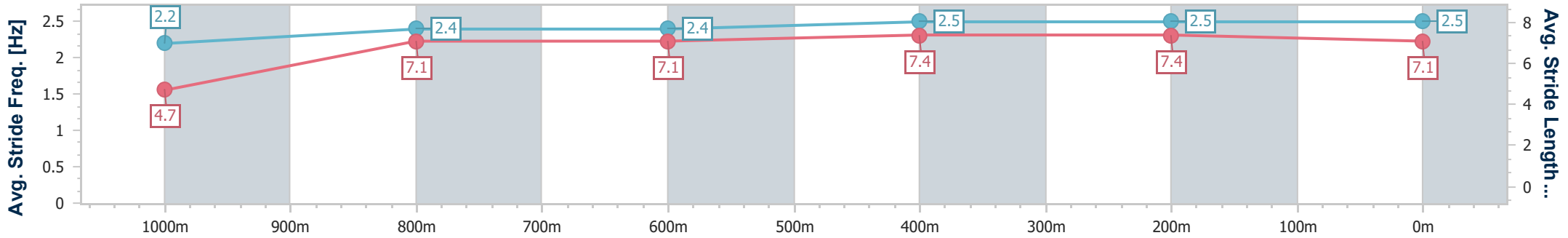
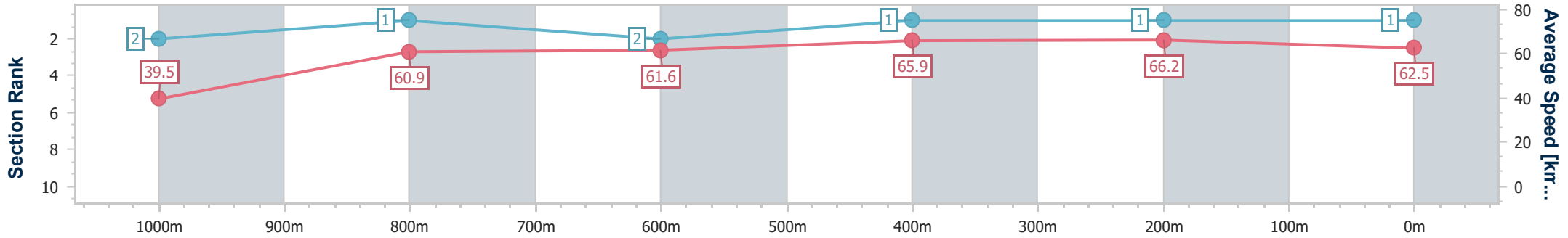
Rockhampton QLD Professional
 Race 4: CAULFIELD CUP TICKETS ON SALE NOW Class 5
 Handicap - 1050m



29 August 2024 - 12:54

Track Rating: Soft 5, Weather: Fine, Rail Position: +8m Entire

Section	Overall	1000m	800m	600m	400m	200m
Section Times	1:01.72 [1] (0:04.57)	0:57.15 [2] (0:11.91)	0:45.24 [1] (0:11.89)	0:33.35 [2] (0:10.95)	0:22.40 [1] (0:10.87)	0:11.53 [1] (0:11.53)
Average Speed [km/h]	39.5	60.9	61.6	65.9	66.2	62.5
Top Speed [km/h]	56.0	62.1	63.7	67.5	67.4	65.0
Avg. Dist. to Rail [m]	2.8	1.2	2.4	3.0	3.7	4.6
Avg. Stride Freq. [Hz]	2.2	2.4	2.4	2.5	2.5	2.5
Avg. Stride Length [m]	4.7	7.1	7.1	7.4	7.4	7.1



- [] Ranking at each section and finish
- .-.- No data available at this section
- NA No data available



Horse/Jockey Name	Enabler
Final Rank	2
Fastest Section Time (Section)	0:04.86 (Overall)
Top Speed [km/h] (Section)	69.3 (600m)
Race State	Finished



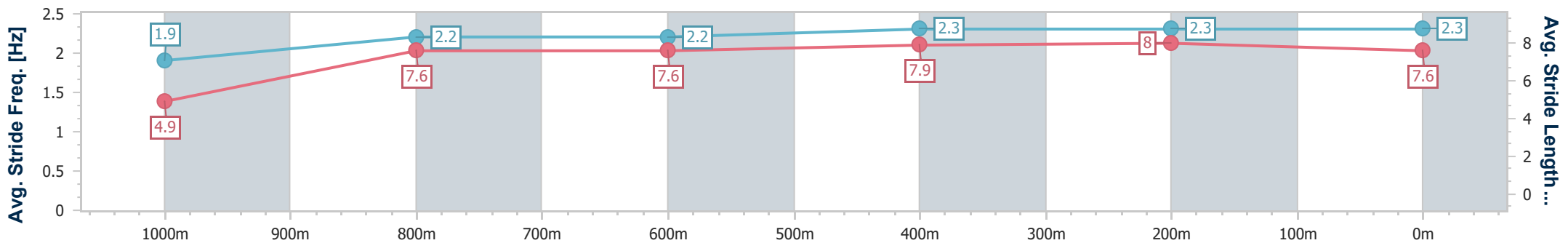
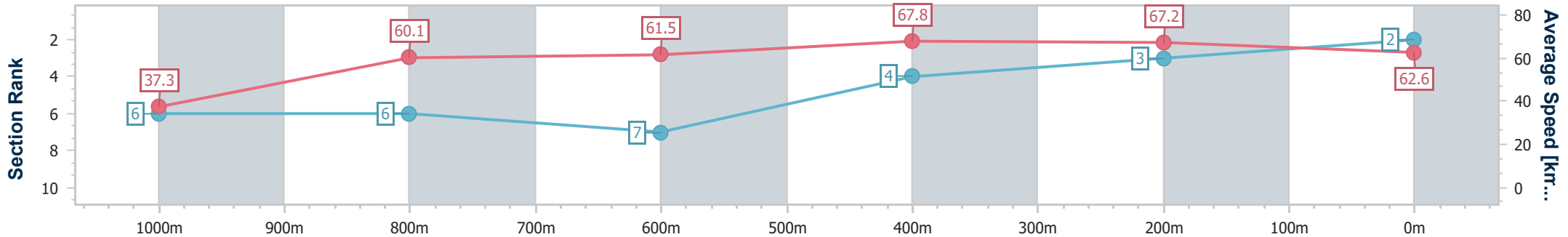
Rockhampton QLD Professional
Race 4: CAULFIELD CUP TICKETS ON SALE NOW Class 5
Handicap - 1050m



29 August 2024 - 12:54

Track Rating: Soft 5, Weather: Fine, Rail Position: +8m Entire

Section	Overall	1000m	800m	600m	400m	200m
Section Times	1:01.74 [2] (0:04.86)	0:56.88 [6] (0:12.01)	0:44.87 [6] (0:12.00)	0:32.87 [7] (0:10.66)	0:22.21 [4] (0:10.70)	0:11.51 [3] (0:11.51)
Average Speed [km/h]	37.3	60.1	61.5	67.8	67.2	62.6
Top Speed [km/h]	53.7	62.3	65.0	69.3	69.1	65.3
Avg. Dist. to Rail [m]	2.9	0.7	3.3	3.7	4.8	6.2
Avg. Stride Freq. [Hz]	1.9	2.2	2.2	2.3	2.3	2.3
Avg. Stride Length [m]	4.9	7.6	7.6	7.9	8.0	7.6



- [] Ranking at each section and finish
- .-.- No data available at this section
- NA No data available



Horse/Jockey Name	Pretty Slick
Final Rank	3
Fastest Section Time (Section)	0:04.70 (Overall)
Top Speed [km/h] (Section)	67.9 (400m)
Race State	Finished



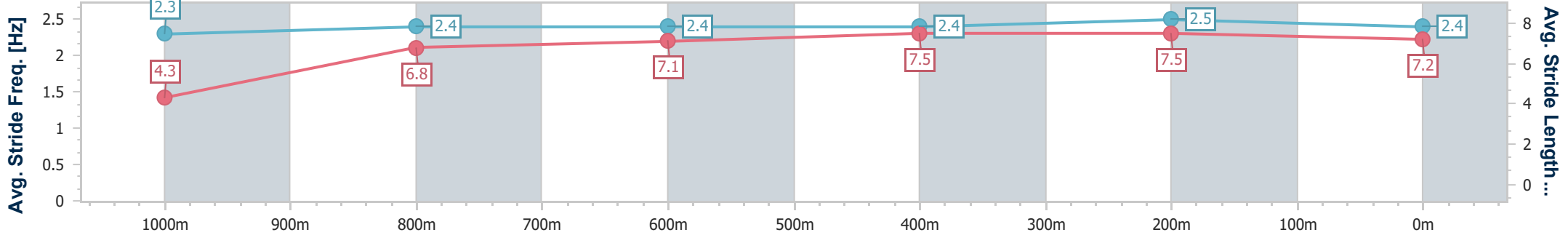
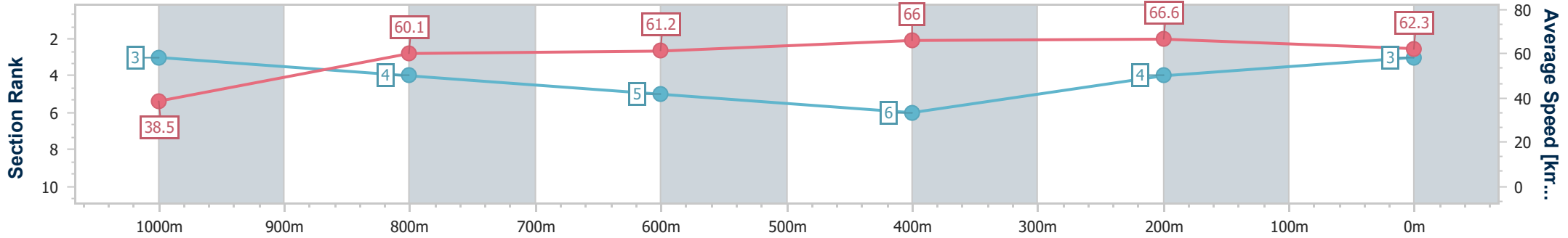
Rockhampton QLD Professional
Race 4: CAULFIELD CUP TICKETS ON SALE NOW Class 5
Handicap - 1050m

29 August 2024 - 12:54

Track Rating: Soft 5, Weather: Fine, Rail Position: +8m Entire



Section	Overall	1000m	800m	600m	400m	200m
Section Times	1:01.95 [3] (0:04.70)	0:57.25 [3] (0:12.00)	0:45.25 [4] (0:11.95)	0:33.30 [5] (0:10.93)	0:22.37 [6] (0:10.81)	0:11.56 [4] (0:11.56)
Average Speed [km/h]	38.5	60.1	61.2	66.0	66.6	62.3
Top Speed [km/h]	55.2	62.6	64.0	67.2	67.9	64.7
Avg. Dist. to Rail [m]	1.5	0.8	1.9	3.2	5.8	6.0
Avg. Stride Freq. [Hz]	2.3	2.4	2.4	2.4	2.5	2.4
Avg. Stride Length [m]	4.3	6.8	7.1	7.5	7.5	7.2



- [] Ranking at each section and finish
- .-.- No data available at this section
- NA No data available



Horse/Jockey Name	Doubting Eye
Final Rank	4
Fastest Section Time (Section)	0:04.93 (Overall)
Top Speed [km/h] (Section)	68.0 (400m)
Race State	Finished



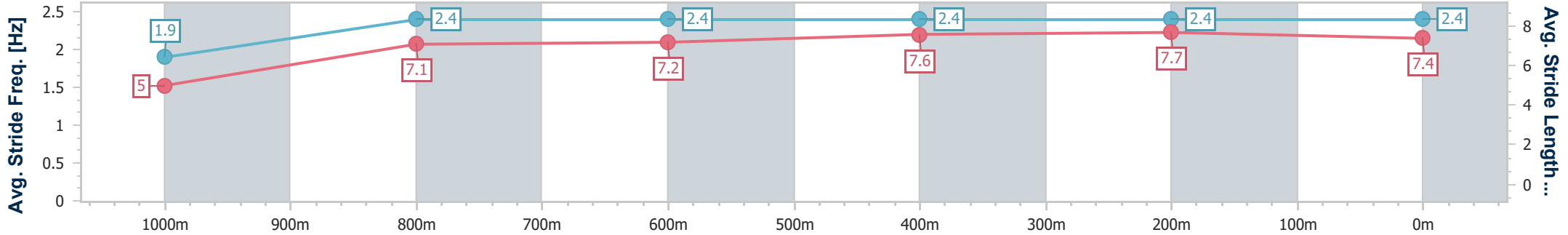
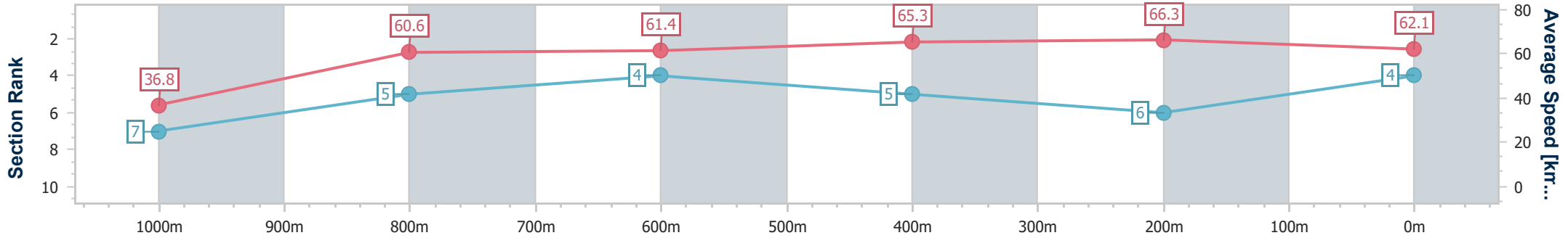
Rockhampton QLD Professional
Race 4: CAULFIELD CUP TICKETS ON SALE NOW Class 5
Handicap - 1050m

29 August 2024 - 12:54

Track Rating: Soft 5, Weather: Fine, Rail Position: +8m Entire



Section	Overall	1000m	800m	600m	400m	200m
Section Times	1:02.01 [4] (0:04.93)	0:57.08 [7] (0:11.81)	0:45.27 [5] (0:11.78)	0:33.49 [4] (0:11.04)	0:22.45 [5] (0:10.87)	0:11.58 [6] (0:11.58)
Average Speed [km/h]	36.8	60.6	61.4	65.3	66.3	62.1
Top Speed [km/h]	54.6	62.7	62.9	66.8	68.0	65.4
Avg. Dist. to Rail [m]	2.3	0.8	0.7	2.0	2.4	2.5
Avg. Stride Freq. [Hz]	1.9	2.4	2.4	2.4	2.4	2.4
Avg. Stride Length [m]	5.0	7.1	7.2	7.6	7.7	7.4



- [] Ranking at each section and finish
- .-.- No data available at this section
- NA No data available



Horse/Jockey Name	Growl
Final Rank	5
Fastest Section Time (Section)	0:04.71 (Overall)
Top Speed [km/h] (Section)	67.3 (400m)
Race State	Finished



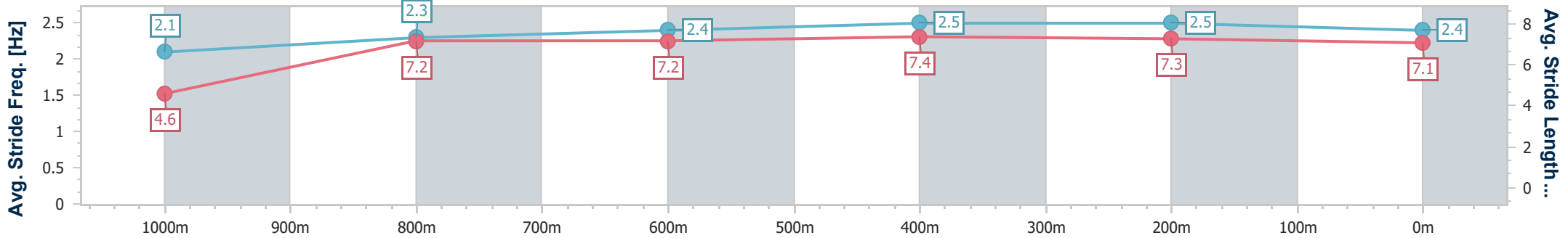
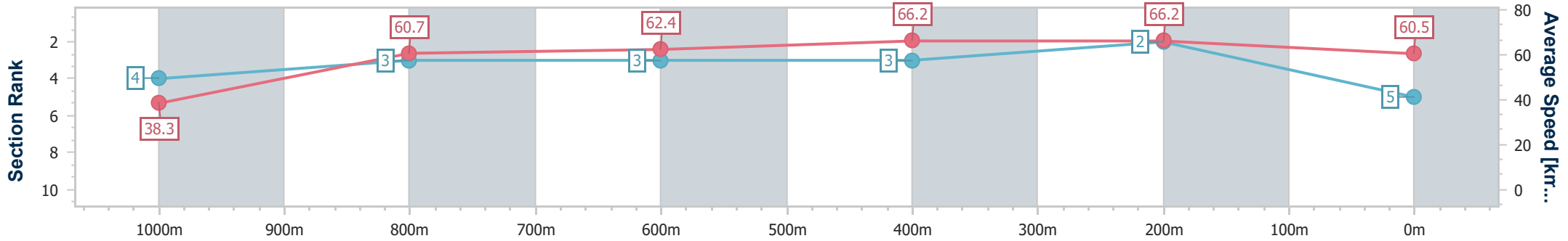
Rockhampton QLD Professional
Race 4: CAULFIELD CUP TICKETS ON SALE NOW Class 5
Handicap - 1050m



29 August 2024 - 12:54

Track Rating: Soft 5, Weather: Fine, Rail Position: +8m Entire

Section	Overall	1000m	800m	600m	400m	200m
Section Times	1:02.13 [5] (0:04.71)	0:57.42 [4] (0:11.98)	0:45.44 [3] (0:11.78)	0:33.66 [3] (0:10.90)	0:22.76 [3] (0:10.86)	0:11.90 [2] (0:11.90)
Average Speed [km/h]	38.3	60.7	62.4	66.2	66.2	60.5
Top Speed [km/h]	55.8	63.1	64.5	67.3	67.3	64.0
Avg. Dist. to Rail [m]	4.3	1.8	2.9	3.1	3.1	4.3
Avg. Stride Freq. [Hz]	2.1	2.3	2.4	2.5	2.5	2.4
Avg. Stride Length [m]	4.6	7.2	7.2	7.4	7.3	7.1



- [] Ranking at each section and finish
- .-.- No data available at this section
- NA No data available



Horse/Jockey Name	Milky Rocket
Final Rank	6
Fastest Section Time (Section)	0:04.55 (Overall)
Top Speed [km/h] (Section)	66.8 (400m)
Race State	Finished



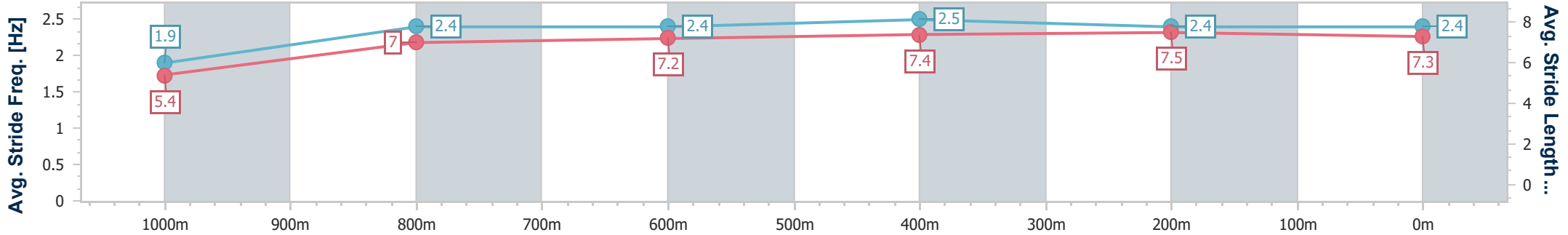
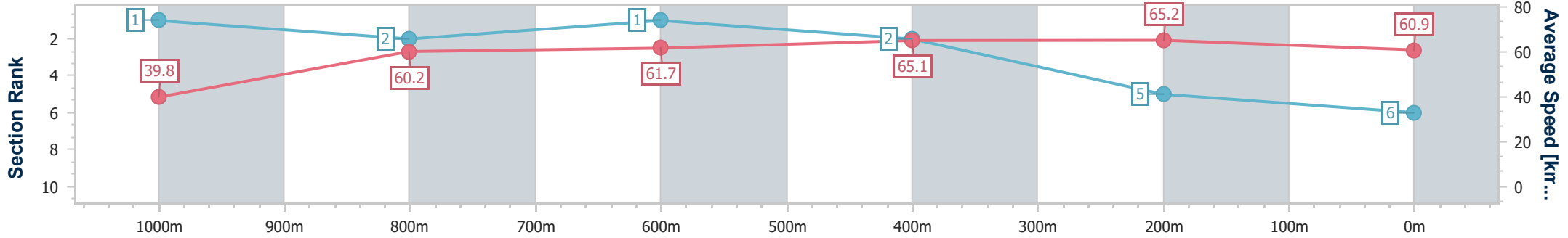
Rockhampton QLD Professional
Race 4: CAULFIELD CUP TICKETS ON SALE NOW Class 5
Handicap - 1050m

29 August 2024 - 12:54

Track Rating: Soft 5, Weather: Fine, Rail Position: +8m Entire



Section	Overall	1000m	800m	600m	400m	200m
Section Times	1:02.21 [6] (0:04.55)	0:57.66 [1] (0:11.94)	0:45.72 [2] (0:11.79)	0:33.93 [1] (0:11.08)	0:22.85 [2] (0:11.03)	0:11.82 [5] (0:11.82)
Average Speed [km/h]	39.8	60.2	61.7	65.1	65.2	60.9
Top Speed [km/h]	55.1	61.4	63.3	66.6	66.8	63.4
Avg. Dist. to Rail [m]	0.6	0.7	1.5	2.1	2.4	2.3
Avg. Stride Freq. [Hz]	1.9	2.4	2.4	2.5	2.4	2.4
Avg. Stride Length [m]	5.4	7.0	7.2	7.4	7.5	7.3



- [] Ranking at each section and finish
- .-.- No data available at this section
- NA No data available



Horse/Jockey Name	Srini
Final Rank	7
Fastest Section Time (Section)	0:05.01 (Overall)
Top Speed [km/h] (Section)	68.8 (400m)
Race State	Finished



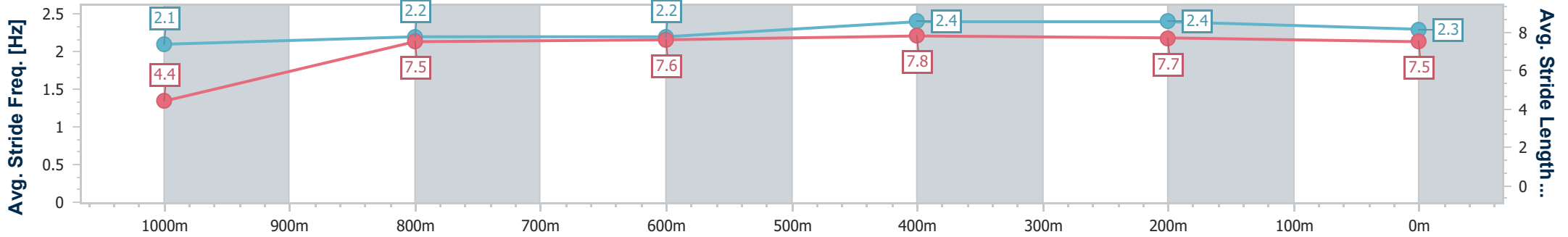
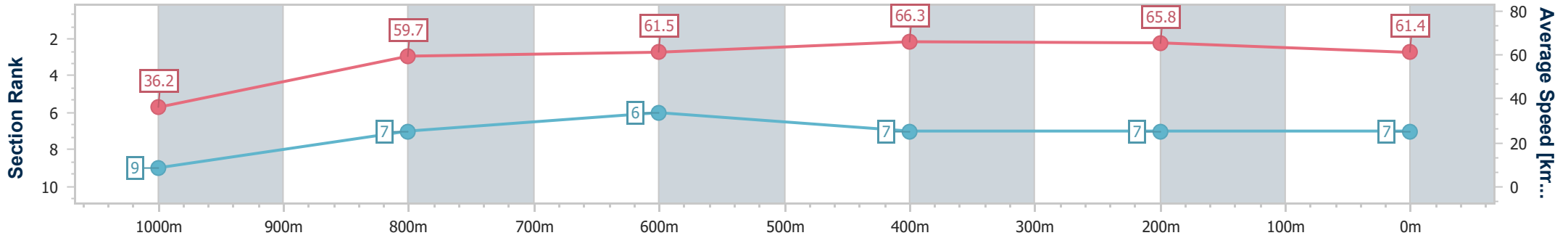
Rockhampton QLD Professional
Race 4: CAULFIELD CUP TICKETS ON SALE NOW Class 5
Handicap - 1050m



29 August 2024 - 12:54

Track Rating: Soft 5, Weather: Fine, Rail Position: +8m Entire

Section	Overall	1000m	800m	600m	400m	200m
Section Times	1:02.30 [7] (0:05.01)	0:57.29 [9] (0:11.97)	0:45.32 [7] (0:11.77)	0:33.55 [6] (0:10.86)	0:22.69 [7] (0:10.97)	0:11.72 [7] (0:11.72)
Average Speed [km/h]	36.2	59.7	61.5	66.3	65.8	61.4
Top Speed [km/h]	52.4	63.5	63.0	68.7	68.8	63.2
Avg. Dist. to Rail [m]	4.5	1.1	0.7	2.3	2.4	3.2
Avg. Stride Freq. [Hz]	2.1	2.2	2.2	2.4	2.4	2.3
Avg. Stride Length [m]	4.4	7.5	7.6	7.8	7.7	7.5



- [] Ranking at each section and finish
- .-.- No data available at this section
- NA No data available



Horse/Jockey Name	Sheezalittletorque
Final Rank	8
Fastest Section Time (Section)	0:04.86 (Overall)
Top Speed [km/h] (Section)	68.8 (600m)
Race State	Finished



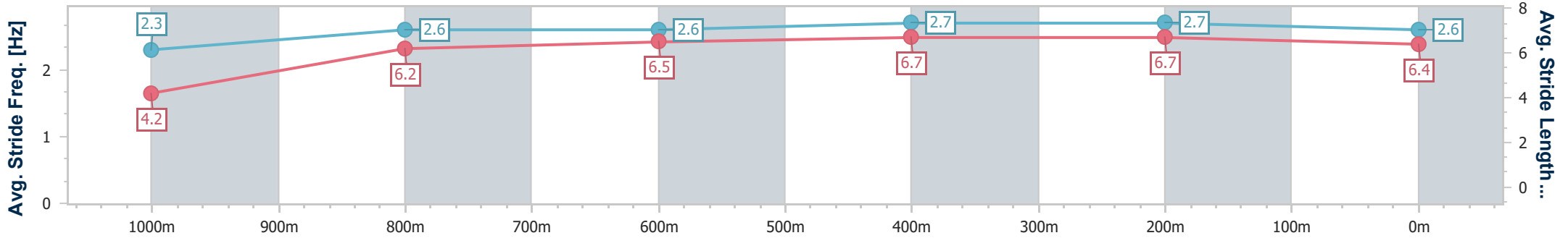
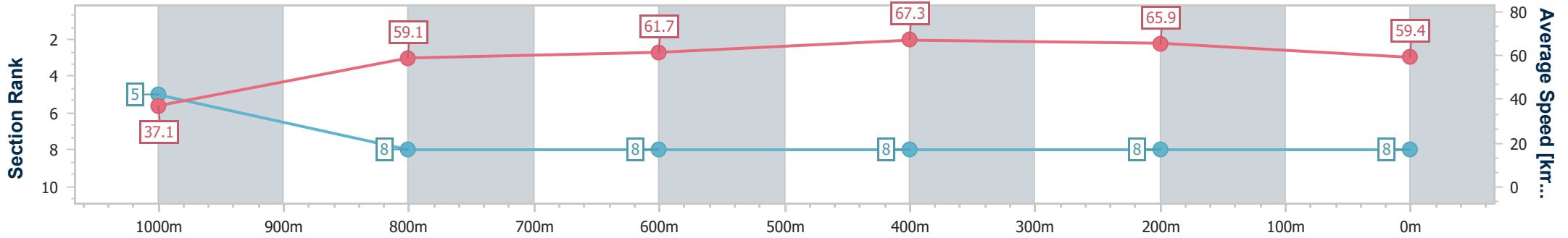
Rockhampton QLD Professional
 Race 4: CAULFIELD CUP TICKETS ON SALE NOW Class 5
 Handicap - 1050m



29 August 2024 - 12:54

Track Rating: Soft 5, Weather: Fine, Rail Position: +8m Entire

Section	Overall	1000m	800m	600m	400m	200m
Section Times	1:02.78 [8] (0:04.86)	0:57.92 [5] (0:12.32)	0:45.60 [8] (0:11.84)	0:33.76 [8] (0:10.69)	0:23.07 [8] (0:10.95)	0:12.12 [8] (0:12.12)
Average Speed [km/h]	37.1	59.1	61.7	67.3	65.9	59.4
Top Speed [km/h]	51.3	62.3	64.4	68.8	68.3	63.0
Avg. Dist. to Rail [m]	7.5	2.4	2.0	1.8	4.6	6.1
Avg. Stride Freq. [Hz]	2.3	2.6	2.6	2.7	2.7	2.6
Avg. Stride Length [m]	4.2	6.2	6.5	6.7	6.7	6.4



- [] Ranking at each section and finish
- .-.- No data available at this section
- NA No data available



Horse/Jockey Name	Mishani Fraudster
Final Rank	9
Fastest Section Time (Section)	0:05.01 (Overall)
Top Speed [km/h] (Section)	68.6 (600m)
Race State	Finished



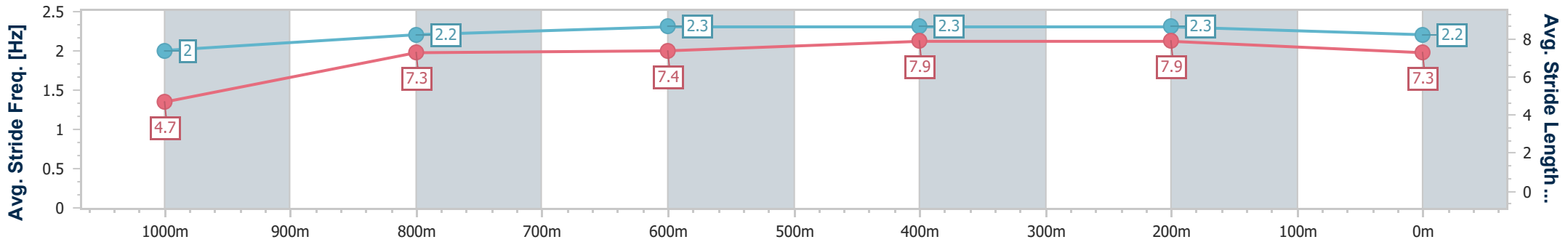
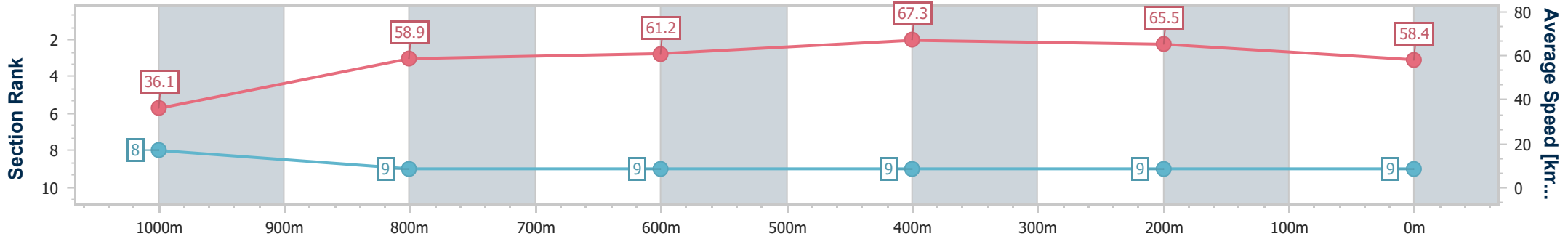
Rockhampton QLD Professional
Race 4: CAULFIELD CUP TICKETS ON SALE NOW Class 5
Handicap - 1050m



29 August 2024 - 12:54

Track Rating: Soft 5, Weather: Fine, Rail Position: +8m Entire

Section	Overall	1000m	800m	600m	400m	200m
Section Times	1:03.10 [9] (0:05.01)	0:58.09 [8] (0:12.24)	0:45.85 [9] (0:11.83)	0:34.02 [9] (0:10.71)	0:23.31 [9] (0:10.98)	0:12.33 [9] (0:12.33)
Average Speed [km/h]	36.1	58.9	61.2	67.3	65.5	58.4
Top Speed [km/h]	51.7	62.7	63.2	68.6	67.6	63.1
Avg. Dist. to Rail [m]	6.1	1.2	0.7	1.8	3.6	3.8
Avg. Stride Freq. [Hz]	2.0	2.2	2.3	2.3	2.3	2.2
Avg. Stride Length [m]	4.7	7.3	7.4	7.9	7.9	7.3



- [] Ranking at each section and finish
- .-.- No data available at this section
- NA No data available

Track Rating: Soft 5, Weather: Fine, Rail Position: +8m Entire

Section		Overall											Last 600m	
Field Times		1:04.81											0:34.52	
		(0:07.27)												
		1000m												
		0:57.54												
		(0:11.25)												
		800m												
		0:46.29												
		(0:11.77)												
		600m												
		0:34.52												
		(0:11.00)												
		400m												
		0:23.52												
		(0:11.13)												
		200m												
		0:12.39												
		(0:12.39)												
Rank	TAB	Horse/Jockey	Barrier	Top Speed [km/h]	Fastest Section	Overall	1000m	800m	600m	400m	200m	Margin	Distance Travelled [m]	
1	3	CALL ME MARILYN	8	67.6	0:07.27	1:04.81 [1]	0:57.54 [1]	0:46.29 [1]	0:34.52 [1]	0:23.52 [1]	0:12.39 [1]	1:04.81	0:34.52	
		Adrian Layt		600m	Overall	(0:07.27)	(0:11.25)	(0:11.77)	(0:11.00)	(0:11.13)	(0:12.39)			
2	11	DEFROSTED	1	67.3	0:07.52	1:04.84 [2]	0:57.32 [5]	0:45.99 [6]	0:34.20 [4]	0:23.12 [5]	0:11.98 [6]	0.19L	0:34.20 -1	
		Jackson Murphy		600m	Overall	(0:07.52)	(0:11.33)	(0:11.79)	(0:11.08)	(0:11.14)	(0:11.98)			
2	5	WHITSUNDAY SESSION	5	66.7	0:07.43	1:04.84 [2]	0:57.41 [3]	0:45.99 [5]	0:34.27 [2]	0:23.17 [4]	0:12.05 [4]	0.19L	0:34.27 +0	
		Justin Stanley		600m	Overall	(0:07.43)	(0:11.42)	(0:11.72)	(0:11.10)	(0:11.12)	(0:12.05)			
4	1	MIL CIENTO	11	68.3	0:07.78	1:04.89 [4]	0:57.11 [7]	0:45.81 [7]	0:33.96 [7]	0:22.99 [6]	0:12.09 [5]	0.45L	0:33.96 +2	
		Justin Huxtable		600m	Overall	(0:07.78)	(0:11.30)	(0:11.85)	(0:10.97)	(0:10.90)	(0:12.09)			
5	2	TOUR DE FIELD	13	68.8	0:07.94	1:05.04 [5]	0:57.10 [10]	0:45.56 [10]	0:33.71 [10]	0:22.87 [9]	0:11.92 [7]	1.34L	0:33.71 +4	
		Sean Cormack		400m	Overall	(0:07.94)	(0:11.54)	(0:11.85)	(0:10.84)	(0:10.95)	(0:11.92)			
6	9	LITTLE MISS BELLE	9	67.5	0:07.33	1:05.08 [6]	0:57.75 [2]	0:46.44 [2]	0:34.42 [5]	0:23.49 [2]	0:12.31 [3]	1.61L	0:34.42 +8	
		Georgina Cartwright		600m	Overall	(0:07.33)	(0:11.31)	(0:12.02)	(0:10.93)	(0:11.18)	(0:12.31)			
7	8	ELESPRIT MISS	4	67.3	0:07.58	1:05.41 [7]	0:57.83 [6]	0:46.66 [3]	0:34.83 [3]	0:23.82 [3]	0:12.66 [2]	3.54L	0:34.83 +2	
		Melea Castle		600m	Overall	(0:07.58)	(0:11.17)	(0:11.83)	(0:11.01)	(0:11.16)	(0:12.66)			
8	10	LANOVA	7	67.8	0:07.82	1:05.44 [8]	0:57.62 [8]	0:46.18 [9]	0:34.23 [9]	0:23.25 [10]	0:12.19 [8]	3.73L	0:34.23 +4	
		Tahlia Fenlon		400m	Overall	(0:07.82)	(0:11.44)	(0:11.95)	(0:10.98)	(0:11.06)	(0:12.19)			
9	6	GIDDY UP GIDLEIGH	2	67.4	0:07.84	1:06.24 [9]	0:58.40 [9]	0:47.01 [8]	0:35.05 [8]	0:24.07 [8]	0:12.74 [9]	8.42L	0:35.05 +4	
		Adam Spinks		600m	Overall	(0:07.84)	(0:11.39)	(0:11.96)	(0:10.98)	(0:11.33)	(0:12.74)			
10	7	VITTHAL	10	66.2	0:07.51	1:06.29 [10]	0:58.78 [4]	0:47.51 [4]	0:35.48 [6]	0:24.28 [7]	0:12.73 [10]	8.74L	0:35.48 +6	
		Tasha Chambers		1000m	Overall	(0:07.51)	(0:11.27)	(0:12.03)	(0:11.20)	(0:11.55)	(0:12.73)			

Scratched: Milky Rocket (#12), Chalkley (#13), Humour Me (#4)



Horse/Jockey Name	Call Me Marilyn
Final Rank	1
Fastest Section Time (Section)	0:07.27 (Overall)
Top Speed [km/h] (Section)	67.6 (600m)
Race State	Finished



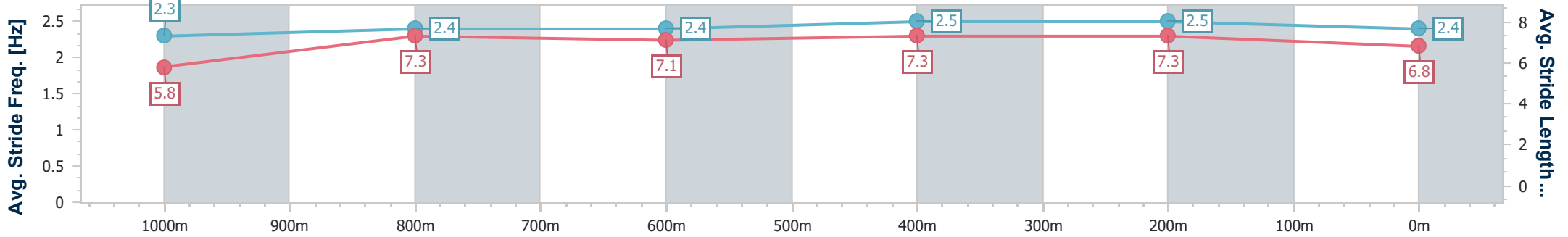
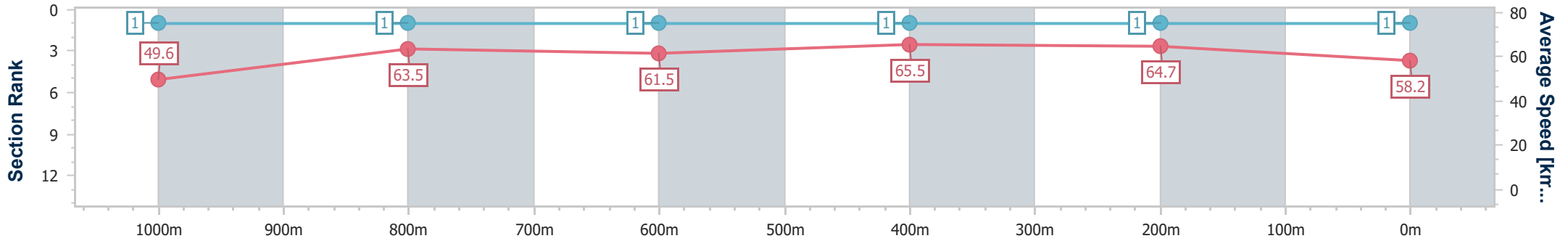
Rockhampton QLD Professional
Race 5: FLICK ANTICIMEX RATINGS BAND 0 - 55 Handicap - 1100m

29 August 2024 - 13:28

Track Rating: Soft 5, Weather: Fine, Rail Position: +8m Entire



Section	Overall	1000m	800m	600m	400m	200m
Section Times	1:04.81 [1] (0:07.27)	0:57.54 [1] (0:11.25)	0:46.29 [1] (0:11.77)	0:34.52 [1] (0:11.00)	0:23.52 [1] (0:11.13)	0:12.39 [1] (0:12.39)
Average Speed [km/h]	49.6	63.5	61.5	65.5	64.7	58.2
Top Speed [km/h]	64.3	65.9	63.6	67.6	67.5	60.7
Avg. Dist. to Rail [m]	2.8	1.1	1.2	1.3	1.7	1.2
Avg. Stride Freq. [Hz]	2.3	2.4	2.4	2.5	2.5	2.4
Avg. Stride Length [m]	5.8	7.3	7.1	7.3	7.3	6.8



- [] Ranking at each section and finish
- .-.- No data available at this section
- NA No data available



Horse/Jockey Name	Whitsunday Session
Final Rank	2
Fastest Section Time (Section)	0:07.43 (Overall)
Top Speed [km/h] (Section)	66.7 (600m)
Race State	Finished



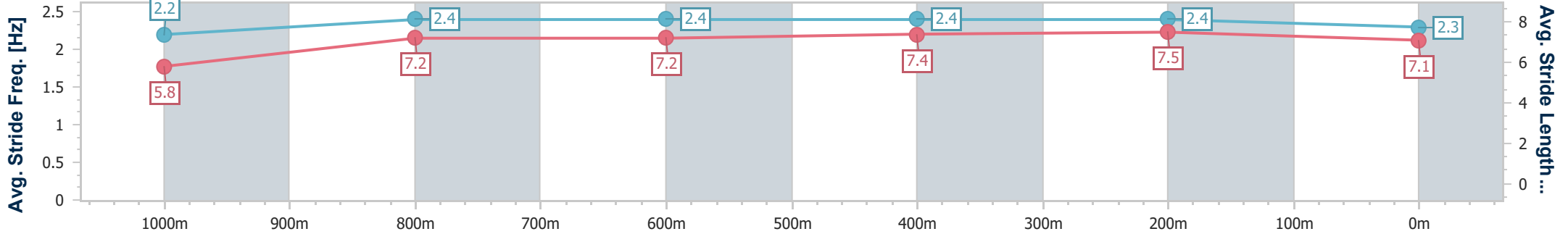
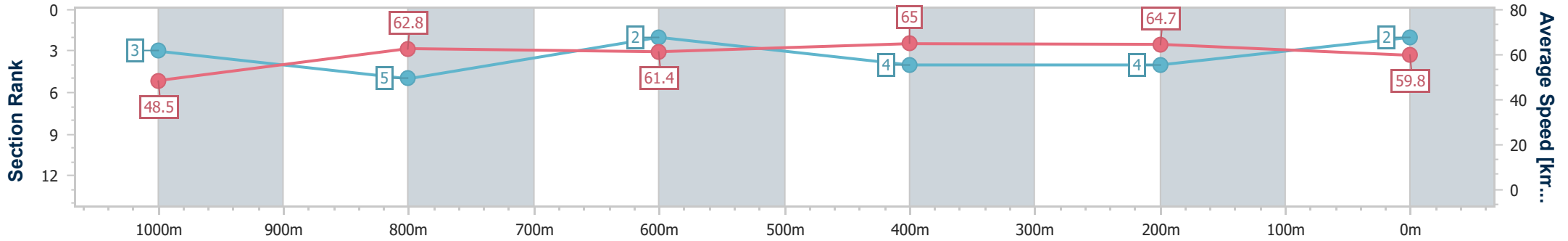
Rockhampton QLD Professional
Race 5: FLICK ANTICIMEX RATINGS BAND 0 - 55 Handicap - 1100m

29 August 2024 - 13:28

Track Rating: Soft 5, Weather: Fine, Rail Position: +8m Entire



Section	Overall	1000m	800m	600m	400m	200m
Section Times	1:04.84 [2] (0:07.43)	0:57.41 [3] (0:11.42)	0:45.99 [5] (0:11.72)	0:34.27 [2] (0:11.10)	0:23.17 [4] (0:11.12)	0:12.05 [4] (0:12.05)
Average Speed [km/h]	48.5	62.8	61.4	65.0	64.7	59.8
Top Speed [km/h]	62.3	64.1	62.7	66.7	66.6	62.7
Avg. Dist. to Rail [m]	1.3	1.0	0.8	2.0	1.9	1.2
Avg. Stride Freq. [Hz]	2.2	2.4	2.4	2.4	2.4	2.3
Avg. Stride Length [m]	5.8	7.2	7.2	7.4	7.5	7.1



- [] Ranking at each section and finish
- .-.- No data available at this section
- NA No data available



Horse/Jockey Name	Defrosted
Final Rank	2
Fastest Section Time (Section)	0:07.52 (Overall)
Top Speed [km/h] (Section)	67.3 (600m)
Race State	Finished



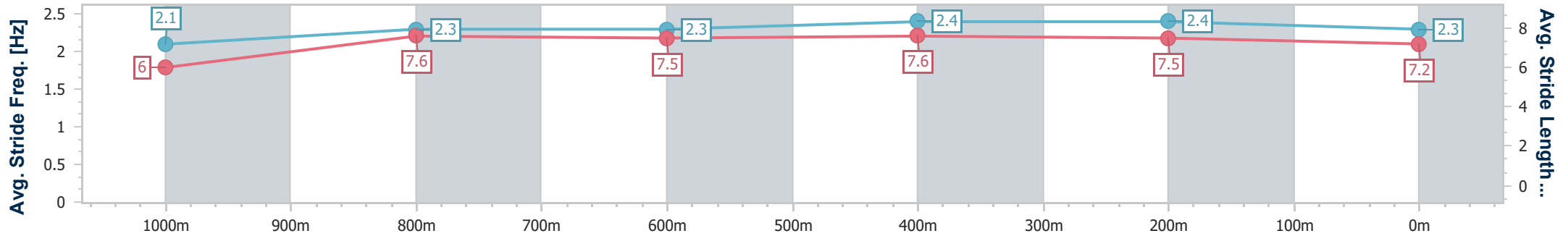
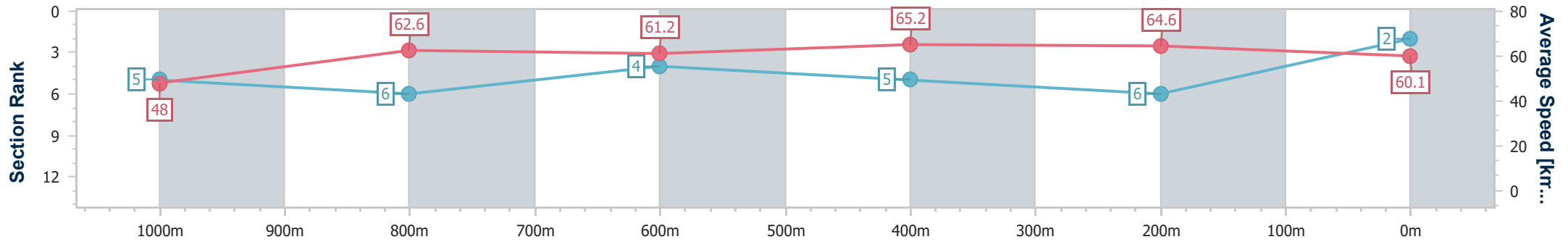
Rockhampton QLD Professional
Race 5: FLICK ANTICIMEX RATINGS BAND 0 - 55 Handicap - 1100m

29 August 2024 - 13:28

Track Rating: Soft 5, Weather: Fine, Rail Position: +8m Entire



Section	Overall	1000m	800m	600m	400m	200m
Section Times	1:04.84 [2] (0:07.52)	0:57.32 [5] (0:11.33)	0:45.99 [6] (0:11.79)	0:34.20 [4] (0:11.08)	0:23.12 [5] (0:11.14)	0:11.98 [6] (0:11.98)
Average Speed [km/h]	48.0	62.6	61.2	65.2	64.6	60.1
Top Speed [km/h]	62.3	64.1	62.2	67.3	67.3	62.4
Avg. Dist. to Rail [m]	2.5	2.2	1.6	3.4	5.4	5.4
Avg. Stride Freq. [Hz]	2.1	2.3	2.3	2.4	2.4	2.3
Avg. Stride Length [m]	6.0	7.6	7.5	7.6	7.5	7.2



- [] Ranking at each section and finish
- .-.- No data available at this section
- NA No data available



Horse/Jockey Name	Mil Ciento
Final Rank	4
Fastest Section Time (Section)	0:07.78 (Overall)
Top Speed [km/h] (Section)	68.3 (600m)
Race State	Finished



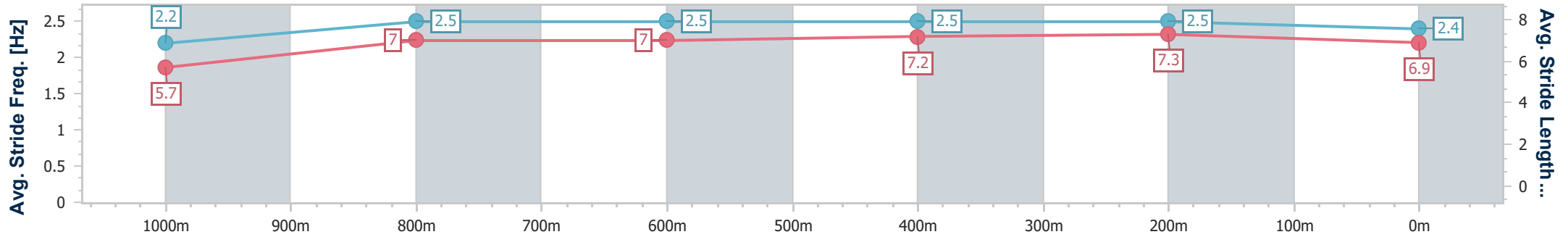
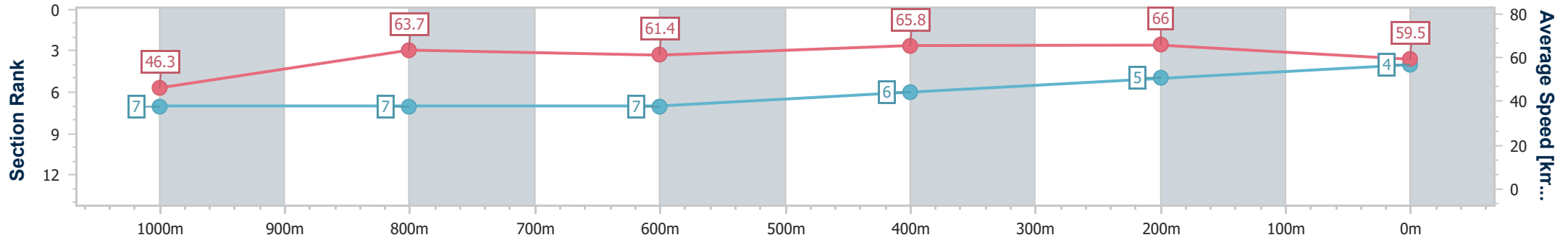
Rockhampton QLD Professional
Race 5: FLICK ANTICIMEX RATINGS BAND 0 - 55 Handicap - 1100m

29 August 2024 - 13:28

Track Rating: Soft 5, Weather: Fine, Rail Position: +8m Entire



Section	Overall	1000m	800m	600m	400m	200m
Section Times	1:04.89 [4] (0:07.78)	0:57.11 [7] (0:11.30)	0:45.81 [7] (0:11.85)	0:33.96 [7] (0:10.97)	0:22.99 [6] (0:10.90)	0:12.09 [5] (0:12.09)
Average Speed [km/h]	46.3	63.7	61.4	65.8	66.0	59.5
Top Speed [km/h]	64.0	65.7	62.7	68.3	67.4	63.1
Avg. Dist. to Rail [m]	5.2	0.5	1.5	3.5	6.5	7.2
Avg. Stride Freq. [Hz]	2.2	2.5	2.5	2.5	2.5	2.4
Avg. Stride Length [m]	5.7	7.0	7.0	7.2	7.3	6.9



- [] Ranking at each section and finish
- .-.- No data available at this section
- NA No data available



Horse/Jockey Name	Tour De Field
Final Rank	5
Fastest Section Time (Section)	0:07.94 (Overall)
Top Speed [km/h] (Section)	68.8 (400m)
Race State	Finished



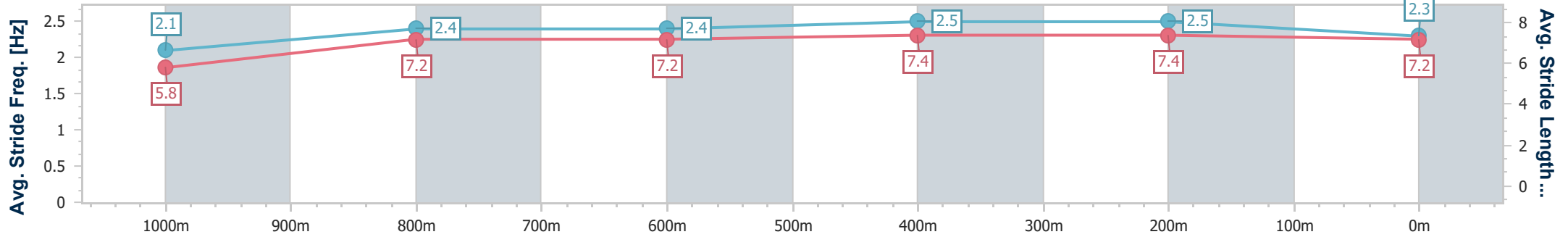
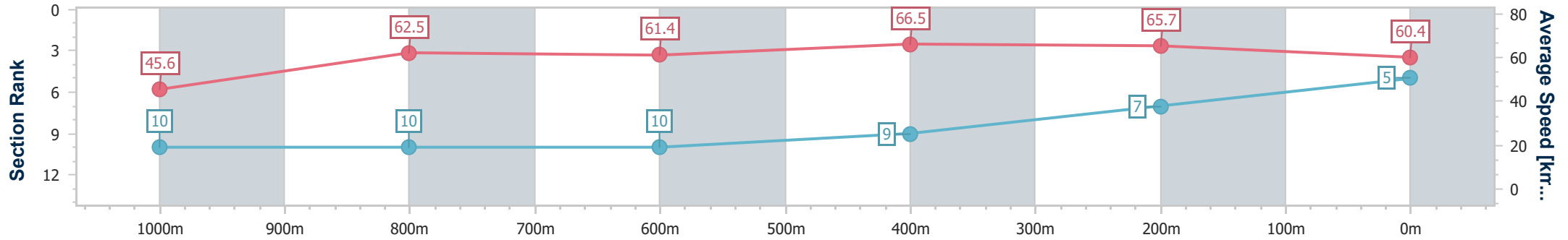
Rockhampton QLD Professional
Race 5: FLICK ANTICIMEX RATINGS BAND 0 - 55 Handicap - 1100m

29 August 2024 - 13:28

Track Rating: Soft 5, Weather: Fine, Rail Position: +8m Entire



Section	Overall	1000m	800m	600m	400m	200m
Section Times	1:05.04 [5] (0:07.94)	0:57.10 [10] (0:11.54)	0:45.56 [10] (0:11.85)	0:33.71 [10] (0:10.84)	0:22.87 [9] (0:10.95)	0:11.92 [7] (0:11.92)
Average Speed [km/h]	45.6	62.5	61.4	66.5	65.7	60.4
Top Speed [km/h]	60.2	63.4	64.3	68.6	68.8	63.1
Avg. Dist. to Rail [m]	7.6	0.6	1.6	3.5	3.9	3.2
Avg. Stride Freq. [Hz]	2.1	2.4	2.4	2.5	2.5	2.3
Avg. Stride Length [m]	5.8	7.2	7.2	7.4	7.4	7.2



- [] Ranking at each section and finish
- .-.- No data available at this section
- NA No data available



Horse/Jockey Name	Little Miss Belle
Final Rank	6
Fastest Section Time (Section)	0:07.33 (Overall)
Top Speed [km/h] (Section)	67.5 (600m)
Race State	Finished



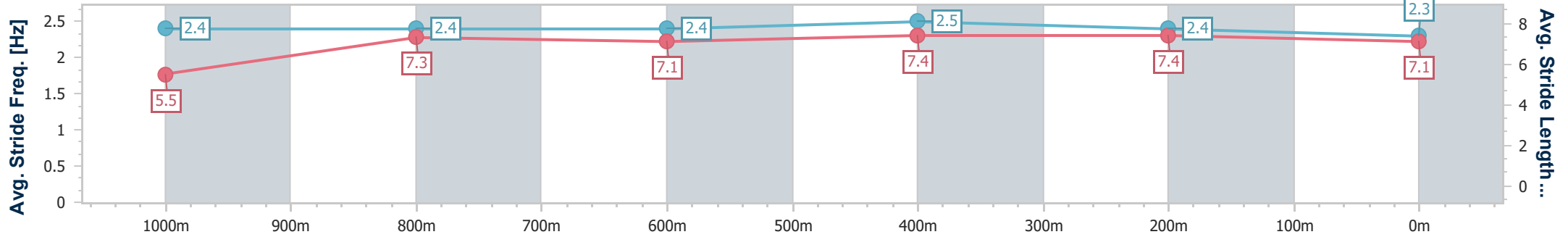
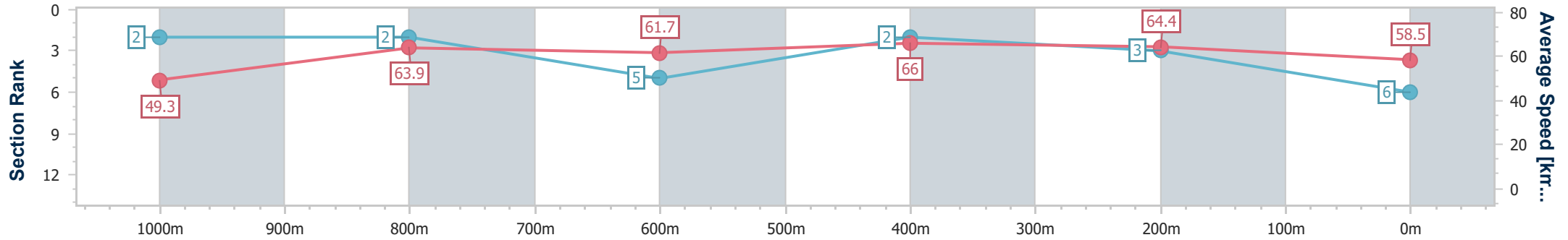
Rockhampton QLD Professional
Race 5: FLICK ANTICIMEX RATINGS BAND 0 - 55 Handicap - 1100m

29 August 2024 - 13:28

Track Rating: Soft 5, Weather: Fine, Rail Position: +8m Entire



Section	Overall	1000m	800m	600m	400m	200m
Section Times	1:05.08 [6] (0:07.33)	0:57.75 [2] (0:11.31)	0:46.44 [2] (0:12.02)	0:34.42 [5] (0:10.93)	0:23.49 [2] (0:11.18)	0:12.31 [3] (0:12.31)
Average Speed [km/h]	49.3	63.9	61.7	66.0	64.4	58.5
Top Speed [km/h]	63.3	65.8	64.1	67.5	67.4	61.5
Avg. Dist. to Rail [m]	4.3	0.9	4.0	3.3	3.8	3.1
Avg. Stride Freq. [Hz]	2.4	2.4	2.4	2.5	2.4	2.3
Avg. Stride Length [m]	5.5	7.3	7.1	7.4	7.4	7.1



- [] Ranking at each section and finish
- .-.- No data available at this section
- NA No data available



Horse/Jockey Name	Elesprit Miss
Final Rank	7
Fastest Section Time (Section)	0:07.58 (Overall)
Top Speed [km/h] (Section)	67.3 (600m)
Race State	Finished



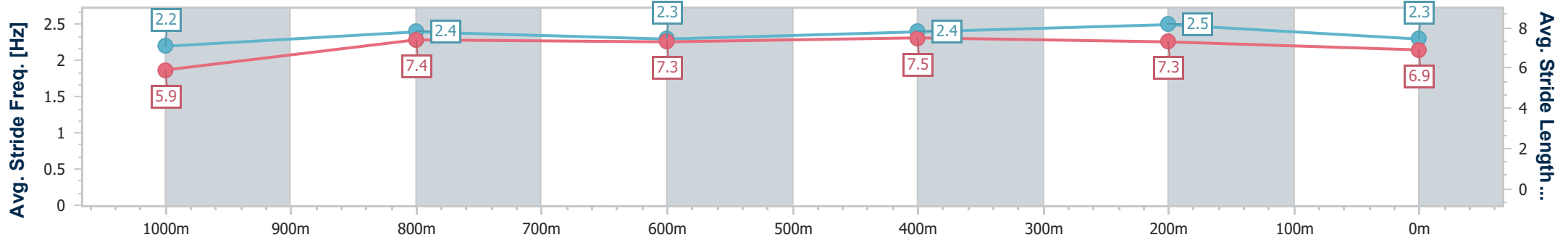
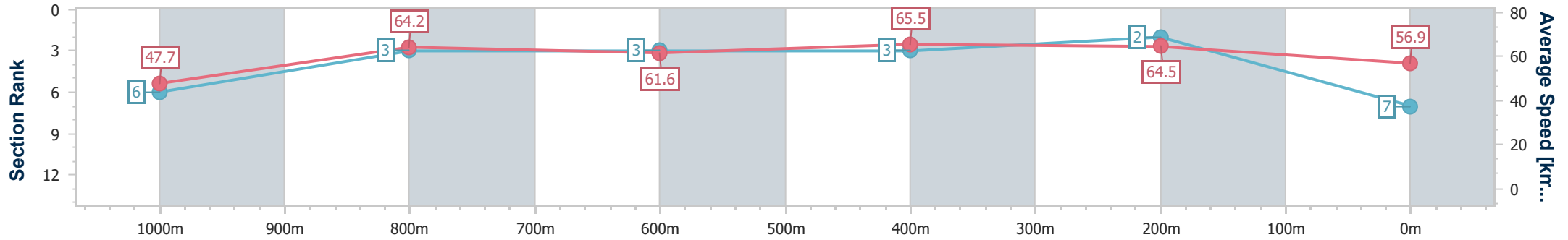
Rockhampton QLD Professional
Race 5: FLICK ANTICIMEX RATINGS BAND 0 - 55 Handicap - 1100m

29 August 2024 - 13:28

Track Rating: Soft 5, Weather: Fine, Rail Position: +8m Entire



Section	Overall	1000m	800m	600m	400m	200m
Section Times	1:05.41 [7] (0:07.58)	0:57.83 [6] (0:11.17)	0:46.66 [3] (0:11.83)	0:34.83 [3] (0:11.01)	0:23.82 [3] (0:11.16)	0:12.66 [2] (0:12.66)
Average Speed [km/h]	47.7	64.2	61.6	65.5	64.5	56.9
Top Speed [km/h]	64.4	65.4	63.0	67.3	67.1	60.9
Avg. Dist. to Rail [m]	0.9	0.6	1.6	4.0	6.6	6.9
Avg. Stride Freq. [Hz]	2.2	2.4	2.3	2.4	2.5	2.3
Avg. Stride Length [m]	5.9	7.4	7.3	7.5	7.3	6.9



- [] Ranking at each section and finish
- .-.- No data available at this section
- NA No data available



Horse/Jockey Name	Lanova
Final Rank	8
Fastest Section Time (Section)	0:07.82 (Overall)
Top Speed [km/h] (Section)	67.8 (400m)
Race State	Finished



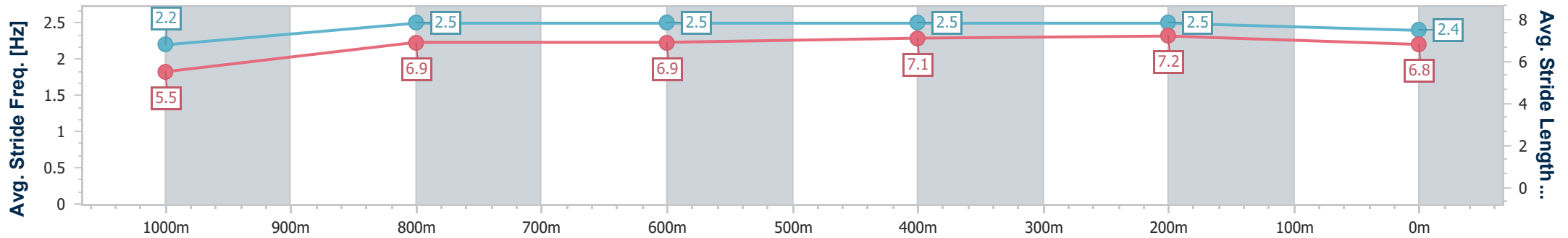
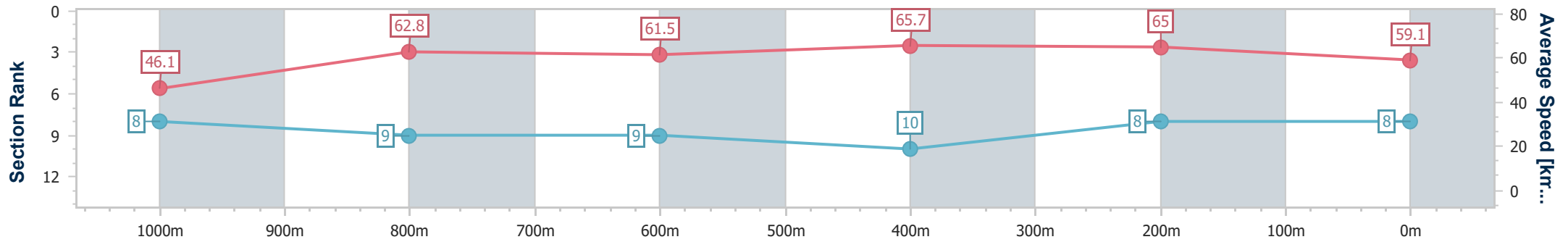
Rockhampton QLD Professional
Race 5: FLICK ANTICIMEX RATINGS BAND 0 - 55 Handicap - 1100m

29 August 2024 - 13:28

Track Rating: Soft 5, Weather: Fine, Rail Position: +8m Entire



Section	Overall	1000m	800m	600m	400m	200m
Section Times	1:05.44 [8] (0:07.82)	0:57.62 [8] (0:11.44)	0:46.18 [9] (0:11.95)	0:34.23 [9] (0:10.98)	0:23.25 [10] (0:11.06)	0:12.19 [8] (0:12.19)
Average Speed [km/h]	46.1	62.8	61.5	65.7	65.0	59.1
Top Speed [km/h]	61.1	64.4	63.3	67.7	67.8	63.1
Avg. Dist. to Rail [m]	1.9	0.7	2.8	5.6	8.2	8.6
Avg. Stride Freq. [Hz]	2.2	2.5	2.5	2.5	2.5	2.4
Avg. Stride Length [m]	5.5	6.9	6.9	7.1	7.2	6.8



- [] Ranking at each section and finish
- .-.- No data available at this section
- NA No data available



Horse/Jockey Name	Giddy Up Gidleigh
Final Rank	9
Fastest Section Time (Section)	0:07.84 (Overall)
Top Speed [km/h] (Section)	67.4 (600m)
Race State	Finished



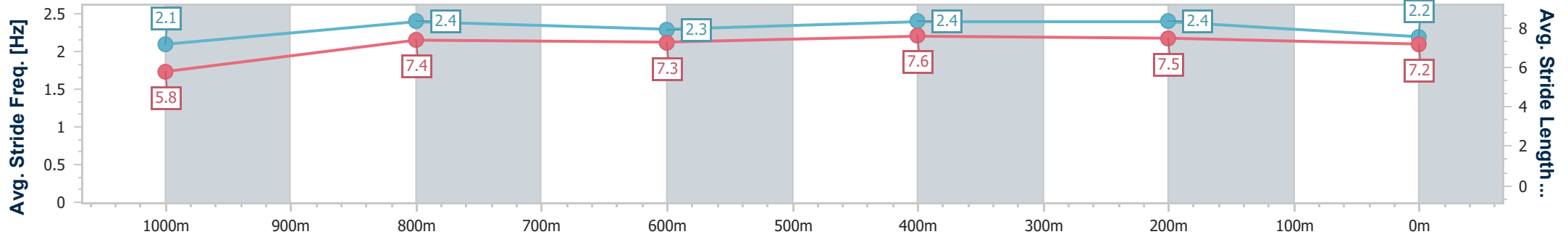
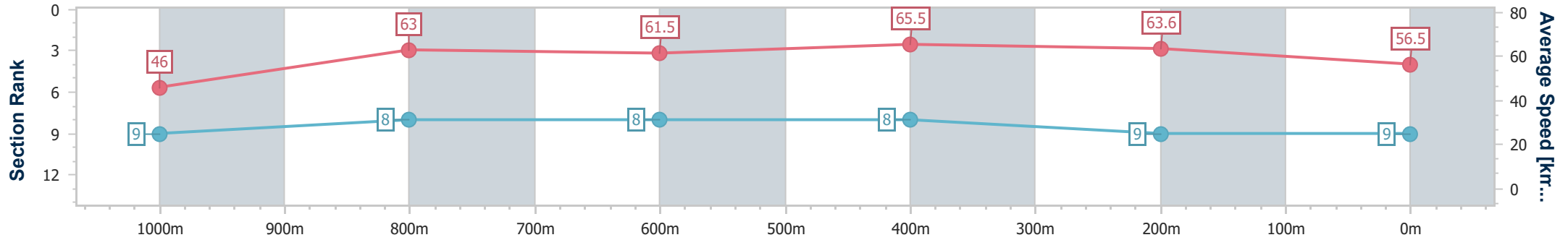
Rockhampton QLD Professional
Race 5: FLICK ANTICIMEX RATINGS BAND 0 - 55 Handicap - 1100m

29 August 2024 - 13:28

Track Rating: Soft 5, Weather: Fine, Rail Position: +8m Entire



Section	Overall	1000m	800m	600m	400m	200m
Section Times	1:06.24 [9] (0:07.84)	0:58.40 [9] (0:11.39)	0:47.01 [8] (0:11.96)	0:35.05 [8] (0:10.98)	0:24.07 [8] (0:11.33)	0:12.74 [9] (0:12.74)
Average Speed [km/h]	46.0	63.0	61.5	65.5	63.6	56.5
Top Speed [km/h]	62.8	65.0	63.3	67.4	66.4	59.5
Avg. Dist. to Rail [m]	0.4	0.7	2.7	3.8	5.9	6.0
Avg. Stride Freq. [Hz]	2.1	2.4	2.3	2.4	2.4	2.2
Avg. Stride Length [m]	5.8	7.4	7.3	7.6	7.5	7.2



- [] Ranking at each section and finish
- .-.- No data available at this section
- NA No data available



Horse/Jockey Name	Vitthal
Final Rank	10
Fastest Section Time (Section)	0:07.51 (Overall)
Top Speed [km/h] (Section)	66.2 (1000m)
Race State	Finished



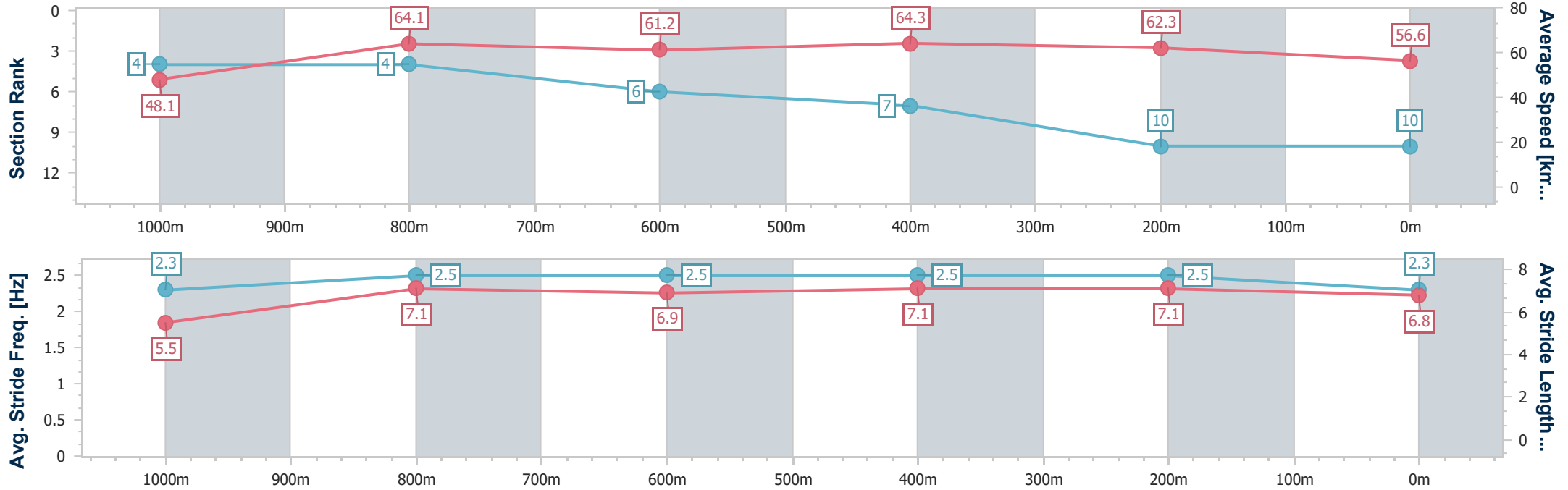
Rockhampton QLD Professional
Race 5: FLICK ANTICIMEX RATINGS BAND 0 - 55 Handicap - 1100m

29 August 2024 - 13:28

Track Rating: Soft 5, Weather: Fine, Rail Position: +8m Entire



Section	Overall	1000m	800m	600m	400m	200m
Section Times	1:06.29 [10] (0:07.51)	0:58.78 [4] (0:11.27)	0:47.51 [4] (0:12.03)	0:35.48 [6] (0:11.20)	0:24.28 [7] (0:11.55)	0:12.73 [10] (0:12.73)
Average Speed [km/h]	48.1	64.1	61.2	64.3	62.3	56.6
Top Speed [km/h]	63.3	66.2	63.6	65.3	65.3	58.9
Avg. Dist. to Rail [m]	5.1	0.9	3.0	3.2	6.2	7.0
Avg. Stride Freq. [Hz]	2.3	2.5	2.5	2.5	2.5	2.3
Avg. Stride Length [m]	5.5	7.1	6.9	7.1	7.1	6.8



- [] Ranking at each section and finish
- .-.- No data available at this section
- NA No data available

Track Rating: Soft 5, Weather: Fine, Rail Position: +8m Entire

Section		Overall										Last 600m	
Field Times		1:16.67 (0:07.53)										0:35.07	
		1200m	1000m	800m	600m	400m							
		1:09.14 (0:11.08)	0:58.06 (0:11.16)	0:46.90 (0:11.83)	0:35.07 (0:11.34)	0:23.73 (0:11.64)							
Rank	TAB	Horse/Jockey	Barrier	Top Speed [km/h]	Fastest Section							Distance Travelled [m]	
1	8	BOLD PEDRO Georgina Cartwright	3	65.4 600m	0:07.71 Overall	1:16.67 [1] (0:07.71)	1:08.96 [3] (0:11.38)	0:57.58 [6] (0:11.43)	0:46.15 [6] (0:11.70)	0:34.45 [5] (0:11.19)	0:23.26 [4] (0:11.31)	0:34.45	
2	1	STAMPE Warwick Satherley	5	65.6 1200m	0:07.53 Overall	1:16.74 [2] (0:07.53)	1:09.21 [1] (0:11.26)	0:57.95 [3] (0:11.44)	0:46.51 [4] (0:11.69)	0:34.82 [3] (0:11.33)	0:23.49 [3] (0:11.33)	0:34.82	-1
3	3	FIGHTING COMMANDO Ron Stewart	2	66.0 1000m	0:07.92 Overall	1:17.26 [3] (0:07.92)	1:09.34 [8] (0:11.57)	0:57.77 [8] (0:11.39)	0:46.38 [8] (0:11.57)	0:34.81 [7] (0:11.14)	0:23.67 [8] (0:11.40)	0:34.81	+4
4	6	KNIGHT'S SWORD Ryan Wiggins	1	66.5 600m	0:07.92 Overall	1:17.34 [4] (0:07.92)	1:09.42 [7] (0:11.46)	0:57.96 [7] (0:11.49)	0:46.47 [7] (0:11.59)	0:34.88 [8] (0:11.08)	0:23.80 [7] (0:11.40)	0:34.88	+0
5	4	LETMELETGO Sean Cormack	6	67.4 400m	0:07.80 Overall	1:17.45 [5] (0:07.80)	1:09.65 [6] (0:11.25)	0:58.40 [5] (0:11.46)	0:46.94 [5] (0:11.74)	0:35.20 [6] (0:11.26)	0:23.94 [6] (0:11.30)	0:35.20	-2
6	5	SIR ROCKET Tahlia Fenlon	4	65.8 600m	0:08.10 Overall	1:17.55 [6] (0:08.10)	1:09.45 [9] (0:11.68)	0:57.77 [9] (0:11.31)	0:46.46 [9] (0:11.62)	0:34.84 [10] (0:11.14)	0:23.70 [10] (0:11.26)	0:34.84	+0
7	10	GOLDEN ATHENA Melea Castle	8	65.7 600m	0:08.29 Overall	1:17.79 [7] (0:08.29)	1:09.50 [10] (0:11.61)	0:57.89 [10] (0:11.28)	0:46.61 [10] (0:11.49)	0:35.12 [9] (0:11.16)	0:23.96 [9] (0:11.44)	0:35.12	-4
8	7	BONDURANT Samantha Collett	10	67.3 1200m	0:07.72 Overall	1:18.01 [8] (0:07.72)	1:10.29 [4] (0:10.89)	0:59.40 [1] (0:11.16)	0:48.24 [1] (0:11.83)	0:36.41 [1] (0:11.54)	0:24.87 [2] (0:11.90)	0:36.41	+4
9	2	OUTBACK ACTION Justin Huxtable	9	68.3 1200m	0:07.78 Overall	1:18.03 [9] (0:07.78)	1:10.25 [5] (0:10.88)	0:59.37 [2] (0:11.23)	0:48.14 [2] (0:11.75)	0:36.39 [2] (0:11.30)	0:25.09 [1] (0:11.87)	0:36.39	-3
10	9	CHICKERARTIE Jackson Murphy	7	66.4 1200m	0:07.66 Overall	1:18.03 [10] (0:07.66)	1:10.37 [2] (0:11.13)	0:59.24 [3] (0:11.43)	0:47.81 [3] (0:11.83)	0:35.98 [4] (0:11.37)	0:24.61 [5] (0:11.83)	0:35.98	+2



Rockhampton QLD Professional

Race 6: ROCKY SIGHT AND SOUND OPEN Handicap - 1300m

29 August 2024 - 14:04



Track Rating: Soft 5, Weather: Fine, Rail Position: +8m Entire

Section				200m				Last 600m	
Field Times				0:12.09 (0:12.09)				0:35.07	
Rank	TAB	Horse/Jockey	Barrier	Top Speed [km/h]	Fastest Section	Margin			Distance Travelled [m]
1	8	BOLD PEDRO Georgina Cartwright	3	65.4 600m	0:07.71 Overall	0:11.95 [2] (0:11.95)	1:16.67		0:34.45
2	1	STAMPE Warwick Satherley	5	65.6 1200m	0:07.53 Overall	0:12.16 [1] (0:12.16)	0.42L		0:34.82 -1
3	3	FIGHTING COMMANDO Ron Stewart	2	66.0 1000m	0:07.92 Overall	0:12.27 [6] (0:12.27)	3.43L		0:34.81 +4
4	6	KNIGHT'S SWORD Ryan Wiggins	1	66.5 600m	0:07.92 Overall	0:12.40 [5] (0:12.40)	3.93L		0:34.88 +0
5	4	LETMELETGO Sean Cormack	6	67.4 400m	0:07.80 Overall	0:12.64 [3] (0:12.64)	4.55L		0:35.20 -2
6	5	SIR ROCKET Tahlia Fenlon	4	65.8 600m	0:08.10 Overall	0:12.44 [8] (0:12.44)	5.15L		0:34.84 +0
7	10	GOLDEN ATHENA Melea Castle	8	65.7 600m	0:08.29 Overall	0:12.52 [10] (0:12.52)	6.59L		0:35.12 -4
8	7	BONDURANT Samantha Collett	10	67.3 1200m	0:07.72 Overall	0:12.97 [7] (0:12.97)	7.86L		0:36.41 +4
9	2	OUTBACK ACTION Justin Huxtable	9	68.3 1200m	0:07.78 Overall	0:13.22 [4] (0:13.22)	7.98L		0:36.39 -3
10	9	CHICKERARTIE Jackson Murphy	7	66.4 1200m	0:07.66 Overall	0:12.78 [9] (0:12.78)	7.99L		0:35.98 +2

[] Ranking at each section and finish
 -:-:- No data available at this section
 NA No data available

SCN Saddle cloth number
 DNF Did not finish
 DNT Did not track



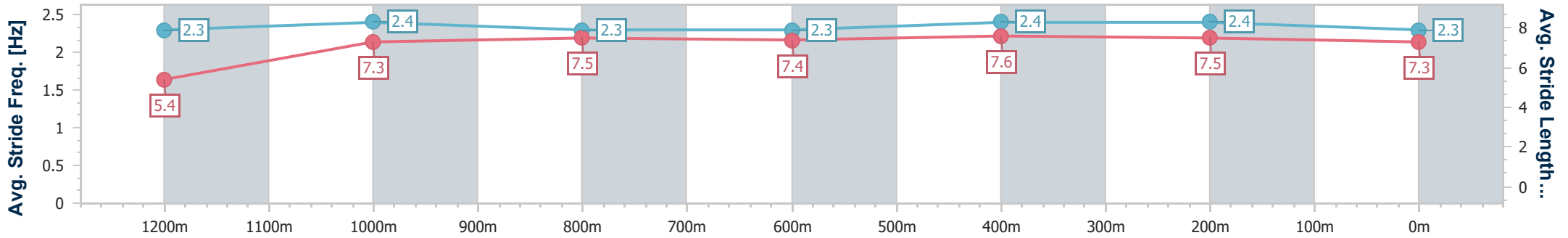
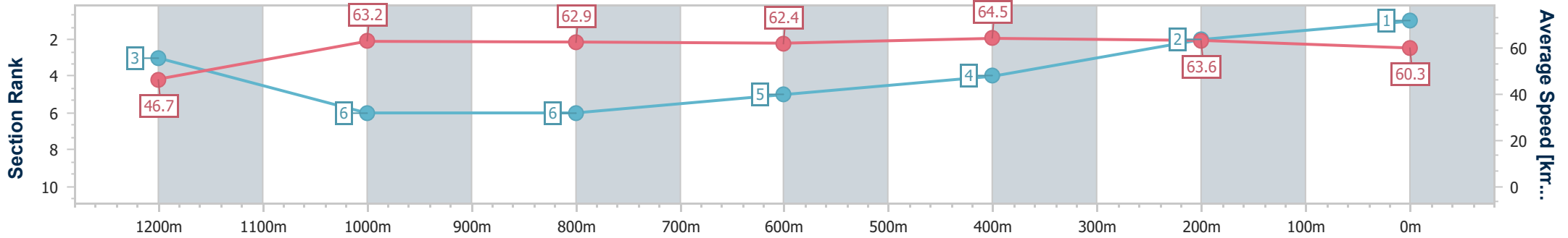
Horse/Jockey Name	Bold Pedro
Final Rank	1
Fastest Section Time (Section)	0:07.71 (Overall)
Top Speed [km/h] (Section)	65.4 (600m)
Race State	Finished



Rockhampton QLD Professional
 Race 6: ROCKY SIGHT AND SOUND OPEN Handicap - 1300m
 29 August 2024 - 14:04
 Track Rating: Soft 5, Weather: Fine, Rail Position: +8m Entire



Section	Overall	1200m	1000m	800m	600m	400m	200m
Section Times	1:16.67 [1] (0:07.71)	1:08.96 [3] (0:11.38)	0:57.58 [6] (0:11.43)	0:46.15 [6] (0:11.70)	0:34.45 [5] (0:11.19)	0:23.26 [4] (0:11.31)	0:11.95 [2] (0:11.95)
Average Speed [km/h]	46.7	63.2	62.9	62.4	64.5	63.6	60.3
Top Speed [km/h]	60.2	65.0	65.4	63.6	65.4	65.1	62.1
Avg. Dist. to Rail [m]	0.9	0.8	0.8	1.8	4.5	5.6	4.7
Avg. Stride Freq. [Hz]	2.3	2.4	2.3	2.3	2.4	2.4	2.3
Avg. Stride Length [m]	5.4	7.3	7.5	7.4	7.6	7.5	7.3



- [] Ranking at each section and finish
- .-.- No data available at this section
- NA No data available



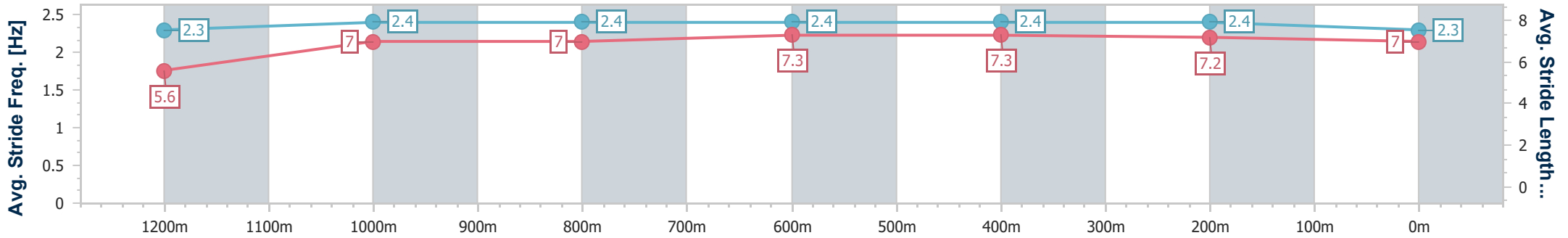
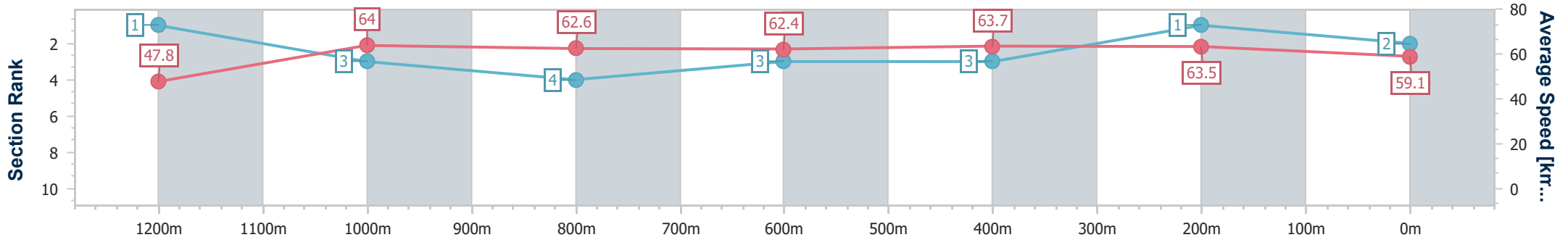
Horse/Jockey Name	Stampe
Final Rank	2
Fastest Section Time (Section)	0:07.53 (Overall)
Top Speed [km/h] (Section)	65.6 (1200m)
Race State	Finished



Rockhampton QLD Professional
 Race 6: ROCKY SIGHT AND SOUND OPEN Handicap - 1300m
 29 August 2024 - 14:04
 Track Rating: Soft 5, Weather: Fine, Rail Position: +8m Entire



Section	Overall	1200m	1000m	800m	600m	400m	200m
Section Times	1:16.74 [2] (0:07.53)	1:09.21 [1] (0:11.26)	0:57.95 [3] (0:11.44)	0:46.51 [4] (0:11.69)	0:34.82 [3] (0:11.33)	0:23.49 [3] (0:11.33)	0:12.16 [1] (0:12.16)
Average Speed [km/h]	47.8	64.0	62.6	62.4	63.7	63.5	59.1
Top Speed [km/h]	60.9	65.6	65.4	64.0	65.5	65.5	61.7
Avg. Dist. to Rail [m]	2.5	0.6	0.7	1.5	3.8	4.3	4.1
Avg. Stride Freq. [Hz]	2.3	2.4	2.4	2.4	2.4	2.4	2.3
Avg. Stride Length [m]	5.6	7.0	7.0	7.3	7.3	7.2	7.0



- [] Ranking at each section and finish
- .-.- No data available at this section
- NA No data available



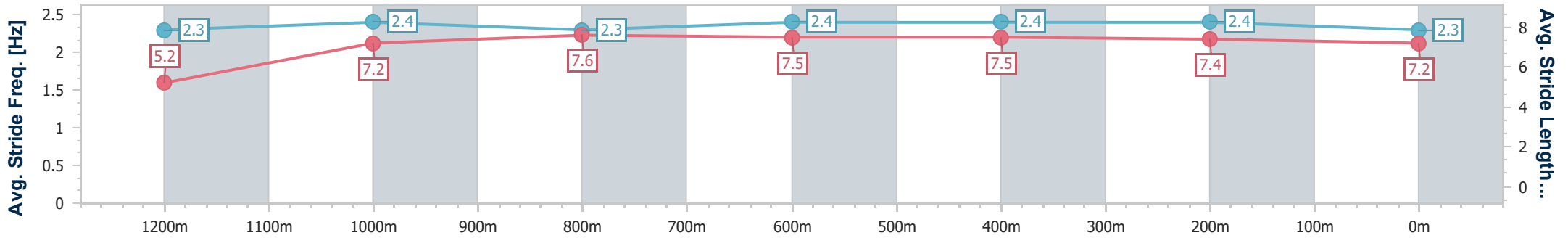
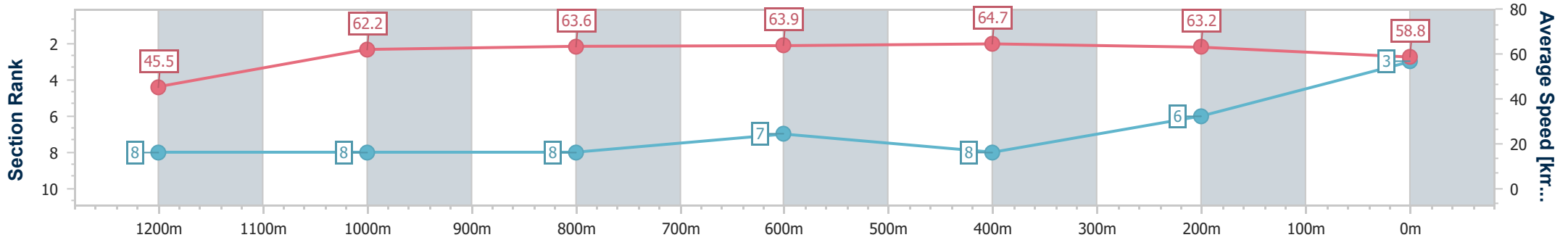
Horse/Jockey Name	Fighting Commando
Final Rank	3
Fastest Section Time (Section)	0:07.92 (Overall)
Top Speed [km/h] (Section)	66.0 (1000m)
Race State	Finished



Rockhampton QLD Professional
 Race 6: ROCKY SIGHT AND SOUND OPEN Handicap - 1300m
 29 August 2024 - 14:04
 Track Rating: Soft 5, Weather: Fine, Rail Position: +8m Entire



Section	Overall	1200m	1000m	800m	600m	400m	200m
Section Times	1:17.26 [3] (0:07.92)	1:09.34 [8] (0:11.57)	0:57.77 [8] (0:11.39)	0:46.38 [8] (0:11.57)	0:34.81 [7] (0:11.14)	0:23.67 [8] (0:11.40)	0:12.27 [6]
Average Speed [km/h]	45.5	62.2	63.6	63.9	64.7	63.2	58.8
Top Speed [km/h]	57.9	65.4	66.0	65.0	65.1	64.5	61.4
Avg. Dist. to Rail [m]	0.6	0.4	1.0	3.3	7.7	9.8	9.2
Avg. Stride Freq. [Hz]	2.3	2.4	2.3	2.4	2.4	2.4	2.3
Avg. Stride Length [m]	5.2	7.2	7.6	7.5	7.5	7.4	7.2



- [] Ranking at each section and finish
- .-.- No data available at this section
- NA No data available



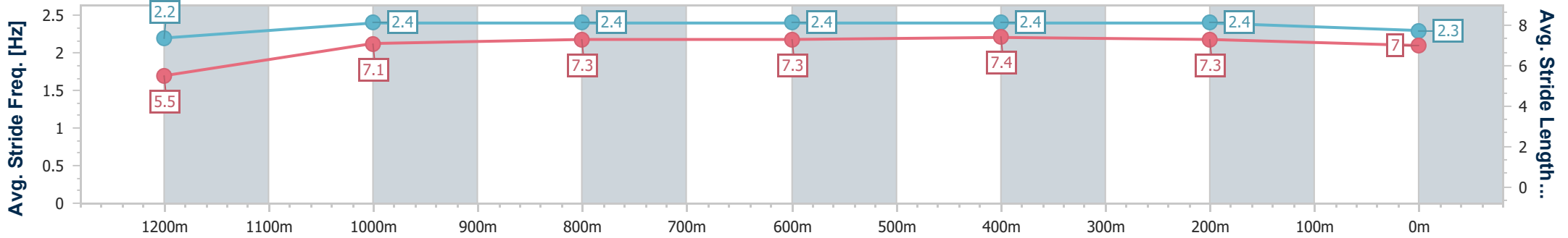
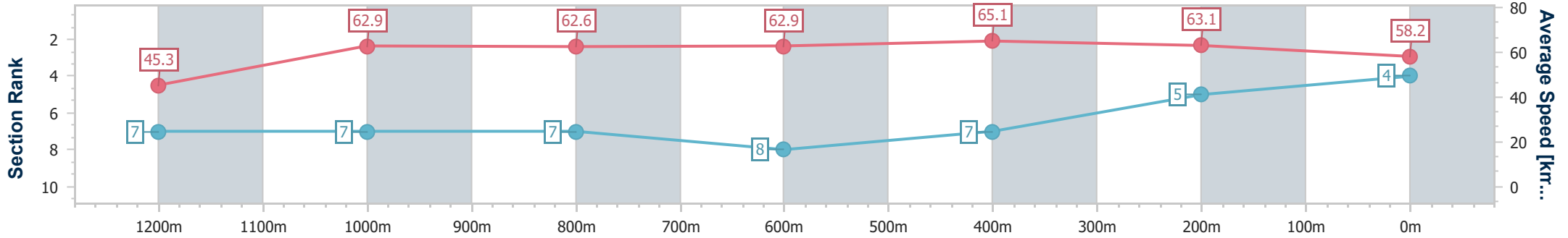
Horse/Jockey Name	Knight's Sword
Final Rank	4
Fastest Section Time (Section)	0:07.92 (Overall)
Top Speed [km/h] (Section)	66.5 (600m)
Race State	Finished



Rockhampton QLD Professional
 Race 6: ROCKY SIGHT AND SOUND OPEN Handicap - 1300m
 29 August 2024 - 14:04
 Track Rating: Soft 5, Weather: Fine, Rail Position: +8m Entire



Section	Overall	1200m	1000m	800m	600m	400m	200m
Section Times	1:17.34 [4] (0:07.92)	1:09.42 [7] (0:11.46)	0:57.96 [7] (0:11.49)	0:46.47 [7] (0:11.59)	0:34.88 [8] (0:11.08)	0:23.80 [7] (0:11.40)	0:12.40 [5]
Average Speed [km/h]	45.3	62.9	62.6	62.9	65.1	63.1	58.2
Top Speed [km/h]	59.4	64.7	64.8	64.7	66.5	66.2	60.4
Avg. Dist. to Rail [m]	0.9	0.8	0.7	1.8	2.4	2.9	4.1
Avg. Stride Freq. [Hz]	2.2	2.4	2.4	2.4	2.4	2.4	2.3
Avg. Stride Length [m]	5.5	7.1	7.3	7.3	7.4	7.3	7.0



- [] Ranking at each section and finish
- .-.- No data available at this section
- NA No data available



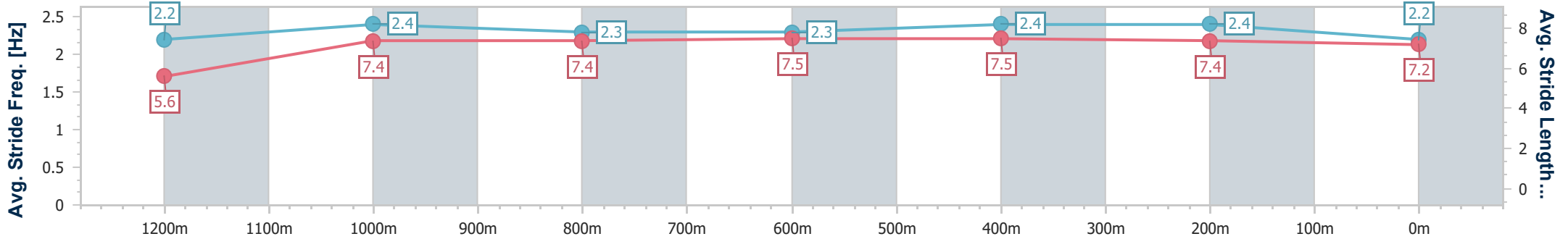
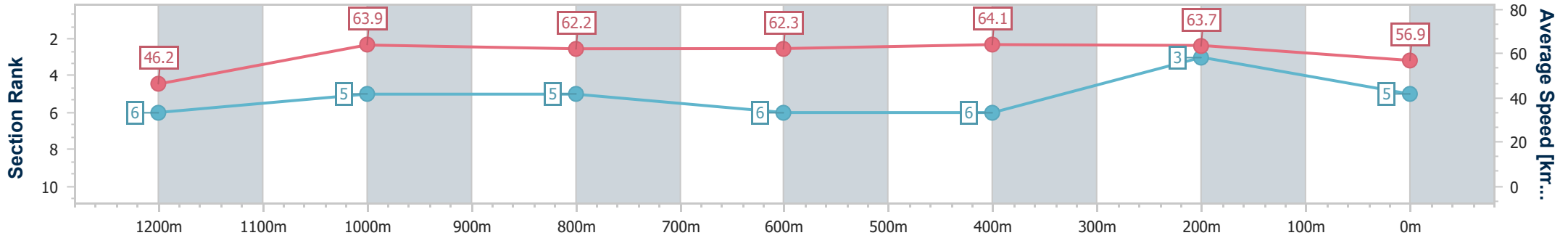
Horse/Jockey Name	Letmeletgo
Final Rank	5
Fastest Section Time (Section)	0:07.80 (Overall)
Top Speed [km/h] (Section)	67.4 (400m)
Race State	Finished



Rockhampton QLD Professional
 Race 6: ROCKY SIGHT AND SOUND OPEN Handicap - 1300m
 29 August 2024 - 14:04
 Track Rating: Soft 5, Weather: Fine, Rail Position: +8m Entire



Section	Overall	1200m	1000m	800m	600m	400m	200m
Section Times	1:17.45 [5] (0:07.80)	1:09.65 [6] (0:11.25)	0:58.40 [5] (0:11.46)	0:46.94 [5] (0:11.74)	0:35.20 [6] (0:11.26)	0:23.94 [6] (0:11.30)	0:12.64 [3] (0:12.64)
Average Speed [km/h]	46.2	63.9	62.2	62.3	64.1	63.7	56.9
Top Speed [km/h]	61.5	65.9	63.8	63.6	67.1	67.4	60.0
Avg. Dist. to Rail [m]	2.6	0.7	1.5	2.0	5.2	7.0	5.7
Avg. Stride Freq. [Hz]	2.2	2.4	2.3	2.3	2.4	2.4	2.2
Avg. Stride Length [m]	5.6	7.4	7.4	7.5	7.5	7.4	7.2



- [] Ranking at each section and finish
- .-.- No data available at this section
- NA No data available



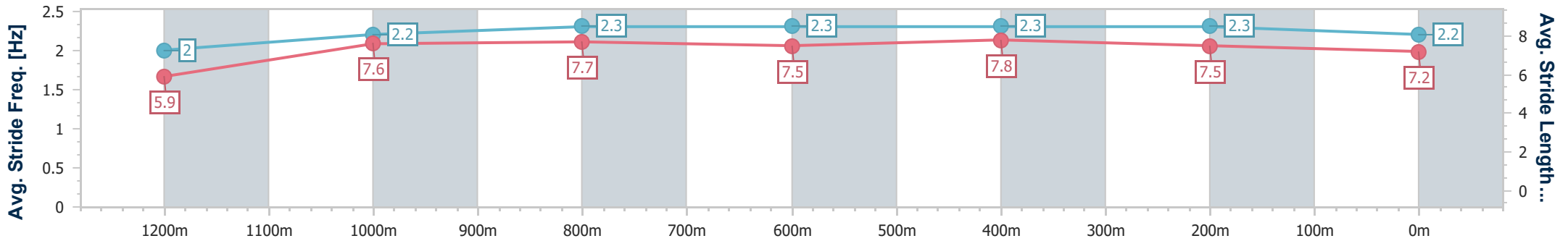
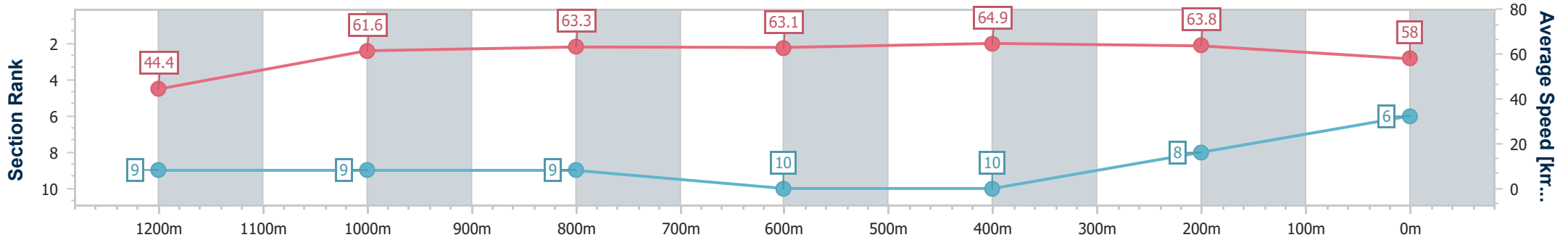
Horse/Jockey Name	Sir Rocket
Final Rank	6
Fastest Section Time (Section)	0:08.10 (Overall)
Top Speed [km/h] (Section)	65.8 (600m)
Race State	Finished



Rockhampton QLD Professional
 Race 6: ROCKY SIGHT AND SOUND OPEN Handicap - 1300m
 29 August 2024 - 14:04
 Track Rating: Soft 5, Weather: Fine, Rail Position: +8m Entire



Section	Overall	1200m	1000m	800m	600m	400m	200m
Section Times	1:17.55 [6] (0:08.10)	1:09.45 [9] (0:11.68)	0:57.77 [9] (0:11.31)	0:46.46 [9] (0:11.62)	0:34.84 [10] (0:11.14)	0:23.70 [10] (0:11.26)	0:12.44 [8]
Average Speed [km/h]	44.4	61.6	63.3	63.1	64.9	63.8	58.0
Top Speed [km/h]	56.7	64.5	65.1	65.6	65.8	65.7	61.4
Avg. Dist. to Rail [m]	1.1	1.0	1.2	2.6	5.4	8.5	8.1
Avg. Stride Freq. [Hz]	2.0	2.2	2.3	2.3	2.3	2.3	2.2
Avg. Stride Length [m]	5.9	7.6	7.7	7.5	7.8	7.5	7.2



- [] Ranking at each section and finish
- .-.- No data available at this section
- NA No data available



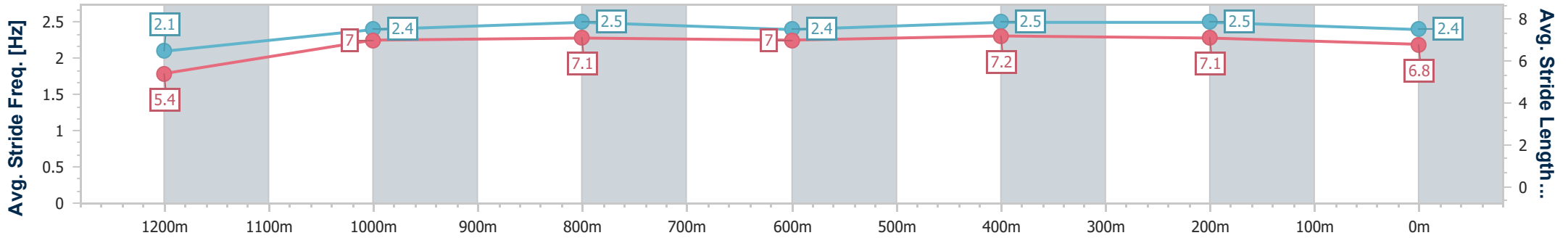
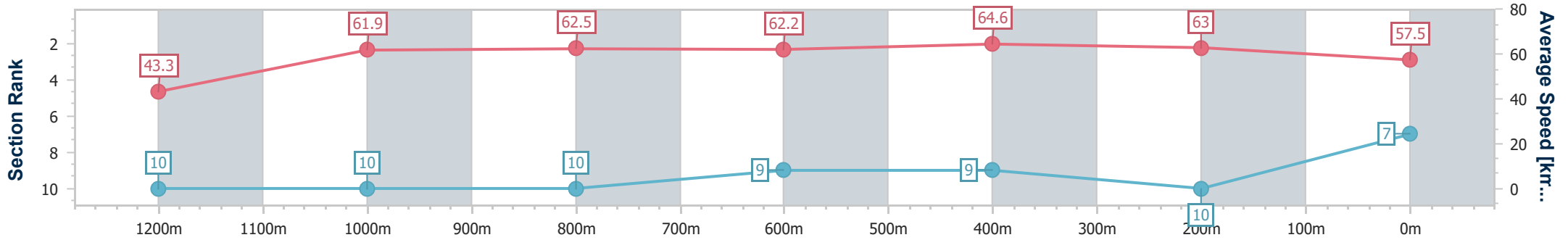
Horse/Jockey Name	Golden Athena
Final Rank	7
Fastest Section Time (Section)	0:08.29 (Overall)
Top Speed [km/h] (Section)	65.7 (600m)
Race State	Finished



Rockhampton QLD Professional
 Race 6: ROCKY SIGHT AND SOUND OPEN Handicap - 1300m
 29 August 2024 - 14:04
 Track Rating: Soft 5, Weather: Fine, Rail Position: +8m Entire



Section	Overall	1200m	1000m	800m	600m	400m	200m
Section Times	1:17.79 [7] (0:08.29)	1:09.50 [10] (0:11.61)	0:57.89 [10] (0:11.28)	0:46.61 [10] (0:11.49)	0:35.12 [9] (0:11.16)	0:23.96 [9] (0:11.44)	0:12.52 [10] (0:12.52)
Average Speed [km/h]	43.3	61.9	62.5	62.2	64.6	63.0	57.5
Top Speed [km/h]	58.9	64.5	65.4	63.8	65.7	64.5	60.1
Avg. Dist. to Rail [m]	3.2	1.9	3.2	1.2	1.6	2.8	5.6
Avg. Stride Freq. [Hz]	2.1	2.4	2.5	2.4	2.5	2.5	2.4
Avg. Stride Length [m]	5.4	7.0	7.1	7.0	7.2	7.1	6.8



- [] Ranking at each section and finish
- .-.- No data available at this section
- NA No data available



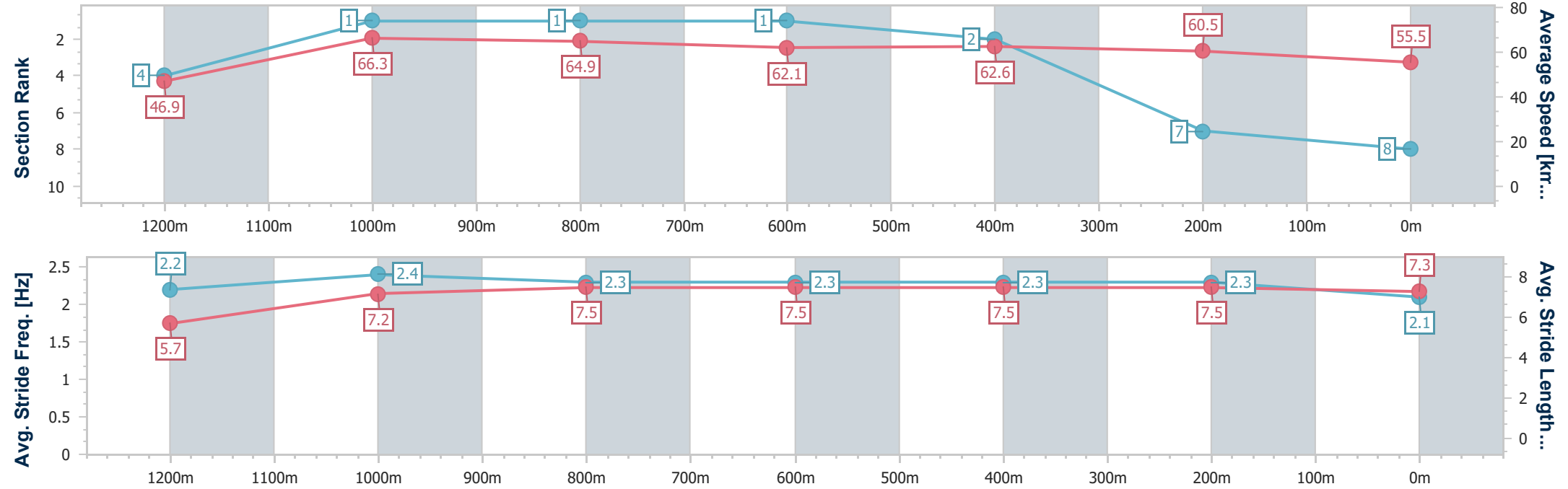
Horse/Jockey Name	Bondurant
Final Rank	8
Fastest Section Time (Section)	0:07.72 (Overall)
Top Speed [km/h] (Section)	67.3 (1200m)
Race State	Finished



Rockhampton QLD Professional
 Race 6: ROCKY SIGHT AND SOUND OPEN Handicap - 1300m
 29 August 2024 - 14:04
 Track Rating: Soft 5, Weather: Fine, Rail Position: +8m Entire



Section	Overall	1200m	1000m	800m	600m	400m	200m
Section Times	1:18.01 [8] (0:07.72)	1:10.29 [4] (0:10.89)	0:59.40 [1] (0:11.16)	0:48.24 [1] (0:11.83)	0:36.41 [1] (0:11.54)	0:24.87 [2] (0:11.90)	0:12.97 [7]
Average Speed [km/h]	46.9	66.3	64.9	62.1	62.6	60.5	55.5
Top Speed [km/h]	63.4	67.3	66.9	63.8	63.8	62.0	58.4
Avg. Dist. to Rail [m]	6.4	2.9	1.6	2.5	3.1	4.5	5.6
Avg. Stride Freq. [Hz]	2.2	2.4	2.3	2.3	2.3	2.3	2.1
Avg. Stride Length [m]	5.7	7.2	7.5	7.5	7.5	7.5	7.3



- [] Ranking at each section and finish
- .-.- No data available at this section
- NA No data available



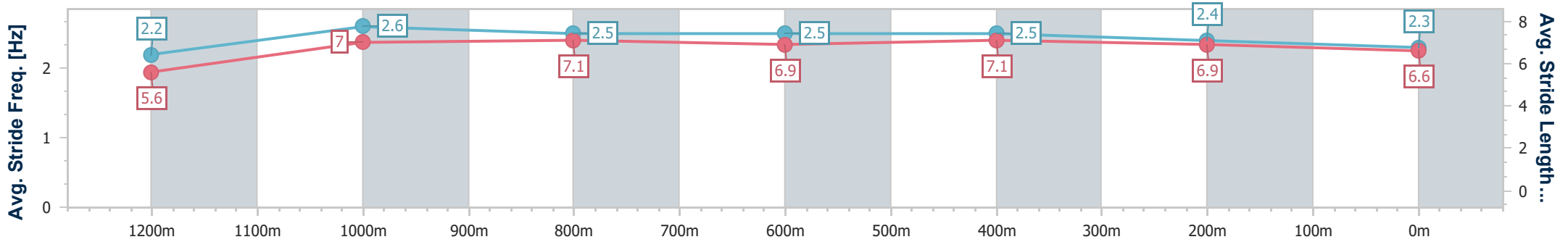
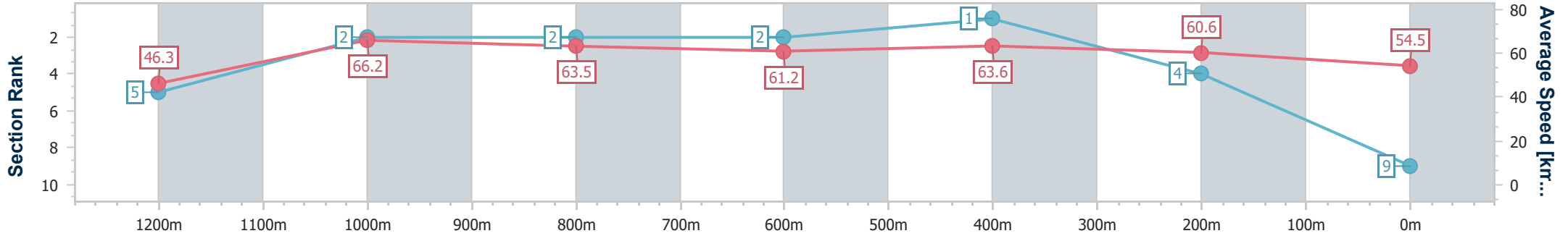
Horse/Jockey Name	Outback Action
Final Rank	9
Fastest Section Time (Section)	0:07.78 (Overall)
Top Speed [km/h] (Section)	68.3 (1200m)
Race State	Finished



Rockhampton QLD Professional
 Race 6: ROCKY SIGHT AND SOUND OPEN Handicap - 1300m
 29 August 2024 - 14:04
 Track Rating: Soft 5, Weather: Fine, Rail Position: +8m Entire



Section	Overall	1200m	1000m	800m	600m	400m	200m
Section Times	1:18.03 [9] (0:07.78)	1:10.25 [5] (0:10.88)	0:59.37 [2] (0:11.23)	0:48.14 [2] (0:11.75)	0:36.39 [2] (0:11.30)	0:25.09 [1] (0:11.87)	0:13.22 [4] (0:13.22)
Average Speed [km/h]	46.3	66.2	63.5	61.2	63.6	60.6	54.5
Top Speed [km/h]	64.5	68.3	67.5	61.9	64.6	62.9	58.5
Avg. Dist. to Rail [m]	5.0	0.8	1.6	0.6	1.3	2.0	3.0
Avg. Stride Freq. [Hz]	2.2	2.6	2.5	2.5	2.5	2.4	2.3
Avg. Stride Length [m]	5.6	7.0	7.1	6.9	7.1	6.9	6.6



- [] Ranking at each section and finish
- .-.- No data available at this section
- NA No data available



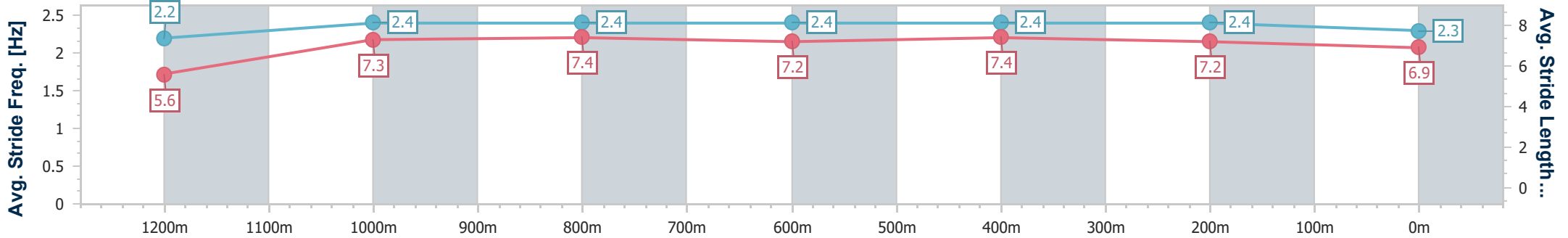
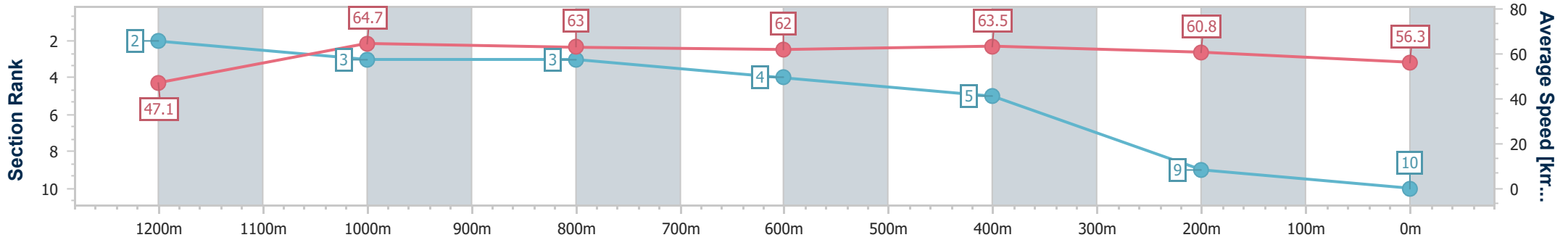
Horse/Jockey Name	Chickerartie
Final Rank	10
Fastest Section Time (Section)	0:07.66 (Overall)
Top Speed [km/h] (Section)	66.4 (1200m)
Race State	Finished



Rockhampton QLD Professional
 Race 6: ROCKY SIGHT AND SOUND OPEN Handicap - 1300m
 29 August 2024 - 14:04
 Track Rating: Soft 5, Weather: Fine, Rail Position: +8m Entire



Section	Overall	1200m	1000m	800m	600m	400m	200m
Section Times	1:18.03 [10] (0:07.66)	1:10.37 [2] (0:11.13)	0:59.24 [3] (0:11.43)	0:47.81 [3] (0:11.83)	0:35.98 [4] (0:11.37)	0:24.61 [5] (0:11.83)	0:12.78 [9] (0:12.78)
Average Speed [km/h]	47.1	64.7	63.0	62.0	63.5	60.8	56.3
Top Speed [km/h]	62.1	66.4	65.7	63.6	65.0	63.7	58.7
Avg. Dist. to Rail [m]	2.9	0.4	0.5	2.6	4.9	6.4	7.3
Avg. Stride Freq. [Hz]	2.2	2.4	2.4	2.4	2.4	2.4	2.3
Avg. Stride Length [m]	5.6	7.3	7.4	7.2	7.4	7.2	6.9



- [] Ranking at each section and finish
- .-.- No data available at this section
- NA No data available



Rockhampton QLD Professional

Race 7: MELBOURNE CUP DAY AT CALLAGHAN PARK Class 3 Handicap - 1300m

29 August 2024 - 14:42



Track Rating: Soft 5, Weather: Fine, Rail Position: +8m Entire

Section		Overall	1200m	1000m	800m	600m	400m	Last 600m				
Field Times		1:16.08 (0:07.14)	1:08.94 (0:11.12)	0:57.82 (0:11.45)	0:46.37 (0:11.69)	0:34.68 (0:11.28)	0:23.40 (0:11.21)	0:34.68				
Rank	TAB Horse/Jockey	Barrier	Top Speed [km/h]	Fastest Section	Distance Travelled [m]							
1	2 HELLISH Justin Stanley	9	65.6 1200m	0:07.14 Overall	1:16.08 [1] (0:07.14)	1:08.94 [1] (0:11.12)	0:57.82 [1] (0:11.45)	0:46.37 [1] (0:11.69)	0:34.68 [1] (0:11.28)	0:23.40 [1] (0:11.21)	0:34.68	
2	6 BUSH DIAMOND Georgina Cartwright	3	65.5 600m	0:07.30 Overall	1:16.48 [2] (0:07.30)	1:09.18 [2] (0:11.28)	0:57.90 [3] (0:11.36)	0:46.54 [2] (0:11.73)	0:34.81 [2] (0:11.21)	0:23.60 [2] (0:11.39)	0:34.81	+0
3	1 BENCOOLEN Ashley Butler	10	67.1 600m	0:07.79 Overall	1:16.55 [3] (0:07.79)	1:08.76 [9] (0:11.47)	0:57.29 [8] (0:11.34)	0:45.95 [8] (0:11.69)	0:34.26 [8] (0:11.03)	0:23.23 [8] (0:11.10)	0:34.26	+0
4	5 BOLD HUSSAR Ryan Wiggins	11	67.0 400m	0:07.77 Overall	1:16.67 [4] (0:07.77)	1:08.90 [8] (0:11.32)	0:57.58 [7] (0:11.28)	0:46.30 [6] (0:11.76)	0:34.54 [7] (0:11.09)	0:23.45 [7] (0:11.11)	0:34.54	-2
5	7 CONNEWARRE Melea Castle	12	66.0 600m	0:07.63 Overall	1:16.79 [5] (0:07.63)	1:09.16 [6] (0:11.42)	0:57.74 [6] (0:11.33)	0:46.41 [7] (0:11.73)	0:34.68 [6] (0:11.08)	0:23.60 [6] (0:11.19)	0:34.68	+4
6	4 NOBLE HEART Justin Huxtable	7	65.6 600m	0:07.44 Overall	1:17.09 [6] (0:07.44)	1:09.65 [4] (0:11.13)	0:58.52 [2] (0:11.41)	0:47.11 [3] (0:11.77)	0:35.34 [3] (0:11.18)	0:24.16 [3] (0:11.55)	0:35.34	+5
7	9 THE LAST SAGA Warwick Satherley	1	65.5 600m	0:07.53 Overall	1:17.11 [7] (0:07.53)	1:09.58 [5] (0:11.42)	0:58.16 [5] (0:11.30)	0:46.86 [5] (0:11.65)	0:35.21 [4] (0:11.13)	0:24.08 [4] (0:11.46)	0:35.21	-1
8	3 HANGIN' AROUND Samantha Collett	5	65.7 600m	0:07.34 Overall	1:17.17 [8] (0:07.34)	1:09.83 [3] (0:11.45)	0:58.38 [4] (0:11.34)	0:47.04 [4] (0:11.85)	0:35.19 [5] (0:11.12)	0:24.07 [5] (0:11.42)	0:35.19	+1
9	14 SHADOW PROJECT Adrian Layt	14	66.4 600m	0:07.92 Overall	1:17.56 [9] (0:07.92)	1:09.64 [11] (0:11.69)	0:57.95 [10] (0:11.27)	0:46.68 [10] (0:11.82)	0:34.86 [10] (0:11.22)	0:23.64 [9] (0:11.41)	0:34.86	+2
10	12 KIRELLA SHORES Adam Spinks	13	65.9 600m	0:07.66 Overall	1:17.92 [10] (0:07.66)	1:10.26 [7] (0:11.96)	0:58.30 [11] (0:11.40)	0:46.90 [11] (0:11.85)	0:35.05 [11] (0:11.13)	0:23.92 [11] (0:11.39)	0:35.05	+5

Scratched: Luvin' Our Grace (#11), Another Dimension (#13), Step This Way (#10)

[] Ranking at each section and finish
 -:-:- No data available at this section
 NA No data available

SCN Saddle cloth number
 DNF Did not finish
 DNT Did not track



Rockhampton QLD Professional
Race 7: MELBOURNE CUP DAY AT CALLAGHAN PARK Class 3
Handicap - 1300m
29 August 2024 - 14:42



Track Rating: Soft 5, Weather: Fine, Rail Position: +8m Entire

Section	Overall	1200m	1000m	800m	600m	400m	Last 600m
Field Times	1:16.08 (0:07.14)	1:08.94 (0:11.12)	0:57.82 (0:11.45)	0:46.37 (0:11.69)	0:34.68 (0:11.28)	0:23.40 (0:11.21)	0:34.68

Rank	TAB	Horse/Jockey	Barrier	Top Speed [km/h]	Fastest Section	Distance Travelled [m]
11	8	LADY TOWNSON	4	65.6	0:07.84	
		Sean Cormack		1200m	Overall	

Scratched: Luvin' Our Grace (#11), Another Dimension (#13), Step This Way (#10)

[] Ranking at each section and finish
 -:-:- No data available at this section
 NA No data available

SCN Saddle cloth number
 DNF Did not finish
 DNT Did not track



Rockhampton QLD Professional
Race 7: MELBOURNE CUP DAY AT CALLAGHAN PARK Class 3
Handicap - 1300m
29 August 2024 - 14:42



Track Rating: Soft 5, Weather: Fine, Rail Position: +8m Entire

Section				200m				Last 600m	
Field Times				0:12.19				0:34.68	
				(0:12.19)					
Rank	TAB	Horse/Jockey	Barrier	Top Speed [km/h]	Fastest Section	Margin			Distance Travelled [m]
1	2	HELLISH	9	65.6	0:07.14	0:12.19 [1]	1:16.08		0:34.68
		Justin Stanley		1200m	Overall	(0:12.19)			
2	6	BUSH DIAMOND	3	65.5	0:07.30	0:12.21 [2]	2.34L		0:34.81 +0
		Georgina Cartwright		600m	Overall	(0:12.21)			
3	1	BENCOOLEN	10	67.1	0:07.79	0:12.13 [5]	2.72L		0:34.26 +0
		Ashley Butler		600m	Overall	(0:12.13)			
4	5	BOLD HUSSAR	11	67.0	0:07.77	0:12.34 [3]	3.46L		0:34.54 -2
		Ryan Wiggins		400m	Overall	(0:12.34)			
5	7	CONNEWARRE	12	66.0	0:07.63	0:12.41 [4]	4.17L		0:34.68 +4
		Melea Castle		600m	Overall	(0:12.41)			
6	4	NOBLE HEART	7	65.6	0:07.44	0:12.61 [6]	5.89L		0:35.34 +5
		Justin Huxtable		600m	Overall	(0:12.61)			
7	9	THE LAST SAGA	1	65.5	0:07.53	0:12.62 [7]	6.06L		0:35.21 -1
		Warwick Satherley		600m	Overall	(0:12.62)			
8	3	HANGIN' AROUND	5	65.7	0:07.34	0:12.65 [8]	6.37L		0:35.19 +1
		Samantha Collett		600m	Overall	(0:12.65)			
9	14	SHADOW PROJECT	14	66.4	0:07.92	0:12.23 [9]	8.71L		0:34.86 +2
		Adrian Layt		600m	Overall	(0:12.23)			
10	12	KIRELLA SHORES	13	65.9	0:07.66	0:12.53 [10]	10.8L		0:35.05 +5
		Adam Spinks		600m	Overall	(0:12.53)			

Scratched: Luvin' Our Grace (#11), Another Dimension (#13), Step This Way (#10)

[] Ranking at each section and finish
 -:-:- No data available at this section
 NA No data available

SCN Saddle cloth number
 DNF Did not finish
 DNT Did not track



Rockhampton QLD Professional
Race 7: MELBOURNE CUP DAY AT CALLAGHAN PARK Class 3
Handicap - 1300m
29 August 2024 - 14:42



Track Rating: Soft 5, Weather: Fine, Rail Position: +8m Entire

Section				200m				Last 600m		
Field Times				0:12.19 (0:12.19)				0:34.68		
Rank	TAB	Horse/Jockey	Barrier	Top Speed [km/h]	Fastest Section	Margin		Distance Travelled [m]		
11	8	LADY TOWNSON	4	65.6	0:07.84	0:13.43 [11]	21.26L		0:37.23	-2
		Sean Cormack		1200m	Overall	(0:13.43)				

Scratched: Luvin' Our Grace (#11), Another Dimension (#13), Step This Way (#10)

[] Ranking at each section and finish
 -:-:- No data available at this section
 NA No data available

SCN Saddle cloth number
 DNF Did not finish
 DNT Did not track



Horse/Jockey Name	Hellish
Final Rank	1
Fastest Section Time (Section)	0:07.14 (Overall)
Top Speed [km/h] (Section)	65.6 (1200m)
Race State	Finished



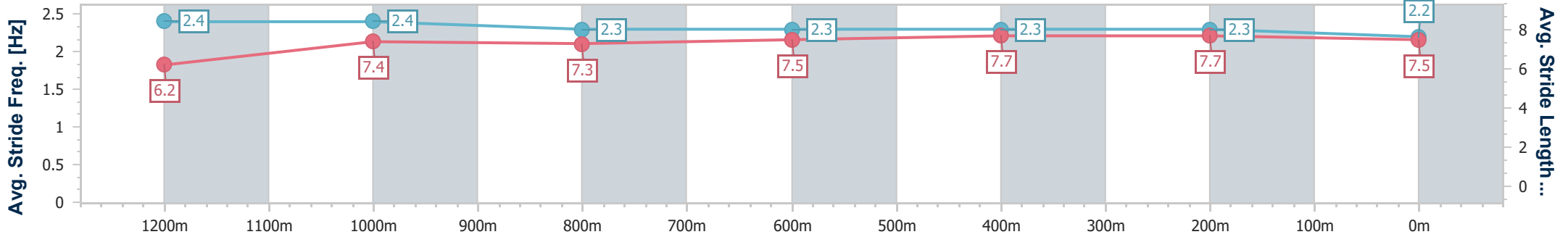
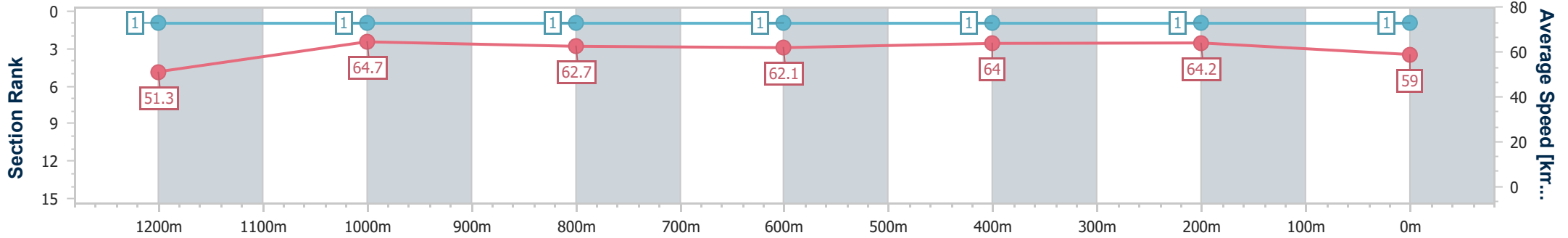
Rockhampton QLD Professional
 Race 7: MELBOURNE CUP DAY AT CALLAGHAN PARK Class 3
 Handicap - 1300m

29 August 2024 - 14:42

Track Rating: Soft 5, Weather: Fine, Rail Position: +8m Entire



Section	Overall	1200m	1000m	800m	600m	400m	200m
Section Times	1:16.08 [1] (0:07.14)	1:08.94 [1] (0:11.12)	0:57.82 [1] (0:11.45)	0:46.37 [1] (0:11.69)	0:34.68 [1] (0:11.28)	0:23.40 [1] (0:11.21)	0:12.19 [1] (0:12.19)
Average Speed [km/h]	51.3	64.7	62.7	62.1	64.0	64.2	59.0
Top Speed [km/h]	62.1	65.6	64.8	63.3	64.6	65.0	62.1
Avg. Dist. to Rail [m]	2.7	0.8	0.8	1.2	1.4	2.0	1.6
Avg. Stride Freq. [Hz]	2.4	2.4	2.3	2.3	2.3	2.3	2.2
Avg. Stride Length [m]	6.2	7.4	7.3	7.5	7.7	7.7	7.5



- [] Ranking at each section and finish
- .-.- No data available at this section
- NA No data available



Horse/Jockey Name	Bush Diamond
Final Rank	2
Fastest Section Time (Section)	0:07.30 (Overall)
Top Speed [km/h] (Section)	65.5 (600m)
Race State	Finished



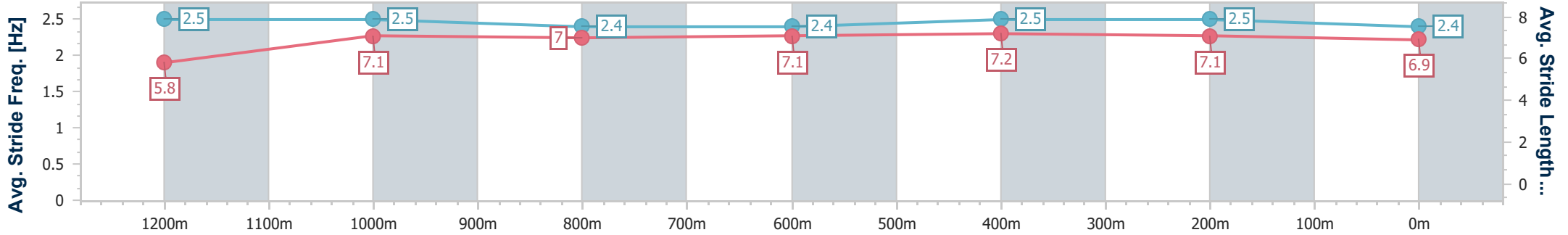
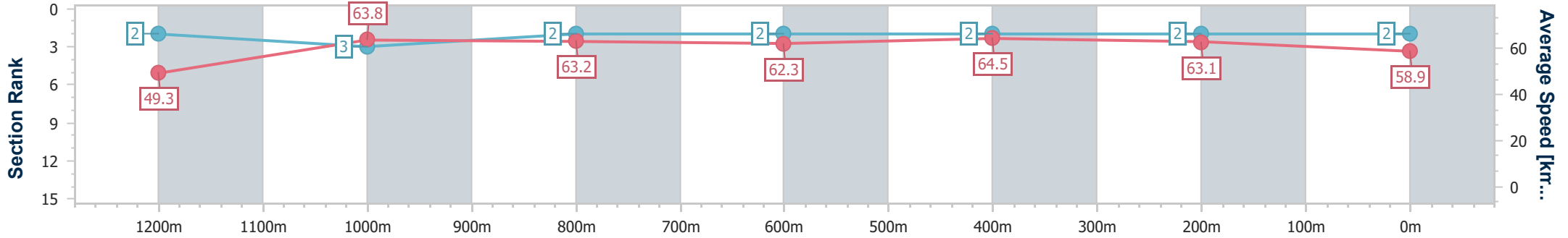
Rockhampton QLD Professional
Race 7: MELBOURNE CUP DAY AT CALLAGHAN PARK Class 3
Handicap - 1300m



29 August 2024 - 14:42

Track Rating: Soft 5, Weather: Fine, Rail Position: +8m Entire

Section	Overall	1200m	1000m	800m	600m	400m	200m
Section Times	1:16.48 [2] (0:07.30)	1:09.18 [2] (0:11.28)	0:57.90 [3] (0:11.36)	0:46.54 [2] (0:11.73)	0:34.81 [2] (0:11.21)	0:23.60 [2] (0:11.39)	0:12.21 [2] (0:12.21)
Average Speed [km/h]	49.3	63.8	63.2	62.3	64.5	63.1	58.9
Top Speed [km/h]	59.9	64.8	64.8	63.4	65.5	65.0	61.2
Avg. Dist. to Rail [m]	0.7	1.0	0.7	2.1	3.8	3.0	1.6
Avg. Stride Freq. [Hz]	2.5	2.5	2.4	2.4	2.5	2.5	2.4
Avg. Stride Length [m]	5.8	7.1	7.0	7.1	7.2	7.1	6.9



- [] Ranking at each section and finish
- .-.- No data available at this section
- NA No data available



Horse/Jockey Name	Bencoolen
Final Rank	3
Fastest Section Time (Section)	0:07.79 (Overall)
Top Speed [km/h] (Section)	67.1 (600m)
Race State	Finished



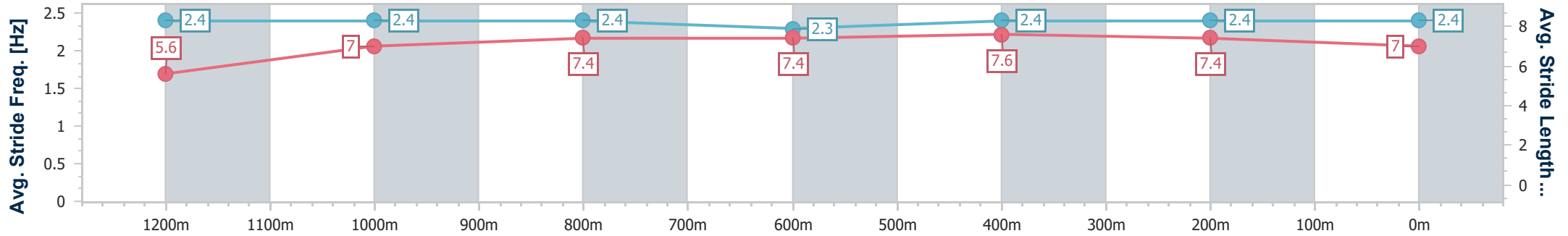
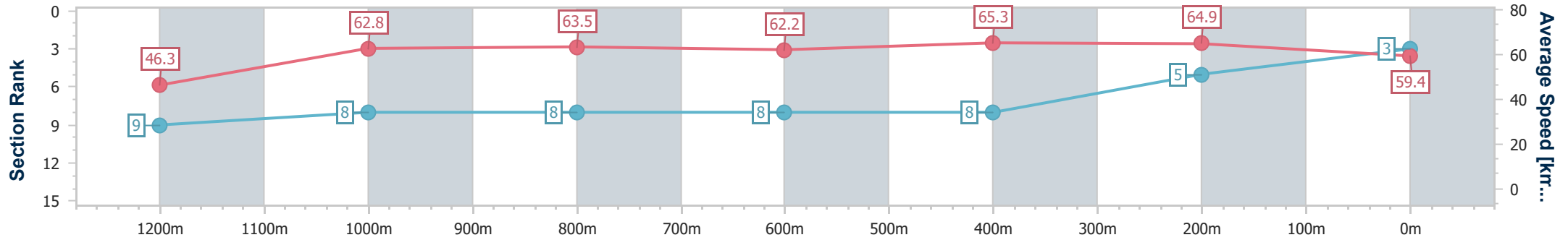
Rockhampton QLD Professional
Race 7: MELBOURNE CUP DAY AT CALLAGHAN PARK Class 3
Handicap - 1300m

29 August 2024 - 14:42

Track Rating: Soft 5, Weather: Fine, Rail Position: +8m Entire



Section	Overall	1200m	1000m	800m	600m	400m	200m
Section Times	1:16.55 [3] (0:07.79)	1:08.76 [9] (0:11.47)	0:57.29 [8] (0:11.34)	0:45.95 [8] (0:11.69)	0:34.26 [8] (0:11.03)	0:23.23 [8] (0:11.10)	0:12.13 [5]
Average Speed [km/h]	46.3	62.8	63.5	62.2	65.3	64.9	59.4
Top Speed [km/h]	59.0	66.1	64.4	64.1	67.1	66.5	62.5
Avg. Dist. to Rail [m]	2.7	0.6	0.5	1.3	3.3	5.5	5.0
Avg. Stride Freq. [Hz]	2.4	2.4	2.4	2.3	2.4	2.4	2.4
Avg. Stride Length [m]	5.6	7.0	7.4	7.4	7.6	7.4	7.0



- [] Ranking at each section and finish
- .-.- No data available at this section
- NA No data available



Horse/Jockey Name	Bold Hussar
Final Rank	4
Fastest Section Time (Section)	0:07.77 (Overall)
Top Speed [km/h] (Section)	67.0 (400m)
Race State	Finished



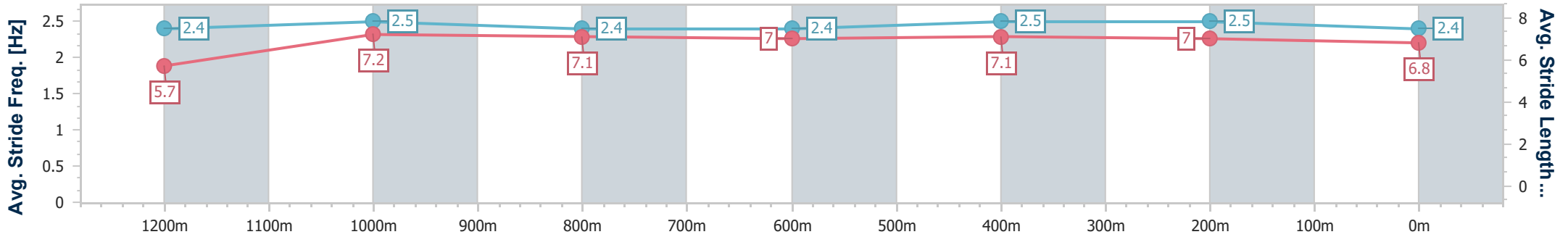
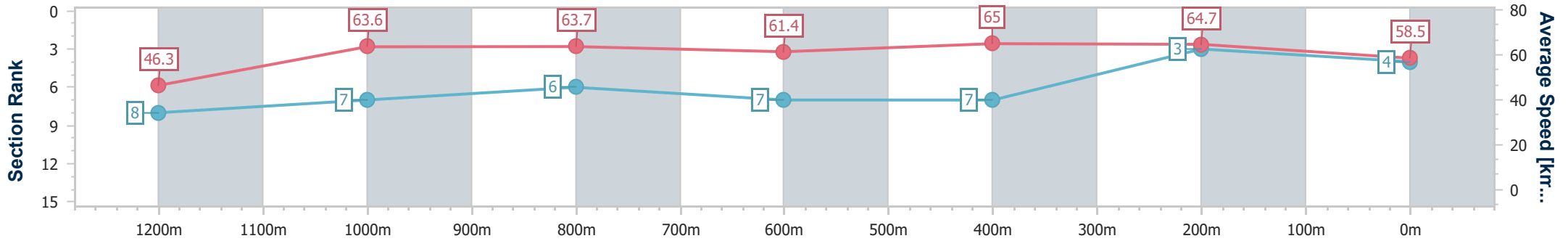
Rockhampton QLD Professional
 Race 7: MELBOURNE CUP DAY AT CALLAGHAN PARK Class 3
 Handicap - 1300m



29 August 2024 - 14:42

Track Rating: Soft 5, Weather: Fine, Rail Position: +8m Entire

Section	Overall	1200m	1000m	800m	600m	400m	200m
Section Times	1:16.67 [4] (0:07.77)	1:08.90 [8] (0:11.32)	0:57.58 [7] (0:11.28)	0:46.30 [6] (0:11.76)	0:34.54 [7] (0:11.09)	0:23.45 [7] (0:11.11)	0:12.34 [3] (0:12.34)
Average Speed [km/h]	46.3	63.6	63.7	61.4	65.0	64.7	58.5
Top Speed [km/h]	61.1	65.1	65.3	63.8	65.9	67.0	61.3
Avg. Dist. to Rail [m]	3.2	0.5	0.5	0.8	4.0	8.3	6.7
Avg. Stride Freq. [Hz]	2.4	2.5	2.4	2.4	2.5	2.5	2.4
Avg. Stride Length [m]	5.7	7.2	7.1	7.0	7.1	7.0	6.8



- [] Ranking at each section and finish
- .-.- No data available at this section
- NA No data available



Horse/Jockey Name	Connewarre
Final Rank	5
Fastest Section Time (Section)	0:07.63 (Overall)
Top Speed [km/h] (Section)	66.0 (600m)
Race State	Finished



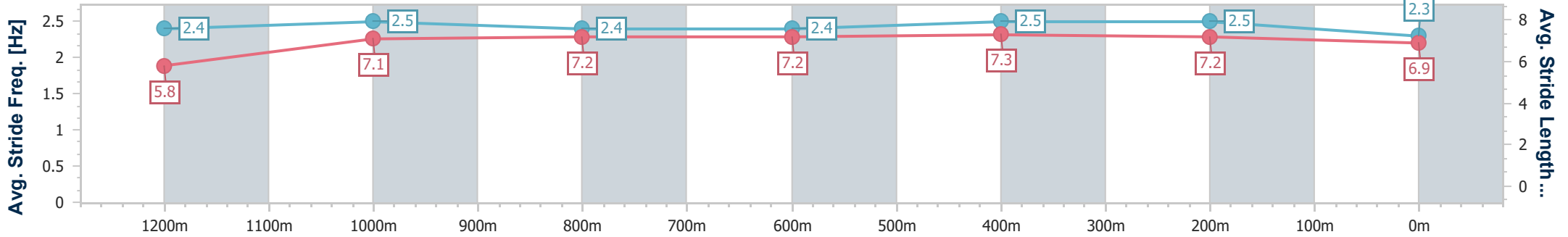
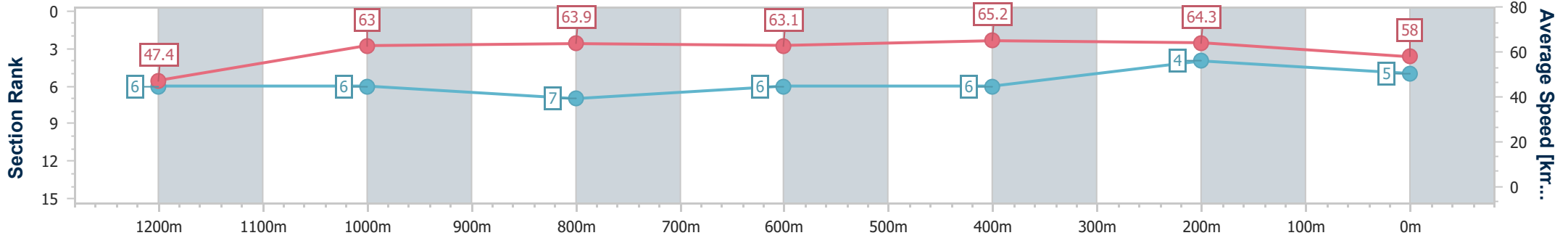
Rockhampton QLD Professional
 Race 7: MELBOURNE CUP DAY AT CALLAGHAN PARK Class 3
 Handicap - 1300m



29 August 2024 - 14:42

Track Rating: Soft 5, Weather: Fine, Rail Position: +8m Entire

Section	Overall	1200m	1000m	800m	600m	400m	200m
Section Times	1:16.79 [5] (0:07.63)	1:09.16 [6] (0:11.42)	0:57.74 [6] (0:11.33)	0:46.41 [7] (0:11.73)	0:34.68 [6] (0:11.08)	0:23.60 [6] (0:11.19)	0:12.41 [4] (0:12.41)
Average Speed [km/h]	47.4	63.0	63.9	63.1	65.2	64.3	58.0
Top Speed [km/h]	58.8	64.5	64.9	64.7	66.0	65.9	62.2
Avg. Dist. to Rail [m]	4.2	0.9	1.0	3.5	7.5	11.2	9.3
Avg. Stride Freq. [Hz]	2.4	2.5	2.4	2.4	2.5	2.5	2.3
Avg. Stride Length [m]	5.8	7.1	7.2	7.2	7.3	7.2	6.9



- [] Ranking at each section and finish
- .-.- No data available at this section
- NA No data available



Horse/Jockey Name	Noble Heart
Final Rank	6
Fastest Section Time (Section)	0:07.44 (Overall)
Top Speed [km/h] (Section)	65.6 (600m)
Race State	Finished



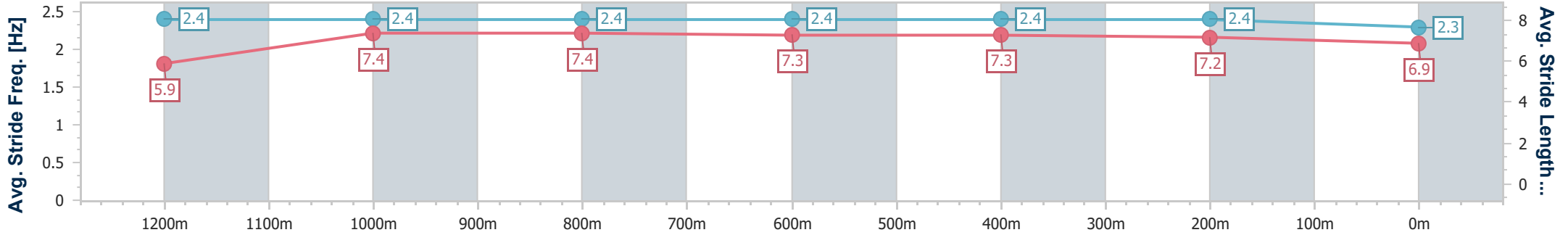
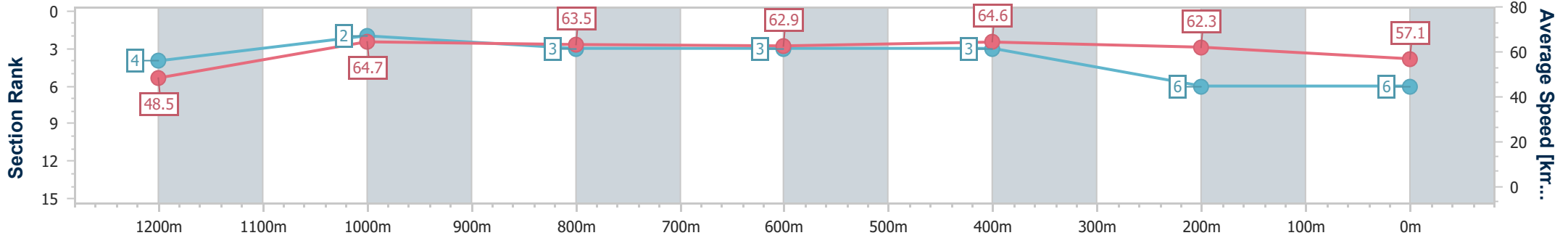
Rockhampton QLD Professional
 Race 7: MELBOURNE CUP DAY AT CALLAGHAN PARK Class 3
 Handicap - 1300m



29 August 2024 - 14:42

Track Rating: Soft 5, Weather: Fine, Rail Position: +8m Entire

Section	Overall	1200m	1000m	800m	600m	400m	200m
Section Times	1:17.09 [6] (0:07.44)	1:09.65 [4] (0:11.13)	0:58.52 [2] (0:11.41)	0:47.11 [3] (0:11.77)	0:35.34 [3] (0:11.18)	0:24.16 [3] (0:11.55)	0:12.61 [6] (0:12.61)
Average Speed [km/h]	48.5	64.7	63.5	62.9	64.6	62.3	57.1
Top Speed [km/h]	62.2	65.4	65.1	64.8	65.6	64.0	60.7
Avg. Dist. to Rail [m]	1.9	0.3	1.1	3.6	4.5	4.5	3.5
Avg. Stride Freq. [Hz]	2.4	2.4	2.4	2.4	2.4	2.4	2.3
Avg. Stride Length [m]	5.9	7.4	7.4	7.3	7.3	7.2	6.9



- [] Ranking at each section and finish
- .-.- No data available at this section
- NA No data available



Horse/Jockey Name	The Last Saga
Final Rank	7
Fastest Section Time (Section)	0:07.53 (Overall)
Top Speed [km/h] (Section)	65.5 (600m)
Race State	Finished



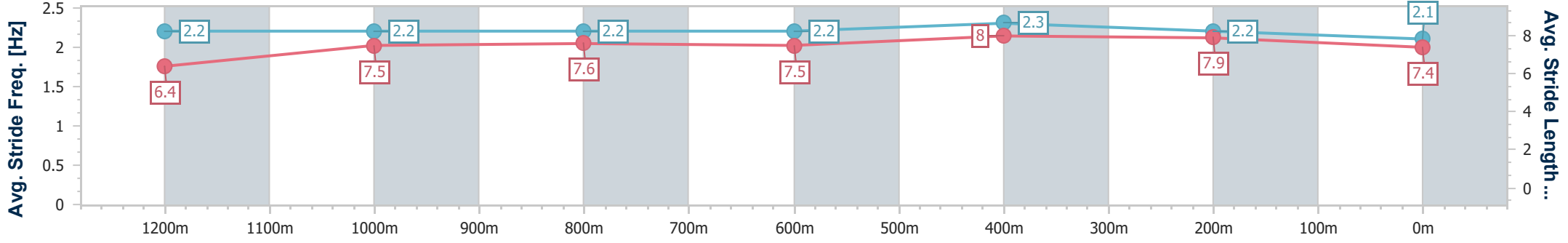
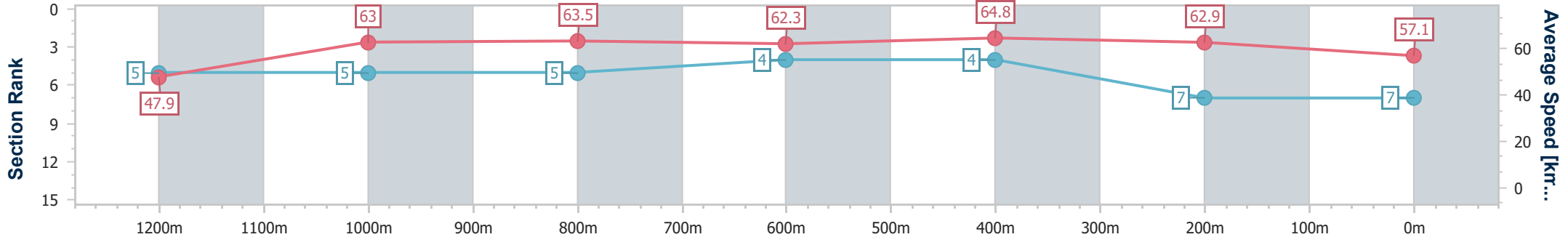
Rockhampton QLD Professional
Race 7: MELBOURNE CUP DAY AT CALLAGHAN PARK Class 3
Handicap - 1300m

29 August 2024 - 14:42

Track Rating: Soft 5, Weather: Fine, Rail Position: +8m Entire



Section	Overall	1200m	1000m	800m	600m	400m	200m
Section Times	1:17.11 [7] (0:07.53)	1:09.58 [5] (0:11.42)	0:58.16 [5] (0:11.30)	0:46.86 [5] (0:11.65)	0:35.21 [4] (0:11.13)	0:24.08 [4] (0:11.46)	0:12.62 [7] (0:12.62)
Average Speed [km/h]	47.9	63.0	63.5	62.3	64.8	62.9	57.1
Top Speed [km/h]	59.4	65.0	64.7	64.3	65.5	65.3	60.0
Avg. Dist. to Rail [m]	1.1	0.8	0.8	1.4	3.7	5.8	5.3
Avg. Stride Freq. [Hz]	2.2	2.2	2.2	2.2	2.3	2.2	2.1
Avg. Stride Length [m]	6.4	7.5	7.6	7.5	8.0	7.9	7.4



- [] Ranking at each section and finish
- .-.- No data available at this section
- NA No data available



Horse/Jockey Name	Hangin' Around
Final Rank	8
Fastest Section Time (Section)	0:07.34 (Overall)
Top Speed [km/h] (Section)	65.7 (600m)
Race State	Finished



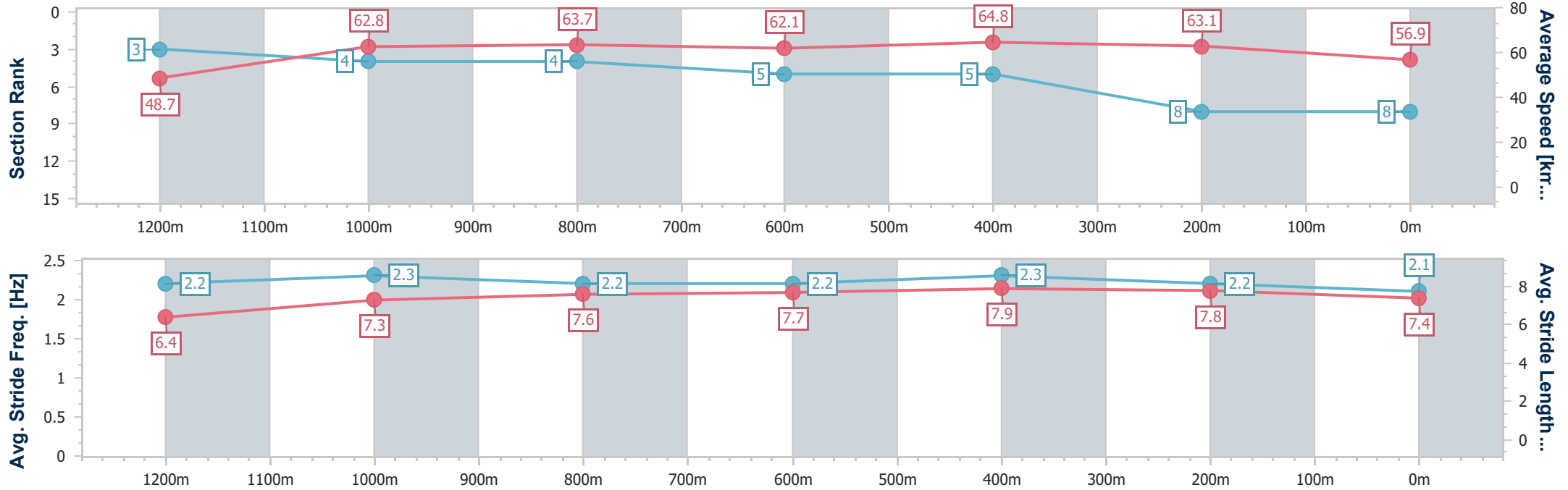
Rockhampton QLD Professional
Race 7: MELBOURNE CUP DAY AT CALLAGHAN PARK Class 3
Handicap - 1300m



29 August 2024 - 14:42

Track Rating: Soft 5, Weather: Fine, Rail Position: +8m Entire

Section	Overall	1200m	1000m	800m	600m	400m	200m
Section Times	1:17.17 [8] (0:07.34)	1:09.83 [3] (0:11.45)	0:58.38 [4] (0:11.34)	0:47.04 [4] (0:11.85)	0:35.19 [5] (0:11.12)	0:24.07 [5] (0:11.42)	0:12.65 [8] (0:12.65)
Average Speed [km/h]	48.7	62.8	63.7	62.1	64.8	63.1	56.9
Top Speed [km/h]	60.7	64.1	64.8	63.0	65.7	65.2	60.6
Avg. Dist. to Rail [m]	1.1	0.2	0.5	2.6	5.3	8.3	8.4
Avg. Stride Freq. [Hz]	2.2	2.3	2.2	2.2	2.3	2.2	2.1
Avg. Stride Length [m]	6.4	7.3	7.6	7.7	7.9	7.8	7.4



- [] Ranking at each section and finish
- .-.- No data available at this section
- NA No data available



Horse/Jockey Name	Shadow Project
Final Rank	9
Fastest Section Time (Section)	0:07.92 (Overall)
Top Speed [km/h] (Section)	66.4 (600m)
Race State	Finished



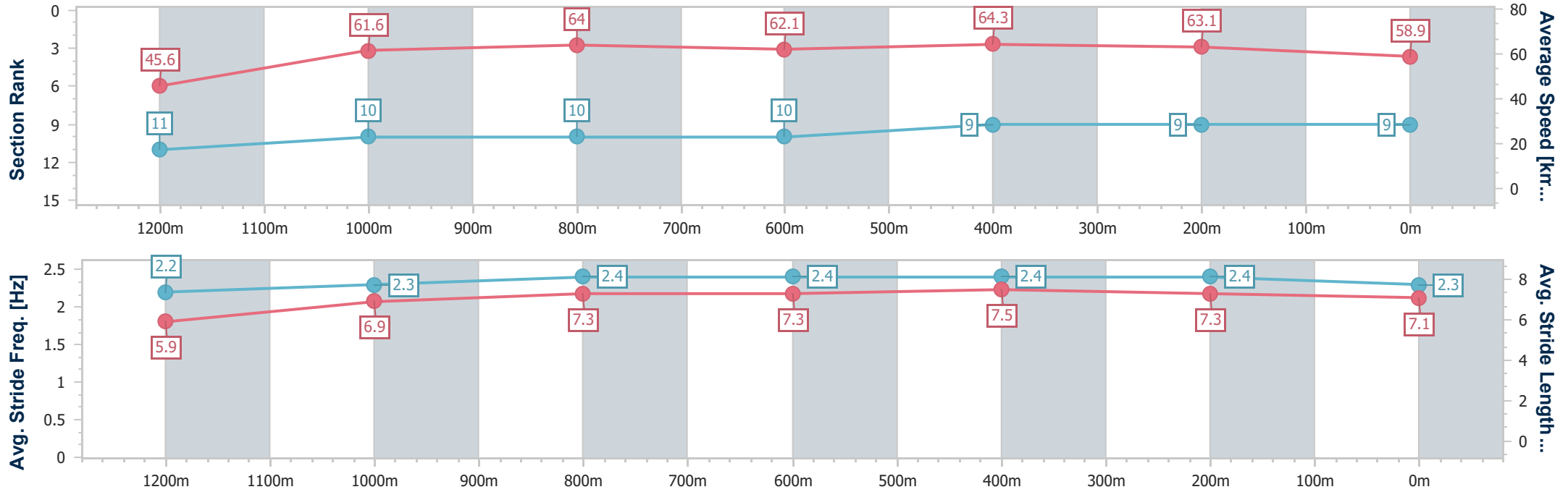
Rockhampton QLD Professional
 Race 7: MELBOURNE CUP DAY AT CALLAGHAN PARK Class 3
 Handicap - 1300m

29 August 2024 - 14:42

Track Rating: Soft 5, Weather: Fine, Rail Position: +8m Entire



Section	Overall	1200m	1000m	800m	600m	400m	200m
Section Times	1:17.56 [9] (0:07.92)	1:09.64 [11] (0:11.69)	0:57.95 [10] (0:11.27)	0:46.68 [10] (0:11.82)	0:34.86 [10] (0:11.22)	0:23.64 [9] (0:11.41)	0:12.23 [9] (0:12.23)
Average Speed [km/h]	45.6	61.6	64.0	62.1	64.3	63.1	58.9
Top Speed [km/h]	59.4	64.9	65.3	64.0	66.4	66.3	61.0
Avg. Dist. to Rail [m]	6.4	0.3	0.6	2.5	4.0	4.1	5.3
Avg. Stride Freq. [Hz]	2.2	2.3	2.4	2.4	2.4	2.4	2.3
Avg. Stride Length [m]	5.9	6.9	7.3	7.3	7.5	7.3	7.1



- [] Ranking at each section and finish
- .-.- No data available at this section
- NA No data available



Horse/Jockey Name	Kirella Shores
Final Rank	10
Fastest Section Time (Section)	0:07.66 (Overall)
Top Speed [km/h] (Section)	65.9 (600m)
Race State	Finished



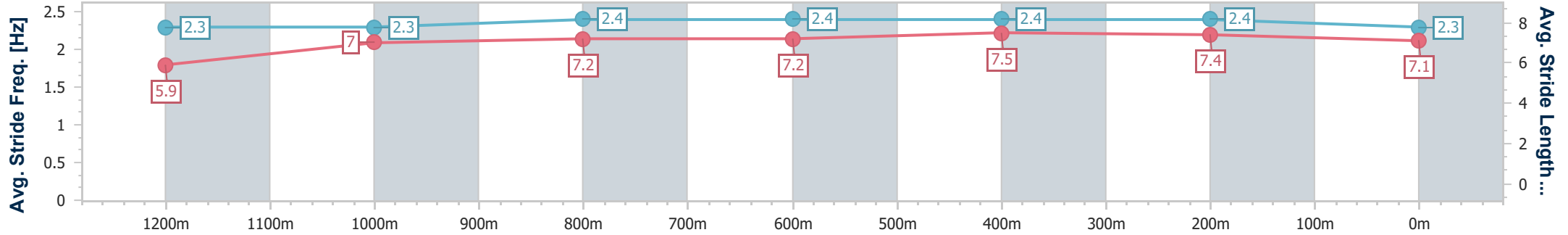
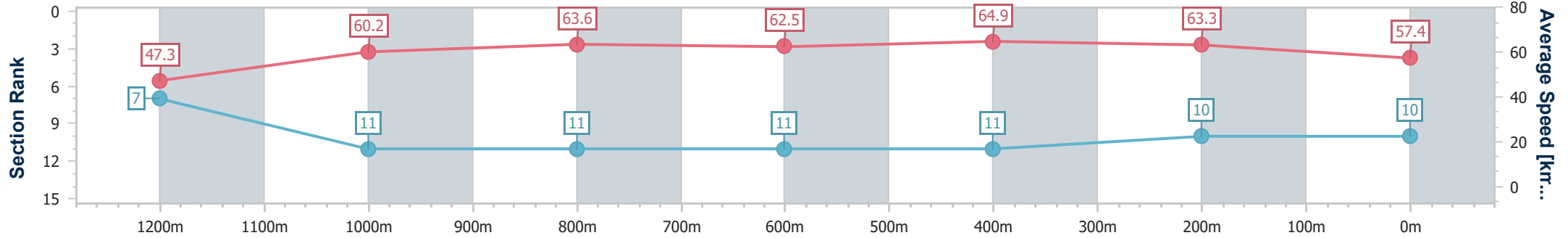
Rockhampton QLD Professional
 Race 7: MELBOURNE CUP DAY AT CALLAGHAN PARK Class 3
 Handicap - 1300m



29 August 2024 - 14:42

Track Rating: Soft 5, Weather: Fine, Rail Position: +8m Entire

Section	Overall	1200m	1000m	800m	600m	400m	200m
Section Times	1:17.92 [10] (0:07.66)	1:10.26 [7] (0:11.96)	0:58.30 [11] (0:11.40)	0:46.90 [11] (0:11.85)	0:35.05 [11] (0:11.13)	0:23.92 [11] (0:11.39)	0:12.53 [10] (0:12.53)
Average Speed [km/h]	47.3	60.2	63.6	62.5	64.9	63.3	57.4
Top Speed [km/h]	56.7	63.8	64.4	63.7	65.9	65.9	60.8
Avg. Dist. to Rail [m]	5.8	1.5	1.1	3.5	6.1	6.5	6.9
Avg. Stride Freq. [Hz]	2.3	2.3	2.4	2.4	2.4	2.4	2.3
Avg. Stride Length [m]	5.9	7.0	7.2	7.2	7.5	7.4	7.1



- [] Ranking at each section and finish
- .-.- No data available at this section
- NA No data available



Horse/Jockey Name	Lady Townson
Final Rank	11
Fastest Section Time (Section)	0:07.84 (Overall)
Top Speed [km/h] (Section)	65.6 (1200m)
Race State	Finished



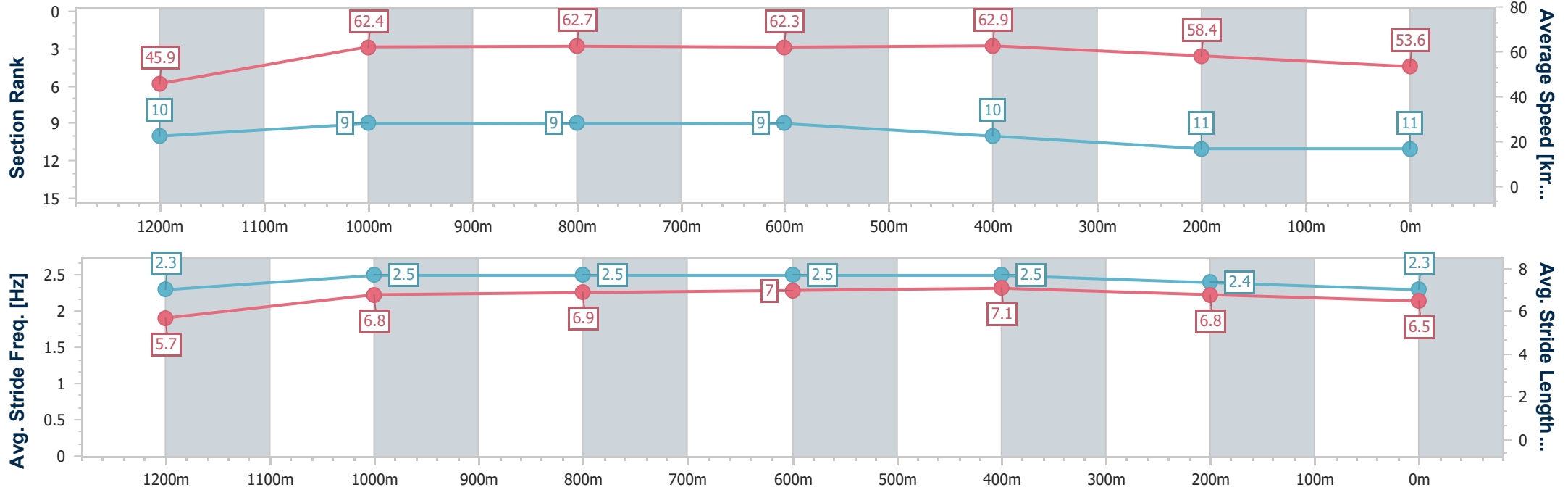
Rockhampton QLD Professional
 Race 7: MELBOURNE CUP DAY AT CALLAGHAN PARK Class 3
 Handicap - 1300m



29 August 2024 - 14:42

Track Rating: Soft 5, Weather: Fine, Rail Position: +8m Entire

Section	Overall	1200m	1000m	800m	600m	400m	200m
Section Times	1:19.70 [11] (0:07.84)	1:11.86 [10] (0:11.51)	1:00.35 [9] (0:11.44)	0:48.91 [9] (0:11.68)	0:37.23 [9] (0:11.46)	0:25.77 [10] (0:12.34)	0:13.43 [11] (0:13.43)
Average Speed [km/h]	45.9	62.4	62.7	62.3	62.9	58.4	53.6
Top Speed [km/h]	58.0	65.6	63.7	63.5	63.7	62.2	57.6
Avg. Dist. to Rail [m]	1.1	1.6	0.8	1.4	2.2	3.8	4.6
Avg. Stride Freq. [Hz]	2.3	2.5	2.5	2.5	2.5	2.4	2.3
Avg. Stride Length [m]	5.7	6.8	6.9	7.0	7.1	6.8	6.5



- [] Ranking at each section and finish
- .-.- No data available at this section
- NA No data available

Rockhampton QLD Professional

Race 8: CAPRICORN SURVEY GROUP RATINGS BAND 0 - 55 Handicap - 1500m

29 August 2024 - 15:18

Track Rating: Soft 5, Weather: Fine, Rail Position: +8m Entire

Section		Overall	1400m	1200m	1000m	800m	600m	400m	Last 600m				
Field Times		1:29.40 (0:07.86)	1:21.54 (0:11.19)	1:10.35 (0:11.19)	0:59.16 (0:11.72)	0:47.44 (0:12.04)	0:35.40 (0:11.46)	0:23.94 (0:11.45)	0:35.40				
Rank	TAB Horse/Jockey	Barrier	Top Speed [km/h]	Fastest Section									Distance Travelled [m]
1	4 REPLACE THE ACE Justin Huxtable	4	66.2	0:07.86	1:29.40 [1] (0:07.86)	1:21.54 [1] (0:11.19)	1:10.35 [1] (0:11.26)	0:59.09 [2] (0:11.65)	0:47.44 [1] (0:12.04)	0:35.40 [1] (0:11.46)	0:23.94 [1] (0:11.45)	0:35.40	
2	7 STREET GLORY Ryan Wiggins	1	64.8	0:07.86	1:29.67 [2] (0:07.86)	1:21.81 [1] (0:11.38)	1:10.43 [4] (0:11.44)	0:58.99 [4] (0:11.65)	0:47.34 [4] (0:12.06)	0:35.28 [3] (0:11.45)	0:23.83 [3] (0:11.41)	0:35.28	+1
3	8 WHATJEUDOIN' Melea Castle	3	65.9	0:08.23	1:29.98 [3] (0:08.23)	1:21.75 [9] (0:11.22)	1:10.53 [7] (0:11.50)	0:59.03 [7] (0:11.60)	0:47.43 [7] (0:12.03)	0:35.40 [5] (0:11.61)	0:23.79 [6] (0:11.61)	0:35.40	+1
4	6 GLEEFILLY Jackson Murphy	5	64.2	0:08.20	1:30.21 [4] (0:08.20)	1:22.01 [7] (0:11.49)	1:10.52 [8] (0:11.63)	0:58.89 [9] (0:11.62)	0:47.27 [9] (0:12.01)	0:35.26 [9] (0:11.48)	0:23.78 [9] (0:11.44)	0:35.26	+1
5	2 GENERAL WOLFFE Ashley Butler	8	64.7	0:08.20	1:30.40 [5] (0:08.20)	1:22.20 [7] (0:11.65)	1:10.55 [9] (0:11.45)	0:59.10 [8] (0:11.63)	0:47.47 [8] (0:11.97)	0:35.50 [8] (0:11.53)	0:23.97 [8] (0:11.63)	0:35.50	+5
6	3 YULE MY HERO Adrian Layt	2	66.8	0:07.93	1:30.50 [6] (0:07.93)	1:22.57 [3] (0:11.30)	1:11.27 [3] (0:11.34)	0:59.93 [3] (0:11.73)	0:48.20 [3] (0:12.19)	0:36.01 [4] (0:11.53)	0:24.48 [4] (0:11.64)	0:36.01	+4
7	9 DOONA Samantha Collett	9	65.4	0:08.62	1:30.80 [7] (0:08.62)	1:22.18 [11] (0:11.28)	1:10.90 [10] (0:11.76)	0:59.14 [11] (0:11.54)	0:47.60 [10] (0:11.97)	0:35.63 [10] (0:11.44)	0:24.19 [10] (0:11.73)	0:35.63	+4
8	11 FLAMENCO ROSE Tahlia Fenlon	13	64.5	0:07.96	1:30.98 [8] (0:07.96)	1:23.02 [4] (0:11.41)	1:11.61 [5] (0:11.45)	1:00.16 [6] (0:11.71)	0:48.45 [6] (0:12.10)	0:36.35 [6] (0:11.54)	0:24.81 [5] (0:11.76)	0:36.35	+8
9	10 ANOTHER DIMENSION Georgina Cartwright	10	65.3	0:08.59	1:30.99 [9] (0:08.59)	1:22.40 [10] (0:11.41)	1:10.99 [11] (0:11.62)	0:59.37 [10] (0:11.60)	0:47.77 [11] (0:12.35)	0:35.42 [12] (0:11.51)	0:23.91 [12] (0:11.53)	0:35.42	+9
10	1 BLUE AS Justin Stanley	7	67.2	0:08.19	1:31.04 [10] (0:08.19)	1:22.85 [6] (0:11.02)	1:11.83 [2] (0:11.03)	1:00.80 [1] (0:11.75)	0:49.05 [2] (0:12.19)	0:36.86 [2] (0:11.57)	0:25.29 [2] (0:12.08)	0:36.86	+5



Rockhampton QLD Professional

Race 8: CAPRICORN SURVEY GROUP RATINGS BAND 0 - 55 Handicap - 1500m

29 August 2024 - 15:18



Track Rating: Soft 5, Weather: Fine, Rail Position: +8m Entire

Section		Overall	1400m	1200m	1000m	800m	600m	400m	Last 600m
Field Times		1:29.40 (0:07.86)	1:21.54 (0:11.19)	1:10.35 (0:11.19)	0:59.16 (0:11.72)	0:47.44 (0:12.04)	0:35.40 (0:11.46)	0:23.94 (0:11.45)	0:35.40

Rank	TAB	Horse/Jockey	Barrier	Top Speed [km/h]	Fastest Section	Overall	1400m	1200m	1000m	800m	600m	400m	Last 600m	Distance Travelled [m]
11	12	DOOM DIVA Sean Cormack	11	65.0	0:08.84	1:31.08 [11] (0:08.84)	1:22.24 [12] (0:11.39)	1:10.85 [12] (0:11.66)	0:59.19 [12] (0:11.52)	0:47.67 [12] (0:11.90)	0:35.77 [11] (0:11.46)	0:24.31 [11] (0:11.71)	0:35.77	+2
12	13	VOLARCHI Ron Stewart	6	64.2	0:08.02	1:31.58 [12] (0:08.02)	1:23.56 [5] (0:11.43)	1:12.13 [6] (0:11.34)	1:00.79 [5] (0:11.65)	0:49.14 [5] (0:12.20)	0:36.94 [7] (0:11.66)	0:25.28 [7] (0:12.05)	0:36.94	+3
13	5	ENTERPRISE SUCCESS Warwick Satherley	12	64.0	0:08.93	1:33.18 [13] (0:08.93)	1:24.25 [13] (0:11.86)	1:12.39 [13] (0:11.67)	1:00.72 [13] (0:11.61)	0:49.11 [13] (0:11.93)	0:37.18 [13] (0:11.64)	0:25.54 [13] (0:11.89)	0:37.18	+4

[] Ranking at each section and finish
 -:-:- No data available at this section
 NA No data available

SCN Saddle cloth number
 DNF Did not finish
 DNT Did not track



Rockhampton QLD Professional

Race 8: CAPRICORN SURVEY GROUP RATINGS BAND 0 - 55 Handicap - 1500m

29 August 2024 - 15:18



Track Rating: Soft 5, Weather: Fine, Rail Position: +8m Entire

Section							200m			Last 600m
Field Times							0:12.49			0:35.40
							(0:12.49)			
Rank	TAB	Horse/Jockey	Barrier	Top Speed [km/h]	Fastest Section	Margin			Distance Travelled [m]	
1	4	REPLACE THE ACE Justin Huxtable	4	66.2 1400m	0:07.86 Overall	0:12.49 [1] (0:12.49)	1:29.40		0:35.40	
2	7	STREET GLORY Ryan Wiggins	1	64.8 1400m	0:07.86 Overall	0:12.42 [2] (0:12.42)	1.54L		0:35.28 +1	
3	8	WHATJEUDOIN' Melea Castle	3	65.9 1400m	0:08.23 Overall	0:12.18 [4] (0:12.18)	3.41L		0:35.40 +1	
4	6	GLEEFILLY Jackson Murphy	5	64.2 1400m	0:08.20 Overall	0:12.34 [6] (0:12.34)	4.73L		0:35.26 +1	
5	2	GENERAL WOLFFE Ashley Butler	8	64.7 1400m	0:08.20 Overall	0:12.34 [8] (0:12.34)	5.85L		0:35.50 +5	
6	3	YULE MY HERO Adrian Layt	2	66.8 1400m	0:07.93 Overall	0:12.84 [3] (0:12.84)	6.48L		0:36.01 +4	
7	9	DOONA Samantha Collett	9	65.4 1400m	0:08.62 Overall	0:12.46 [9] (0:12.46)	8.23L		0:35.63 +4	
8	11	FLAMENCO ROSE Tahlia Fenlon	13	64.5 1400m	0:07.96 Overall	0:13.05 [7] (0:13.05)	9.28L		0:36.35 +8	
9	10	ANOTHER DIMENSION Georgina Cartwright	10	65.3 1400m	0:08.59 Overall	0:12.38 [12] (0:12.38)	9.32L		0:35.42 +9	
10	1	BLUE AS Justin Stanley	7	67.2 1400m	0:08.19 Overall	0:13.21 [5] (0:13.21)	9.6L		0:36.86 +5	

[] Ranking at each section and finish
 -:-:- No data available at this section
 NA No data available

SCN Saddle cloth number
 DNF Did not finish
 DNT Did not track



Rockhampton QLD Professional

Race 8: CAPRICORN SURVEY GROUP RATINGS BAND 0 - 55 Handicap - 1500m

29 August 2024 - 15:18



Track Rating: Soft 5, Weather: Fine, Rail Position: +8m Entire

Section				200m				Last 600m		
Field Times				0:12.49 (0:12.49)				0:35.40		
Rank	TAB	Horse/Jockey	Barrier	Top Speed [km/h]	Fastest Section	Margin			Distance Travelled [m]	
11	12	DOOM DIVA	11	65.0	0:08.84	0:12.60 [11]	9.85L		0:35.77	+2
		Sean Cormack		1400m	Overall	(0:12.60)				
12	13	VOLARCHI	6	64.2	0:08.02	0:13.23 [10]	12.79L		0:36.94	+3
		Ron Stewart		1400m	Overall	(0:13.23)				
13	5	ENTERPRISE SUCCESS	12	64.0	0:08.93	0:13.65 [13]	22.24L		0:37.18	+4
		Warwick Satherley		1000m	Overall	(0:13.65)				

[] Ranking at each section and finish
 -:-:- No data available at this section
 NA No data available

SCN Saddle cloth number
 DNF Did not finish
 DNT Did not track



Horse/Jockey Name	Replace The Ace
Final Rank	1
Fastest Section Time (Section)	0:07.86 (Overall)
Top Speed [km/h] (Section)	66.2 (1400m)
Race State	Finished



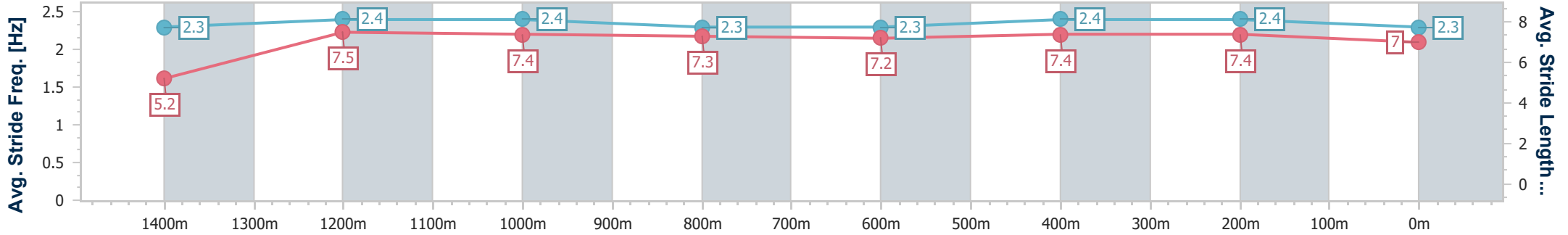
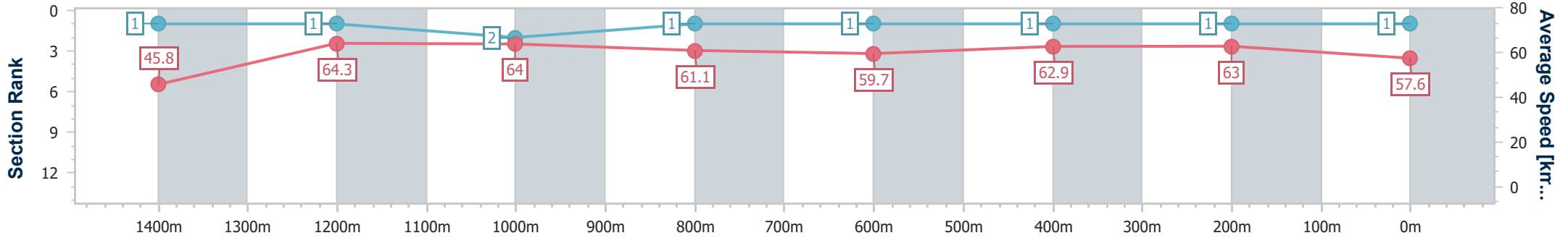
Rockhampton QLD Professional
Race 8: CAPRICORN SURVEY GROUP RATINGS BAND 0 - 55
Handicap - 1500m

29 August 2024 - 15:18

Track Rating: Soft 5, Weather: Fine, Rail Position: +8m Entire



Section	Overall	1400m	1200m	1000m	800m	600m	400m	200m
Section Times	1:29.40 [1] (0:07.86)	1:21.54 [1] (0:11.19)	1:10.35 [1] (0:11.26)	0:59.09 [2] (0:11.65)	0:47.44 [1] (0:12.04)	0:35.40 [1] (0:11.46)	0:23.94 [1] (0:11.45)	0:12.49 [1] (0:12.49)
Average Speed [km/h]	45.8	64.3	64.0	61.1	59.7	62.9	63.0	57.6
Top Speed [km/h]	60.6	66.2	65.5	64.7	61.2	65.3	65.3	61.0
Avg. Dist. to Rail [m]	2.3	1.0	0.8	1.5	0.5	1.3	1.5	0.6
Avg. Stride Freq. [Hz]	2.3	2.4	2.4	2.3	2.3	2.4	2.4	2.3
Avg. Stride Length [m]	5.2	7.5	7.4	7.3	7.2	7.4	7.4	7.0



- [] Ranking at each section and finish
- .-.- No data available at this section
- NA No data available



Horse/Jockey Name	Street Glory
Final Rank	2
Fastest Section Time (Section)	0:07.86 (Overall)
Top Speed [km/h] (Section)	64.8 (1400m)
Race State	Finished



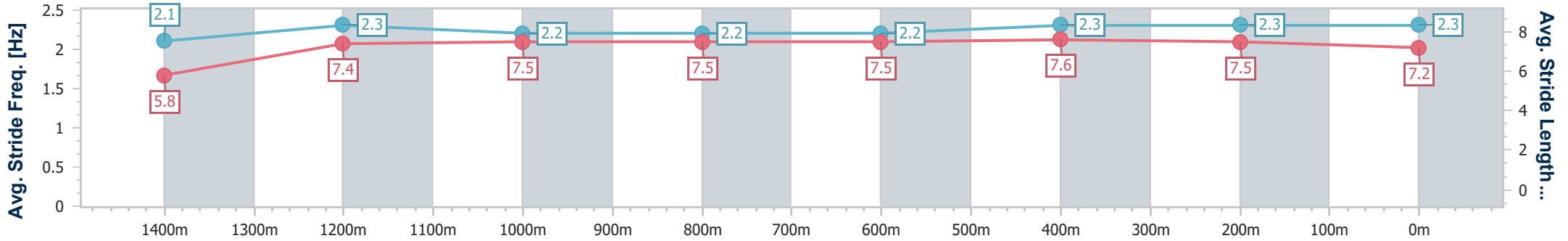
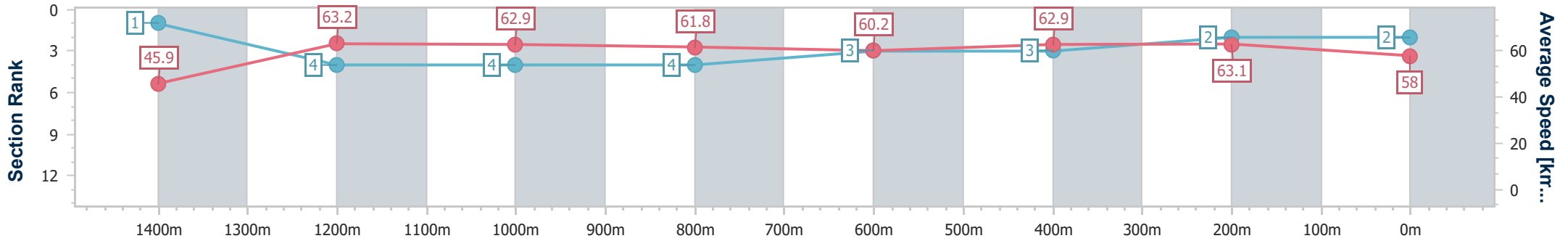
Rockhampton QLD Professional
 Race 8: CAPRICORN SURVEY GROUP RATINGS BAND 0 - 55
 Handicap - 1500m



29 August 2024 - 15:18

Track Rating: Soft 5, Weather: Fine, Rail Position: +8m Entire

Section	Overall	1400m	1200m	1000m	800m	600m	400m	200m
Section Times	1:29.67 [2] (0:07.86)	1:21.81 [1] (0:11.38)	1:10.43 [4] (0:11.44)	0:58.99 [4] (0:11.65)	0:47.34 [4] (0:12.06)	0:35.28 [3] (0:11.45)	0:23.83 [3] (0:11.41)	0:12.42 [2] (0:12.42)
Average Speed [km/h]	45.9	63.2	62.9	61.8	60.2	62.9	63.1	58.0
Top Speed [km/h]	61.8	64.8	63.6	63.7	61.1	64.4	64.5	60.7
Avg. Dist. to Rail [m]	0.7	0.9	0.8	0.5	1.3	1.5	1.4	1.8
Avg. Stride Freq. [Hz]	2.1	2.3	2.2	2.2	2.2	2.3	2.3	2.3
Avg. Stride Length [m]	5.8	7.4	7.5	7.5	7.5	7.6	7.5	7.2



- [] Ranking at each section and finish
- .-.- No data available at this section
- NA No data available



Horse/Jockey Name	Whatjeudoin'
Final Rank	3
Fastest Section Time (Section)	0:08.23 (Overall)
Top Speed [km/h] (Section)	65.9 (1400m)
Race State	Finished



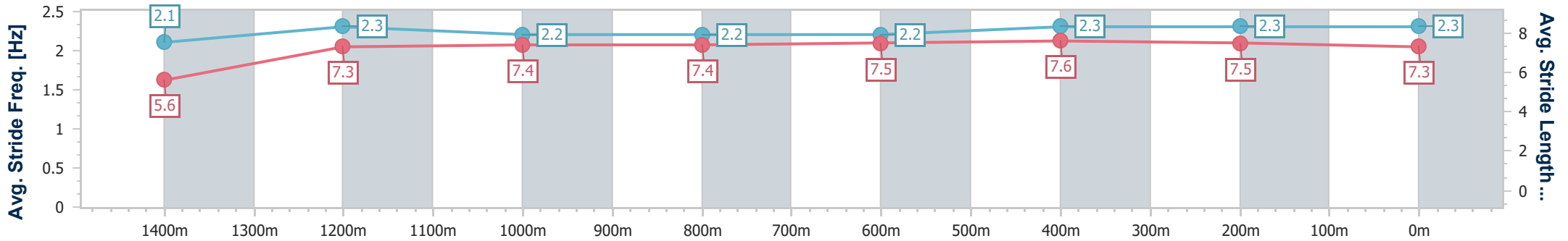
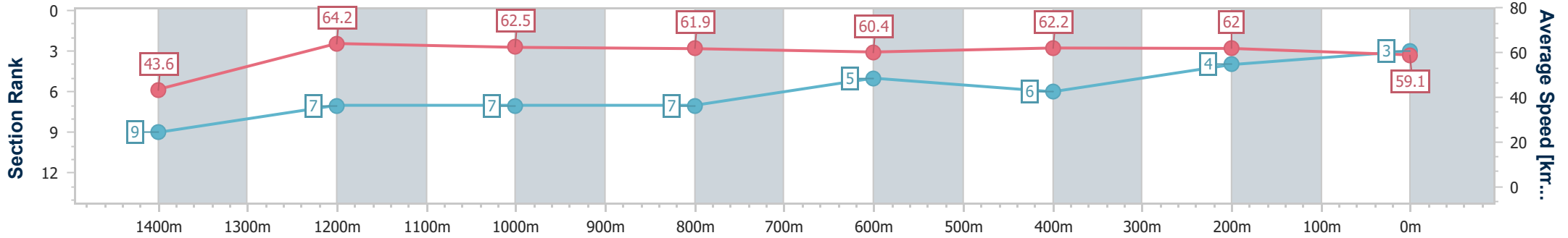
Rockhampton QLD Professional
Race 8: CAPRICORN SURVEY GROUP RATINGS BAND 0 - 55
Handicap - 1500m

29 August 2024 - 15:18

Track Rating: Soft 5, Weather: Fine, Rail Position: +8m Entire



Section	Overall	1400m	1200m	1000m	800m	600m	400m	200m
Section Times	1:29.98 [3] (0:08.23)	1:21.75 [9] (0:11.22)	1:10.53 [7] (0:11.50)	0:59.03 [7] (0:11.60)	0:47.43 [7] (0:12.03)	0:35.40 [5] (0:11.61)	0:23.79 [6] (0:11.61)	0:12.18 [4] (0:12.18)
Average Speed [km/h]	43.6	64.2	62.5	61.9	60.4	62.2	62.0	59.1
Top Speed [km/h]	60.1	65.9	63.5	63.6	61.5	63.2	62.8	61.5
Avg. Dist. to Rail [m]	1.2	1.0	1.0	0.7	1.3	1.8	0.6	0.6
Avg. Stride Freq. [Hz]	2.1	2.3	2.2	2.2	2.2	2.3	2.3	2.3
Avg. Stride Length [m]	5.6	7.3	7.4	7.4	7.5	7.6	7.5	7.3



- [] Ranking at each section and finish
- .-.- No data available at this section
- NA No data available



Horse/Jockey Name	Gleefilly
Final Rank	4
Fastest Section Time (Section)	0:08.20 (Overall)
Top Speed [km/h] (Section)	64.2 (1400m)
Race State	Finished



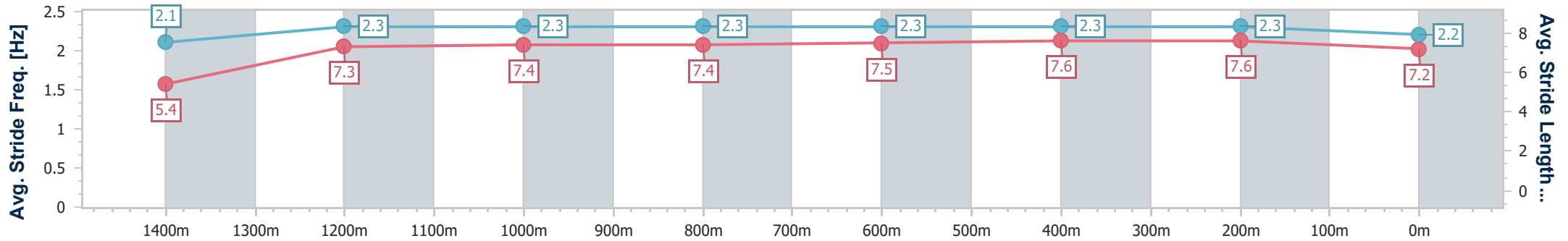
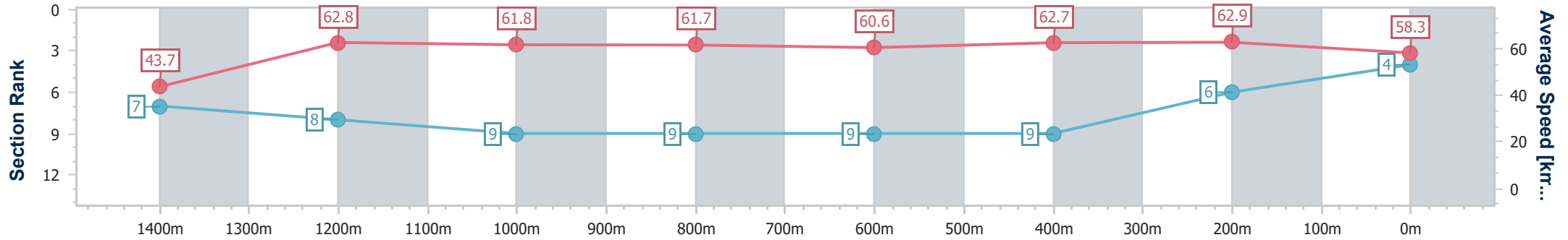
Rockhampton QLD Professional
 Race 8: CAPRICORN SURVEY GROUP RATINGS BAND 0 - 55
 Handicap - 1500m

29 August 2024 - 15:18

Track Rating: Soft 5, Weather: Fine, Rail Position: +8m Entire



Section	Overall	1400m	1200m	1000m	800m	600m	400m	200m
Section Times	1:30.21 [4] (0:08.20)	1:22.01 [7] (0:11.49)	1:10.52 [8] (0:11.63)	0:58.89 [9] (0:11.62)	0:47.27 [9] (0:12.01)	0:35.26 [9] (0:11.48)	0:23.78 [9] (0:11.44)	0:12.34 [6] (0:12.34)
Average Speed [km/h]	43.7	62.8	61.8	61.7	60.6	62.7	62.9	58.3
Top Speed [km/h]	59.6	64.2	63.4	63.6	62.2	63.4	63.8	61.3
Avg. Dist. to Rail [m]	2.3	0.2	1.0	1.0	1.2	2.1	3.4	4.6
Avg. Stride Freq. [Hz]	2.1	2.3	2.3	2.3	2.3	2.3	2.3	2.2
Avg. Stride Length [m]	5.4	7.3	7.4	7.4	7.5	7.6	7.6	7.2



- [] Ranking at each section and finish
- .-.- No data available at this section
- NA No data available



Horse/Jockey Name	General Wolffe
Final Rank	5
Fastest Section Time (Section)	0:08.20 (Overall)
Top Speed [km/h] (Section)	64.7 (1400m)
Race State	Finished



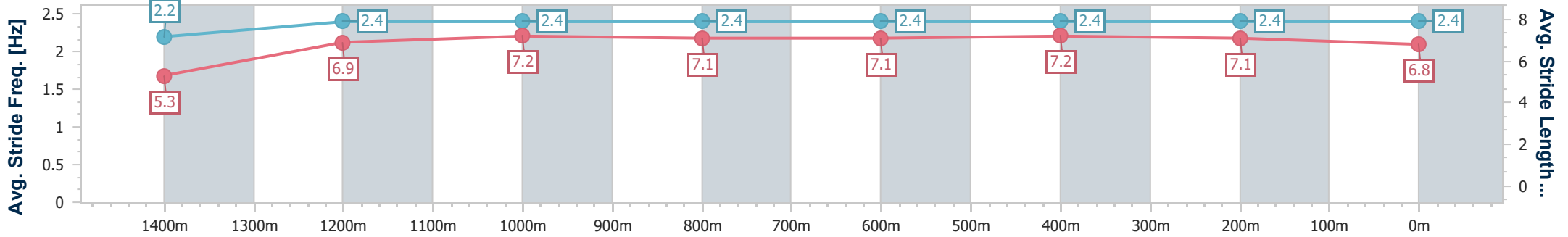
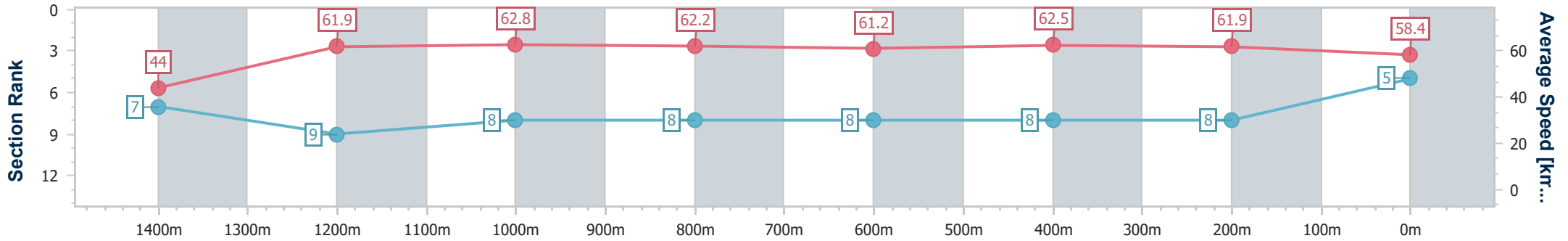
Rockhampton QLD Professional
 Race 8: CAPRICORN SURVEY GROUP RATINGS BAND 0 - 55
 Handicap - 1500m

29 August 2024 - 15:18

Track Rating: Soft 5, Weather: Fine, Rail Position: +8m Entire



Section	Overall	1400m	1200m	1000m	800m	600m	400m	200m
Section Times	1:30.40 [5] (0:08.20)	1:22.20 [7] (0:11.65)	1:10.55 [9] (0:11.45)	0:59.10 [8] (0:11.63)	0:47.47 [8] (0:11.97)	0:35.50 [8] (0:11.53)	0:23.97 [8] (0:11.63)	0:12.34 [8] (0:12.34)
Average Speed [km/h]	44.0	61.9	62.8	62.2	61.2	62.5	61.9	58.4
Top Speed [km/h]	57.0	64.7	64.7	63.5	64.1	64.2	63.2	61.0
Avg. Dist. to Rail [m]	4.8	1.6	0.2	0.5	2.3	4.0	6.4	6.6
Avg. Stride Freq. [Hz]	2.2	2.4	2.4	2.4	2.4	2.4	2.4	2.4
Avg. Stride Length [m]	5.3	6.9	7.2	7.1	7.1	7.2	7.1	6.8



- [] Ranking at each section and finish
- .-.- No data available at this section
- NA No data available



Horse/Jockey Name	Yule My Hero
Final Rank	6
Fastest Section Time (Section)	0:07.93 (Overall)
Top Speed [km/h] (Section)	66.8 (1400m)
Race State	Finished



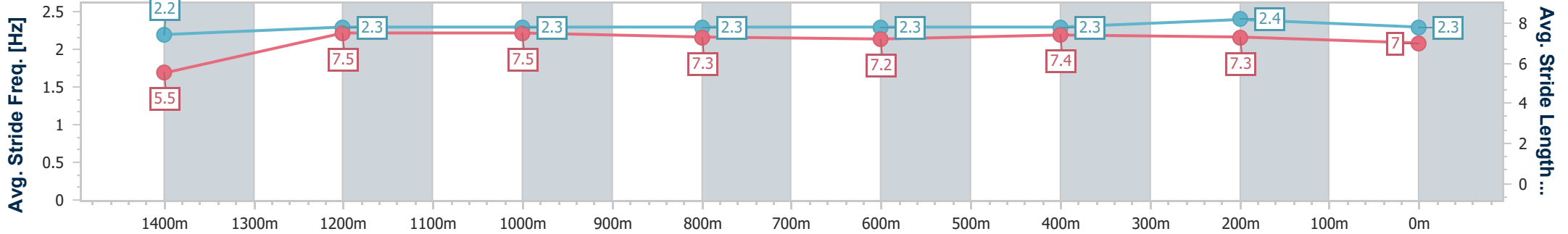
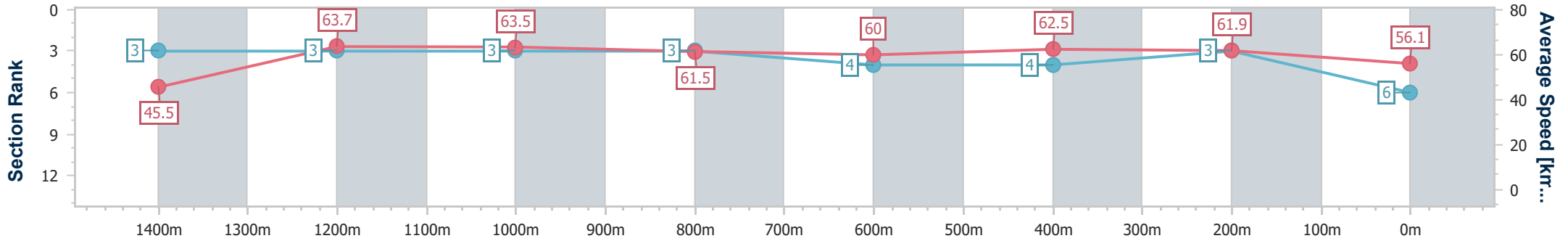
Rockhampton QLD Professional
Race 8: CAPRICORN SURVEY GROUP RATINGS BAND 0 - 55
Handicap - 1500m

29 August 2024 - 15:18

Track Rating: Soft 5, Weather: Fine, Rail Position: +8m Entire



Section	Overall	1400m	1200m	1000m	800m	600m	400m	200m
Section Times	1:30.50 [6] (0:07.93)	1:22.57 [3] (0:11.30)	1:11.27 [3] (0:11.34)	0:59.93 [3] (0:11.73)	0:48.20 [3] (0:12.19)	0:36.01 [4] (0:11.53)	0:24.48 [4] (0:11.64)	0:12.84 [3] (0:12.84)
Average Speed [km/h]	45.5	63.7	63.5	61.5	60.0	62.5	61.9	56.1
Top Speed [km/h]	59.9	66.8	65.0	63.5	61.4	63.6	63.2	58.8
Avg. Dist. to Rail [m]	0.3	0.2	0.4	0.4	1.9	2.8	3.7	3.7
Avg. Stride Freq. [Hz]	2.2	2.3	2.3	2.3	2.3	2.3	2.4	2.3
Avg. Stride Length [m]	5.5	7.5	7.5	7.3	7.2	7.4	7.3	7.0



- [] Ranking at each section and finish
- .-.- No data available at this section
- NA No data available



Horse/Jockey Name	Doona
Final Rank	7
Fastest Section Time (Section)	0:08.62 (Overall)
Top Speed [km/h] (Section)	65.4 (1400m)
Race State	Finished



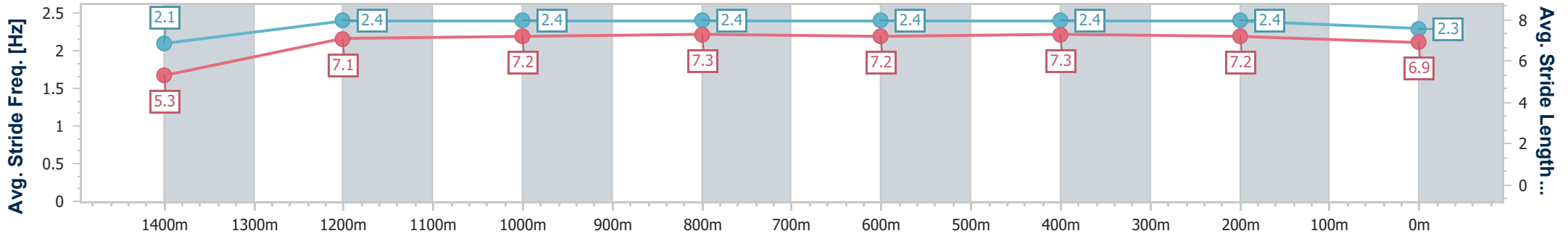
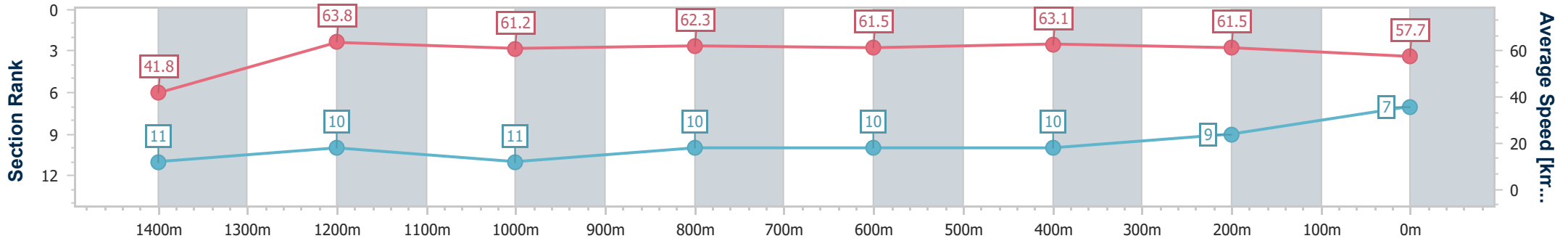
Rockhampton QLD Professional
 Race 8: CAPRICORN SURVEY GROUP RATINGS BAND 0 - 55
 Handicap - 1500m

29 August 2024 - 15:18

Track Rating: Soft 5, Weather: Fine, Rail Position: +8m Entire



Section	Overall	1400m	1200m	1000m	800m	600m	400m	200m
Section Times	1:30.80 [7] (0:08.62)	1:22.18 [11] (0:11.28)	1:10.90 [10] (0:11.76)	0:59.14 [11] (0:11.54)	0:47.60 [10] (0:11.97)	0:35.63 [10] (0:11.44)	0:24.19 [10] (0:11.73)	0:12.46 [9] (0:12.46)
Average Speed [km/h]	41.8	63.8	61.2	62.3	61.5	63.1	61.5	57.7
Top Speed [km/h]	60.0	65.4	63.1	64.7	62.2	64.8	63.9	59.8
Avg. Dist. to Rail [m]	3.5	1.0	0.5	0.6	2.8	4.3	5.5	5.2
Avg. Stride Freq. [Hz]	2.1	2.4	2.4	2.4	2.4	2.4	2.4	2.3
Avg. Stride Length [m]	5.3	7.1	7.2	7.3	7.2	7.3	7.2	6.9



- [] Ranking at each section and finish
- .-.- No data available at this section
- NA No data available



Horse/Jockey Name	Flamenco Rose
Final Rank	8
Fastest Section Time (Section)	0:07.96 (Overall)
Top Speed [km/h] (Section)	64.5 (1400m)
Race State	Finished



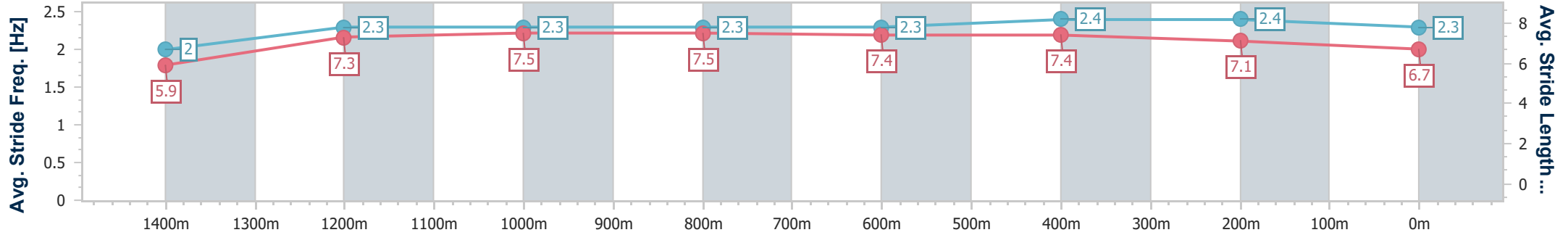
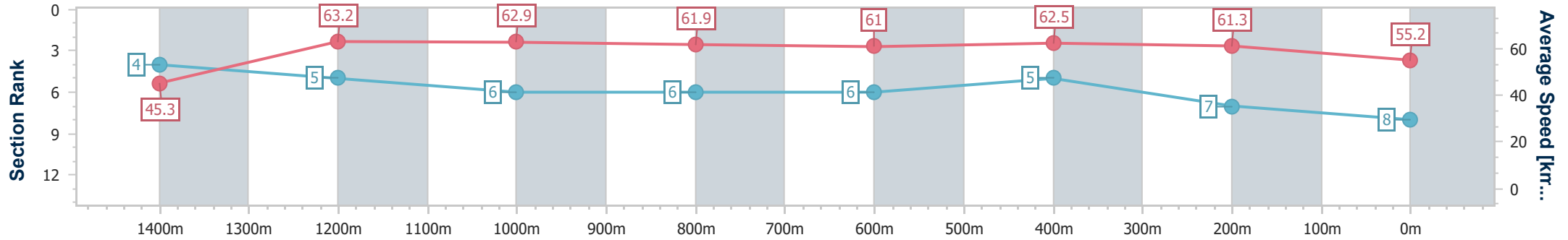
Rockhampton QLD Professional
 Race 8: CAPRICORN SURVEY GROUP RATINGS BAND 0 - 55
 Handicap - 1500m

29 August 2024 - 15:18

Track Rating: Soft 5, Weather: Fine, Rail Position: +8m Entire



Section	Overall	1400m	1200m	1000m	800m	600m	400m	200m
Section Times	1:30.98 [8] (0:07.96)	1:23.02 [4] (0:11.41)	1:11.61 [5] (0:11.45)	1:00.16 [6] (0:11.71)	0:48.45 [6] (0:12.10)	0:36.35 [6] (0:11.54)	0:24.81 [5] (0:11.76)	0:13.05 [7] (0:13.05)
Average Speed [km/h]	45.3	63.2	62.9	61.9	61.0	62.5	61.3	55.2
Top Speed [km/h]	60.4	64.5	63.7	63.6	62.2	64.2	63.8	58.8
Avg. Dist. to Rail [m]	8.5	1.3	1.1	1.1	3.3	4.2	4.7	5.0
Avg. Stride Freq. [Hz]	2.0	2.3	2.3	2.3	2.3	2.4	2.4	2.3
Avg. Stride Length [m]	5.9	7.3	7.5	7.5	7.4	7.4	7.1	6.7



- [] Ranking at each section and finish
- .-.- No data available at this section
- NA No data available



Horse/Jockey Name	Another Dimension
Final Rank	9
Fastest Section Time (Section)	0:08.59 (Overall)
Top Speed [km/h] (Section)	65.3 (1400m)
Race State	Finished



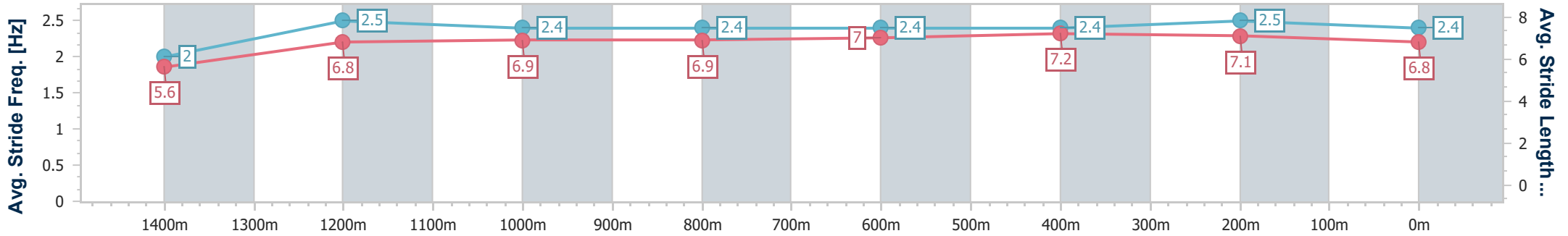
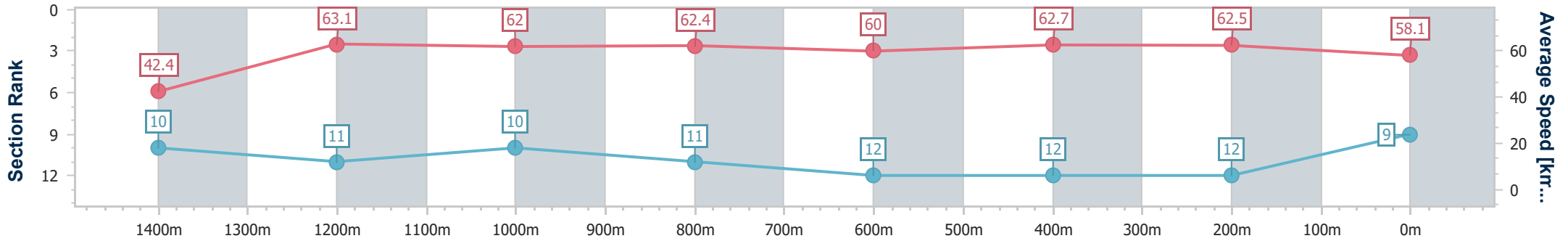
Rockhampton QLD Professional
 Race 8: CAPRICORN SURVEY GROUP RATINGS BAND 0 - 55
 Handicap - 1500m



29 August 2024 - 15:18

Track Rating: Soft 5, Weather: Fine, Rail Position: +8m Entire

Section	Overall	1400m	1200m	1000m	800m	600m	400m	200m
Section Times	1:30.99 [9] (0:08.59)	1:22.40 [10] (0:11.41)	1:10.99 [11] (0:11.62)	0:59.37 [10] (0:11.60)	0:47.77 [11] (0:12.35)	0:35.42 [12] (0:11.51)	0:23.91 [12] (0:11.53)	0:12.38 [12] (0:12.38)
Average Speed [km/h]	42.4	63.1	62.0	62.4	60.0	62.7	62.5	58.1
Top Speed [km/h]	58.1	65.3	63.7	63.8	62.3	65.1	65.2	61.9
Avg. Dist. to Rail [m]	5.5	0.4	0.4	0.6	4.0	5.1	5.8	5.9
Avg. Stride Freq. [Hz]	2.0	2.5	2.4	2.4	2.4	2.4	2.5	2.4
Avg. Stride Length [m]	5.6	6.8	6.9	6.9	7.0	7.2	7.1	6.8



- [] Ranking at each section and finish
- .-.- No data available at this section
- NA No data available



Horse/Jockey Name	Blue As
Final Rank	10
Fastest Section Time (Section)	0:08.19 (Overall)
Top Speed [km/h] (Section)	67.2 (1400m)
Race State	Finished



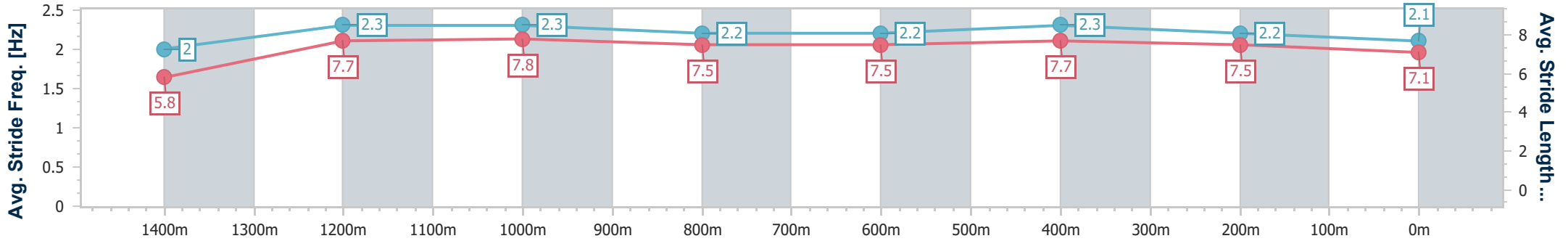
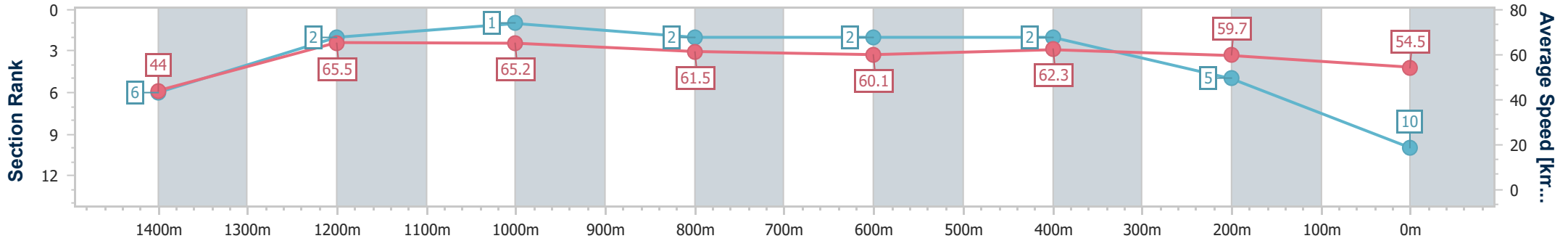
Rockhampton QLD Professional
 Race 8: CAPRICORN SURVEY GROUP RATINGS BAND 0 - 55
 Handicap - 1500m

29 August 2024 - 15:18

Track Rating: Soft 5, Weather: Fine, Rail Position: +8m Entire



Section	Overall	1400m	1200m	1000m	800m	600m	400m	200m
Section Times	1:31.04 [10] (0:08.19)	1:22.85 [6] (0:11.02)	1:11.83 [2] (0:11.03)	1:00.80 [1] (0:11.75)	0:49.05 [2] (0:12.19)	0:36.86 [2] (0:11.57)	0:25.29 [2] (0:12.08)	0:13.21 [5] (0:13.21)
Average Speed [km/h]	44.0	65.5	65.2	61.5	60.1	62.3	59.7	54.5
Top Speed [km/h]	60.7	67.2	66.9	63.5	61.1	63.4	61.5	57.1
Avg. Dist. to Rail [m]	4.1	2.3	0.9	0.5	2.4	3.2	3.0	3.0
Avg. Stride Freq. [Hz]	2.0	2.3	2.3	2.2	2.2	2.3	2.2	2.1
Avg. Stride Length [m]	5.8	7.7	7.8	7.5	7.5	7.7	7.5	7.1



- [] Ranking at each section and finish
- .-.- No data available at this section
- NA No data available



Horse/Jockey Name	Doom Diva
Final Rank	11
Fastest Section Time (Section)	0:08.84 (Overall)
Top Speed [km/h] (Section)	65.0 (1400m)
Race State	Finished



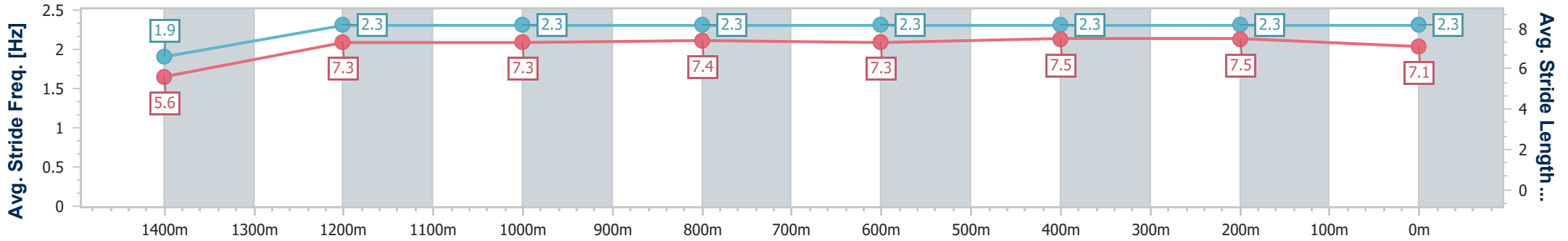
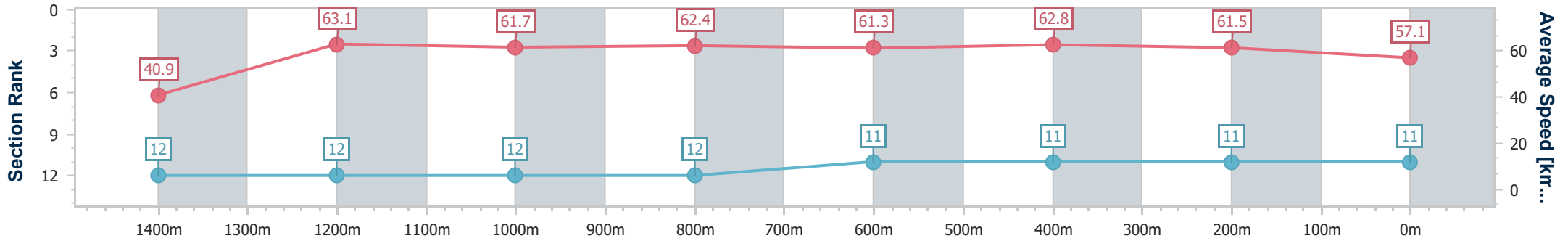
Rockhampton QLD Professional
Race 8: CAPRICORN SURVEY GROUP RATINGS BAND 0 - 55
Handicap - 1500m

29 August 2024 - 15:18

Track Rating: Soft 5, Weather: Fine, Rail Position: +8m Entire



Section	Overall	1400m	1200m	1000m	800m	600m	400m	200m						
Section Times	1:31.08 [11] (0:08.84)	1:22.24 [12] (0:11.39)	1:10.85 [12] (0:11.66)	0:59.19 [12] (0:11.52)	0:47.67 [12] (0:11.90)	0:35.77 [11] (0:11.46)	0:24.31 [11] (0:11.71)	0:12.60 [11] (0:12.60)						
Average Speed [km/h]	40.9	63.1	61.7	62.4	61.3	62.8	61.5	57.1						
Top Speed [km/h]	57.4	65.0	64.3	63.5	62.1	63.5	62.3	60.1						
Avg. Dist. to Rail [m]	6.0	0.7	0.7	0.6	1.5	3.3	4.3	4.5						
Avg. Stride Freq. [Hz]	1.9	2.3	2.3	2.3	2.3	2.3	2.3	2.3						
Avg. Stride Length [m]	5.6	7.3	7.3	7.4	7.3	7.5	7.5	7.1						



- [] Ranking at each section and finish
- .-.- No data available at this section
- NA No data available



Horse/Jockey Name	Volarchi
Final Rank	12
Fastest Section Time (Section)	0:08.02 (Overall)
Top Speed [km/h] (Section)	64.2 (1400m)
Race State	Finished



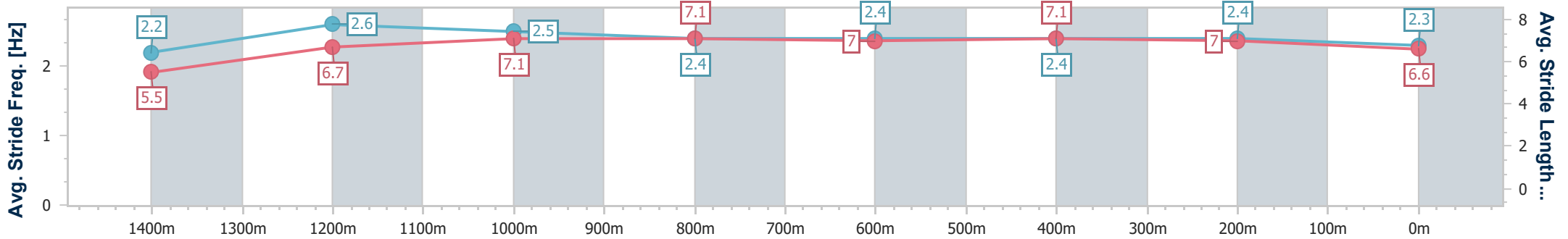
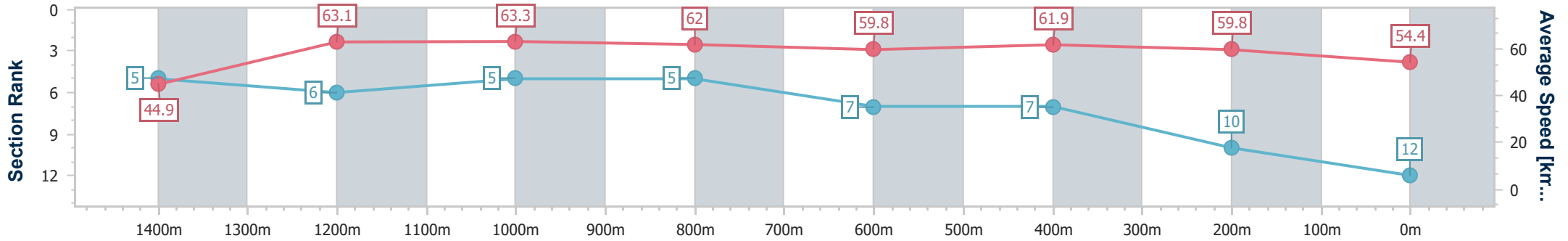
Rockhampton QLD Professional
 Race 8: CAPRICORN SURVEY GROUP RATINGS BAND 0 - 55
 Handicap - 1500m

29 August 2024 - 15:18

Track Rating: Soft 5, Weather: Fine, Rail Position: +8m Entire



Section	Overall	1400m	1200m	1000m	800m	600m	400m	200m
Section Times	1:31.58 [12] (0:08.02)	1:23.56 [5] (0:11.43)	1:12.13 [6] (0:11.34)	1:00.79 [5] (0:11.65)	0:49.14 [5] (0:12.20)	0:36.94 [7] (0:11.66)	0:25.28 [7] (0:12.05)	0:13.23 [10] (0:13.23)
Average Speed [km/h]	44.9	63.1	63.3	62.0	59.8	61.9	59.8	54.4
Top Speed [km/h]	59.3	64.2	63.9	63.5	61.7	62.6	61.6	57.6
Avg. Dist. to Rail [m]	3.2	0.6	0.1	0.5	1.7	2.9	5.0	4.9
Avg. Stride Freq. [Hz]	2.2	2.6	2.5	2.4	2.4	2.4	2.4	2.3
Avg. Stride Length [m]	5.5	6.7	7.1	7.1	7.0	7.1	7.0	6.6



- [] Ranking at each section and finish
- .-.- No data available at this section
- NA No data available



Horse/Jockey Name	Enterprise Success
Final Rank	13
Fastest Section Time (Section)	0:08.93 (Overall)
Top Speed [km/h] (Section)	64.0 (1000m)
Race State	Finished



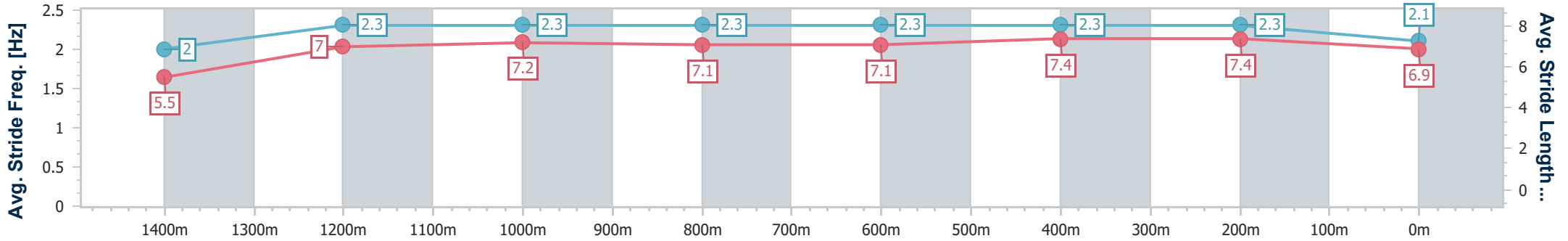
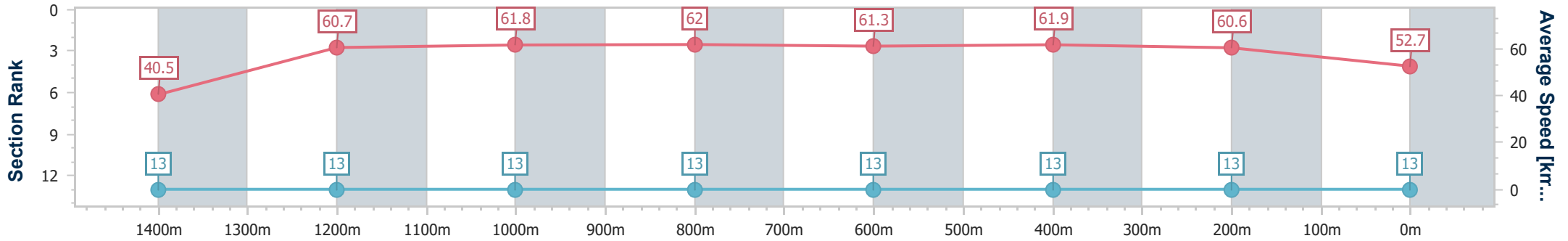
Rockhampton QLD Professional
 Race 8: CAPRICORN SURVEY GROUP RATINGS BAND 0 - 55
 Handicap - 1500m



29 August 2024 - 15:18

Track Rating: Soft 5, Weather: Fine, Rail Position: +8m Entire

Section	Overall	1400m	1200m	1000m	800m	600m	400m	200m
Section Times	1:33.18 [13] (0:08.93)	1:24.25 [13] (0:11.86)	1:12.39 [13] (0:11.67)	1:00.72 [13] (0:11.61)	0:49.11 [13] (0:11.93)	0:37.18 [13] (0:11.64)	0:25.54 [13] (0:11.89)	0:13.65 [13] (0:13.65)
Average Speed [km/h]	40.5	60.7	61.8	62.0	61.3	61.9	60.6	52.7
Top Speed [km/h]	56.2	63.3	63.4	64.0	63.1	63.3	62.5	57.0
Avg. Dist. to Rail [m]	8.1	0.4	0.4	0.5	2.1	3.2	1.8	1.6
Avg. Stride Freq. [Hz]	2.0	2.3	2.3	2.3	2.3	2.3	2.3	2.1
Avg. Stride Length [m]	5.5	7.0	7.2	7.1	7.1	7.4	7.4	6.9



- [] Ranking at each section and finish
- .-.- No data available at this section
- NA No data available