



Sunshine Coast QLD Professional

Race 4: CALOUNDRA RSL BENCHMARK 68 Handicap - 2200m



28 August 2024 - 14:18

Track Rating: Good 4, Weather: Fine, Rail Position: +5m Entire

Section		Overall	2000m	1800m	1600m	1400m	1200m	1000m	Last 600m					
Field Times		2:19.46 (0:15.19)	2:04.27 (0:12.38)	1:51.89 (0:13.18)	1:38.71 (0:12.16)	1:26.55 (0:11.99)	1:14.56 (0:13.09)	1:01.47 (0:13.30)	0:35.77					
Rank	TAB	Horse/Jockey	Barrier	Top Speed [km/h]	Fastest Section								Distance Travelled [m]	
1	2	BAK DA MAN Taylor Marshall	7	63.3 1600m	0:11.50 400m	2:19.46 [1] (0:15.43)	2:04.03 [2] (0:12.21)	1:51.82 [2] (0:13.13)	1:38.69 [2] (0:12.14)	1:26.55 [1] (0:12.06)	1:14.49 [3] (0:13.15)	1:01.34 [2] (0:13.37)	0:35.49	
2	8	SIMPLY REFUSE Michael Rodd	6	65.1 400m	0:11.29 400m	2:19.53 [2] (0:15.96)	2:03.57 [7] (0:12.40)	1:51.17 [9] (0:13.01)	1:38.16 [9] (0:12.40)	1:25.76 [9] (0:12.05)	1:13.71 [10] (0:13.23)	1:00.48 [10] (0:13.28)	0:34.98	+6
3	7	SHY GUY James Orman	1	64.5 400m	0:11.47 400m	2:20.03 [3] (0:15.62)	2:04.41 [4] (0:12.29)	1:52.12 [4] (0:13.17)	1:38.95 [6] (0:12.42)	1:26.53 [6] (0:11.93)	1:14.60 [6] (0:13.26)	1:01.34 [7] (0:13.30)	0:35.84	-1
4	6	ASHFALL Bailey Wheeler	9	65.3 400m	0:11.44 400m	2:20.05 [4] (0:16.09)	2:03.96 [10] (0:12.42)	1:51.54 [10] (0:12.89)	1:38.65 [10] (0:12.53)	1:26.12 [10] (0:11.89)	1:14.23 [9] (0:13.16)	1:01.07 [9] (0:13.44)	0:35.54	+5
5	3	GLEN MASSEY Karl Zechner	2	64.0 1600m	0:11.92 1600m	2:20.43 [5] (0:15.73)	2:04.70 [5] (0:12.36)	1:52.34 [6] (0:12.98)	1:39.36 [5] (0:11.92)	1:27.44 [3] (0:11.98)	1:15.46 [2] (0:13.17)	1:02.29 [3] (0:13.24)	0:36.74	+3
6	5	SECRET SHEEMA Boris Thornton	4	63.0 600m	0:11.88 600m	2:20.53 [6] (0:15.48)	2:05.05 [3] (0:12.38)	1:52.67 [3] (0:13.15)	1:39.52 [4] (0:12.26)	1:27.26 [5] (0:11.91)	1:15.35 [5] (0:13.18)	1:02.17 [4] (0:13.35)	0:36.66	+7
7	1	SPRAY GUN Cody Collis	3	62.6 400m	0:11.77 600m	2:20.56 [7] (0:16.04)	2:04.52 [9] (0:12.11)	1:52.41 [7] (0:13.02)	1:39.39 [7] (0:12.55)	1:26.84 [8] (0:11.93)	1:14.91 [8] (0:13.07)	1:01.84 [8] (0:13.47)	0:36.04	-1
8	9	BRIEF SOJOURN Tahlia Fenlon	5	63.9 1600m	0:11.92 600m	2:20.74 [8] (0:15.78)	2:04.96 [6] (0:12.26)	1:52.70 [5] (0:12.90)	1:39.80 [3] (0:11.98)	1:27.82 [2] (0:11.98)	1:15.84 [1] (0:13.09)	1:02.75 [1] (0:13.30)	0:37.02	+4
9	10	IRIDESSA Trudy Thornton	8	61.7 1400m	0:11.98 1400m	2:22.88 [9] (0:16.00)	2:06.88 [8] (0:12.28)	1:54.60 [8] (0:12.95)	1:41.65 [8] (0:12.41)	1:29.24 [7] (0:11.98)	1:17.26 [7] (0:12.83)	1:04.43 [6] (0:13.28)	0:38.42	+14
10	4	GOOGAZ Emily Lang	10	62.5 1400m	0:11.97 600m	2:23.23 [10] (0:15.19)	2:08.04 [1] (0:12.38)	1:55.66 [1] (0:13.18)	1:42.48 [1] (0:12.34)	1:30.14 [4] (0:12.04)	1:18.10 [4] (0:13.28)	1:04.82 [5] (0:13.35)	0:39.10	-2

[] Ranking at each section and finish
 -:-:- No data available at this section
 NA No data available

SCN Saddle cloth number
 DNF Did not finish
 DNT Did not track



Sunshine Coast QLD Professional

Race 4: CALOUNDRA RSL BENCHMARK 68 Handicap - 2200m



28 August 2024 - 14:18

Track Rating: Good 4, Weather: Fine, Rail Position: +5m Entire

Section										Last 600m		
Field Times		800m	600m	400m	200m							
		0:48.17 (0:12.40)	0:35.77 (0:11.95)	0:23.82 (0:11.77)	0:12.05 (0:12.05)							0:35.77
Rank	TAB	Horse/Jockey	Barrier	Top Speed [km/h]	Fastest Section					Margin	Distance Travelled [m]	
1	2	BAK DA MAN Taylor Marshall	7	63.3 1600m	0:11.50 400m	0:47.97 [3] (0:12.48)	0:35.49 [4] (0:11.94)	0:23.55 [4] (0:11.50)	0:12.05 [1] (0:12.05)	2:19.46	0:35.49	
2	8	SIMPLY REFUSE Michael Rodd	6	65.1 400m	0:11.29 400m	0:47.20 [9] (0:12.22)	0:34.98 [10] (0:11.67)	0:23.31 [8] (0:11.29)	0:12.02 [4] (0:12.02)	0.3L	0:34.98 +6	
3	7	SHY GUY James Orman	1	64.5 400m	0:11.47 400m	0:48.04 [7] (0:12.20)	0:35.84 [6] (0:11.77)	0:24.07 [5] (0:11.47)	0:12.60 [2] (0:12.60)	3.1L	0:35.84 -1	
4	6	ASHFALL Bailey Wheeler	9	65.3 400m	0:11.44 400m	0:47.63 [10] (0:12.09)	0:35.54 [8] (0:11.55)	0:23.99 [6] (0:11.44)	0:12.55 [3] (0:12.55)	3.2L	0:35.54 +5	
5	3	GLEN MASSEY Karl Zechner	2	64.0 1600m	0:11.92 1600m	0:49.05 [2] (0:12.31)	0:36.74 [1] (0:12.00)	0:24.74 [2] (0:12.02)	0:12.72 [6] (0:12.72)	5.2L	0:36.74 +3	
6	5	SECRET SHEEMA Boris Thornton	4	63.0 600m	0:11.88 600m	0:48.82 [4] (0:12.16)	0:36.66 [3] (0:11.88)	0:24.78 [3] (0:11.89)	0:12.89 [5] (0:12.89)	5.7L	0:36.66 +7	
7	1	SPRAY GUN Cody Collis	3	62.6 400m	0:11.77 600m	0:48.37 [8] (0:12.33)	0:36.04 [9] (0:11.77)	0:24.27 [9] (0:11.81)	0:12.46 [8] (0:12.46)	5.8L	0:36.04 -1	
8	9	BRIEF SOJOURN Tahlia Fenlon	5	63.9 1600m	0:11.92 600m	0:49.45 [1] (0:12.43)	0:37.02 [2] (0:11.92)	0:25.10 [1] (0:12.12)	0:12.98 [7] (0:12.98)	6.8L	0:37.02 +4	
9	10	IRIDESSA Trudy Thornton	8	61.7 1400m	0:11.98 1400m	0:51.15 [5] (0:12.73)	0:38.42 [7] (0:12.45)	0:25.97 [10] (0:12.58)	0:13.39 [10] (0:13.39)	19.3L	0:38.42 +14	
10	4	GOOGAZ Emily Lang	10	62.5 1400m	0:11.97 600m	0:51.47 [6] (0:12.37)	0:39.10 [5] (0:11.97)	0:27.13 [7] (0:12.26)	0:14.87 [9] (0:14.87)	21.3L	0:39.10 -2	

[] Ranking at each section and finish
 -:-:- No data available at this section
 NA No data available

SCN Saddle cloth number
 DNF Did not finish
 DNT Did not track



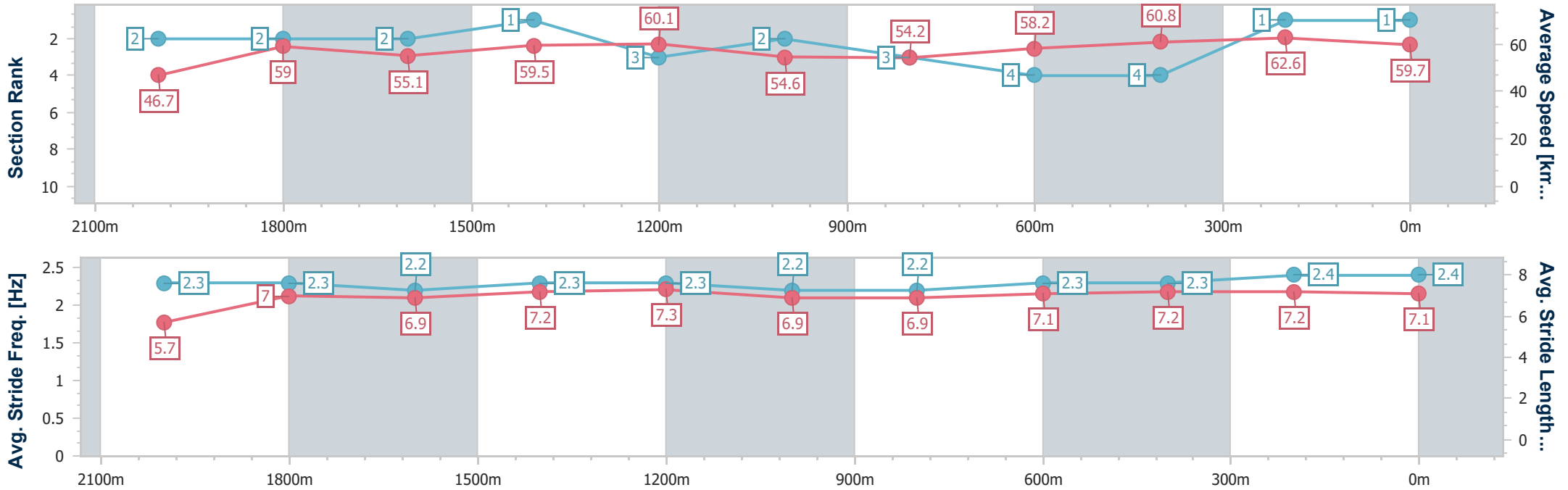
Horse/Jockey Name	Bak Da Man
Final Rank	1
Fastest Section Time (Section)	0:11.50 (400m)
Top Speed [km/h] (Section)	63.3 (1600m)
Race State	Finished



Sunshine Coast QLD Professional
 Race 4: CALOUNDRA RSL BENCHMARK 68 Handicap - 2200m
 28 August 2024 - 14:18
 Track Rating: Good 4, Weather: Fine, Rail Position: +5m Entire



Section	Overall	2000m	1800m	1600m	1400m	1200m	1000m	800m	600m	400m	200m
Section Times	2:19.46 [1] (0:15.43)	2:04.03 [2] (0:12.21)	1:51.82 [2] (0:13.13)	1:38.69 [2] (0:12.14)	1:26.55 [1] (0:12.06)	1:14.49 [3] (0:13.15)	1:01.34 [2] (0:13.37)	0:47.97 [3] (0:12.48)	0:35.49 [4] (0:11.94)	0:23.55 [4] (0:11.50)	0:12.05 [1] (0:12.05)
Average Speed [km/h]	46.7	59.0	55.1	59.5	60.1	54.6	54.2	58.2	60.8	62.6	59.7
Top Speed [km/h]	62.5	61.8	55.9	63.3	63.2	57.2	55.3	61.3	61.7	63.3	63.0
Avg. Dist. to Rail [m]	5.6	0.8	0.5	2.1	1.8	1.9	2.1	1.8	1.3	5.2	4.3
Avg. Stride Freq. [Hz]	2.3	2.3	2.2	2.3	2.3	2.2	2.2	2.3	2.3	2.4	2.4
Avg. Stride Length [m]	5.7	7.0	6.9	7.2	7.3	6.9	6.9	7.1	7.2	7.2	7.1



- [] Ranking at each section and finish
- .-.- No data available at this section
- NA No data available



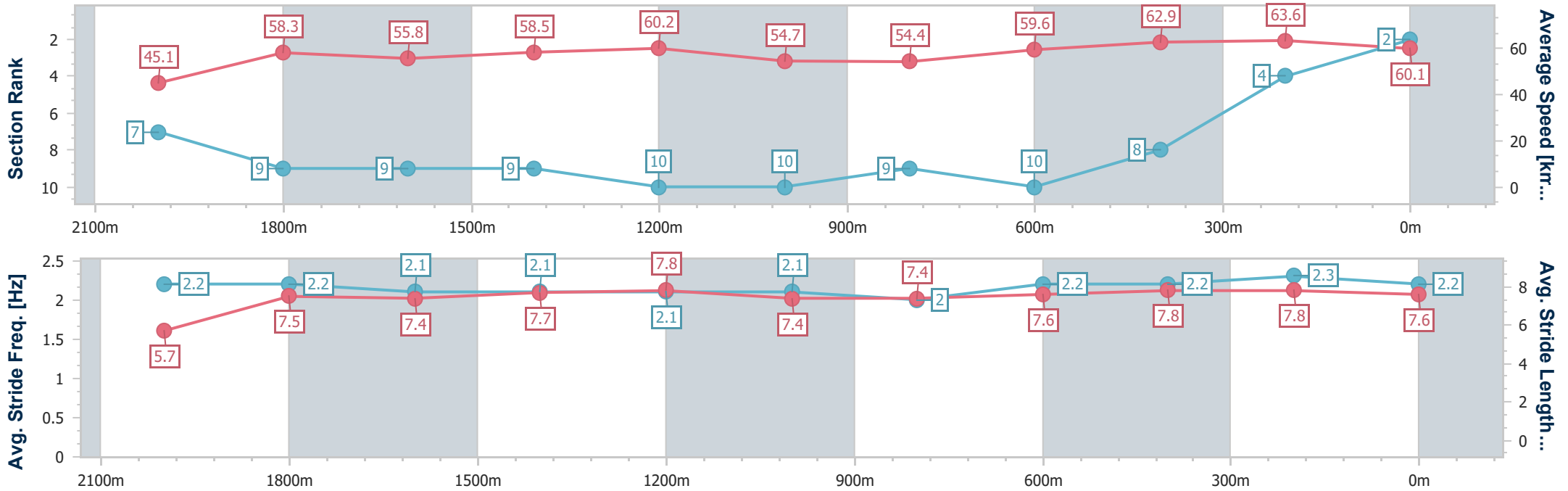
Horse/Jockey Name	Simply Refuse
Final Rank	2
Fastest Section Time (Section)	0:11.29 (400m)
Top Speed [km/h] (Section)	65.1 (400m)
Race State	Finished



Sunshine Coast QLD Professional
 Race 4: CALOUNDRA RSL BENCHMARK 68 Handicap - 2200m
 28 August 2024 - 14:18
 Track Rating: Good 4, Weather: Fine, Rail Position: +5m Entire



Section	Overall	2000m	1800m	1600m	1400m	1200m	1000m	800m	600m	400m	200m
Section Times	2:19.53 [2] (0:15.96)	2:03.57 [7] (0:12.40)	1:51.17 [9] (0:13.01)	1:38.16 [9] (0:12.40)	1:25.76 [9] (0:12.05)	1:13.71 [10] (0:13.23)	1:00.48 [10] (0:13.28)	0:47.20 [9] (0:12.22)	0:34.98 [10] (0:11.67)	0:23.31 [8] (0:11.29)	0:12.02 [4] (0:12.02)
Average Speed [km/h]	45.1	58.3	55.8	58.5	60.2	54.7	54.4	59.6	62.9	63.6	60.1
Top Speed [km/h]	60.3	59.7	56.7	62.0	62.6	56.5	57.2	62.1	64.5	65.1	62.4
Avg. Dist. to Rail [m]	5.0	1.1	1.2	2.7	3.8	3.2	2.3	1.8	3.1	6.6	5.5
Avg. Stride Freq. [Hz]	2.2	2.2	2.1	2.1	2.1	2.1	2.0	2.2	2.2	2.3	2.2
Avg. Stride Length [m]	5.7	7.5	7.4	7.7	7.8	7.4	7.4	7.6	7.8	7.8	7.6



- [] Ranking at each section and finish
- .-.- No data available at this section
- NA No data available



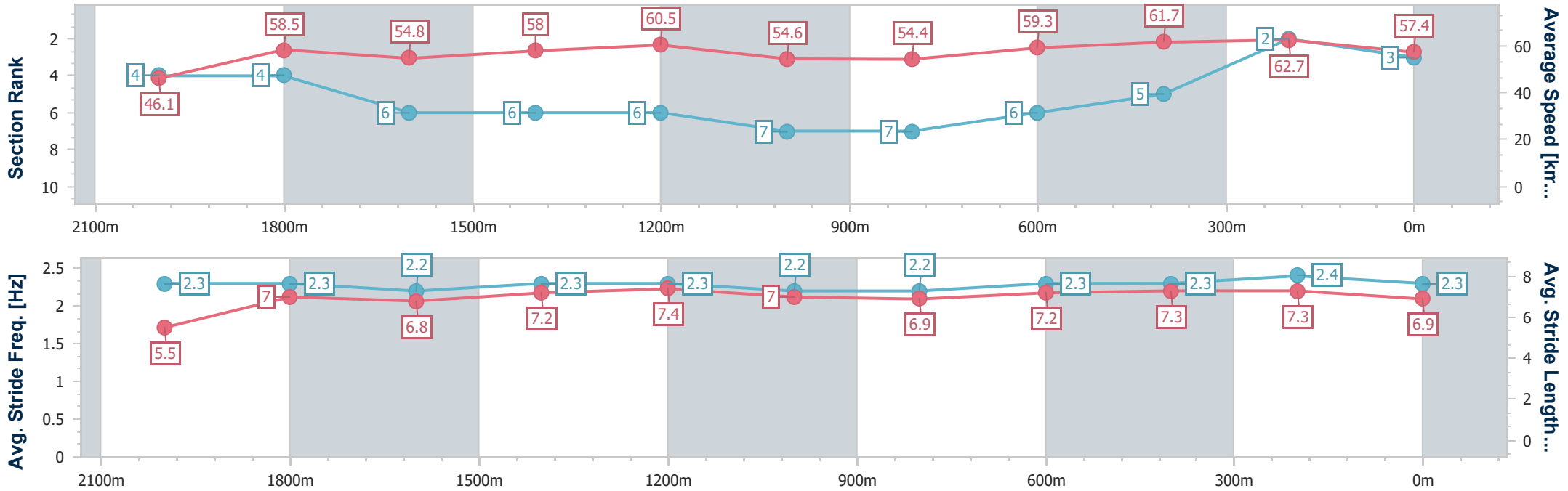
Horse/Jockey Name	Shy Guy
Final Rank	3
Fastest Section Time (Section)	0:11.47 (400m)
Top Speed [km/h] (Section)	64.5 (400m)
Race State	Finished



Sunshine Coast QLD Professional
 Race 4: CALOUNDRA RSL BENCHMARK 68 Handicap - 2200m
 28 August 2024 - 14:18
 Track Rating: Good 4, Weather: Fine, Rail Position: +5m Entire



Section	Overall	2000m	1800m	1600m	1400m	1200m	1000m	800m	600m	400m	200m
Section Times	2:20.03 [3] (0:15.62)	2:04.41 [4] (0:12.29)	1:52.12 [4] (0:13.17)	1:38.95 [6] (0:12.42)	1:26.53 [6] (0:11.93)	1:14.60 [6] (0:13.26)	1:01.34 [7] (0:13.30)	0:48.04 [7] (0:12.20)	0:35.84 [6] (0:11.77)	0:24.07 [5] (0:11.47)	0:12.60 [2] (0:12.60)
Average Speed [km/h]	46.1	58.5	54.8	58.0	60.5	54.6	54.4	59.3	61.7	62.7	57.4
Top Speed [km/h]	61.9	59.5	56.1	61.5	62.5	57.9	57.1	62.5	63.3	64.5	61.6
Avg. Dist. to Rail [m]	3.1	0.3	0.2	1.3	2.3	2.4	2.0	0.8	1.8	6.3	5.0
Avg. Stride Freq. [Hz]	2.3	2.3	2.2	2.3	2.3	2.2	2.2	2.3	2.3	2.4	2.3
Avg. Stride Length [m]	5.5	7.0	6.8	7.2	7.4	7.0	6.9	7.2	7.3	7.3	6.9



- [] Ranking at each section and finish
- .-.- No data available at this section
- NA No data available



Horse/Jockey Name	Ashfall
Final Rank	4
Fastest Section Time (Section)	0:11.44 (400m)
Top Speed [km/h] (Section)	65.3 (400m)
Race State	Finished



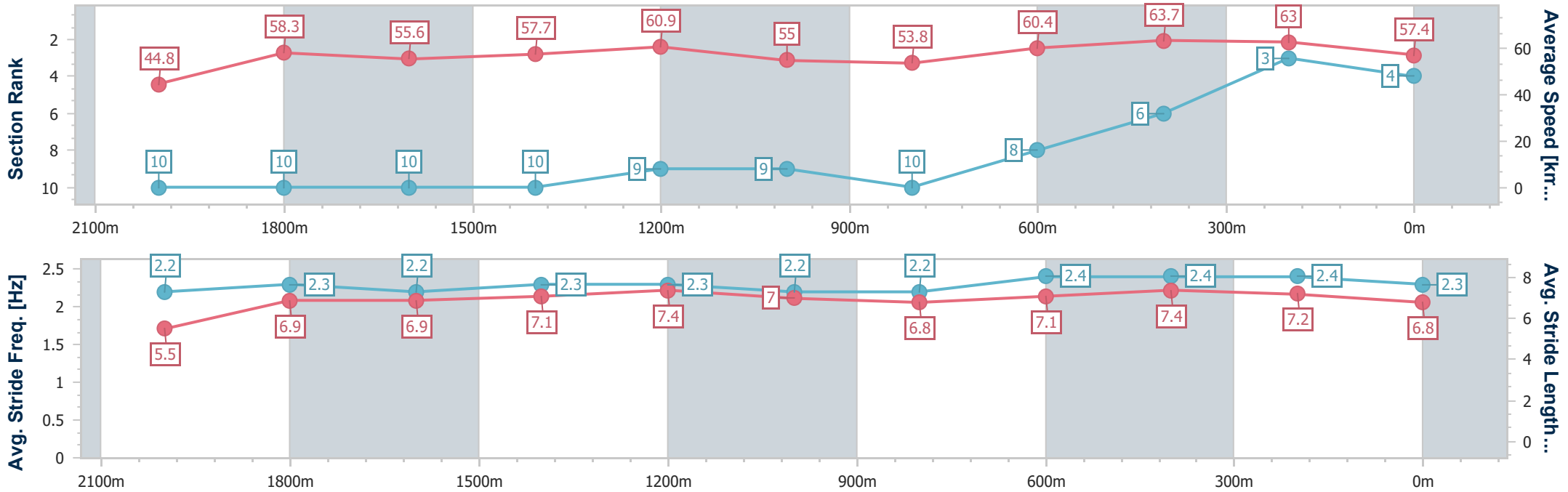
Sunshine Coast QLD Professional
Race 4: CALOUNDRA RSL BENCHMARK 68 Handicap - 2200m



28 August 2024 - 14:18

Track Rating: Good 4, Weather: Fine, Rail Position: +5m Entire

Section	Overall	2000m	1800m	1600m	1400m	1200m	1000m	800m	600m	400m	200m
Section Times	2:20.05 [4] (0:16.09)	2:03.96 [10] (0:12.42)	1:51.54 [10] (0:12.89)	1:38.65 [10] (0:12.53)	1:26.12 [10] (0:11.89)	1:14.23 [9] (0:13.16)	1:01.07 [9] (0:13.44)	0:47.63 [10] (0:12.09)	0:35.54 [8] (0:11.55)	0:23.99 [6] (0:11.44)	0:12.55 [3] (0:12.55)
Average Speed [km/h]	44.8	58.3	55.6	57.7	60.9	55.0	53.8	60.4	63.7	63.0	57.4
Top Speed [km/h]	59.7	59.7	58.8	61.0	62.1	57.9	56.1	63.9	65.0	65.3	59.7
Avg. Dist. to Rail [m]	8.1	2.4	0.9	1.3	3.2	2.8	2.4	2.4	3.7	8.5	6.7
Avg. Stride Freq. [Hz]	2.2	2.3	2.2	2.3	2.3	2.2	2.2	2.4	2.4	2.4	2.3
Avg. Stride Length [m]	5.5	6.9	6.9	7.1	7.4	7.0	6.8	7.1	7.4	7.2	6.8



- [] Ranking at each section and finish
- .-.- No data available at this section
- NA No data available



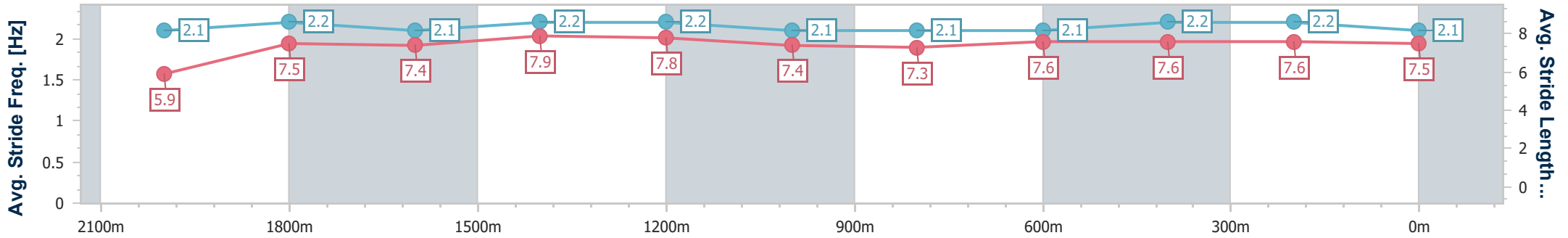
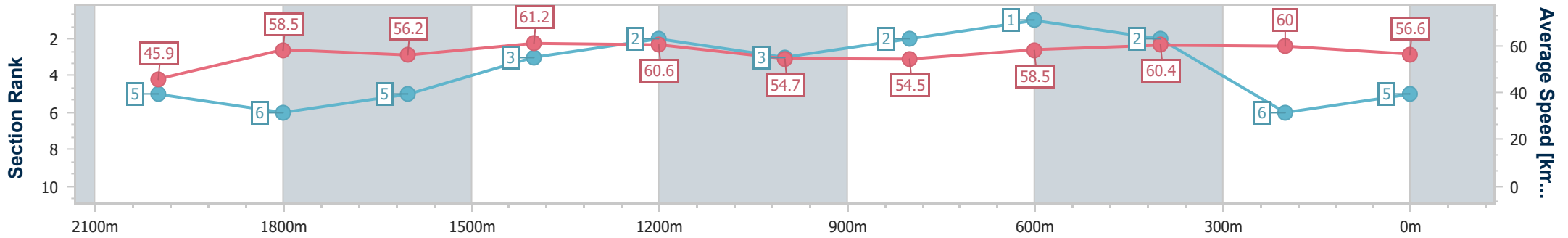
Horse/Jockey Name	Glen Massey
Final Rank	5
Fastest Section Time (Section)	0:11.92 (1600m)
Top Speed [km/h] (Section)	64.0 (1600m)
Race State	Finished



Sunshine Coast QLD Professional
 Race 4: CALOUNDRA RSL BENCHMARK 68 Handicap - 2200m
 28 August 2024 - 14:18
 Track Rating: Good 4, Weather: Fine, Rail Position: +5m Entire



Section	Overall	2000m	1800m	1600m	1400m	1200m	1000m	800m	600m	400m	200m
Section Times	2:20.43 [5] (0:15.73)	2:04.70 [5] (0:12.36)	1:52.34 [6] (0:12.98)	1:39.36 [5] (0:11.92)	1:27.44 [3] (0:11.98)	1:15.46 [2] (0:13.17)	1:02.29 [3] (0:13.24)	0:49.05 [2] (0:12.31)	0:36.74 [1] (0:12.00)	0:24.74 [2] (0:12.02)	0:12.72 [6] (0:12.72)
Average Speed [km/h]	45.9	58.5	56.2	61.2	60.6	54.7	54.5	58.5	60.4	60.0	56.6
Top Speed [km/h]	60.7	60.0	58.2	64.0	63.8	56.4	55.9	60.4	61.6	61.4	59.4
Avg. Dist. to Rail [m]	3.3	1.4	1.8	4.3	3.4	1.9	1.1	0.4	1.3	4.2	4.1
Avg. Stride Freq. [Hz]	2.1	2.2	2.1	2.2	2.2	2.1	2.1	2.1	2.2	2.2	2.1
Avg. Stride Length [m]	5.9	7.5	7.4	7.9	7.8	7.4	7.3	7.6	7.6	7.6	7.5



- [] Ranking at each section and finish
- .-.- No data available at this section
- NA No data available



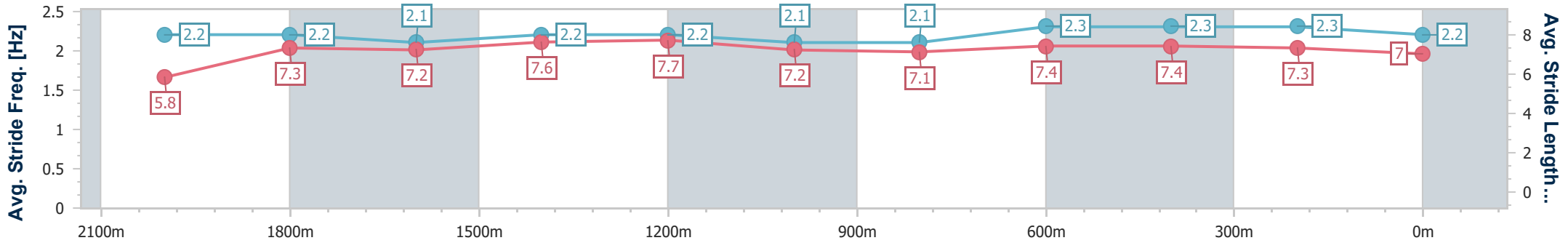
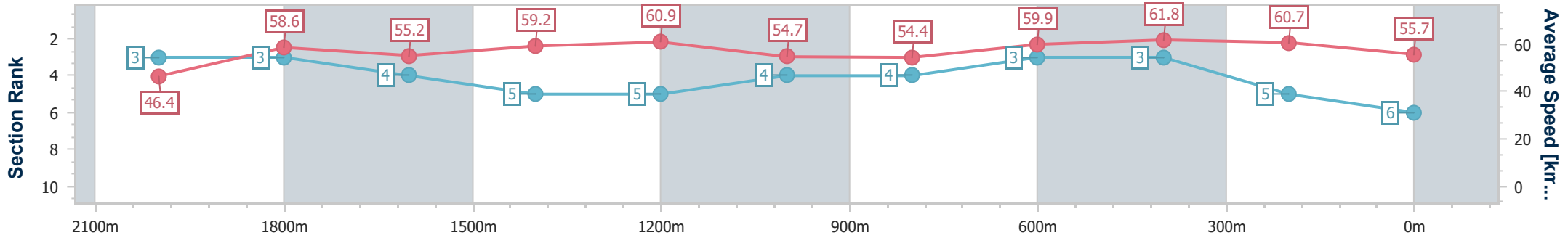
Horse/Jockey Name	Secret Sheema
Final Rank	6
Fastest Section Time (Section)	0:11.88 (600m)
Top Speed [km/h] (Section)	63.0 (600m)
Race State	Finished



Sunshine Coast QLD Professional
 Race 4: CALOUNDRA RSL BENCHMARK 68 Handicap - 2200m
 28 August 2024 - 14:18
 Track Rating: Good 4, Weather: Fine, Rail Position: +5m Entire



Section	Overall	2000m	1800m	1600m	1400m	1200m	1000m	800m	600m	400m	200m
Section Times	2:20.53 [6] (0:15.48)	2:05.05 [3] (0:12.38)	1:52.67 [3] (0:13.15)	1:39.52 [4] (0:12.26)	1:27.26 [5] (0:11.91)	1:15.35 [5] (0:13.18)	1:02.17 [4] (0:13.35)	0:48.82 [4] (0:12.16)	0:36.66 [3] (0:11.88)	0:24.78 [3] (0:11.89)	0:12.89 [5] (0:12.89)
Average Speed [km/h]	46.4	58.6	55.2	59.2	60.9	54.7	54.4	59.9	61.8	60.7	55.7
Top Speed [km/h]	61.2	60.9	56.7	62.8	62.8	58.7	56.6	63.0	63.0	62.3	58.2
Avg. Dist. to Rail [m]	4.0	1.2	1.4	2.6	3.0	3.0	2.9	2.3	3.2	6.1	5.8
Avg. Stride Freq. [Hz]	2.2	2.2	2.1	2.2	2.2	2.1	2.1	2.3	2.3	2.3	2.2
Avg. Stride Length [m]	5.8	7.3	7.2	7.6	7.7	7.2	7.1	7.4	7.4	7.3	7.0



- [] Ranking at each section and finish
- .-.- No data available at this section
- NA No data available



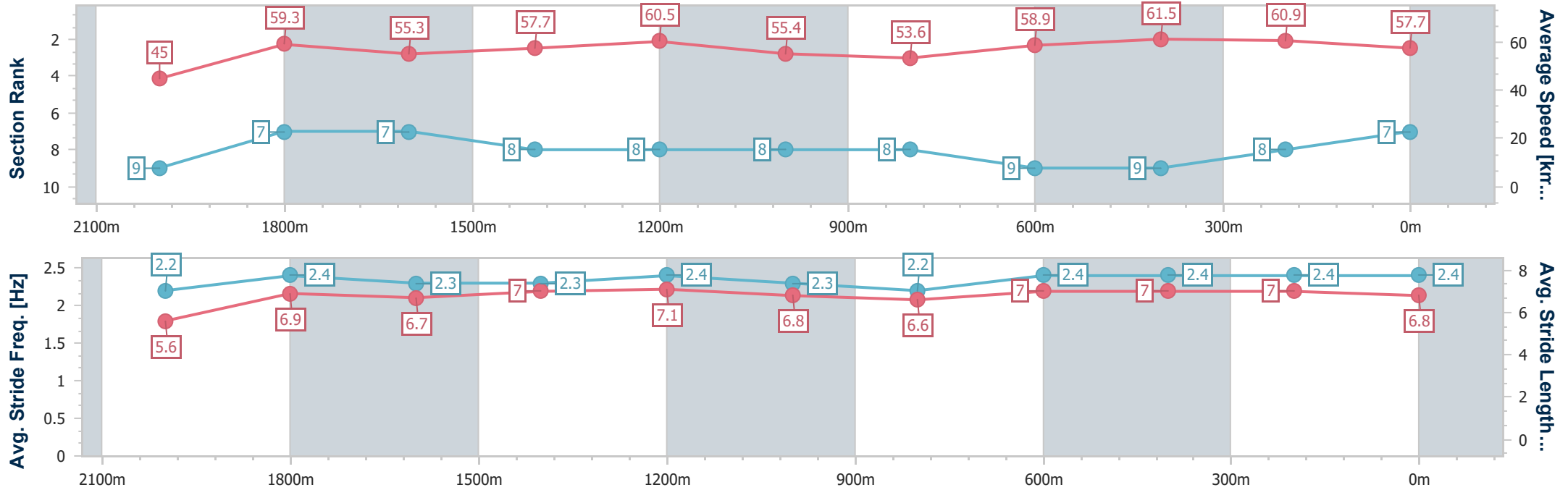
Horse/Jockey Name	Spray Gun
Final Rank	7
Fastest Section Time (Section)	0:11.77 (600m)
Top Speed [km/h] (Section)	62.6 (400m)
Race State	Finished



Sunshine Coast QLD Professional
 Race 4: CALOUNDRA RSL BENCHMARK 68 Handicap - 2200m
 28 August 2024 - 14:18
 Track Rating: Good 4, Weather: Fine, Rail Position: +5m Entire



Section	Overall	2000m	1800m	1600m	1400m	1200m	1000m	800m	600m	400m	200m
Section Times	2:20.56 [7] (0:16.04)	2:04.52 [9] (0:12.11)	1:52.41 [7] (0:13.02)	1:39.39 [7] (0:12.55)	1:26.84 [8] (0:11.93)	1:14.91 [8] (0:13.07)	1:01.84 [8] (0:13.47)	0:48.37 [8] (0:12.33)	0:36.04 [9] (0:11.77)	0:24.27 [9] (0:11.81)	0:12.46 [8] (0:12.46)
Average Speed [km/h]	45.0	59.3	55.3	57.7	60.5	55.4	53.6	58.9	61.5	60.9	57.7
Top Speed [km/h]	61.9	61.9	57.0	60.4	61.6	59.1	55.2	61.9	62.3	62.6	58.8
Avg. Dist. to Rail [m]	3.4	0.3	0.4	1.3	1.9	2.1	2.1	1.1	1.1	3.7	5.6
Avg. Stride Freq. [Hz]	2.2	2.4	2.3	2.3	2.4	2.3	2.2	2.4	2.4	2.4	2.4
Avg. Stride Length [m]	5.6	6.9	6.7	7.0	7.1	6.8	6.6	7.0	7.0	7.0	6.8



- [] Ranking at each section and finish
- .-.- No data available at this section
- NA No data available



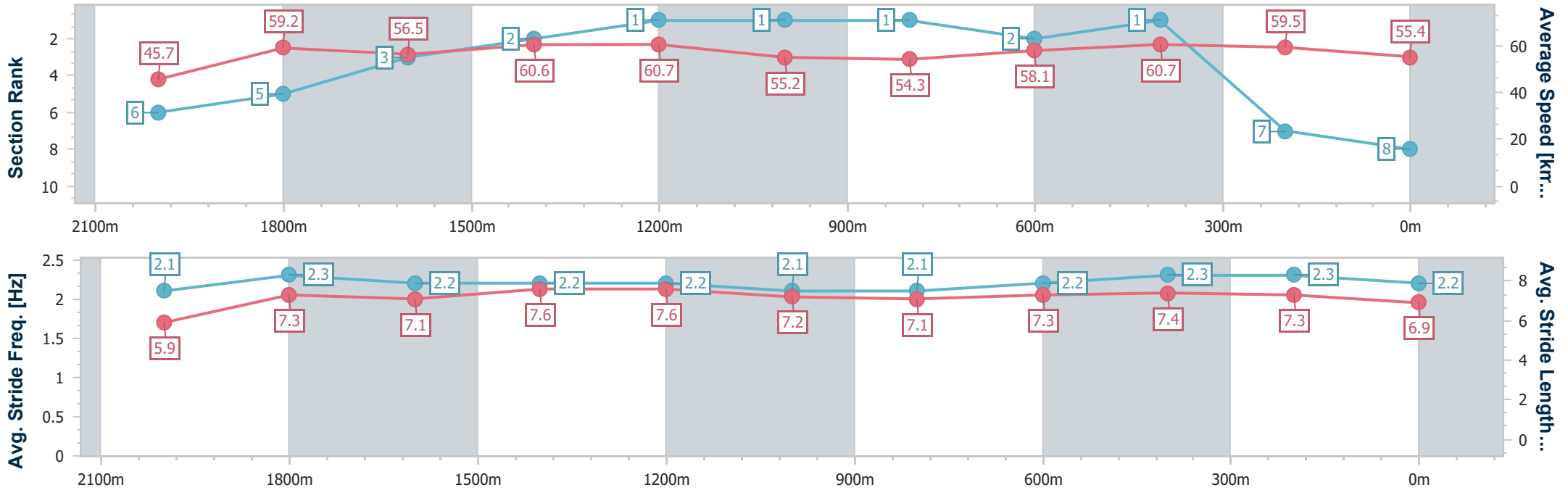
Horse/Jockey Name	Brief Sojourn
Final Rank	8
Fastest Section Time (Section)	0:11.92 (600m)
Top Speed [km/h] (Section)	63.9 (1600m)
Race State	Finished



Sunshine Coast QLD Professional
 Race 4: CALOUNDRA RSL BENCHMARK 68 Handicap - 2200m
 28 August 2024 - 14:18
 Track Rating: Good 4, Weather: Fine, Rail Position: +5m Entire



Section	Overall	2000m	1800m	1600m	1400m	1200m	1000m	800m	600m	400m	200m
Section Times	2:20.74 [8] (0:15.78)	2:04.96 [6] (0:12.26)	1:52.70 [5] (0:12.90)	1:39.80 [3] (0:11.98)	1:27.82 [2] (0:11.98)	1:15.84 [1] (0:13.09)	1:02.75 [1] (0:13.30)	0:49.45 [1] (0:12.43)	0:37.02 [2] (0:11.92)	0:25.10 [1] (0:12.12)	0:12.98 [7] (0:12.98)
Average Speed [km/h]	45.7	59.2	56.5	60.6	60.7	55.2	54.3	58.1	60.7	59.5	55.4
Top Speed [km/h]	60.9	60.2	57.2	63.9	63.9	57.5	56.3	60.4	61.2	60.5	58.2
Avg. Dist. to Rail [m]	5.3	2.2	2.1	3.8	3.3	2.4	1.8	0.5	0.9	2.9	2.5
Avg. Stride Freq. [Hz]	2.1	2.3	2.2	2.2	2.2	2.1	2.1	2.2	2.3	2.3	2.2
Avg. Stride Length [m]	5.9	7.3	7.1	7.6	7.6	7.2	7.1	7.3	7.4	7.3	6.9



- [] Ranking at each section and finish
- .-.- No data available at this section
- NA No data available



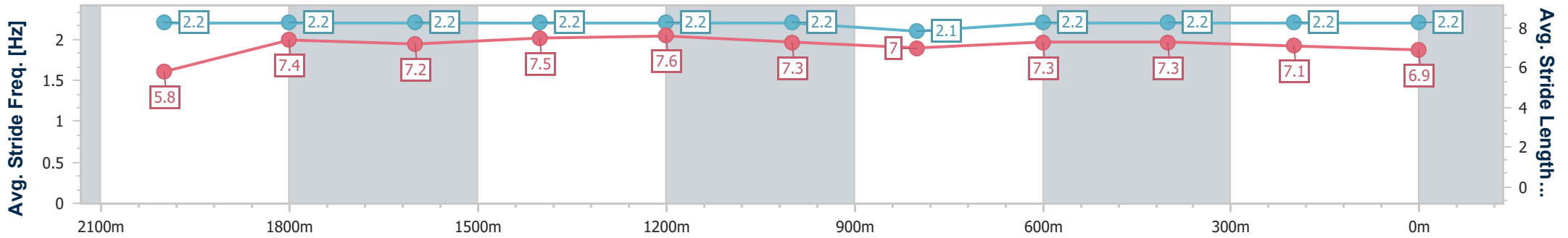
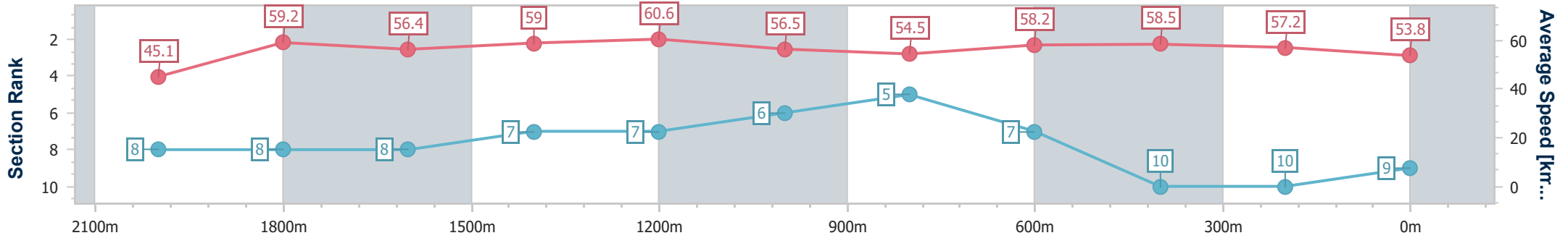
Horse/Jockey Name	Iridessa
Final Rank	9
Fastest Section Time (Section)	0:11.98 (1400m)
Top Speed [km/h] (Section)	61.7 (1400m)
Race State	Finished



Sunshine Coast QLD Professional
 Race 4: CALOUNDRA RSL BENCHMARK 68 Handicap - 2200m
 28 August 2024 - 14:18
 Track Rating: Good 4, Weather: Fine, Rail Position: +5m Entire



Section	Overall	2000m	1800m	1600m	1400m	1200m	1000m	800m	600m	400m	200m
Section Times	2:22.88 [9] (0:16.00)	2:06.88 [8] (0:12.28)	1:54.60 [8] (0:12.95)	1:41.65 [8] (0:12.41)	1:29.24 [7] (0:11.98)	1:17.26 [7] (0:12.83)	1:04.43 [6] (0:13.28)	0:51.15 [5] (0:12.73)	0:38.42 [7] (0:12.45)	0:25.97 [10] (0:12.58)	0:13.39 [10] (0:13.39)
Average Speed [km/h]	45.1	59.2	56.4	59.0	60.6	56.5	54.5	58.2	58.5	57.2	53.8
Top Speed [km/h]	59.9	60.1	57.8	61.3	61.7	58.7	57.1	59.4	59.2	58.1	56.6
Avg. Dist. to Rail [m]	6.2	1.9	3.3	4.2	4.1	4.3	4.2	3.8	2.2	4.6	4.4
Avg. Stride Freq. [Hz]	2.2	2.2	2.2	2.2	2.2	2.2	2.1	2.2	2.2	2.2	2.2
Avg. Stride Length [m]	5.8	7.4	7.2	7.5	7.6	7.3	7.0	7.3	7.3	7.1	6.9



- [] Ranking at each section and finish
- .-.- No data available at this section
- NA No data available



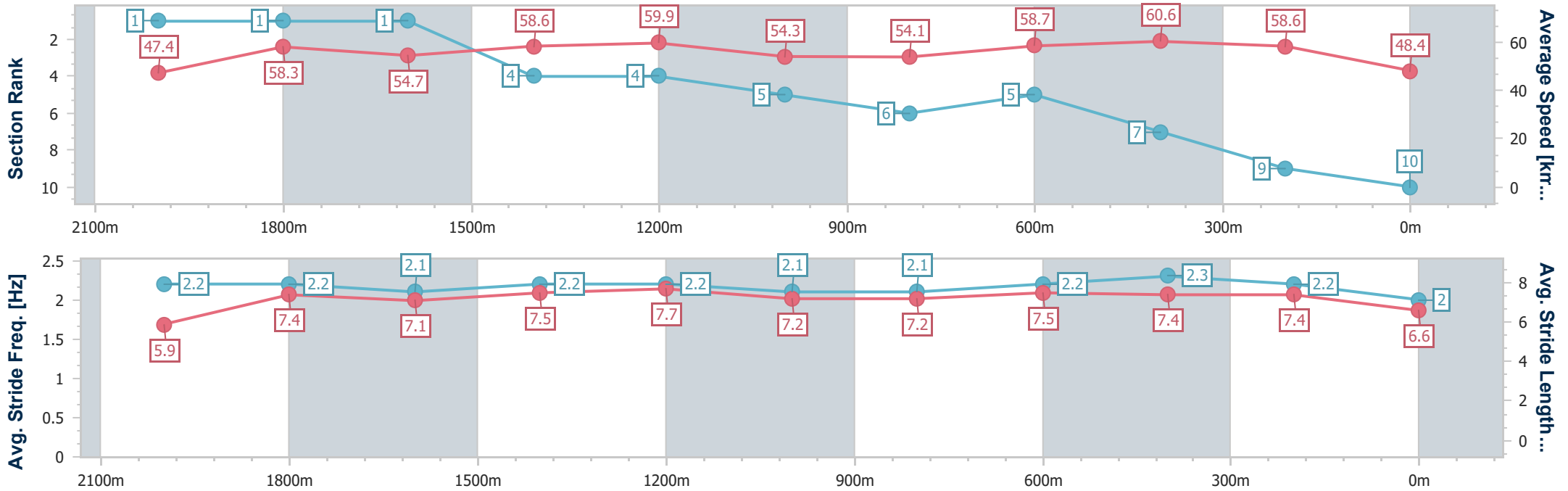
Horse/Jockey Name	Googaz
Final Rank	10
Fastest Section Time (Section)	0:11.97 (600m)
Top Speed [km/h] (Section)	62.5 (1400m)
Race State	Finished



Sunshine Coast QLD Professional
 Race 4: CALOUNDRA RSL BENCHMARK 68 Handicap - 2200m
 28 August 2024 - 14:18
 Track Rating: Good 4, Weather: Fine, Rail Position: +5m Entire



Section	Overall	2000m	1800m	1600m	1400m	1200m	1000m	800m	600m	400m	200m
Section Times	2:23.23 [10] (0:15.19)	2:08.04 [1] (0:12.38)	1:55.66 [1] (0:13.18)	1:42.48 [1] (0:12.34)	1:30.14 [4] (0:12.04)	1:18.10 [4] (0:13.28)	1:04.82 [5] (0:13.35)	0:51.47 [6] (0:12.37)	0:39.10 [5] (0:11.97)	0:27.13 [7] (0:12.26)	0:14.87 [9] (0:14.87)
Average Speed [km/h]	47.4	58.3	54.7	58.6	59.9	54.3	54.1	58.7	60.6	58.6	48.4
Top Speed [km/h]	61.8	60.5	55.6	61.8	62.5	56.0	56.0	60.6	61.2	61.3	55.2
Avg. Dist. to Rail [m]	7.6	0.4	0.2	1.2	2.1	1.9	1.7	1.1	1.0	2.0	4.3
Avg. Stride Freq. [Hz]	2.2	2.2	2.1	2.2	2.2	2.1	2.1	2.2	2.3	2.2	2.0
Avg. Stride Length [m]	5.9	7.4	7.1	7.5	7.7	7.2	7.2	7.5	7.4	7.4	6.6



- [] Ranking at each section and finish
- .-.- No data available at this section
- NA No data available