



# Sunshine Coast QLD Professional

## Race 1: HIGGINS COATINGS Maiden Handicap - 1000m

28 August 2024 - 12:33



Track Rating: Good 4, Weather: Fine, Rail Position: +5m Entire

Section											Last 600m	
Field Times		Overall	800m	600m	400m	200m						
		0:57.87 (0:13.00)	0:44.87 (0:10.66)	0:34.21 (0:11.29)	0:22.92 (0:10.98)	0:11.94 (0:11.94)						0:34.21
Rank	TAB	Horse/Jockey	Barrier	Top Speed [km/h]	Fastest Section	Overall	800m	600m	400m	200m	Margin	Distance Travelled [m]
1	9	ARISPHERE Emily Lang	11	71.8 800m	0:10.59 800m	0:57.87 [1] (0:13.07)	0:44.80 [2] (0:10.59)	0:34.21 [1] (0:11.29)	0:22.92 [1] (0:10.98)	0:11.94 [1] (0:11.94)	0:57.87	0:34.21
2	3	TUFF TU MUS Tiffani Brooker	7	69.6 800m	0:10.51 800m	0:57.95 [2] (0:14.13)	0:43.82 [11] (0:10.51)	0:33.31 [10] (0:10.90)	0:22.41 [10] (0:10.94)	0:11.47 [8] (0:11.47)	0.3L	0:33.31 -1
3	8	SOFALA Tahlia Fenlon	3	70.2 800m	0:10.64 800m	0:58.04 [3] (0:13.23)	0:44.81 [4] (0:10.64)	0:34.17 [3] (0:11.20)	0:22.97 [3] (0:11.08)	0:11.89 [3] (0:11.89)	0.7L	0:34.17 -3
4	13	HEAVENWOOD Cody Collis	1	70.5 800m	0:10.72 800m	0:58.40 [4] (0:13.20)	0:45.20 [3] (0:10.72)	0:34.48 [4] (0:11.24)	0:23.24 [5] (0:11.15)	0:12.09 [5] (0:12.09)	2.7L	0:34.48 -5
5	5	ENID Damien Thornton	4	69.5 800m	0:10.60 800m	0:58.49 [5] (0:13.60)	0:44.89 [8] (0:10.60)	0:34.29 [8] (0:11.18)	0:23.11 [8] (0:11.10)	0:12.01 [7] (0:12.01)	3.1L	0:34.29 +0
6	14	PACIFIC PIRATE Justin Huxtable	2	69.7 800m	0:10.58 800m	0:58.56 [6] (0:13.60)	0:44.96 [7] (0:10.58)	0:34.38 [7] (0:11.11)	0:23.27 [6] (0:11.14)	0:12.13 [6] (0:12.13)	3.4L	0:34.38 -2
7	2	LANTAU ISLAND James Orman	8	71.9 Overall	0:10.71 800m	0:58.56 [7] (0:13.00)	0:45.56 [1] (0:10.71)	0:34.85 [2] (0:11.27)	0:23.58 [2] (0:11.07)	0:12.51 [2] (0:12.51)	3.5L	0:34.85 -1
8	6	PRIVATE EQUITY Michael Rodd	6	69.3 800m	0:10.74 800m	0:58.66 [8] (0:13.26)	0:45.40 [6] (0:10.74)	0:34.66 [5] (0:11.13)	0:23.53 [4] (0:11.17)	0:12.36 [4] (0:12.36)	4L	0:34.66 +3
9	10	THE PROPHECY Morgan Butler	9	69.8 800m	0:10.65 800m	0:59.03 [9] (0:13.74)	0:45.29 [9] (0:10.65)	0:34.64 [9] (0:11.14)	0:23.50 [9] (0:11.14)	0:12.36 [9] (0:12.36)	6L	0:34.64 +2
10	4	VENCE Noel Callow	10	68.8 800m	0:11.03 800m	0:59.52 [10] (0:13.77)	0:45.75 [10] (0:11.03)	0:34.72 [11] (0:11.41)	0:23.31 [11] (0:11.28)	0:12.03 [11] (0:12.03)	8.8L	0:34.72 +2

Scratched: Ripper Shank (#7), Trevatt Court (#15), Negronis (#12), Like Smoke (#11)

[ ] Ranking at each section and finish  
 -:-:- No data available at this section  
 NA No data available

SCN Saddle cloth number  
 DNF Did not finish  
 DNT Did not track



**Sunshine Coast QLD Professional**  
**Race 1: HIGGINS COATINGS Maiden Handicap - 1000m**  
**28 August 2024 - 12:33**



Track Rating: Good 4, Weather: Fine, Rail Position: +5m Entire

Section		Overall	800m	600m	400m	200m	Last 600m	
Field Times		0:57.87 (0:13.00)	0:44.87 (0:10.66)	0:34.21 (0:11.29)	0:22.92 (0:10.98)	0:11.94 (0:11.94)	0:34.21	

Rank	TAB	Horse/Jockey	Barrier	Top Speed [km/h]	Fastest Section	Margin	Distance Travelled [m]
11	1	HASBULLA	5	69.3	0:10.88	9L	+5
		Samantha Collett		Overall	800m		
					0:59.58 [11]		
					(0:13.23)		
					0:46.35 [5]		
					(0:10.88)		
					0:35.47 [6]		
					(0:11.19)		
					0:24.28 [7]		
					(0:11.48)		
					0:12.80 [10]		
					(0:12.80)		

Scratched: Ripper Shank (#7), Trevatt Court (#15), Negrinis (#12), Like Smoke (#11)

[ ] Ranking at each section and finish  
 -:-:- No data available at this section  
 NA No data available

SCN Saddle cloth number  
 DNF Did not finish  
 DNT Did not track



Horse/Jockey Name	Arisphere
Final Rank	1
Fastest Section Time (Section)	0:10.59 (800m)
Top Speed [km/h] (Section)	71.8 (800m)
Race State	Finished



### Sunshine Coast QLD Professional

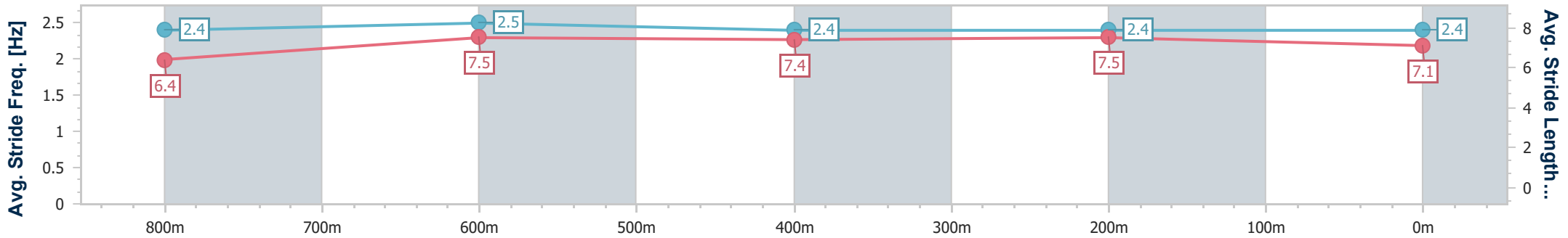
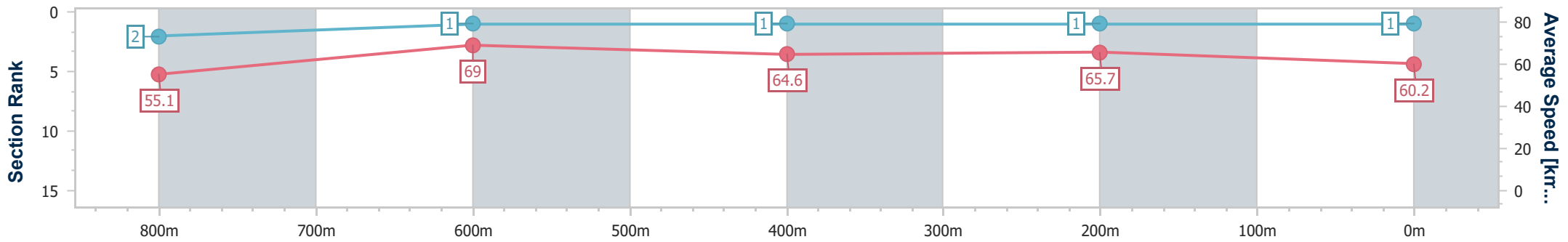
Race 1: HIGGINS COATINGS Maiden Handicap - 1000m



28 August 2024 - 12:33

Track Rating: Good 4, Weather: Fine, Rail Position: +5m Entire

Section	Overall	800m	600m	400m	200m
Section Times	0:57.87 [1] (0:13.07)	0:44.80 [2] (0:10.59)	0:34.21 [1] (0:11.29)	0:22.92 [1] (0:10.98)	0:11.94 [1] (0:11.94)
Average Speed [km/h]	55.1	69.0	64.6	65.7	60.2
Top Speed [km/h]	70.3	71.8	67.5	66.6	65.0
Avg. Dist. to Rail [m]	10.6	4.1	2.2	2.3	2.7
Avg. Stride Freq. [Hz]	2.4	2.5	2.4	2.4	2.4
Avg. Stride Length [m]	6.4	7.5	7.4	7.5	7.1



- [ ] Ranking at each section and finish
- .-.-.- No data available at this section
- NA No data available



Horse/Jockey Name	Tuff Tu Mus
Final Rank	2
Fastest Section Time (Section)	0:10.51 (800m)
Top Speed [km/h] (Section)	69.6 (800m)
Race State	Finished



### Sunshine Coast QLD Professional

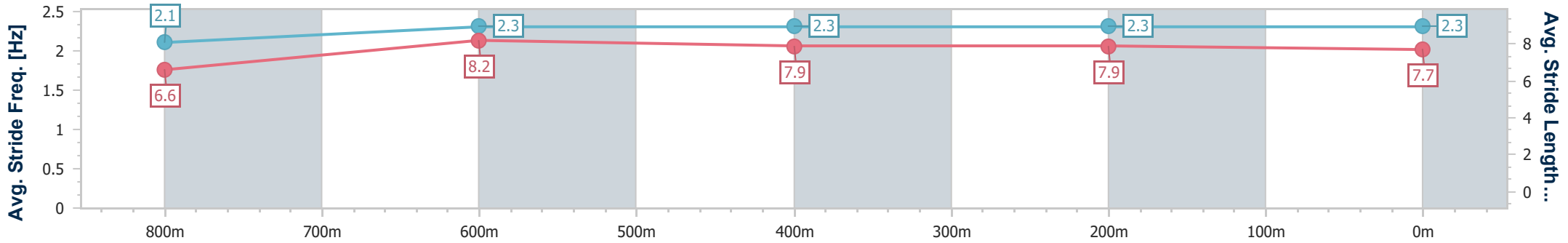
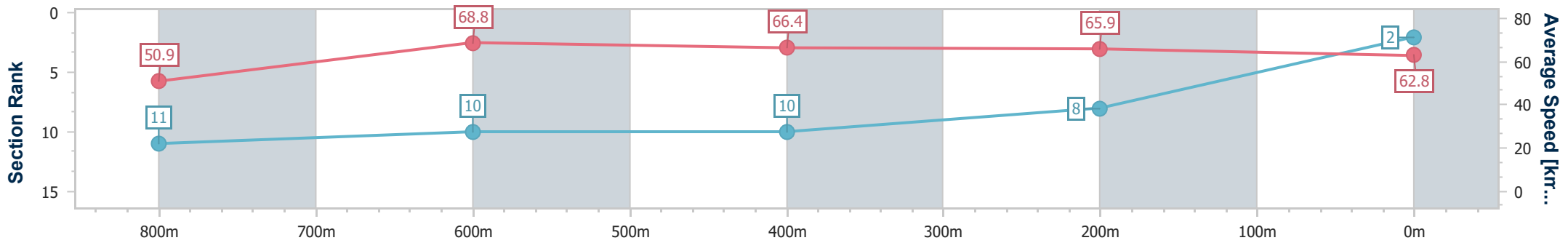
Race 1: HIGGINS COATINGS Maiden Handicap - 1000m



28 August 2024 - 12:33

Track Rating: Good 4, Weather: Fine, Rail Position: +5m Entire

Section	Overall	800m	600m	400m	200m
Section Times	0:57.95 [2] (0:14.13)	0:43.82 [11] (0:10.51)	0:33.31 [10] (0:10.90)	0:22.41 [10] (0:10.94)	0:11.47 [8] (0:11.47)
Average Speed [km/h]	50.9	68.8	66.4	65.9	62.8
Top Speed [km/h]	62.9	69.6	69.5	66.9	66.5
Avg. Dist. to Rail [m]	6.0	1.8	0.7	2.3	4.5
Avg. Stride Freq. [Hz]	2.1	2.3	2.3	2.3	2.3
Avg. Stride Length [m]	6.6	8.2	7.9	7.9	7.7



- [ ] Ranking at each section and finish
- .-.- No data available at this section
- NA No data available



Horse/Jockey Name	Sofala
Final Rank	3
Fastest Section Time (Section)	0:10.64 (800m)
Top Speed [km/h] (Section)	70.2 (800m)
Race State	Finished



### Sunshine Coast QLD Professional

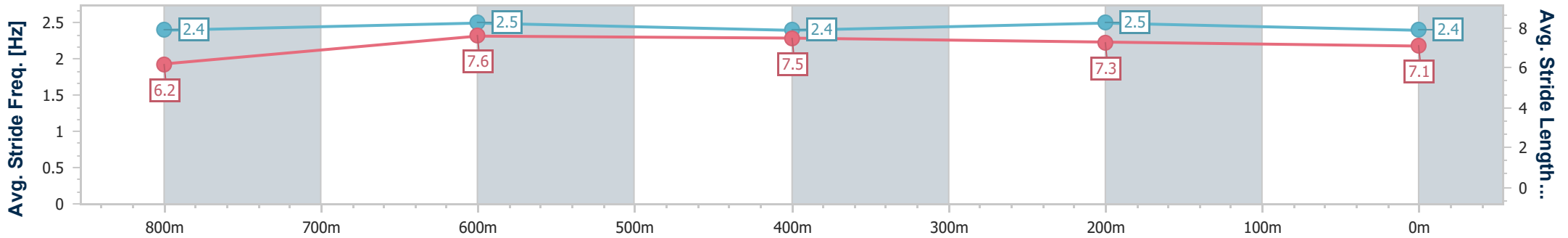
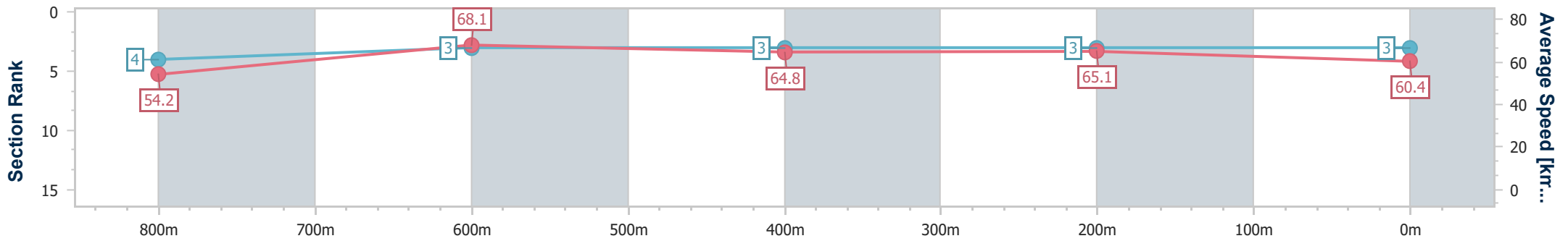
Race 1: HIGGINS COATINGS Maiden Handicap - 1000m



28 August 2024 - 12:33

Track Rating: Good 4, Weather: Fine, Rail Position: +5m Entire

Section	Overall	800m	600m	400m	200m
Section Times	0:58.04 [3] (0:13.23)	0:44.81 [4] (0:10.64)	0:34.17 [3] (0:11.20)	0:22.97 [3] (0:11.08)	0:11.89 [3] (0:11.89)
Average Speed [km/h]	54.2	68.1	64.8	65.1	60.4
Top Speed [km/h]	70.1	70.2	67.3	65.9	63.5
Avg. Dist. to Rail [m]	3.2	1.6	1.4	3.2	3.1
Avg. Stride Freq. [Hz]	2.4	2.5	2.4	2.5	2.4
Avg. Stride Length [m]	6.2	7.6	7.5	7.3	7.1



- [ ] Ranking at each section and finish
- .-.- No data available at this section
- NA No data available



Horse/Jockey Name	Heavenwood
Final Rank	4
Fastest Section Time (Section)	0:10.72 (800m)
Top Speed [km/h] (Section)	70.5 (800m)
Race State	Finished



### Sunshine Coast QLD Professional

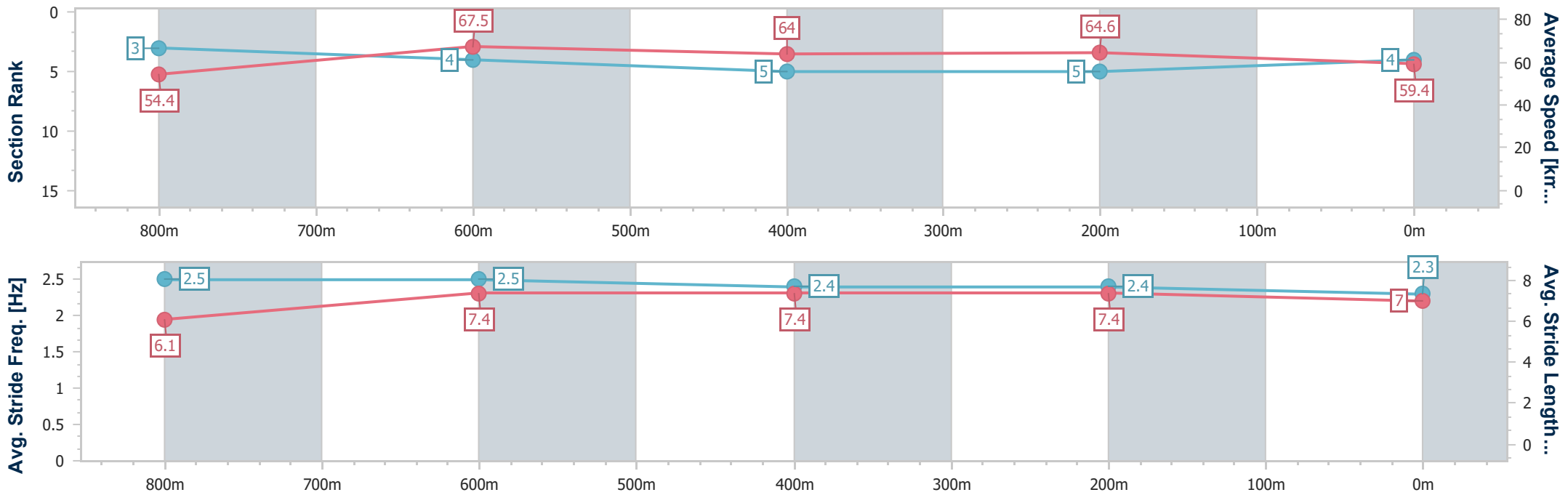
Race 1: HIGGINS COATINGS Maiden Handicap - 1000m



28 August 2024 - 12:33

Track Rating: Good 4, Weather: Fine, Rail Position: +5m Entire

Section	Overall	800m	600m	400m	200m
Section Times	0:58.40 [4] (0:13.20)	0:45.20 [3] (0:10.72)	0:34.48 [4] (0:11.24)	0:23.24 [5] (0:11.15)	0:12.09 [5] (0:12.09)
Average Speed [km/h]	54.4	67.5	64.0	64.6	59.4
Top Speed [km/h]	70.2	70.5	64.9	65.7	62.8
Avg. Dist. to Rail [m]	2.2	1.5	0.6	1.1	2.3
Avg. Stride Freq. [Hz]	2.5	2.5	2.4	2.4	2.3
Avg. Stride Length [m]	6.1	7.4	7.4	7.4	7.0



- [ ] Ranking at each section and finish
- .-.- No data available at this section
- NA No data available



Horse/Jockey Name	Enid
Final Rank	5
Fastest Section Time (Section)	0:10.60 (800m)
Top Speed [km/h] (Section)	69.5 (800m)
Race State	Finished



### Sunshine Coast QLD Professional

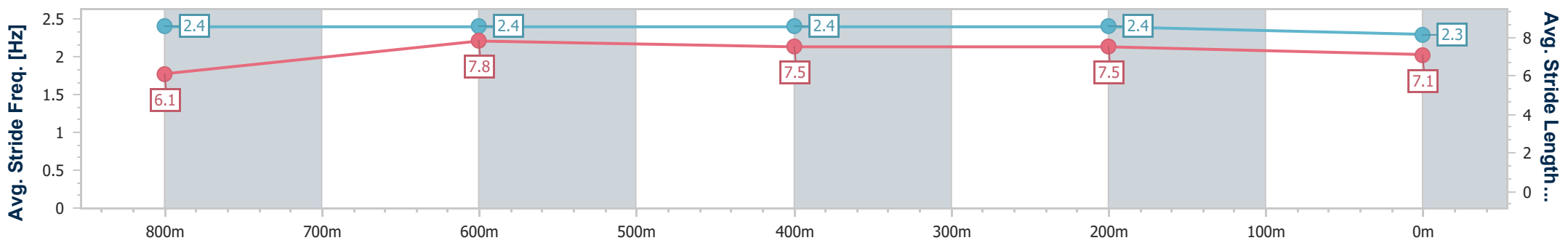
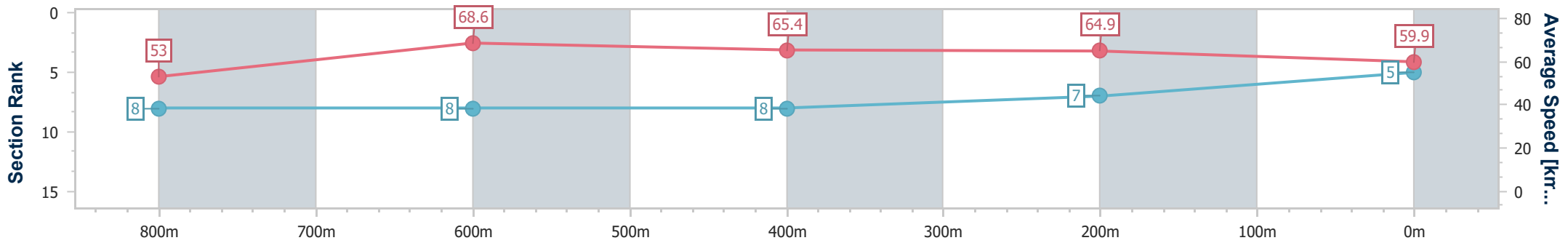
Race 1: HIGGINS COATINGS Maiden Handicap - 1000m



28 August 2024 - 12:33

Track Rating: Good 4, Weather: Fine, Rail Position: +5m Entire

Section	Overall	800m	600m	400m	200m
Section Times	0:58.49 [5] (0:13.60)	0:44.89 [8] (0:10.60)	0:34.29 [8] (0:11.18)	0:23.11 [8] (0:11.10)	0:12.01 [7] (0:12.01)
Average Speed [km/h]	53.0	68.6	65.4	64.9	59.9
Top Speed [km/h]	69.0	69.5	67.0	65.6	63.6
Avg. Dist. to Rail [m]	5.0	3.2	2.4	4.9	6.0
Avg. Stride Freq. [Hz]	2.4	2.4	2.4	2.4	2.3
Avg. Stride Length [m]	6.1	7.8	7.5	7.5	7.1



- [ ] Ranking at each section and finish
- .-.- No data available at this section
- NA No data available



Horse/Jockey Name	Pacific Pirate
Final Rank	6
Fastest Section Time (Section)	0:10.58 (800m)
Top Speed [km/h] (Section)	69.7 (800m)
Race State	Finished



### Sunshine Coast QLD Professional

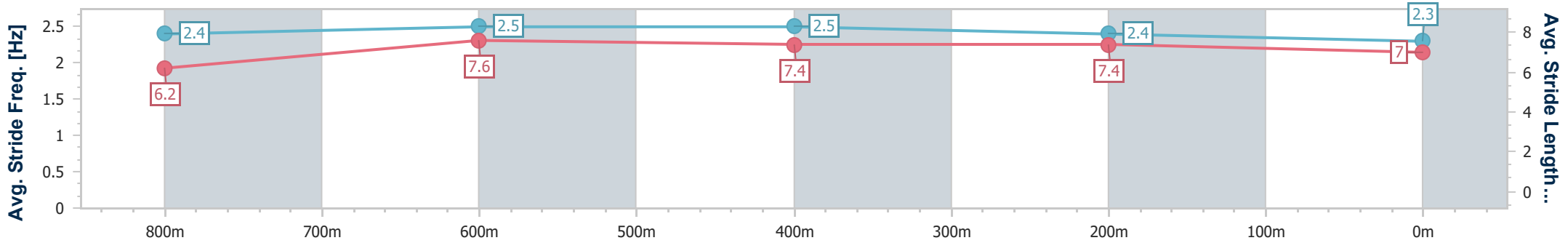
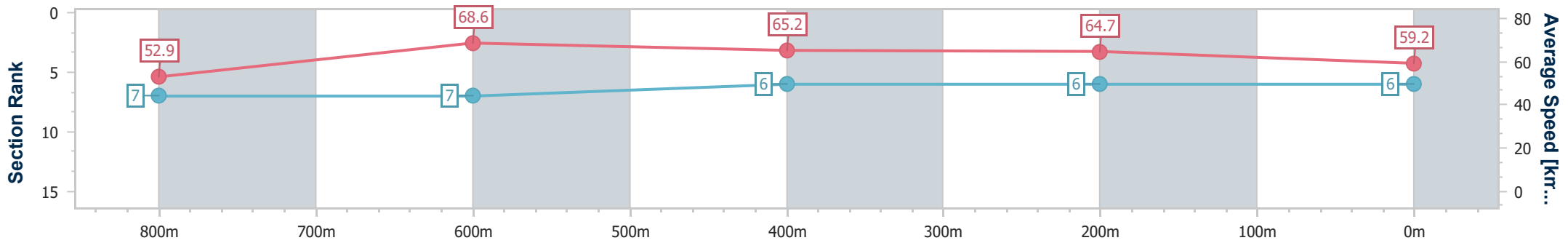
Race 1: HIGGINS COATINGS Maiden Handicap - 1000m



28 August 2024 - 12:33

Track Rating: Good 4, Weather: Fine, Rail Position: +5m Entire

Section	Overall	800m	600m	400m	200m
Section Times	0:58.56 [6] (0:13.60)	0:44.96 [7] (0:10.58)	0:34.38 [7] (0:11.11)	0:23.27 [6] (0:11.14)	0:12.13 [6] (0:12.13)
Average Speed [km/h]	52.9	68.6	65.2	64.7	59.2
Top Speed [km/h]	69.5	69.7	66.6	66.7	62.3
Avg. Dist. to Rail [m]	2.9	2.0	1.5	3.5	4.0
Avg. Stride Freq. [Hz]	2.4	2.5	2.5	2.4	2.3
Avg. Stride Length [m]	6.2	7.6	7.4	7.4	7.0



- [ ] Ranking at each section and finish
- .-.- No data available at this section
- NA No data available





Horse/Jockey Name	Lantau Island
Final Rank	7
Fastest Section Time (Section)	0:10.71 (800m)
Top Speed [km/h] (Section)	71.9 (Overall)
Race State	Finished



### Sunshine Coast QLD Professional

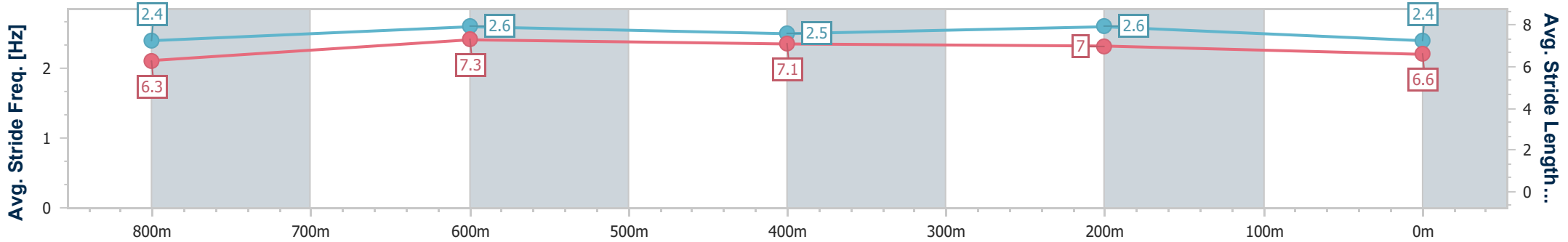
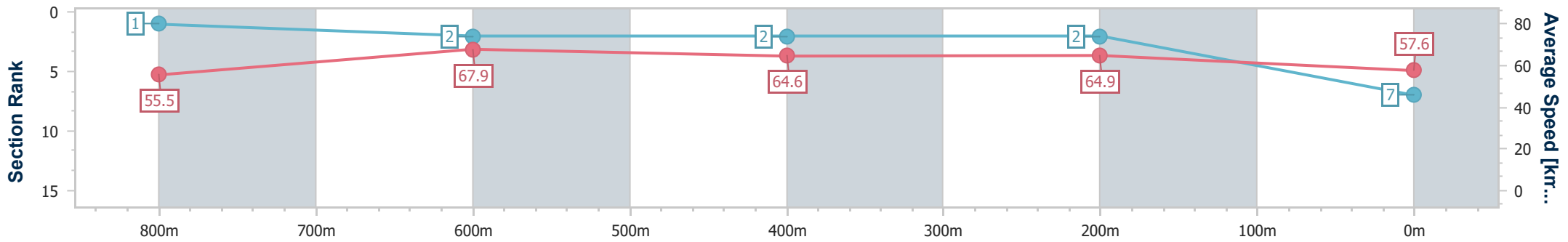
Race 1: HIGGINS COATINGS Maiden Handicap - 1000m



28 August 2024 - 12:33

Track Rating: Good 4, Weather: Fine, Rail Position: +5m Entire

Section	Overall	800m	600m	400m	200m
Section Times	0:58.56 [7] (0:13.00)	0:45.56 [1] (0:10.71)	0:34.85 [2] (0:11.27)	0:23.58 [2] (0:11.07)	0:12.51 [2] (0:12.51)
Average Speed [km/h]	55.5	67.9	64.6	64.9	57.6
Top Speed [km/h]	71.9	71.7	66.2	66.4	62.9
Avg. Dist. to Rail [m]	8.8	3.2	1.5	1.9	1.9
Avg. Stride Freq. [Hz]	2.4	2.6	2.5	2.6	2.4
Avg. Stride Length [m]	6.3	7.3	7.1	7.0	6.6



- [ ] Ranking at each section and finish
- .-.- No data available at this section
- NA No data available



Horse/Jockey Name	Private Equity
Final Rank	8
Fastest Section Time (Section)	0:10.74 (800m)
Top Speed [km/h] (Section)	69.3 (800m)
Race State	Finished



### Sunshine Coast QLD Professional

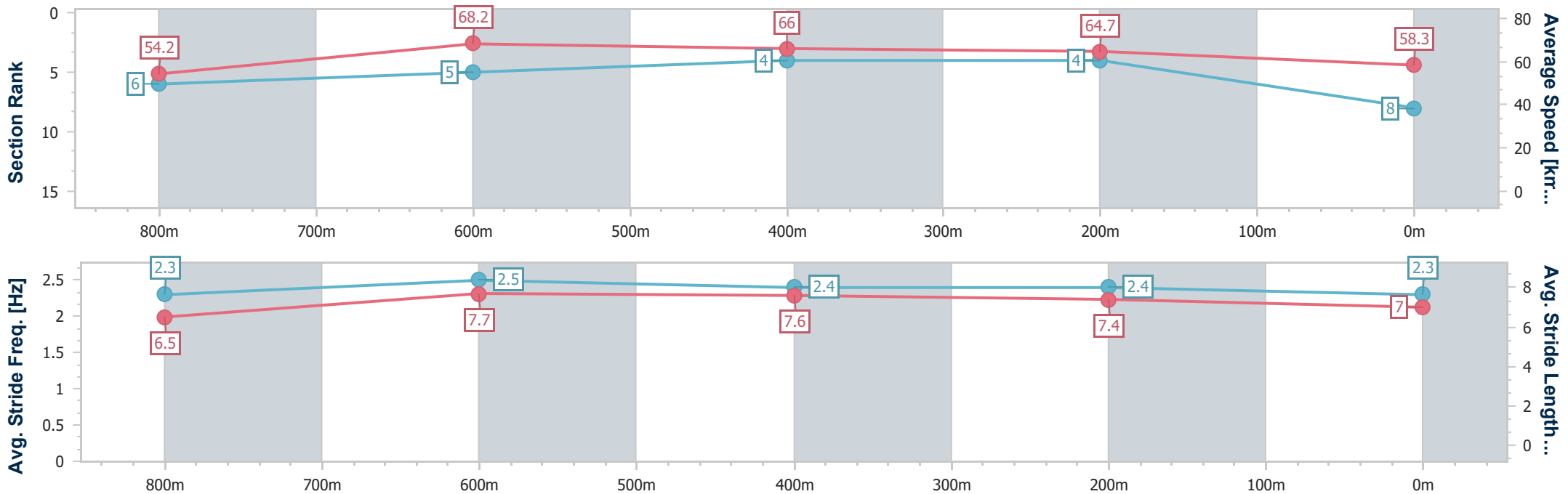
Race 1: HIGGINS COATINGS Maiden Handicap - 1000m



28 August 2024 - 12:33

Track Rating: Good 4, Weather: Fine, Rail Position: +5m Entire

Section	Overall	800m	600m	400m	200m
Section Times	0:58.66 [8] (0:13.26)	0:45.40 [6] (0:10.74)	0:34.66 [5] (0:11.13)	0:23.53 [4] (0:11.17)	0:12.36 [4] (0:12.36)
Average Speed [km/h]	54.2	68.2	66.0	64.7	58.3
Top Speed [km/h]	68.8	69.3	67.8	65.6	63.0
Avg. Dist. to Rail [m]	6.8	4.4	3.4	7.4	8.3
Avg. Stride Freq. [Hz]	2.3	2.5	2.4	2.4	2.3
Avg. Stride Length [m]	6.5	7.7	7.6	7.4	7.0



- [ ] Ranking at each section and finish
- .-.- No data available at this section
- NA No data available



Horse/Jockey Name	The Prophecy
Final Rank	9
Fastest Section Time (Section)	0:10.65 (800m)
Top Speed [km/h] (Section)	69.8 (800m)
Race State	Finished



### Sunshine Coast QLD Professional

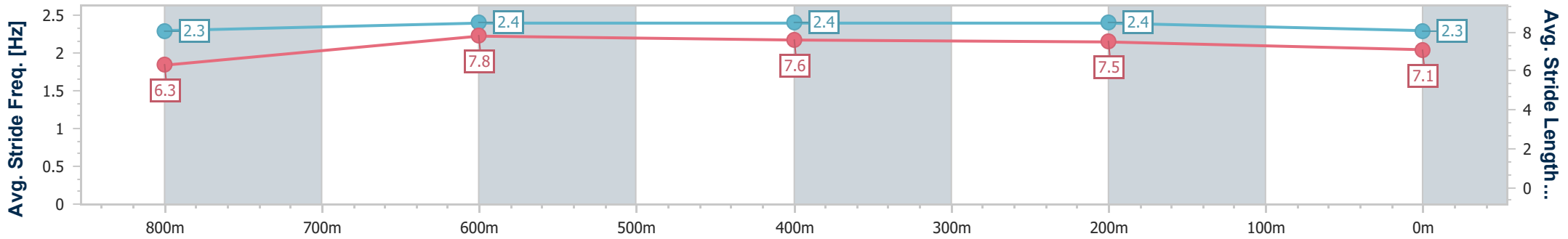
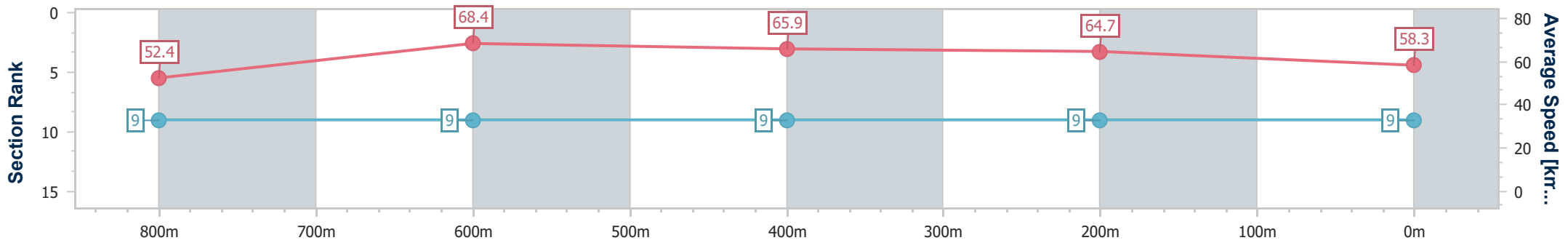
Race 1: HIGGINS COATINGS Maiden Handicap - 1000m



28 August 2024 - 12:33

Track Rating: Good 4, Weather: Fine, Rail Position: +5m Entire

Section	Overall	800m	600m	400m	200m
Section Times	0:59.03 [9] (0:13.74)	0:45.29 [9] (0:10.65)	0:34.64 [9] (0:11.14)	0:23.50 [9] (0:11.14)	0:12.36 [9] (0:12.36)
Average Speed [km/h]	52.4	68.4	65.9	64.7	58.3
Top Speed [km/h]	69.5	69.8	67.4	67.0	62.1
Avg. Dist. to Rail [m]	7.1	3.4	3.2	8.0	7.3
Avg. Stride Freq. [Hz]	2.3	2.4	2.4	2.4	2.3
Avg. Stride Length [m]	6.3	7.8	7.6	7.5	7.1



- [ ] Ranking at each section and finish
- .-.- No data available at this section
- NA No data available



Horse/Jockey Name	Vence
Final Rank	10
Fastest Section Time (Section)	0:11.03 (800m)
Top Speed [km/h] (Section)	68.8 (800m)
Race State	Finished



### Sunshine Coast QLD Professional

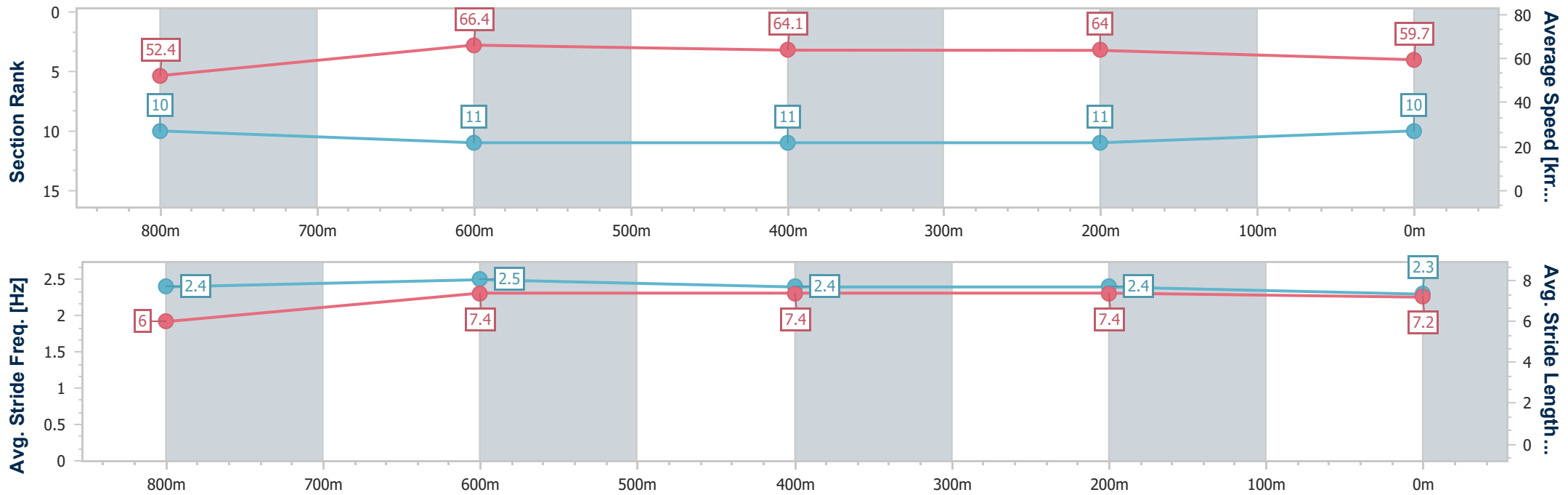
Race 1: HIGGINS COATINGS Maiden Handicap - 1000m



28 August 2024 - 12:33

Track Rating: Good 4, Weather: Fine, Rail Position: +5m Entire

Section	Overall	800m	600m	400m	200m
Section Times	0:59.52 [10] (0:13.77)	0:45.75 [10] (0:11.03)	0:34.72 [11] (0:11.41)	0:23.31 [11] (0:11.28)	0:12.03 [11] (0:12.03)
Average Speed [km/h]	52.4	66.4	64.1	64.0	59.7
Top Speed [km/h]	68.8	68.8	65.5	64.5	63.7
Avg. Dist. to Rail [m]	9.7	4.6	2.8	6.4	8.0
Avg. Stride Freq. [Hz]	2.4	2.5	2.4	2.4	2.3
Avg. Stride Length [m]	6.0	7.4	7.4	7.4	7.2



- [ ] Ranking at each section and finish
- .-.- No data available at this section
- NA No data available



Horse/Jockey Name	Hasbulla
Final Rank	11
Fastest Section Time (Section)	0:10.88 (800m)
Top Speed [km/h] (Section)	69.3 (Overall)
Race State	Finished



Sunshine Coast QLD Professional

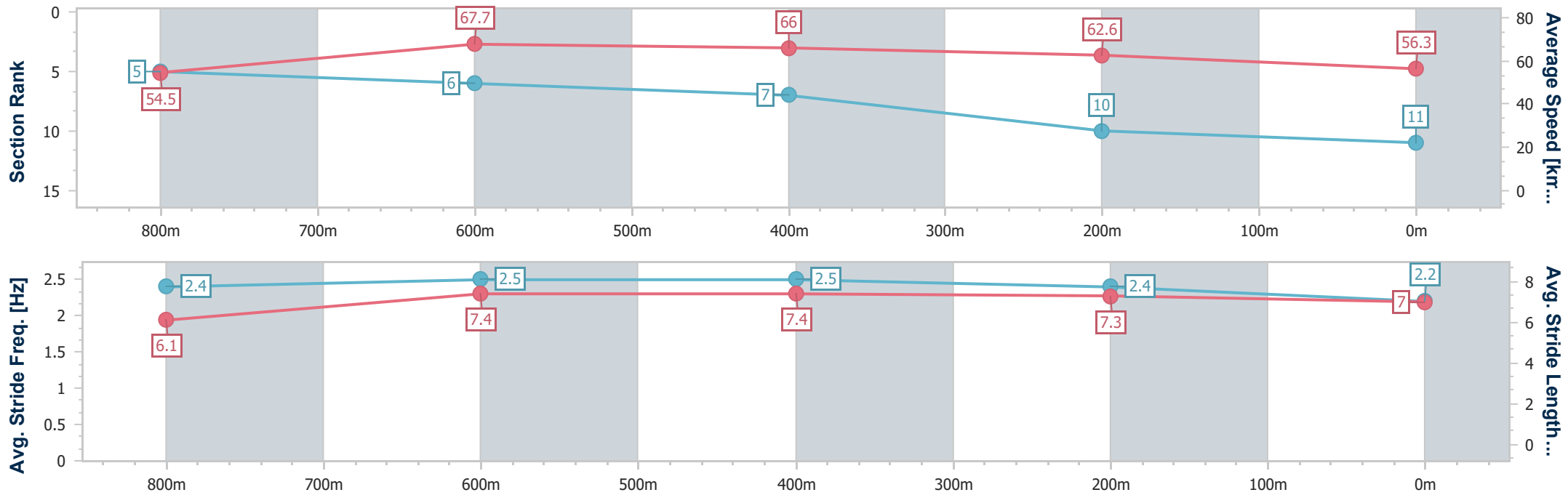
Race 1: HIGGINS COATINGS Maiden Handicap - 1000m



28 August 2024 - 12:33

Track Rating: Good 4, Weather: Fine, Rail Position: +5m Entire

Section	Overall	800m	600m	400m	200m
Section Times	0:59.58 [11] (0:13.23)	0:46.35 [5] (0:10.88)	0:35.47 [6] (0:11.19)	0:24.28 [7] (0:11.48)	0:12.80 [10] (0:12.80)
Average Speed [km/h]	54.5	67.7	66.0	62.6	56.3
Top Speed [km/h]	69.3	68.9	67.3	64.8	59.9
Avg. Dist. to Rail [m]	6.1	5.0	4.9	6.3	5.2
Avg. Stride Freq. [Hz]	2.4	2.5	2.5	2.4	2.2
Avg. Stride Length [m]	6.1	7.4	7.4	7.3	7.0



- [ ] Ranking at each section and finish
- .-.- No data available at this section
- NA No data available