



Sunshine Coast QLD Professional

Race 1: HIGGINS COATINGS Maiden Handicap - 1000m

28 August 2024 - 12:33



Track Rating: Good 4, Weather: Fine, Rail Position: +5m Entire

Section											Last 600m	
Field Times		Overall	800m	600m	400m	200m						
		0:57.87 (0:13.00)	0:44.87 (0:10.66)	0:34.21 (0:11.29)	0:22.92 (0:10.98)	0:11.94 (0:11.94)						0:34.21
Rank	TAB	Horse/Jockey	Barrier	Top Speed [km/h]	Fastest Section	Overall	800m	600m	400m	200m	Margin	Distance Travelled [m]
1	9	ARISPHERE Emily Lang	11	71.8 800m	0:10.59 800m	0:57.87 [1] (0:13.07)	0:44.80 [2] (0:10.59)	0:34.21 [1] (0:11.29)	0:22.92 [1] (0:10.98)	0:11.94 [1] (0:11.94)	0:57.87	0:34.21
2	3	TUFF TU MUS Tiffani Brooker	7	69.6 800m	0:10.51 800m	0:57.95 [2] (0:14.13)	0:43.82 [11] (0:10.51)	0:33.31 [10] (0:10.90)	0:22.41 [10] (0:10.94)	0:11.47 [8] (0:11.47)	0.3L	0:33.31 -1
3	8	SOFALA Tahlia Fenlon	3	70.2 800m	0:10.64 800m	0:58.04 [3] (0:13.23)	0:44.81 [4] (0:10.64)	0:34.17 [3] (0:11.20)	0:22.97 [3] (0:11.08)	0:11.89 [3] (0:11.89)	0.7L	0:34.17 -3
4	13	HEAVENWOOD Cody Collis	1	70.5 800m	0:10.72 800m	0:58.40 [4] (0:13.20)	0:45.20 [3] (0:10.72)	0:34.48 [4] (0:11.24)	0:23.24 [5] (0:11.15)	0:12.09 [5] (0:12.09)	2.7L	0:34.48 -5
5	5	ENID Damien Thornton	4	69.5 800m	0:10.60 800m	0:58.49 [5] (0:13.60)	0:44.89 [8] (0:10.60)	0:34.29 [8] (0:11.18)	0:23.11 [8] (0:11.10)	0:12.01 [7] (0:12.01)	3.1L	0:34.29 +0
6	14	PACIFIC PIRATE Justin Huxtable	2	69.7 800m	0:10.58 800m	0:58.56 [6] (0:13.60)	0:44.96 [7] (0:10.58)	0:34.38 [7] (0:11.11)	0:23.27 [6] (0:11.14)	0:12.13 [6] (0:12.13)	3.4L	0:34.38 -2
7	2	LANTAU ISLAND James Orman	8	71.9 Overall	0:10.71 800m	0:58.56 [7] (0:13.00)	0:45.56 [1] (0:10.71)	0:34.85 [2] (0:11.27)	0:23.58 [2] (0:11.07)	0:12.51 [2] (0:12.51)	3.5L	0:34.85 -1
8	6	PRIVATE EQUITY Michael Rodd	6	69.3 800m	0:10.74 800m	0:58.66 [8] (0:13.26)	0:45.40 [6] (0:10.74)	0:34.66 [5] (0:11.13)	0:23.53 [4] (0:11.17)	0:12.36 [4] (0:12.36)	4L	0:34.66 +3
9	10	THE PROPHECY Morgan Butler	9	69.8 800m	0:10.65 800m	0:59.03 [9] (0:13.74)	0:45.29 [9] (0:10.65)	0:34.64 [9] (0:11.14)	0:23.50 [9] (0:11.14)	0:12.36 [9] (0:12.36)	6L	0:34.64 +2
10	4	VENCE Noel Callow	10	68.8 800m	0:11.03 800m	0:59.52 [10] (0:13.77)	0:45.75 [10] (0:11.03)	0:34.72 [11] (0:11.41)	0:23.31 [11] (0:11.28)	0:12.03 [11] (0:12.03)	8.8L	0:34.72 +2

Scratched: Ripper Shank (#7), Trevatt Court (#15), Negronis (#12), Like Smoke (#11)

[] Ranking at each section and finish
 -:-:- No data available at this section
 NA No data available

SCN Saddle cloth number
 DNF Did not finish
 DNT Did not track



Sunshine Coast QLD Professional
Race 1: HIGGINS COATINGS Maiden Handicap - 1000m
28 August 2024 - 12:33



Track Rating: Good 4, Weather: Fine, Rail Position: +5m Entire

Section	Overall	800m	600m	400m	200m	Last 600m
Field Times	0:57.87 (0:13.00)	0:44.87 (0:10.66)	0:34.21 (0:11.29)	0:22.92 (0:10.98)	0:11.94 (0:11.94)	0:34.21

Rank	TAB	Horse/Jockey	Barrier	Top Speed [km/h]	Fastest Section	Margin	Distance Travelled [m]
11	1	HASBULLA	5	69.3	0:10.88	9L	+5
		Samantha Collett		Overall	800m		
					0:59.58 [11]		
					(0:13.23)		
					0:46.35 [5]		
					(0:10.88)		
					0:35.47 [6]		
					(0:11.19)		
					0:24.28 [7]		
					(0:11.48)		
					0:12.80 [10]		
					(0:12.80)		

Scratched: Ripper Shank (#7), Trevatt Court (#15), Negrinis (#12), Like Smoke (#11)

[] Ranking at each section and finish
 -:-:- No data available at this section
 NA No data available

SCN Saddle cloth number
 DNF Did not finish
 DNT Did not track



Horse/Jockey Name	Arisphere
Final Rank	1
Fastest Section Time (Section)	0:10.59 (800m)
Top Speed [km/h] (Section)	71.8 (800m)
Race State	Finished



Sunshine Coast QLD Professional

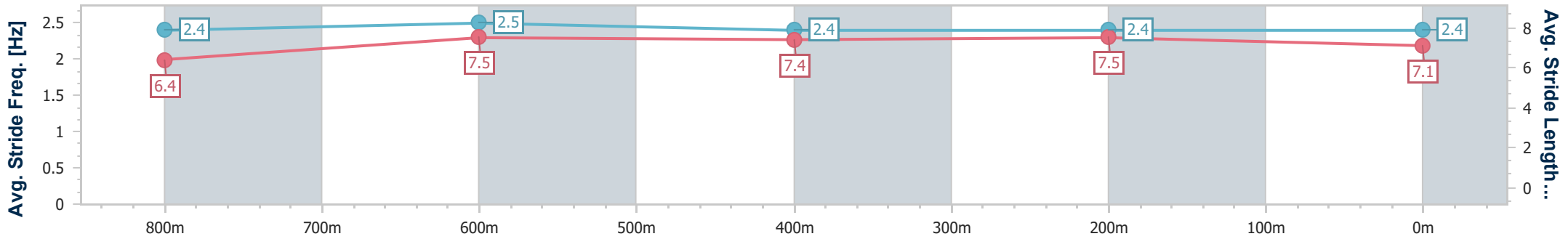
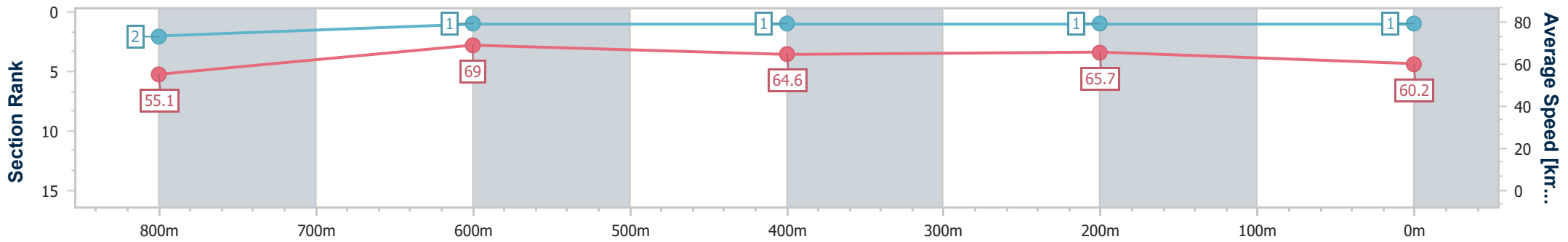
Race 1: HIGGINS COATINGS Maiden Handicap - 1000m



28 August 2024 - 12:33

Track Rating: Good 4, Weather: Fine, Rail Position: +5m Entire

Section	Overall	800m	600m	400m	200m
Section Times	0:57.87 [1] (0:13.07)	0:44.80 [2] (0:10.59)	0:34.21 [1] (0:11.29)	0:22.92 [1] (0:10.98)	0:11.94 [1] (0:11.94)
Average Speed [km/h]	55.1	69.0	64.6	65.7	60.2
Top Speed [km/h]	70.3	71.8	67.5	66.6	65.0
Avg. Dist. to Rail [m]	10.6	4.1	2.2	2.3	2.7
Avg. Stride Freq. [Hz]	2.4	2.5	2.4	2.4	2.4
Avg. Stride Length [m]	6.4	7.5	7.4	7.5	7.1



- [] Ranking at each section and finish
- .-.- No data available at this section
- NA No data available



Horse/Jockey Name	Tuff Tu Mus
Final Rank	2
Fastest Section Time (Section)	0:10.51 (800m)
Top Speed [km/h] (Section)	69.6 (800m)
Race State	Finished



Sunshine Coast QLD Professional

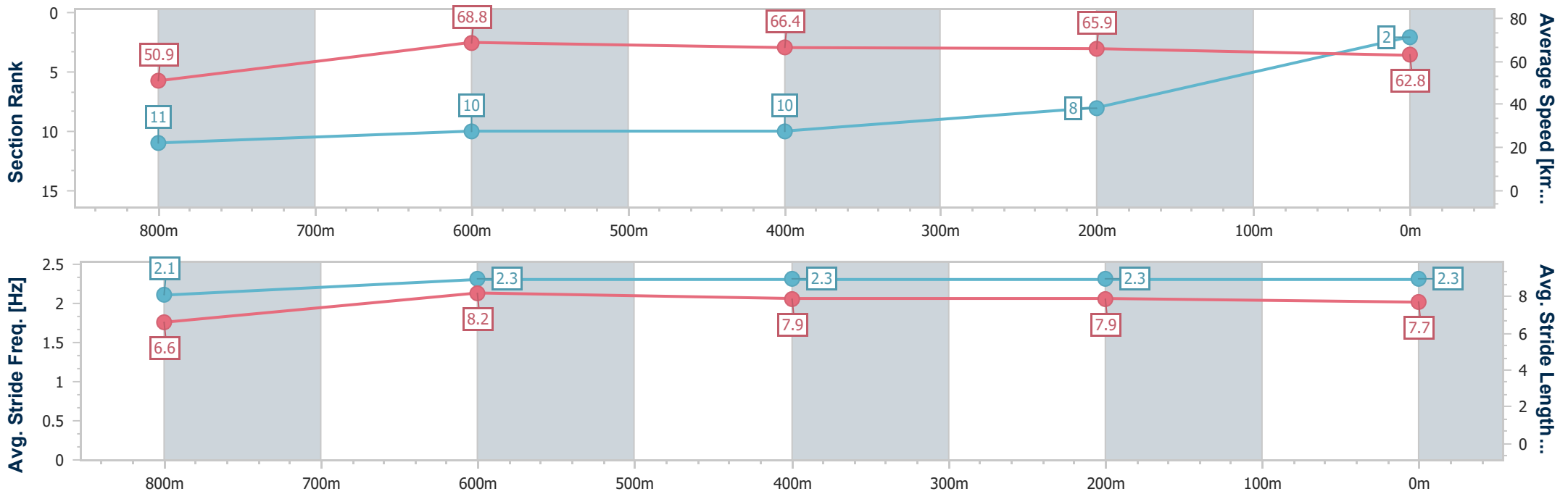
Race 1: HIGGINS COATINGS Maiden Handicap - 1000m



28 August 2024 - 12:33

Track Rating: Good 4, Weather: Fine, Rail Position: +5m Entire

Section	Overall	800m	600m	400m	200m
Section Times	0:57.95 [2] (0:14.13)	0:43.82 [11] (0:10.51)	0:33.31 [10] (0:10.90)	0:22.41 [10] (0:10.94)	0:11.47 [8] (0:11.47)
Average Speed [km/h]	50.9	68.8	66.4	65.9	62.8
Top Speed [km/h]	62.9	69.6	69.5	66.9	66.5
Avg. Dist. to Rail [m]	6.0	1.8	0.7	2.3	4.5
Avg. Stride Freq. [Hz]	2.1	2.3	2.3	2.3	2.3
Avg. Stride Length [m]	6.6	8.2	7.9	7.9	7.7



- [] Ranking at each section and finish
- .-.- No data available at this section
- NA No data available



Horse/Jockey Name	Sofala
Final Rank	3
Fastest Section Time (Section)	0:10.64 (800m)
Top Speed [km/h] (Section)	70.2 (800m)
Race State	Finished



Sunshine Coast QLD Professional

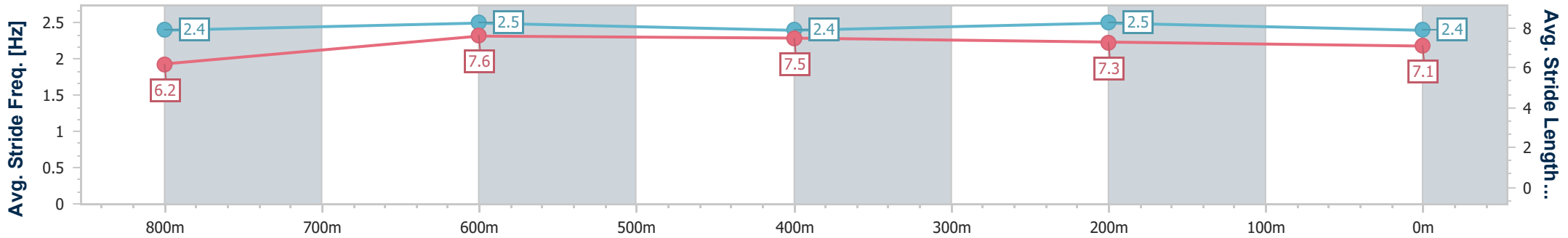
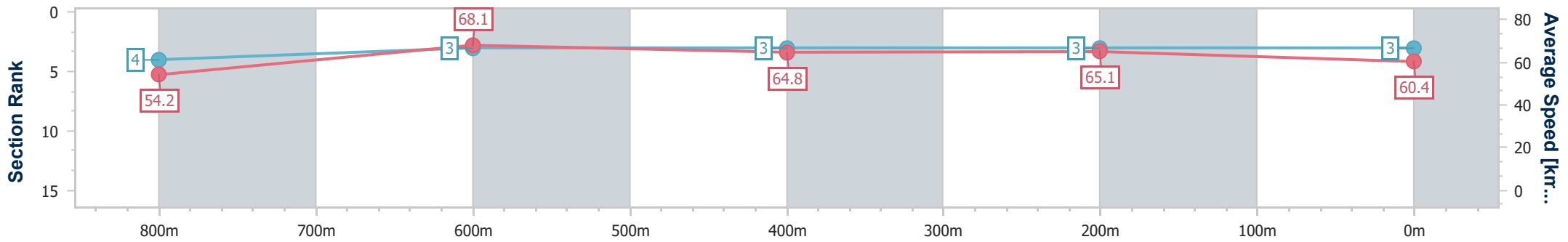
Race 1: HIGGINS COATINGS Maiden Handicap - 1000m



28 August 2024 - 12:33

Track Rating: Good 4, Weather: Fine, Rail Position: +5m Entire

Section	Overall	800m	600m	400m	200m
Section Times	0:58.04 [3] (0:13.23)	0:44.81 [4] (0:10.64)	0:34.17 [3] (0:11.20)	0:22.97 [3] (0:11.08)	0:11.89 [3] (0:11.89)
Average Speed [km/h]	54.2	68.1	64.8	65.1	60.4
Top Speed [km/h]	70.1	70.2	67.3	65.9	63.5
Avg. Dist. to Rail [m]	3.2	1.6	1.4	3.2	3.1
Avg. Stride Freq. [Hz]	2.4	2.5	2.4	2.5	2.4
Avg. Stride Length [m]	6.2	7.6	7.5	7.3	7.1



- [] Ranking at each section and finish
- .-.- No data available at this section
- NA No data available



Horse/Jockey Name	Heavenwood
Final Rank	4
Fastest Section Time (Section)	0:10.72 (800m)
Top Speed [km/h] (Section)	70.5 (800m)
Race State	Finished



Sunshine Coast QLD Professional

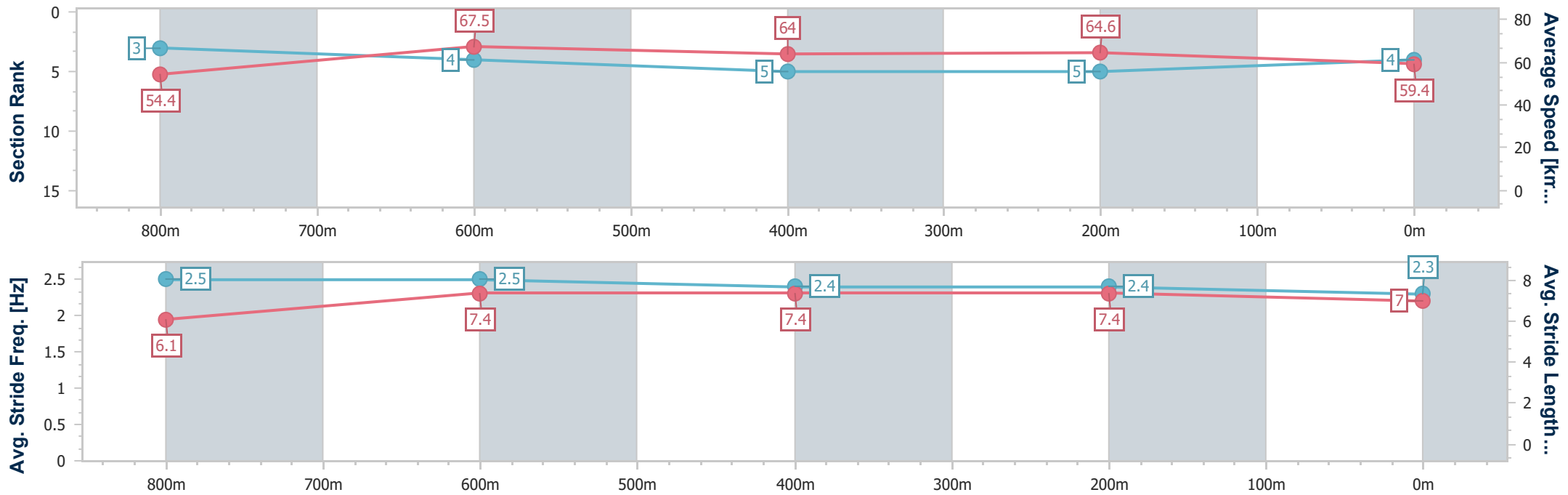
Race 1: HIGGINS COATINGS Maiden Handicap - 1000m



28 August 2024 - 12:33

Track Rating: Good 4, Weather: Fine, Rail Position: +5m Entire

Section	Overall	800m	600m	400m	200m
Section Times	0:58.40 [4] (0:13.20)	0:45.20 [3] (0:10.72)	0:34.48 [4] (0:11.24)	0:23.24 [5] (0:11.15)	0:12.09 [5] (0:12.09)
Average Speed [km/h]	54.4	67.5	64.0	64.6	59.4
Top Speed [km/h]	70.2	70.5	64.9	65.7	62.8
Avg. Dist. to Rail [m]	2.2	1.5	0.6	1.1	2.3
Avg. Stride Freq. [Hz]	2.5	2.5	2.4	2.4	2.3
Avg. Stride Length [m]	6.1	7.4	7.4	7.4	7.0



- [] Ranking at each section and finish
- .-.- No data available at this section
- NA No data available



Horse/Jockey Name	Enid
Final Rank	5
Fastest Section Time (Section)	0:10.60 (800m)
Top Speed [km/h] (Section)	69.5 (800m)
Race State	Finished



Sunshine Coast QLD Professional

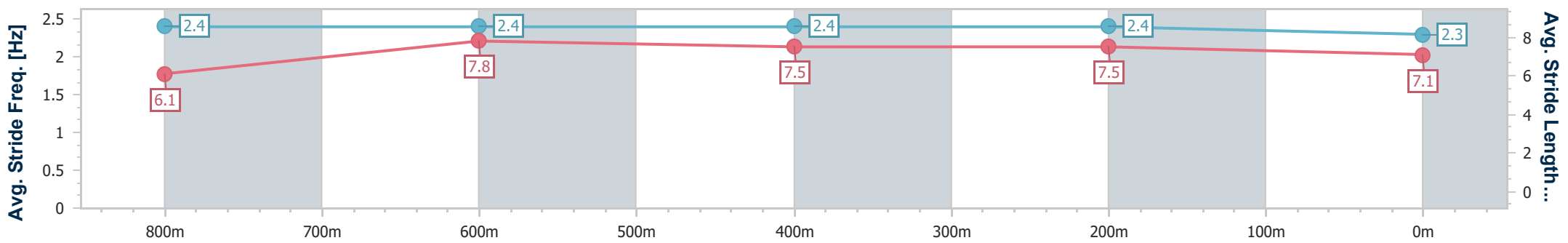
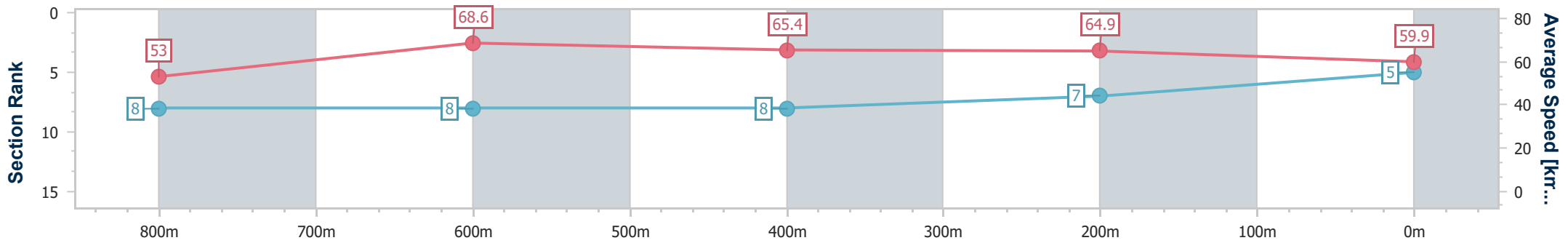
Race 1: HIGGINS COATINGS Maiden Handicap - 1000m



28 August 2024 - 12:33

Track Rating: Good 4, Weather: Fine, Rail Position: +5m Entire

Section	Overall	800m	600m	400m	200m
Section Times	0:58.49 [5] (0:13.60)	0:44.89 [8] (0:10.60)	0:34.29 [8] (0:11.18)	0:23.11 [8] (0:11.10)	0:12.01 [7] (0:12.01)
Average Speed [km/h]	53.0	68.6	65.4	64.9	59.9
Top Speed [km/h]	69.0	69.5	67.0	65.6	63.6
Avg. Dist. to Rail [m]	5.0	3.2	2.4	4.9	6.0
Avg. Stride Freq. [Hz]	2.4	2.4	2.4	2.4	2.3
Avg. Stride Length [m]	6.1	7.8	7.5	7.5	7.1



- [] Ranking at each section and finish
- .-.- No data available at this section
- NA No data available



Horse/Jockey Name	Pacific Pirate
Final Rank	6
Fastest Section Time (Section)	0:10.58 (800m)
Top Speed [km/h] (Section)	69.7 (800m)
Race State	Finished



Sunshine Coast QLD Professional

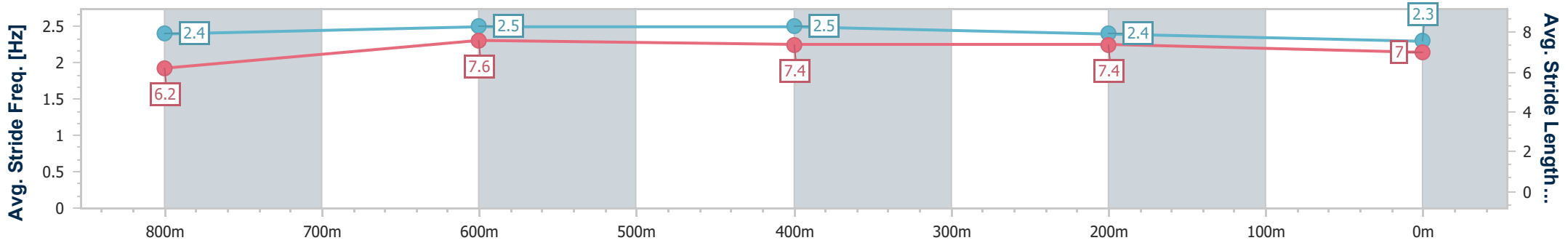
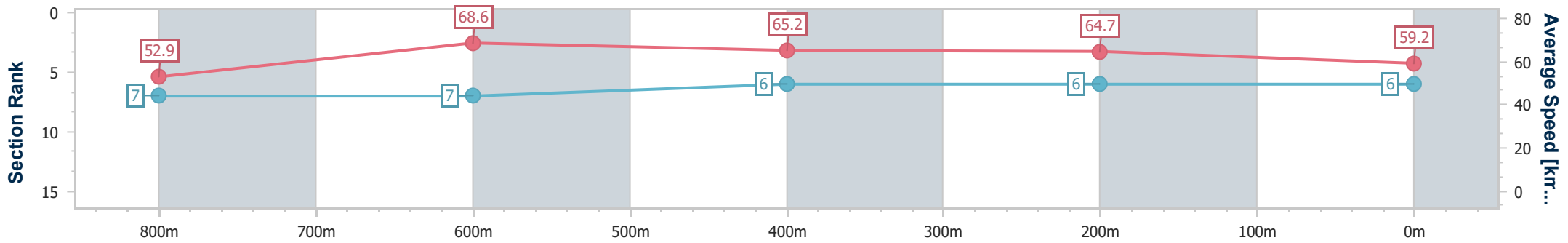
Race 1: HIGGINS COATINGS Maiden Handicap - 1000m



28 August 2024 - 12:33

Track Rating: Good 4, Weather: Fine, Rail Position: +5m Entire

Section	Overall	800m	600m	400m	200m
Section Times	0:58.56 [6] (0:13.60)	0:44.96 [7] (0:10.58)	0:34.38 [7] (0:11.11)	0:23.27 [6] (0:11.14)	0:12.13 [6] (0:12.13)
Average Speed [km/h]	52.9	68.6	65.2	64.7	59.2
Top Speed [km/h]	69.5	69.7	66.6	66.7	62.3
Avg. Dist. to Rail [m]	2.9	2.0	1.5	3.5	4.0
Avg. Stride Freq. [Hz]	2.4	2.5	2.5	2.4	2.3
Avg. Stride Length [m]	6.2	7.6	7.4	7.4	7.0



- [] Ranking at each section and finish
- .-.- No data available at this section
- NA No data available



Horse/Jockey Name	Lantau Island
Final Rank	7
Fastest Section Time (Section)	0:10.71 (800m)
Top Speed [km/h] (Section)	71.9 (Overall)
Race State	Finished



Sunshine Coast QLD Professional

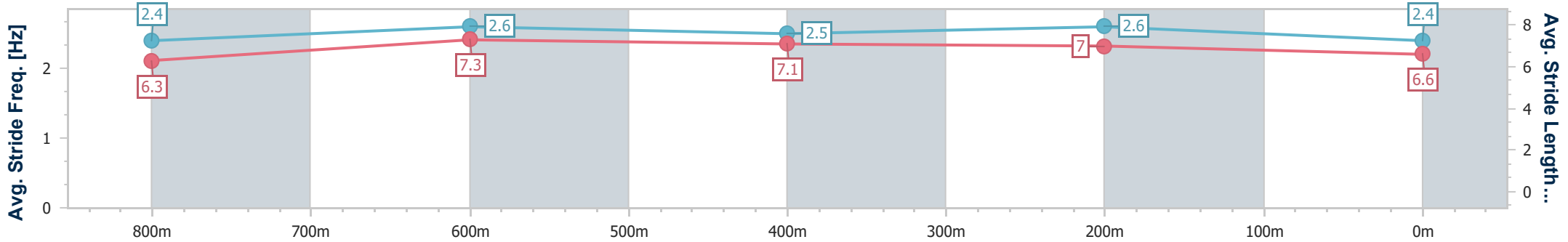
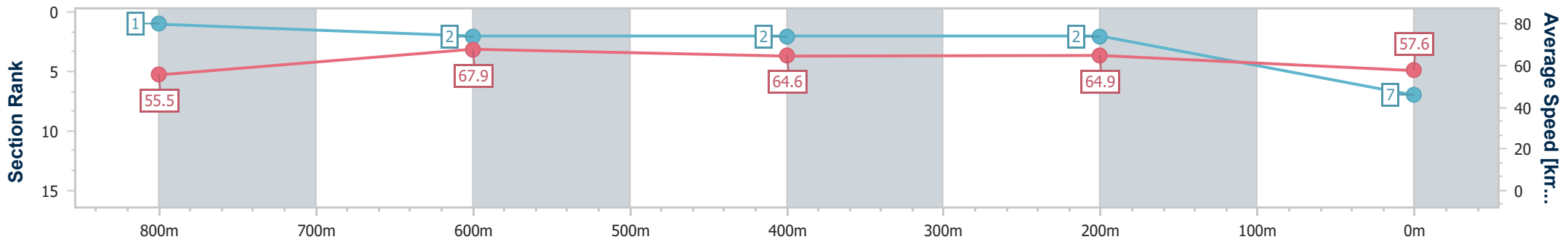
Race 1: HIGGINS COATINGS Maiden Handicap - 1000m



28 August 2024 - 12:33

Track Rating: Good 4, Weather: Fine, Rail Position: +5m Entire

Section	Overall	800m	600m	400m	200m
Section Times	0:58.56 [7] (0:13.00)	0:45.56 [1] (0:10.71)	0:34.85 [2] (0:11.27)	0:23.58 [2] (0:11.07)	0:12.51 [2] (0:12.51)
Average Speed [km/h]	55.5	67.9	64.6	64.9	57.6
Top Speed [km/h]	71.9	71.7	66.2	66.4	62.9
Avg. Dist. to Rail [m]	8.8	3.2	1.5	1.9	1.9
Avg. Stride Freq. [Hz]	2.4	2.6	2.5	2.6	2.4
Avg. Stride Length [m]	6.3	7.3	7.1	7.0	6.6



- [] Ranking at each section and finish
- .-.- No data available at this section
- NA No data available



Horse/Jockey Name	Private Equity
Final Rank	8
Fastest Section Time (Section)	0:10.74 (800m)
Top Speed [km/h] (Section)	69.3 (800m)
Race State	Finished



Sunshine Coast QLD Professional

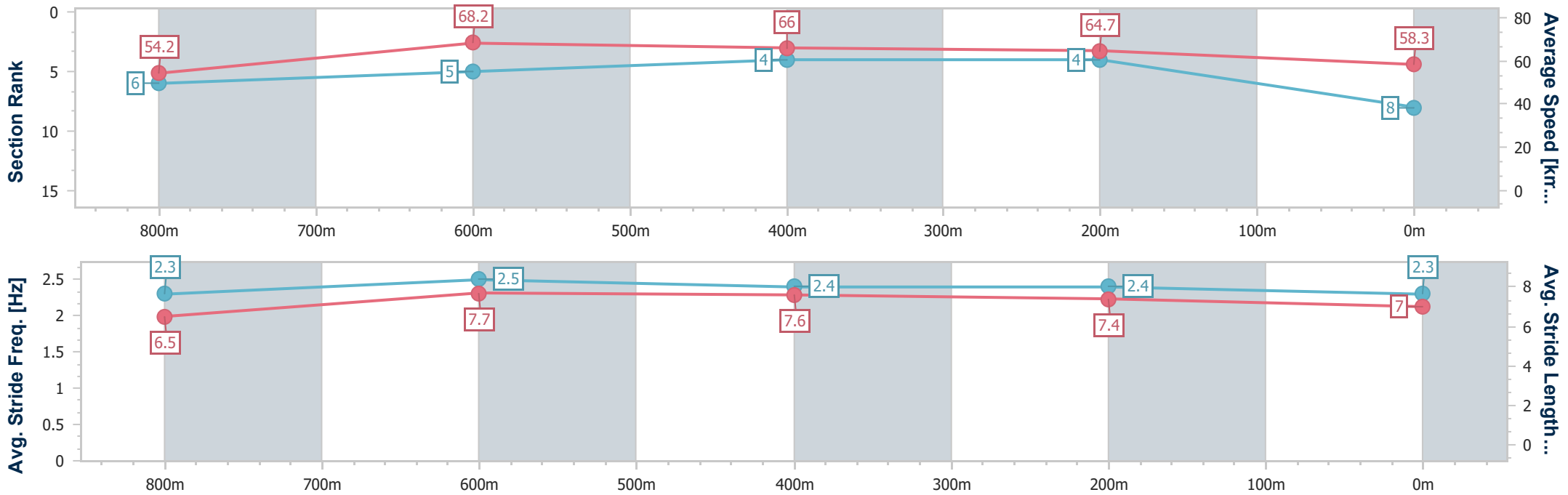
Race 1: HIGGINS COATINGS Maiden Handicap - 1000m



28 August 2024 - 12:33

Track Rating: Good 4, Weather: Fine, Rail Position: +5m Entire

Section	Overall	800m	600m	400m	200m
Section Times	0:58.66 [8] (0:13.26)	0:45.40 [6] (0:10.74)	0:34.66 [5] (0:11.13)	0:23.53 [4] (0:11.17)	0:12.36 [4] (0:12.36)
Average Speed [km/h]	54.2	68.2	66.0	64.7	58.3
Top Speed [km/h]	68.8	69.3	67.8	65.6	63.0
Avg. Dist. to Rail [m]	6.8	4.4	3.4	7.4	8.3
Avg. Stride Freq. [Hz]	2.3	2.5	2.4	2.4	2.3
Avg. Stride Length [m]	6.5	7.7	7.6	7.4	7.0



- [] Ranking at each section and finish
- .-.- No data available at this section
- NA No data available



Horse/Jockey Name	The Prophecy
Final Rank	9
Fastest Section Time (Section)	0:10.65 (800m)
Top Speed [km/h] (Section)	69.8 (800m)
Race State	Finished



Sunshine Coast QLD Professional

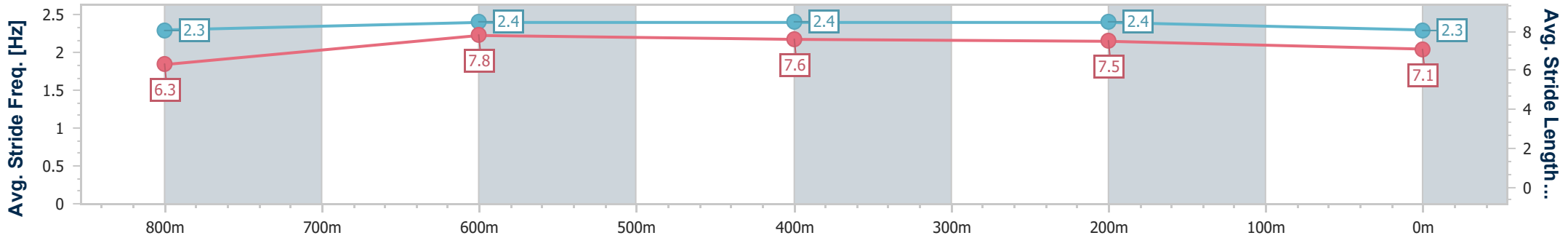
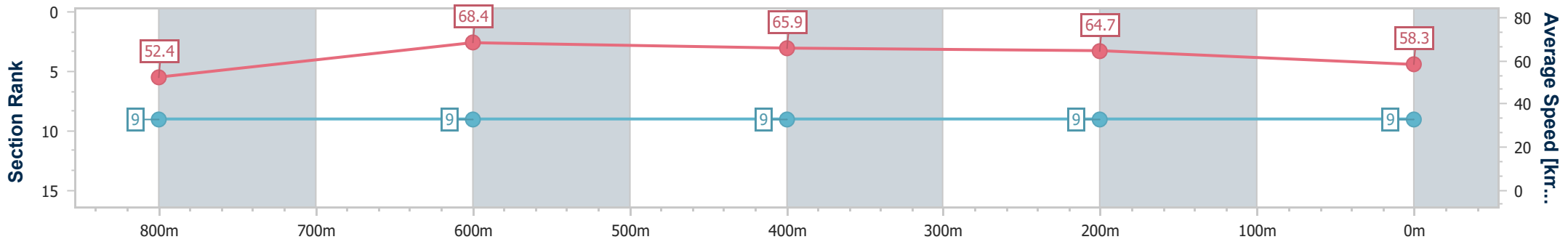
Race 1: HIGGINS COATINGS Maiden Handicap - 1000m



28 August 2024 - 12:33

Track Rating: Good 4, Weather: Fine, Rail Position: +5m Entire

Section	Overall	800m	600m	400m	200m
Section Times	0:59.03 [9] (0:13.74)	0:45.29 [9] (0:10.65)	0:34.64 [9] (0:11.14)	0:23.50 [9] (0:11.14)	0:12.36 [9] (0:12.36)
Average Speed [km/h]	52.4	68.4	65.9	64.7	58.3
Top Speed [km/h]	69.5	69.8	67.4	67.0	62.1
Avg. Dist. to Rail [m]	7.1	3.4	3.2	8.0	7.3
Avg. Stride Freq. [Hz]	2.3	2.4	2.4	2.4	2.3
Avg. Stride Length [m]	6.3	7.8	7.6	7.5	7.1



- [] Ranking at each section and finish
- .-.- No data available at this section
- NA No data available



Horse/Jockey Name	Vence
Final Rank	10
Fastest Section Time (Section)	0:11.03 (800m)
Top Speed [km/h] (Section)	68.8 (800m)
Race State	Finished



Sunshine Coast QLD Professional

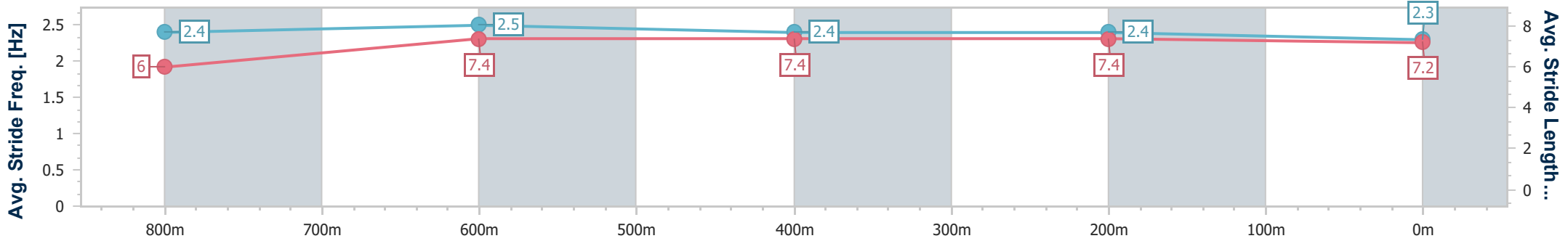
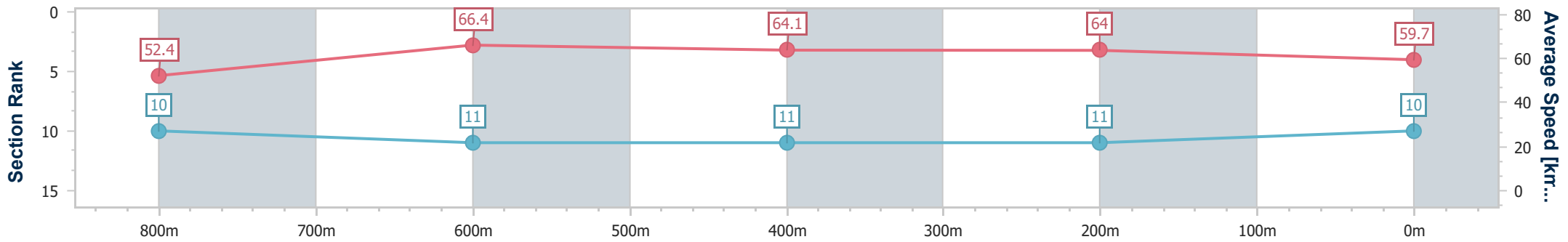
Race 1: HIGGINS COATINGS Maiden Handicap - 1000m



28 August 2024 - 12:33

Track Rating: Good 4, Weather: Fine, Rail Position: +5m Entire

Section	Overall	800m	600m	400m	200m
Section Times	0:59.52 [10] (0:13.77)	0:45.75 [10] (0:11.03)	0:34.72 [11] (0:11.41)	0:23.31 [11] (0:11.28)	0:12.03 [11] (0:12.03)
Average Speed [km/h]	52.4	66.4	64.1	64.0	59.7
Top Speed [km/h]	68.8	68.8	65.5	64.5	63.7
Avg. Dist. to Rail [m]	9.7	4.6	2.8	6.4	8.0
Avg. Stride Freq. [Hz]	2.4	2.5	2.4	2.4	2.3
Avg. Stride Length [m]	6.0	7.4	7.4	7.4	7.2



- [] Ranking at each section and finish
- .-.- No data available at this section
- NA No data available



Horse/Jockey Name	Hasbulla
Final Rank	11
Fastest Section Time (Section)	0:10.88 (800m)
Top Speed [km/h] (Section)	69.3 (Overall)
Race State	Finished



Sunshine Coast QLD Professional

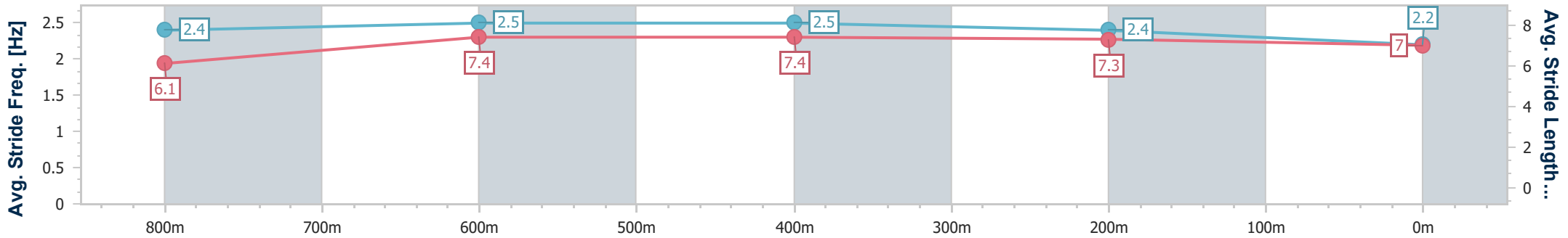
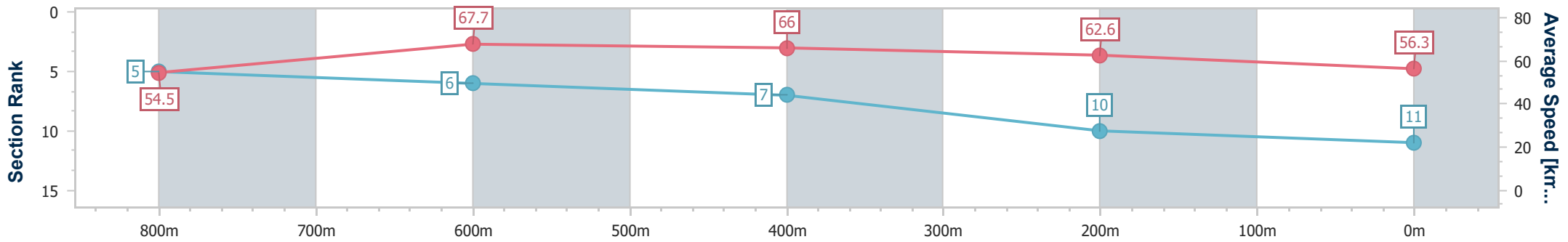
Race 1: HIGGINS COATINGS Maiden Handicap - 1000m



28 August 2024 - 12:33

Track Rating: Good 4, Weather: Fine, Rail Position: +5m Entire

Section	Overall	800m	600m	400m	200m
Section Times	0:59.58 [11] (0:13.23)	0:46.35 [5] (0:10.88)	0:35.47 [6] (0:11.19)	0:24.28 [7] (0:11.48)	0:12.80 [10] (0:12.80)
Average Speed [km/h]	54.5	67.7	66.0	62.6	56.3
Top Speed [km/h]	69.3	68.9	67.3	64.8	59.9
Avg. Dist. to Rail [m]	6.1	5.0	4.9	6.3	5.2
Avg. Stride Freq. [Hz]	2.4	2.5	2.5	2.4	2.2
Avg. Stride Length [m]	6.1	7.4	7.4	7.3	7.0



- [] Ranking at each section and finish
- .-.- No data available at this section
- NA No data available



Sunshine Coast QLD Professional

Race 2: BARRIER REEF POOLS Maiden Plate - 1600m

28 August 2024 - 13:08



Track Rating: Good 4, Weather: Fine, Rail Position: +5m Entire

Section		Field Times												
Overall	1400m	1200m	1000m	800m	600m	400m	Last 600m							
1:36.39 (0:13.27)	1:23.12 (0:11.02)	1:12.10 (0:11.23)	1:00.87 (0:12.15)	0:48.72 (0:12.12)	0:36.60 (0:11.77)	0:24.83 (0:12.13)	0:36.60							
Rank	TAB	Horse/Jockey	Barrier	Top Speed [km/h]	Fastest Section								Distance Travelled [m]	
1	6	WARRANT Michael Cahill	7	68.2 1400m	0:10.96 1400m	1:36.39 [1] (0:13.58)	1:22.81 [6] (0:10.96)	1:11.85 [4] (0:11.44)	1:00.41 [4] (0:12.09)	0:48.32 [5] (0:12.16)	0:36.16 [4] (0:11.78)	0:24.38 [4] (0:11.68)	0:36.16	
2	10	FLY FIFER Nikita Beriman	5	66.5 1400m	0:11.02 1400m	1:36.53 [2] (0:13.27)	1:23.26 [1] (0:11.02)	1:12.24 [2] (0:11.42)	1:00.82 [3] (0:12.00)	0:48.82 [2] (0:12.15)	0:36.67 [2] (0:11.89)	0:24.78 [2] (0:11.94)	0:36.67	-2
3	8	BETATHANEVA Georgina Cartwright	14	65.3 1400m	0:11.37 1400m	1:36.78 [3] (0:13.54)	1:23.24 [5] (0:11.37)	1:11.87 [8] (0:11.46)	1:00.41 [8] (0:11.93)	0:48.48 [8] (0:12.26)	0:36.22 [8] (0:11.88)	0:24.34 [6] (0:11.64)	0:36.22	+9
4	3	DURBAN HARBOUR Trudy Thornton	10	65.5 1400m	0:11.34 1400m	1:36.85 [4] (0:14.11)	1:22.74 [13] (0:11.34)	1:11.40 [13] (0:11.45)	0:59.95 [13] (0:11.78)	0:48.17 [13] (0:12.21)	0:35.96 [13] (0:11.91)	0:24.05 [11] (0:11.74)	0:35.96	+3
5	9	EFFIE'S JOY Tahlia Fenlon	13	64.2 1200m	0:11.36 1200m	1:37.40 [5] (0:14.20)	1:23.20 [14] (0:11.53)	1:11.67 [14] (0:11.36)	1:00.31 [14] (0:11.68)	0:48.63 [14] (0:12.24)	0:36.39 [14] (0:12.04)	0:24.35 [13] (0:11.79)	0:36.39	+3
6	4	MR TADASHI Damien Thornton	3	65.6 1400m	0:11.17 1400m	1:37.58 [6] (0:13.79)	1:23.79 [9] (0:11.17)	1:12.62 [9] (0:11.43)	1:01.19 [9] (0:11.98)	0:49.21 [9] (0:12.21)	0:37.00 [9] (0:11.95)	0:25.05 [8] (0:12.14)	0:37.00	-2
7	11	FREE AS THE WIND Michael Rodd	6	68.0 1400m	0:10.95 1400m	1:37.71 [7] (0:13.35)	1:24.36 [2] (0:10.95)	1:13.41 [3] (0:11.37)	1:02.04 [2] (0:12.07)	0:49.97 [3] (0:12.05)	0:37.92 [1] (0:11.77)	0:26.15 [1] (0:12.26)	0:37.92	-4
8	7	WINDY WHEELS Emily Lang	2	66.3 1400m	0:11.15 1400m	1:37.92 [8] (0:13.61)	1:24.31 [8] (0:11.15)	1:13.16 [6] (0:11.43)	1:01.73 [6] (0:12.08)	0:49.65 [7] (0:12.12)	0:37.53 [6] (0:11.95)	0:25.58 [5] (0:12.26)	0:37.53	+4
9	13	LADY DEANNE Adam Spinks	4	65.1 Overall	0:11.24 1400m	1:37.94 [9] (0:14.07)	1:23.87 [12] (0:11.24)	1:12.63 [12] (0:11.39)	1:01.24 [11] (0:11.79)	0:49.45 [11] (0:12.28)	0:37.17 [11] (0:11.89)	0:25.28 [9] (0:12.19)	0:37.17	-4
10	1	CRUSADER RAZOR James Orman	8	65.5 1400m	0:11.18 1400m	1:38.36 [10] (0:13.85)	1:24.51 [10] (0:11.18)	1:13.33 [10] (0:11.41)	1:01.92 [10] (0:12.02)	0:49.90 [10] (0:12.24)	0:37.66 [10] (0:12.10)	0:25.56 [12] (0:12.37)	0:37.66	+0

Scratched: Hurricane Rosie (#15)

[] Ranking at each section and finish
 -:-:- No data available at this section
 NA No data available

SCN Saddle cloth number
 DNF Did not finish
 DNT Did not track



Sunshine Coast QLD Professional

Race 2: BARRIER REEF POOLS Maiden Plate - 1600m

28 August 2024 - 13:08



Track Rating: Good 4, Weather: Fine, Rail Position: +5m Entire

Section	Overall	1400m	1200m	1000m	800m	600m	400m	Last 600m
Field Times	1:36.39 (0:13.27)	1:23.12 (0:11.02)	1:12.10 (0:11.23)	1:00.87 (0:12.15)	0:48.72 (0:12.12)	0:36.60 (0:11.77)	0:24.83 (0:12.13)	0:36.60

Rank	TAB	Horse/Jockey	Barrier	Top Speed [km/h]	Fastest Section	Overall	1400m	1200m	1000m	800m	600m	400m	Last 600m	Distance Travelled [m]
11	2	DAWN PARTY Samantha Collett	12	69.2 1400m	0:10.83 1400m	1:38.74 [11] (0:13.46)	1:25.28 [3] (0:10.83)	1:14.45 [1] (0:11.23)	1:03.22 [1] (0:12.15)	0:51.07 [1] (0:12.40)	0:38.67 [3] (0:11.91)	0:26.76 [3] (0:12.59)	0:38.67	+4
12	12	KELLISA Marnu Potgieter	11	65.9 Overall	0:11.26 1400m	1:38.77 [12] (0:13.60)	1:25.17 [7] (0:11.26)	1:13.91 [7] (0:11.39)	1:02.52 [7] (0:11.88)	0:50.64 [6] (0:12.29)	0:38.35 [7] (0:12.24)	0:26.11 [10] (0:12.46)	0:38.35	+4
13	14	ON THE VEUVE Bailey Wheeler	9	65.1 Overall	0:11.40 1400m	1:41.22 [13] (0:13.91)	1:27.31 [11] (0:11.40)	1:15.91 [11] (0:11.40)	1:04.51 [12] (0:11.91)	0:52.60 [12] (0:12.20)	0:40.40 [12] (0:12.28)	0:28.12 [14] (0:13.01)	0:40.40	+1
14	5	RESURRECTED Jag Guthmann-Chester	1	66.0 1400m	0:11.07 1400m	1:42.73 [14] (0:13.50)	1:29.23 [4] (0:11.07)	1:18.16 [5] (0:11.49)	1:06.67 [5] (0:11.98)	0:54.69 [4] (0:12.26)	0:42.43 [5] (0:12.17)	0:30.26 [7] (0:13.36)	0:42.43	+0

Scratched: Hurricane Rosie (#15)

[] Ranking at each section and finish
 -:-:-:- No data available at this section
 NA No data available

SCN Saddle cloth number
 DNF Did not finish
 DNT Did not track



Sunshine Coast QLD Professional

Race 2: BARRIER REEF POOLS Maiden Plate - 1600m

28 August 2024 - 13:08



Track Rating: Good 4, Weather: Fine, Rail Position: +5m Entire

Section							200m			Last 600m
Field Times							0:12.70			0:36.60
							(0:12.70)			
Rank	TAB	Horse/Jockey	Barrier	Top Speed [km/h]	Fastest Section	Margin			Distance Travelled [m]	
1	6	WARRANT Michael Cahill	7	68.2 1400m	0:10.96 1400m	0:12.70 [1] (0:12.70)	1:36.39		0:36.16	
2	10	FLY FIFER Nikita Beriman	5	66.5 1400m	0:11.02 1400m	0:12.84 [1] (0:12.84)	0.8L		0:36.67 -2	
3	8	BETATHANEVA Georgina Cartwright	14	65.3 1400m	0:11.37 1400m	0:12.70 [4] (0:12.70)	2.1L		0:36.22 +9	
4	3	DURBAN HARBOUR Trudy Thornton	10	65.5 1400m	0:11.34 1400m	0:12.31 [5] (0:12.31)	2.4L		0:35.96 +3	
5	9	EFFIE'S JOY Tahlia Fenlon	13	64.2 1200m	0:11.36 1200m	0:12.56 [9] (0:12.56)	5.4L		0:36.39 +3	
6	4	MR TADASHI Damien Thornton	3	65.6 1400m	0:11.17 1400m	0:12.91 [8] (0:12.91)	6.4L		0:37.00 -2	
7	11	FREE AS THE WIND Michael Rodd	6	68.0 1400m	0:10.95 1400m	0:13.89 [3] (0:13.89)	6.9L		0:37.92 -4	
8	7	WINDY WHEELS Emily Lang	2	66.3 1400m	0:11.15 1400m	0:13.32 [7] (0:13.32)	7.9L		0:37.53 +4	
9	13	LADY DEANNE Adam Spinks	4	65.1 Overall	0:11.24 1400m	0:13.09 [10] (0:13.09)	8L		0:37.17 -4	
10	1	CRUSADER RAZOR James Orman	8	65.5 1400m	0:11.18 1400m	0:13.19 [12] (0:13.19)	10.3L		0:37.66 +0	

Scratched: Hurricane Rosie (#15)

[] Ranking at each section and finish
 -:-:- No data available at this section
 NA No data available

SCN Saddle cloth number
 DNF Did not finish
 DNT Did not track



Sunshine Coast QLD Professional

Race 2: BARRIER REEF POOLS Maiden Plate - 1600m

28 August 2024 - 13:08



Track Rating: Good 4, Weather: Fine, Rail Position: +5m Entire

Section				200m				Last 600m	
Field Times				0:12.70 (0:12.70)				0:36.60	
Rank	TAB	Horse/Jockey	Barrier	Top Speed [km/h]	Fastest Section	Margin			Distance Travelled [m]
11	2	DAWN PARTY Samantha Collett	12	69.2 1400m	0:10.83 1400m	0:14.17 [6] (0:14.17)	12.6L		0:38.67 +4
12	12	KELLISA Marnu Potgieter	11	65.9 Overall	0:11.26 1400m	0:13.65 [11] (0:13.65)	12.8L		0:38.35 +4
13	14	ON THE VEUVE Bailey Wheeler	9	65.1 Overall	0:11.40 1400m	0:15.11 [14] (0:15.11)	27.1L		0:40.40 +1
14	5	RESURRECTED Jag Guthmann-Chester	1	66.0 1400m	0:11.07 1400m	0:16.90 [13] (0:16.90)	35.9L		0:42.43 +0

Scratched: Hurricane Rosie (#15)

[] Ranking at each section and finish
 -:-:-:- No data available at this section
 NA No data available

SCN Saddle cloth number
 DNF Did not finish
 DNT Did not track



Horse/Jockey Name	Warrant
Final Rank	1
Fastest Section Time (Section)	0:10.96 (1400m)
Top Speed [km/h] (Section)	68.2 (1400m)
Race State	Finished



Sunshine Coast QLD Professional

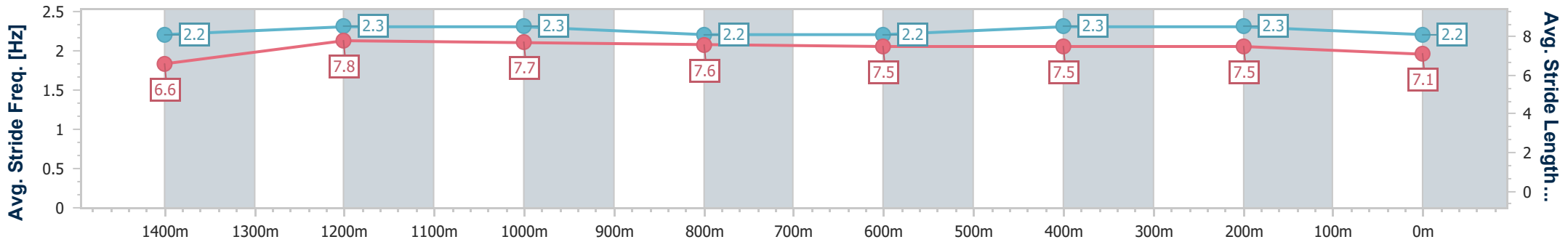
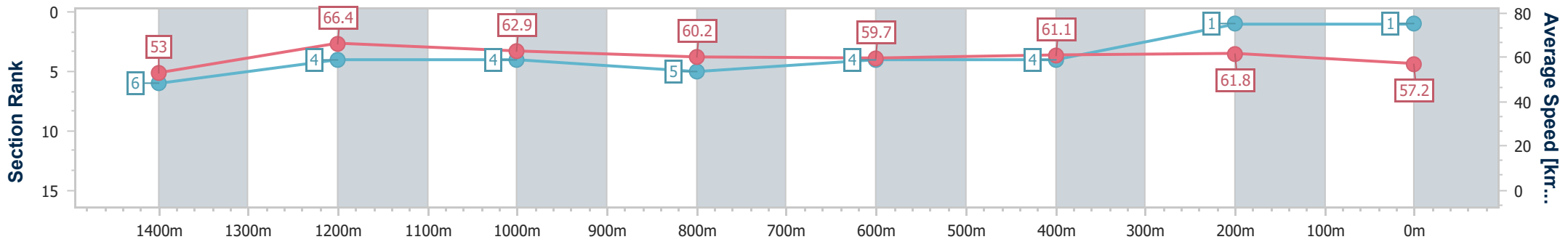
Race 2: BARRIER REEF POOLS Maiden Plate - 1600m



28 August 2024 - 13:08

Track Rating: Good 4, Weather: Fine, Rail Position: +5m Entire

Section	Overall	1400m	1200m	1000m	800m	600m	400m	200m
Section Times	1:36.39 [1] (0:13.58)	1:22.81 [6] (0:10.96)	1:11.85 [4] (0:11.44)	1:00.41 [4] (0:12.09)	0:48.32 [5] (0:12.16)	0:36.16 [4] (0:11.78)	0:24.38 [4] (0:11.68)	0:12.70 [1] (0:12.70)
Average Speed [km/h]	53.0	66.4	62.9	60.2	59.7	61.1	61.8	57.2
Top Speed [km/h]	66.2	68.2	65.6	62.6	61.8	61.9	63.0	60.4
Avg. Dist. to Rail [m]	7.0	3.4	3.1	4.2	1.7	0.5	3.6	4.3
Avg. Stride Freq. [Hz]	2.2	2.3	2.3	2.2	2.2	2.3	2.3	2.2
Avg. Stride Length [m]	6.6	7.8	7.7	7.6	7.5	7.5	7.5	7.1



- [] Ranking at each section and finish
- .-.- No data available at this section
- NA No data available



Horse/Jockey Name	Fly Fifer
Final Rank	2
Fastest Section Time (Section)	0:11.02 (1400m)
Top Speed [km/h] (Section)	66.5 (1400m)
Race State	Finished



Sunshine Coast QLD Professional

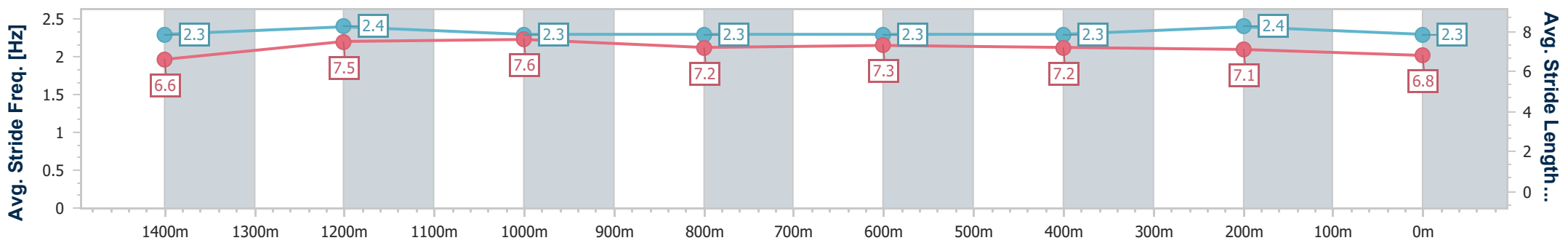
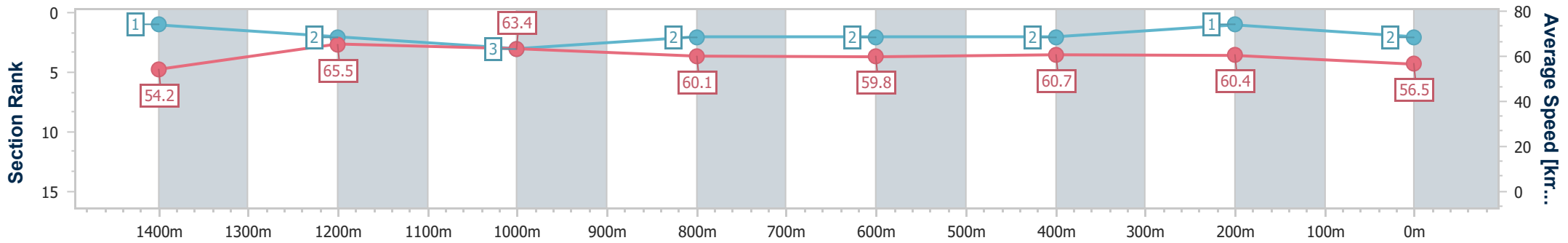
Race 2: BARRIER REEF POOLS Maiden Plate - 1600m



28 August 2024 - 13:08

Track Rating: Good 4, Weather: Fine, Rail Position: +5m Entire

Section	Overall	1400m	1200m	1000m	800m	600m	400m	200m
Section Times	1:36.53 [2] (0:13.27)	1:23.26 [1] (0:11.02)	1:12.24 [2] (0:11.42)	1:00.82 [3] (0:12.00)	0:48.82 [2] (0:12.15)	0:36.67 [2] (0:11.89)	0:24.78 [2] (0:11.94)	0:12.84 [1] (0:12.84)
Average Speed [km/h]	54.2	65.5	63.4	60.1	59.8	60.7	60.4	56.5
Top Speed [km/h]	65.5	66.5	65.8	62.1	60.8	61.4	61.3	58.8
Avg. Dist. to Rail [m]	4.0	1.8	2.1	2.2	1.5	0.3	3.3	3.1
Avg. Stride Freq. [Hz]	2.3	2.4	2.3	2.3	2.3	2.3	2.4	2.3
Avg. Stride Length [m]	6.6	7.5	7.6	7.2	7.3	7.2	7.1	6.8



- [] Ranking at each section and finish
- .-.-.- No data available at this section
- NA No data available



Horse/Jockey Name	Betathaneva
Final Rank	3
Fastest Section Time (Section)	0:11.37 (1400m)
Top Speed [km/h] (Section)	65.3 (1400m)
Race State	Finished



Sunshine Coast QLD Professional

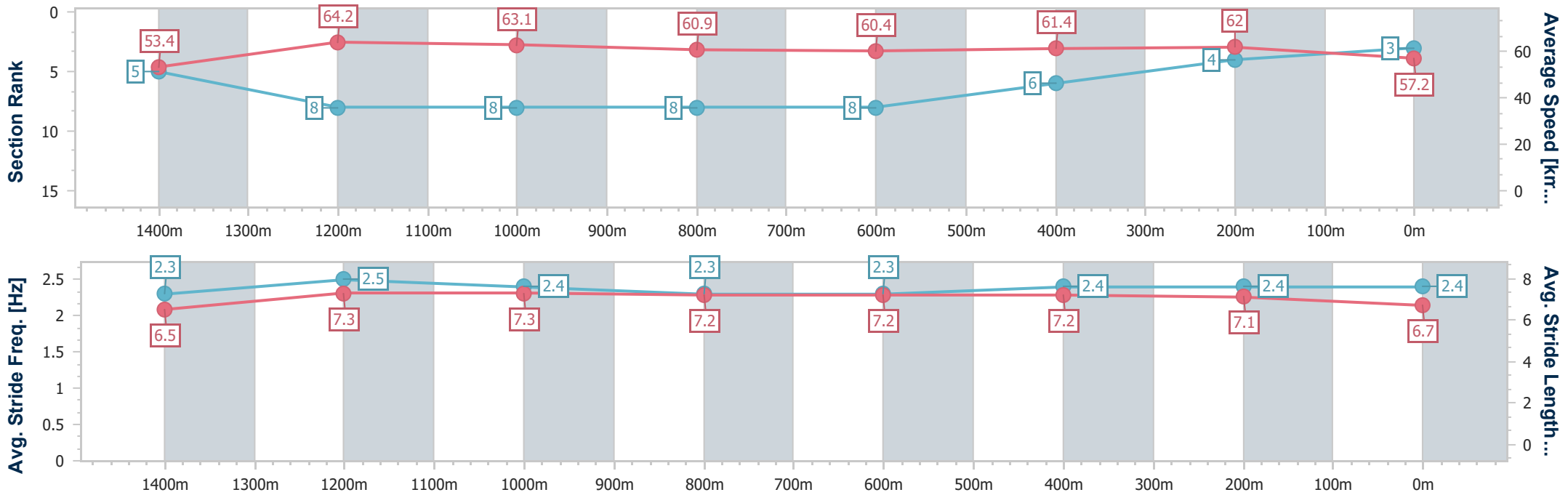
Race 2: BARRIER REEF POOLS Maiden Plate - 1600m



28 August 2024 - 13:08

Track Rating: Good 4, Weather: Fine, Rail Position: +5m Entire

Section	Overall	1400m	1200m	1000m	800m	600m	400m	200m
Section Times	1:36.78 [3] (0:13.54)	1:23.24 [5] (0:11.37)	1:11.87 [8] (0:11.46)	1:00.41 [8] (0:11.93)	0:48.48 [8] (0:12.26)	0:36.22 [8] (0:11.88)	0:24.34 [6] (0:11.64)	0:12.70 [4] (0:12.70)
Average Speed [km/h]	53.4	64.2	63.1	60.9	60.4	61.4	62.0	57.2
Top Speed [km/h]	65.3	65.3	64.7	62.5	61.6	63.4	63.4	59.4
Avg. Dist. to Rail [m]	12.5	6.0	4.5	4.4	4.2	2.9	4.8	4.1
Avg. Stride Freq. [Hz]	2.3	2.5	2.4	2.3	2.3	2.4	2.4	2.4
Avg. Stride Length [m]	6.5	7.3	7.3	7.2	7.2	7.2	7.1	6.7



- [] Ranking at each section and finish
- .-.- No data available at this section
- NA No data available



Horse/Jockey Name	Durban Harbour
Final Rank	4
Fastest Section Time (Section)	0:11.34 (1400m)
Top Speed [km/h] (Section)	65.5 (1400m)
Race State	Finished



Sunshine Coast QLD Professional

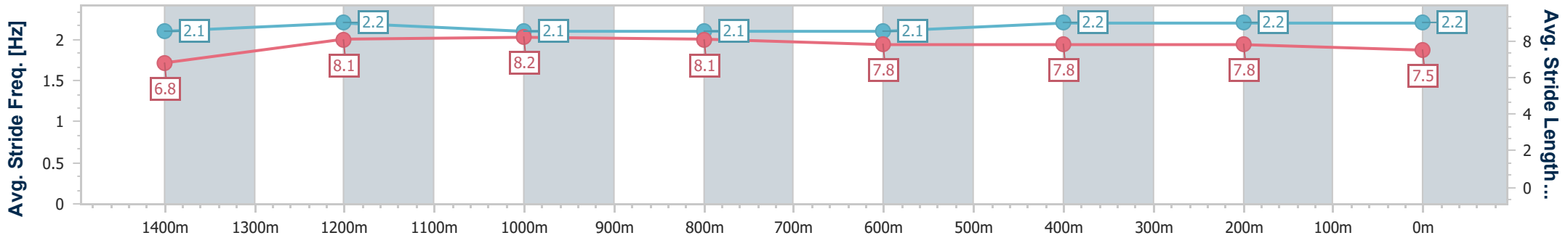
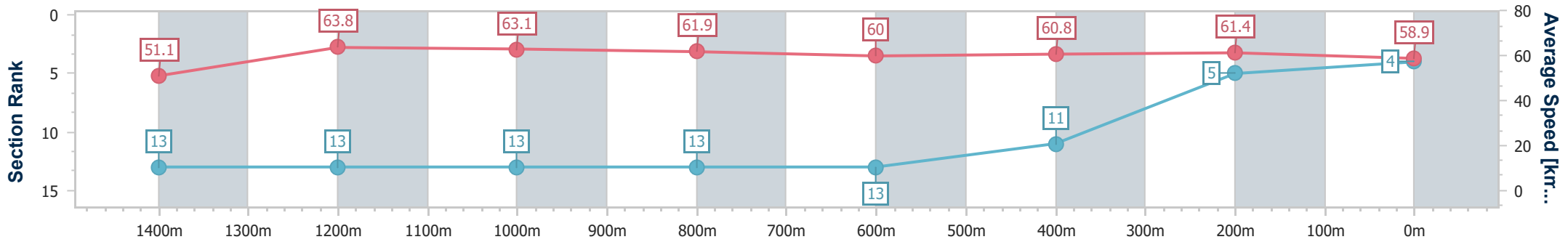
Race 2: BARRIER REEF POOLS Maiden Plate - 1600m

28 August 2024 - 13:08



Track Rating: Good 4, Weather: Fine, Rail Position: +5m Entire

Section	Overall	1400m	1200m	1000m	800m	600m	400m	200m
Section Times	1:36.85 [4] (0:14.11)	1:22.74 [13] (0:11.34)	1:11.40 [13] (0:11.45)	0:59.95 [13] (0:11.78)	0:48.17 [13] (0:12.21)	0:35.96 [13] (0:11.91)	0:24.05 [11] (0:11.74)	0:12.31 [5] (0:12.31)
Average Speed [km/h]	51.1	63.8	63.1	61.9	60.0	60.8	61.4	58.9
Top Speed [km/h]	65.5	65.5	64.2	62.8	61.4	61.8	62.3	60.8
Avg. Dist. to Rail [m]	7.4	2.9	3.5	3.7	3.1	0.9	4.8	6.3
Avg. Stride Freq. [Hz]	2.1	2.2	2.1	2.1	2.1	2.2	2.2	2.2
Avg. Stride Length [m]	6.8	8.1	8.2	8.1	7.8	7.8	7.8	7.5



- [] Ranking at each section and finish
- .-.- No data available at this section
- NA No data available



Horse/Jockey Name	Effie's Joy
Final Rank	5
Fastest Section Time (Section)	0:11.36 (1200m)
Top Speed [km/h] (Section)	64.2 (1200m)
Race State	Finished



Sunshine Coast QLD Professional

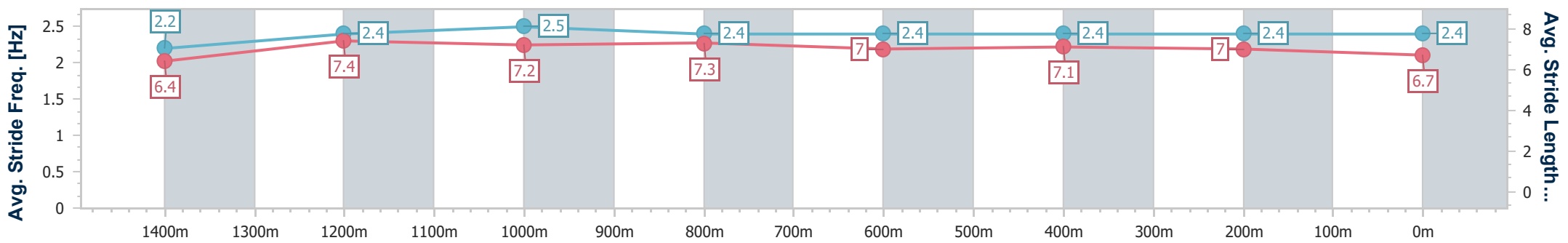
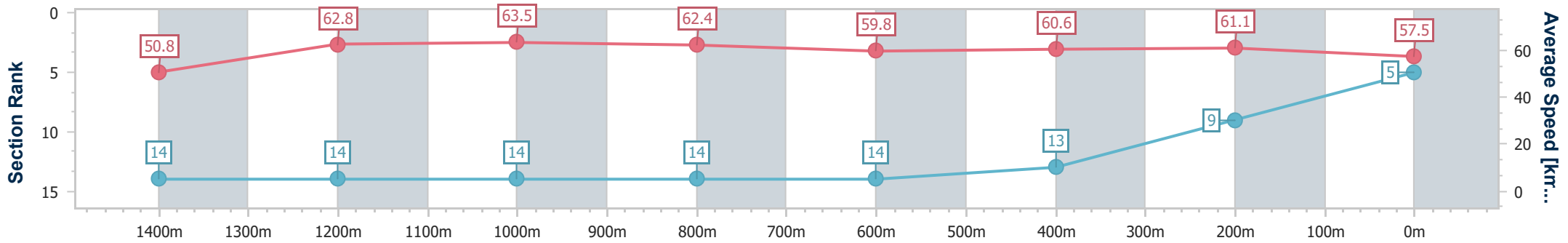
Race 2: BARRIER REEF POOLS Maiden Plate - 1600m



28 August 2024 - 13:08

Track Rating: Good 4, Weather: Fine, Rail Position: +5m Entire

Section	Overall	1400m	1200m	1000m	800m	600m	400m	200m
Section Times	1:37.40 [5] (0:14.20)	1:23.20 [14] (0:11.53)	1:11.67 [14] (0:11.36)	1:00.31 [14] (0:11.68)	0:48.63 [14] (0:12.24)	0:36.39 [14] (0:12.04)	0:24.35 [13] (0:11.79)	0:12.56 [9] (0:12.56)
Average Speed [km/h]	50.8	62.8	63.5	62.4	59.8	60.6	61.1	57.5
Top Speed [km/h]	62.8	64.1	64.2	64.2	62.7	62.2	63.7	61.6
Avg. Dist. to Rail [m]	10.3	3.1	3.1	3.7	3.5	1.9	5.6	5.6
Avg. Stride Freq. [Hz]	2.2	2.4	2.5	2.4	2.4	2.4	2.4	2.4
Avg. Stride Length [m]	6.4	7.4	7.2	7.3	7.0	7.1	7.0	6.7



- [] Ranking at each section and finish
- .-.- No data available at this section
- NA No data available



Horse/Jockey Name	Mr Tadashi
Final Rank	6
Fastest Section Time (Section)	0:11.17 (1400m)
Top Speed [km/h] (Section)	65.6 (1400m)
Race State	Finished



Sunshine Coast QLD Professional

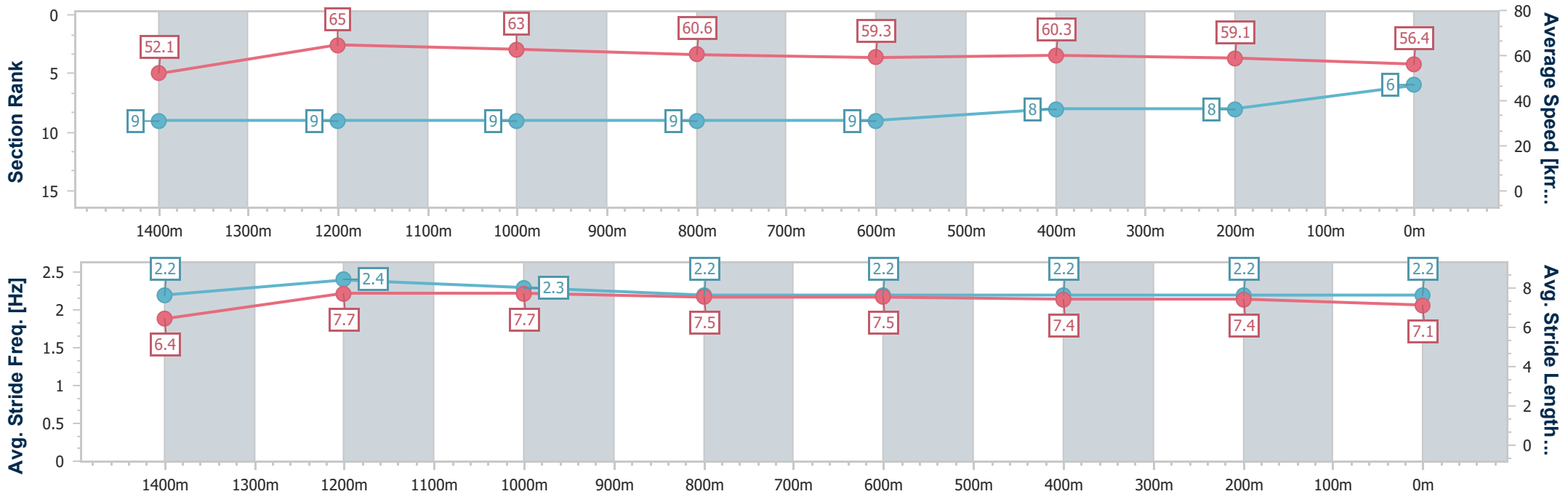
Race 2: BARRIER REEF POOLS Maiden Plate - 1600m



28 August 2024 - 13:08

Track Rating: Good 4, Weather: Fine, Rail Position: +5m Entire

Section	Overall	1400m	1200m	1000m	800m	600m	400m	200m
Section Times	1:37.58 [6] (0:13.79)	1:23.79 [9] (0:11.17)	1:12.62 [9] (0:11.43)	1:01.19 [9] (0:11.98)	0:49.21 [9] (0:12.21)	0:37.00 [9] (0:11.95)	0:25.05 [8] (0:12.14)	0:12.91 [8] (0:12.91)
Average Speed [km/h]	52.1	65.0	63.0	60.6	59.3	60.3	59.1	56.4
Top Speed [km/h]	64.7	65.6	65.0	61.9	60.3	61.6	60.6	57.7
Avg. Dist. to Rail [m]	3.1	2.2	2.5	2.8	1.2	0.2	1.2	1.3
Avg. Stride Freq. [Hz]	2.2	2.4	2.3	2.2	2.2	2.2	2.2	2.2
Avg. Stride Length [m]	6.4	7.7	7.7	7.5	7.5	7.4	7.4	7.1



- [] Ranking at each section and finish
- .-.- No data available at this section
- NA No data available



Horse/Jockey Name	Free As The Wind
Final Rank	7
Fastest Section Time (Section)	0:10.95 (1400m)
Top Speed [km/h] (Section)	68.0 (1400m)
Race State	Finished



Sunshine Coast QLD Professional

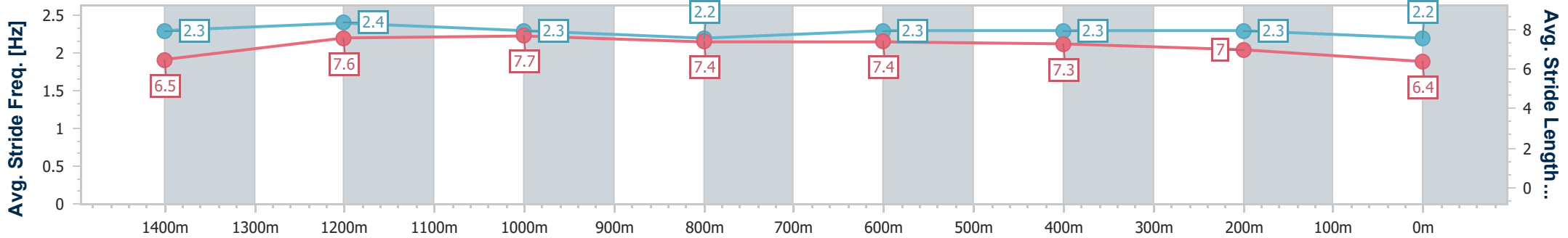
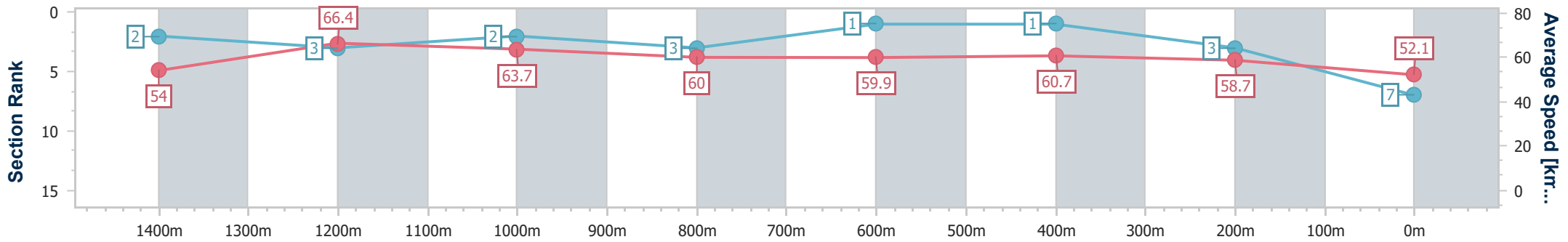
Race 2: BARRIER REEF POOLS Maiden Plate - 1600m



28 August 2024 - 13:08

Track Rating: Good 4, Weather: Fine, Rail Position: +5m Entire

Section	Overall	1400m	1200m	1000m	800m	600m	400m	200m
Section Times	1:37.71 [7] (0:13.35)	1:24.36 [2] (0:10.95)	1:13.41 [3] (0:11.37)	1:02.04 [2] (0:12.07)	0:49.97 [3] (0:12.05)	0:37.92 [1] (0:11.77)	0:26.15 [1] (0:12.26)	0:13.89 [3] (0:13.89)
Average Speed [km/h]	54.0	66.4	63.7	60.0	59.9	60.7	58.7	52.1
Top Speed [km/h]	66.0	68.0	65.1	62.2	60.7	61.9	60.9	56.0
Avg. Dist. to Rail [m]	6.4	5.1	3.2	2.5	0.5	1.1	1.5	3.2
Avg. Stride Freq. [Hz]	2.3	2.4	2.3	2.2	2.3	2.3	2.3	2.2
Avg. Stride Length [m]	6.5	7.6	7.7	7.4	7.4	7.3	7.0	6.4



- [] Ranking at each section and finish
- .-.- No data available at this section
- NA No data available



Horse/Jockey Name	Windy Wheels
Final Rank	8
Fastest Section Time (Section)	0:11.15 (1400m)
Top Speed [km/h] (Section)	66.3 (1400m)
Race State	Finished



Sunshine Coast QLD Professional

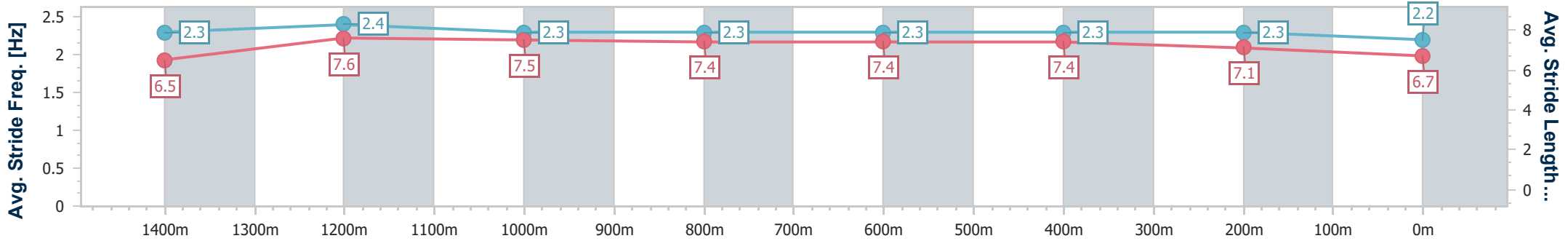
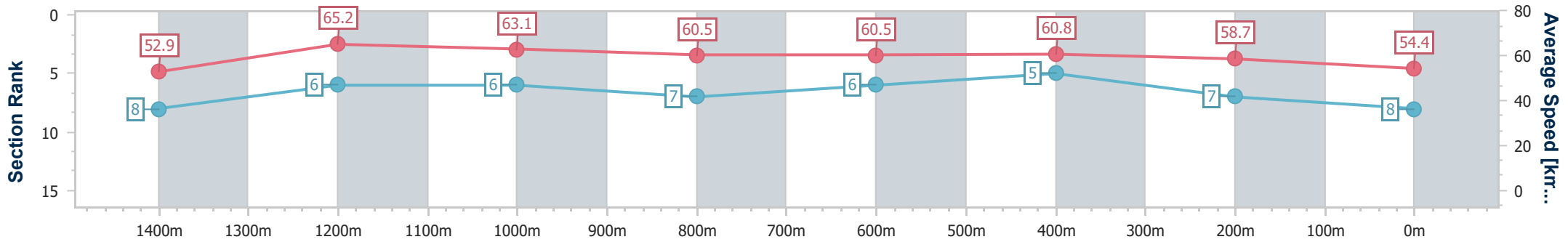
Race 2: BARRIER REEF POOLS Maiden Plate - 1600m



28 August 2024 - 13:08

Track Rating: Good 4, Weather: Fine, Rail Position: +5m Entire

Section	Overall	1400m	1200m	1000m	800m	600m	400m	200m
Section Times	1:37.92 [8] (0:13.61)	1:24.31 [8] (0:11.15)	1:13.16 [6] (0:11.43)	1:01.73 [6] (0:12.08)	0:49.65 [7] (0:12.12)	0:37.53 [6] (0:11.95)	0:25.58 [5] (0:12.26)	0:13.32 [7]
Average Speed [km/h]	52.9	65.2	63.1	60.5	60.5	60.8	58.7	54.4
Top Speed [km/h]	64.2	66.3	65.9	62.8	62.3	62.0	60.5	56.3
Avg. Dist. to Rail [m]	3.5	3.8	4.4	4.8	3.4	1.4	3.0	4.1
Avg. Stride Freq. [Hz]	2.3	2.4	2.3	2.3	2.3	2.3	2.3	2.2
Avg. Stride Length [m]	6.5	7.6	7.5	7.4	7.4	7.4	7.1	6.7



- [] Ranking at each section and finish
- .-.- No data available at this section
- NA No data available



Horse/Jockey Name	Lady Deanne
Final Rank	9
Fastest Section Time (Section)	0:11.24 (1400m)
Top Speed [km/h] (Section)	65.1 (Overall)
Race State	Finished



Sunshine Coast QLD Professional

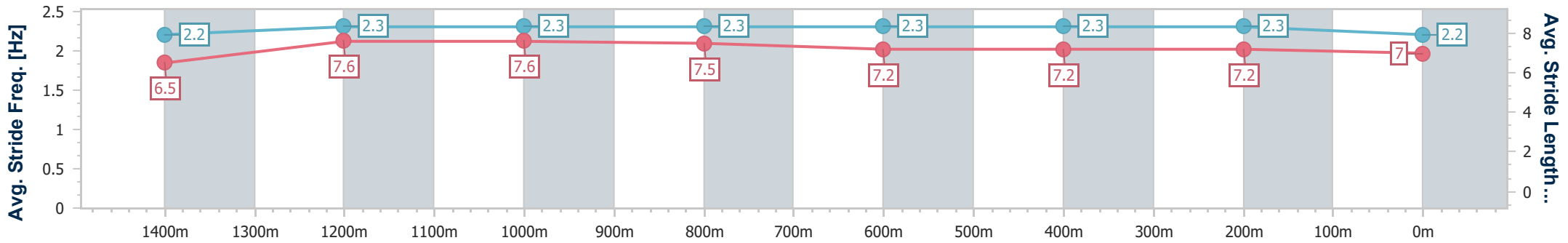
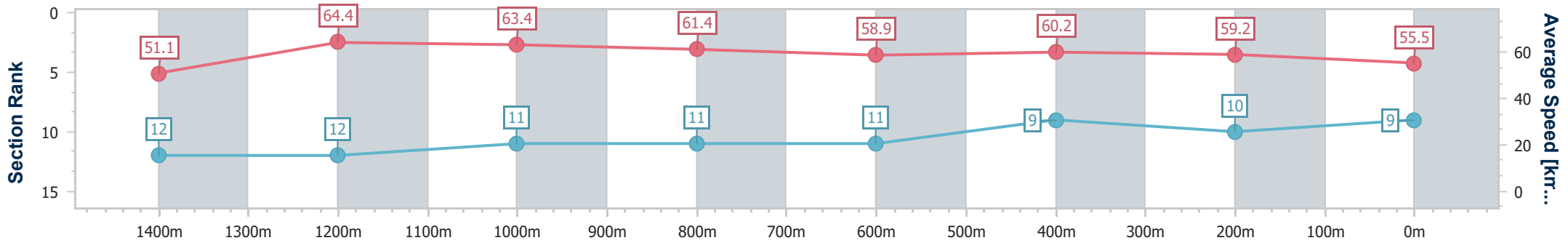
Race 2: BARRIER REEF POOLS Maiden Plate - 1600m



28 August 2024 - 13:08

Track Rating: Good 4, Weather: Fine, Rail Position: +5m Entire

Section	Overall	1400m	1200m	1000m	800m	600m	400m	200m
Section Times	1:37.94 [9] (0:14.07)	1:23.87 [12] (0:11.24)	1:12.63 [12] (0:11.39)	1:01.24 [11] (0:11.79)	0:49.45 [11] (0:12.28)	0:37.17 [11] (0:11.89)	0:25.28 [9] (0:12.19)	0:13.09 [10] (0:13.09)
Average Speed [km/h]	51.1	64.4	63.4	61.4	58.9	60.2	59.2	55.5
Top Speed [km/h]	65.1	65.1	64.0	63.0	60.9	61.3	59.8	58.3
Avg. Dist. to Rail [m]	3.5	2.0	2.7	2.6	1.0	1.2	2.0	5.3
Avg. Stride Freq. [Hz]	2.2	2.3	2.3	2.3	2.3	2.3	2.3	2.2
Avg. Stride Length [m]	6.5	7.6	7.6	7.5	7.2	7.2	7.2	7.0



- [] Ranking at each section and finish
- .-.- No data available at this section
- NA No data available



Horse/Jockey Name	Crusader Razor
Final Rank	10
Fastest Section Time (Section)	0:11.18 (1400m)
Top Speed [km/h] (Section)	65.5 (1400m)
Race State	Finished



Sunshine Coast QLD Professional

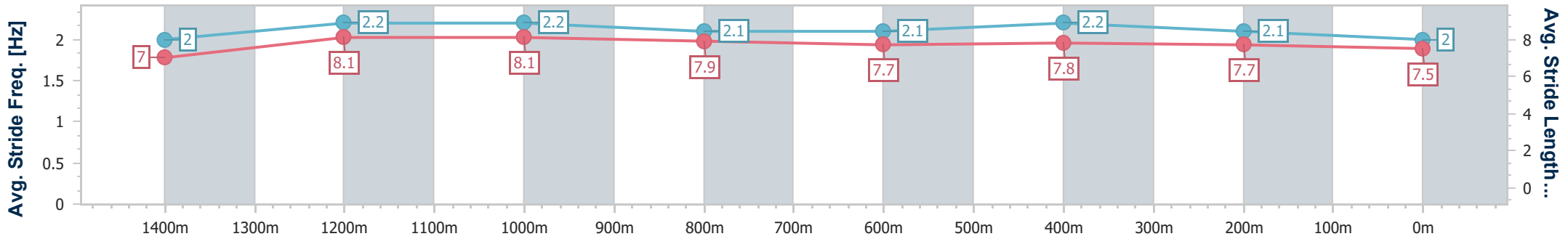
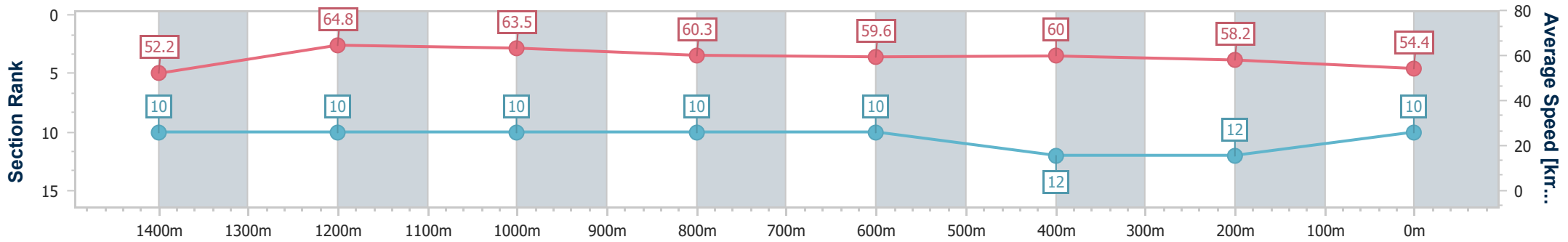
Race 2: BARRIER REEF POOLS Maiden Plate - 1600m



28 August 2024 - 13:08

Track Rating: Good 4, Weather: Fine, Rail Position: +5m Entire

Section	Overall	1400m	1200m	1000m	800m	600m	400m	200m
Section Times	1:38.36 [10] (0:13.85)	1:24.51 [10] (0:11.18)	1:13.33 [10] (0:11.41)	1:01.92 [10] (0:12.02)	0:49.90 [10] (0:12.24)	0:37.66 [10] (0:12.10)	0:25.56 [12] (0:12.37)	0:13.19 [12] (0:13.19)
Average Speed [km/h]	52.2	64.8	63.5	60.3	59.6	60.0	58.2	54.4
Top Speed [km/h]	64.8	65.5	64.5	62.5	60.3	60.5	60.2	56.8
Avg. Dist. to Rail [m]	6.6	3.6	3.8	3.5	2.0	1.6	4.3	4.1
Avg. Stride Freq. [Hz]	2.0	2.2	2.2	2.1	2.1	2.2	2.1	2.0
Avg. Stride Length [m]	7.0	8.1	8.1	7.9	7.7	7.8	7.7	7.5



- [] Ranking at each section and finish
- .-.- No data available at this section
- NA No data available



Horse/Jockey Name	Dawn Party
Final Rank	11
Fastest Section Time (Section)	0:10.83 (1400m)
Top Speed [km/h] (Section)	69.2 (1400m)
Race State	Finished



Sunshine Coast QLD Professional

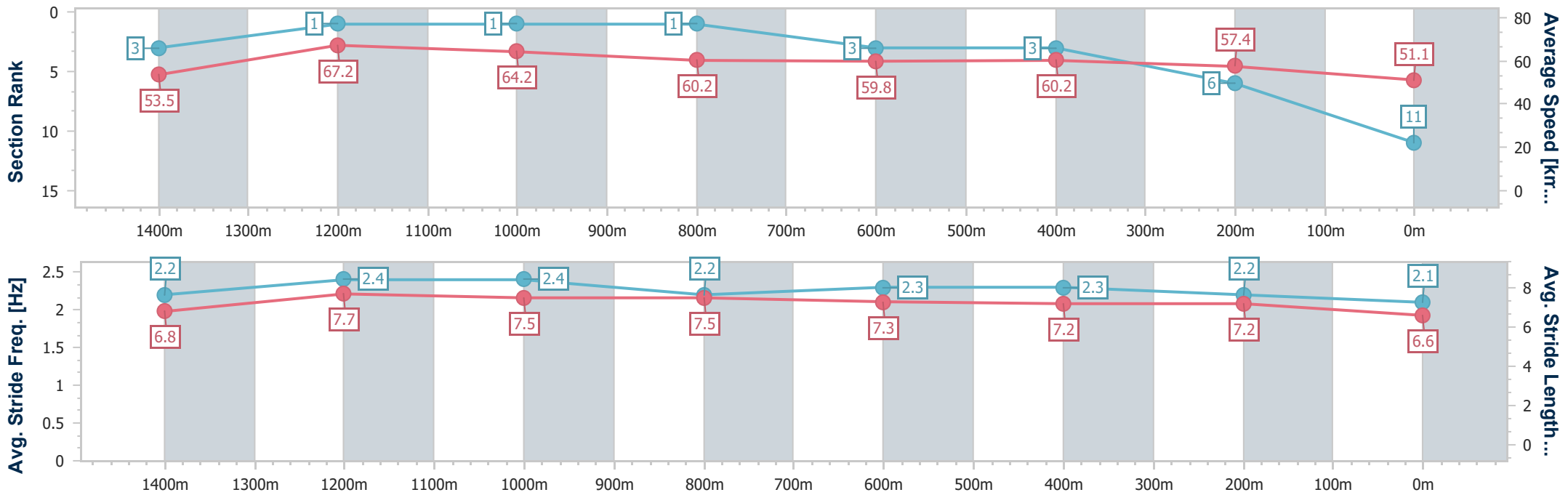
Race 2: BARRIER REEF POOLS Maiden Plate - 1600m



28 August 2024 - 13:08

Track Rating: Good 4, Weather: Fine, Rail Position: +5m Entire

Section	Overall	1400m	1200m	1000m	800m	600m	400m	200m
Section Times	1:38.74 [11] (0:13.46)	1:25.28 [3] (0:10.83)	1:14.45 [1] (0:11.23)	1:03.22 [1] (0:12.15)	0:51.07 [1] (0:12.40)	0:38.67 [3] (0:11.91)	0:26.76 [3] (0:12.59)	0:14.17 [6] (0:14.17)
Average Speed [km/h]	53.5	67.2	64.2	60.2	59.8	60.2	57.4	51.1
Top Speed [km/h]	66.2	69.2	69.0	61.7	61.2	61.1	59.6	54.7
Avg. Dist. to Rail [m]	10.1	3.8	4.1	5.5	4.8	1.3	2.7	4.0
Avg. Stride Freq. [Hz]	2.2	2.4	2.4	2.2	2.3	2.3	2.2	2.1
Avg. Stride Length [m]	6.8	7.7	7.5	7.5	7.3	7.2	7.2	6.6



- [] Ranking at each section and finish
- .-.- No data available at this section
- NA No data available



Horse/Jockey Name	Kellisa
Final Rank	12
Fastest Section Time (Section)	0:11.26 (1400m)
Top Speed [km/h] (Section)	65.9 (Overall)
Race State	Finished



Sunshine Coast QLD Professional

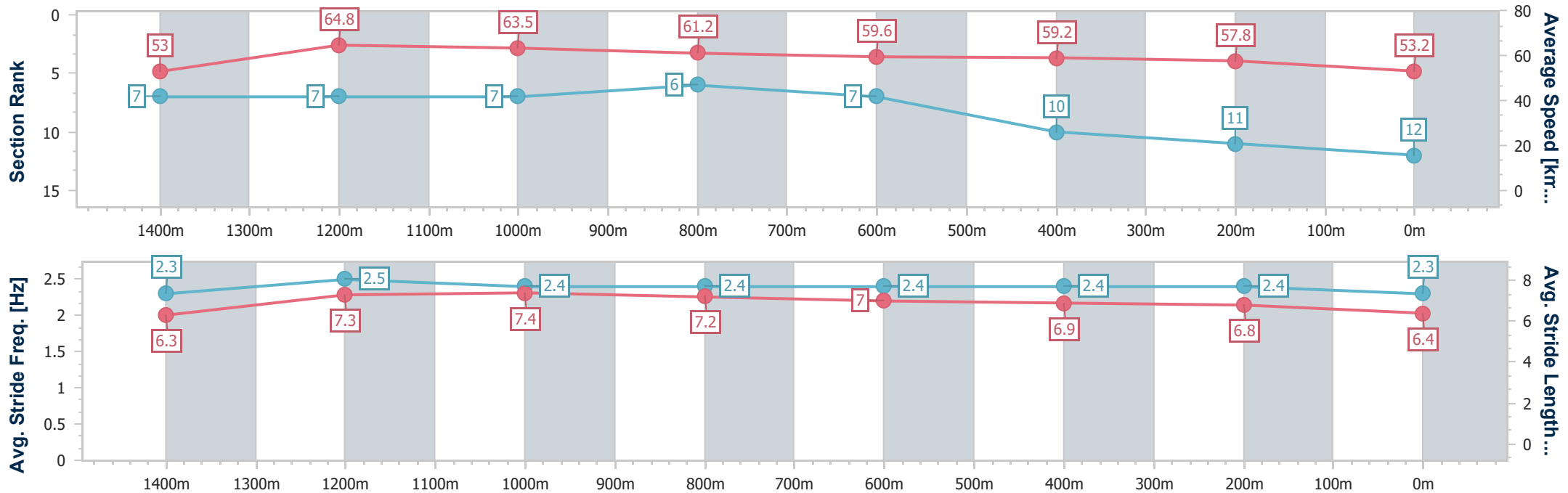
Race 2: BARRIER REEF POOLS Maiden Plate - 1600m



28 August 2024 - 13:08

Track Rating: Good 4, Weather: Fine, Rail Position: +5m Entire

Section	Overall	1400m	1200m	1000m	800m	600m	400m	200m
Section Times	1:38.77 [12] (0:13.60)	1:25.17 [7] (0:11.26)	1:13.91 [7] (0:11.39)	1:02.52 [7] (0:11.88)	0:50.64 [6] (0:12.29)	0:38.35 [7] (0:12.24)	0:26.11 [10] (0:12.46)	0:13.65 [11] (0:13.65)
Average Speed [km/h]	53.0	64.8	63.5	61.2	59.6	59.2	57.8	53.2
Top Speed [km/h]	65.9	65.8	65.4	62.5	61.1	60.6	60.2	55.5
Avg. Dist. to Rail [m]	9.7	5.2	4.7	5.1	2.7	1.2	4.5	6.2
Avg. Stride Freq. [Hz]	2.3	2.5	2.4	2.4	2.4	2.4	2.4	2.3
Avg. Stride Length [m]	6.3	7.3	7.4	7.2	7.0	6.9	6.8	6.4



- [] Ranking at each section and finish
- .-.-.- No data available at this section
- NA No data available



Horse/Jockey Name	On The Veuve
Final Rank	13
Fastest Section Time (Section)	0:11.40 (1400m)
Top Speed [km/h] (Section)	65.1 (Overall)
Race State	Finished



Sunshine Coast QLD Professional

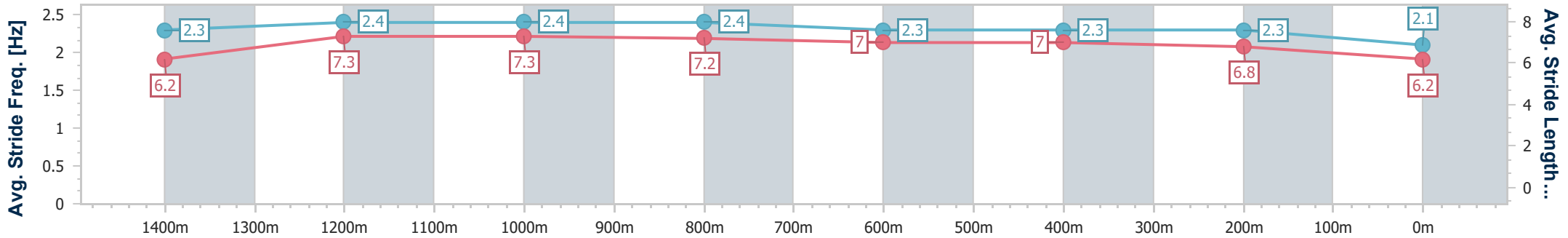
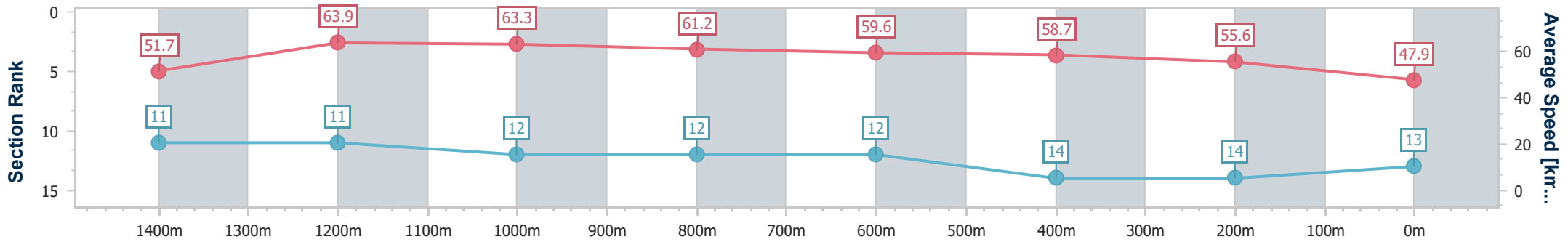
Race 2: BARRIER REEF POOLS Maiden Plate - 1600m



28 August 2024 - 13:08

Track Rating: Good 4, Weather: Fine, Rail Position: +5m Entire

Section	Overall	1400m	1200m	1000m	800m	600m	400m	200m
Section Times	1:41.22 [13] (0:13.91)	1:27.31 [11] (0:11.40)	1:15.91 [11] (0:11.40)	1:04.51 [12] (0:11.91)	0:52.60 [12] (0:12.20)	0:40.40 [12] (0:12.28)	0:28.12 [14] (0:13.01)	0:15.11 [14] (0:15.11)
Average Speed [km/h]	51.7	63.9	63.3	61.2	59.6	58.7	55.6	47.9
Top Speed [km/h]	65.1	64.6	64.7	63.1	60.4	60.2	58.0	52.3
Avg. Dist. to Rail [m]	8.0	4.4	4.0	3.7	1.8	0.7	3.8	4.2
Avg. Stride Freq. [Hz]	2.3	2.4	2.4	2.4	2.3	2.3	2.3	2.1
Avg. Stride Length [m]	6.2	7.3	7.3	7.2	7.0	7.0	6.8	6.2



- [] Ranking at each section and finish
- .-.- No data available at this section
- NA No data available



Horse/Jockey Name	Resurrected
Final Rank	14
Fastest Section Time (Section)	0:11.07 (1400m)
Top Speed [km/h] (Section)	66.0 (1400m)
Race State	Finished



Sunshine Coast QLD Professional

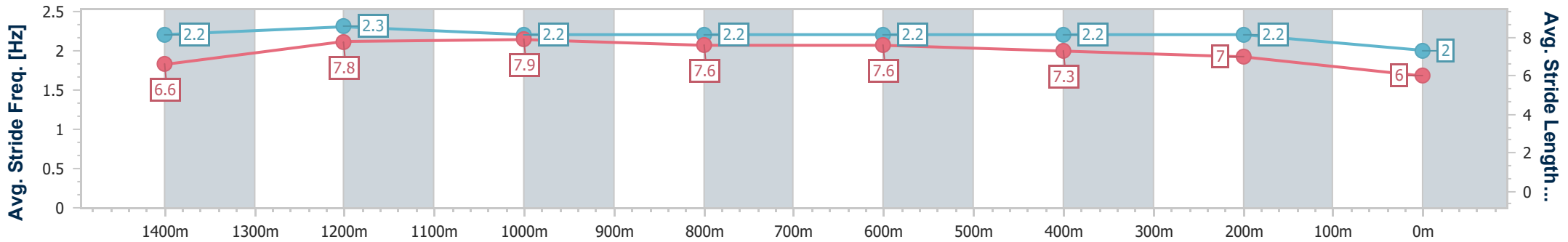
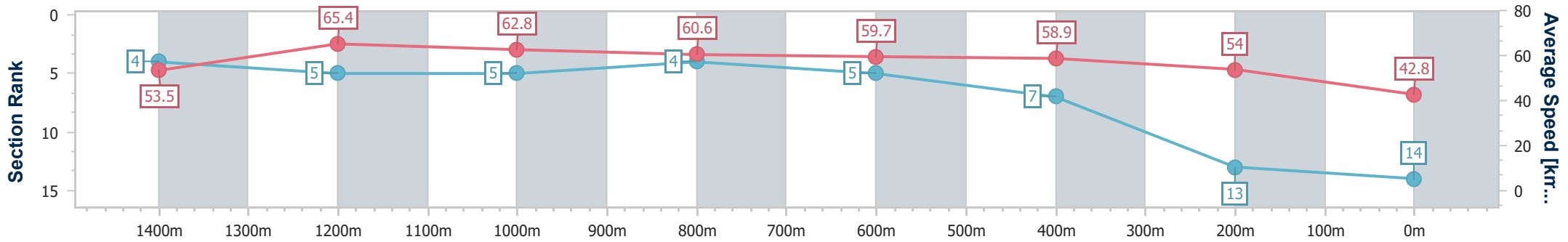
Race 2: BARRIER REEF POOLS Maiden Plate - 1600m



28 August 2024 - 13:08

Track Rating: Good 4, Weather: Fine, Rail Position: +5m Entire

Section	Overall	1400m	1200m	1000m	800m	600m	400m	200m
Section Times	1:42.73 [14] (0:13.50)	1:29.23 [4] (0:11.07)	1:18.16 [5] (0:11.49)	1:06.67 [5] (0:11.98)	0:54.69 [4] (0:12.26)	0:42.43 [5] (0:12.17)	0:30.26 [7] (0:13.36)	0:16.90 [13] (0:16.90)
Average Speed [km/h]	53.5	65.4	62.8	60.6	59.7	58.9	54.0	42.8
Top Speed [km/h]	65.1	66.0	65.4	62.2	60.3	60.1	57.8	47.6
Avg. Dist. to Rail [m]	0.8	1.2	3.6	4.5	2.7	0.7	0.8	1.5
Avg. Stride Freq. [Hz]	2.2	2.3	2.2	2.2	2.2	2.2	2.2	2.0
Avg. Stride Length [m]	6.6	7.8	7.9	7.6	7.6	7.3	7.0	6.0



- [] Ranking at each section and finish
- .-.- No data available at this section
- NA No data available



Sunshine Coast QLD Professional

Race 3: DOUBLE R GROUP Class 1 Handicap - 1600m

28 August 2024 - 13:43



Track Rating: Good 4, Weather: Fine, Rail Position: +5m Entire

Section		Overall	1400m	1200m	1000m	800m	600m	400m	Last 600m				
Field Times		1:37.10 (0:13.44)	1:23.66 (0:11.32)	1:12.34 (0:12.09)	1:00.25 (0:12.72)	0:47.53 (0:12.31)	0:35.22 (0:11.67)	0:23.55 (0:11.42)	0:35.22				
Rank	TAB Horse/Jockey	Barrier	Top Speed [km/h]	Fastest Section									Distance Travelled [m]
1	3 MIDORI MOVER Noel Callow	3	65.2 400m	0:11.24 400m	1:37.10 [1] (0:13.93)	1:23.17 [7] (0:11.71)	1:11.46 [8] (0:12.20)	0:59.26 [9] (0:12.91)	0:46.35 [8] (0:11.93)	0:34.42 [8] (0:11.32)	0:23.10 [7] (0:11.24)	0:34.42	
2	6 JENNI MOREESE Karl Zechner	1	65.4 400m	0:11.24 400m	1:37.16 [2] (0:13.75)	1:23.41 [5] (0:11.60)	1:11.81 [5] (0:12.08)	0:59.73 [5] (0:12.80)	0:46.93 [5] (0:12.25)	0:34.68 [5] (0:11.44)	0:23.24 [6] (0:11.24)	0:34.68	-2
3	10 GINASUE Georgina Cartwright	8	65.7 1400m	0:11.26 600m	1:37.21 [3] (0:14.07)	1:23.14 [9] (0:11.42)	1:11.72 [7] (0:12.10)	0:59.62 [7] (0:12.90)	0:46.72 [7] (0:12.12)	0:34.60 [7] (0:11.26)	0:23.34 [5] (0:11.26)	0:34.60	-3
4	2 NOTACLUEHOWORWHO Nikita Beriman	5	65.3 Overall	0:11.45 1400m	1:37.44 [4] (0:13.62)	1:23.82 [3] (0:11.45)	1:12.37 [3] (0:12.06)	1:00.31 [3] (0:12.80)	0:47.51 [3] (0:12.18)	0:35.33 [3] (0:11.56)	0:23.77 [3] (0:11.51)	0:35.33	+0
5	7 PINTURA ROSA Marnu Potgieter	6	65.2 400m	0:11.26 400m	1:37.56 [5] (0:13.88)	1:23.68 [6] (0:11.59)	1:12.09 [6] (0:12.03)	1:00.06 [6] (0:12.90)	0:47.16 [6] (0:12.13)	0:35.03 [6] (0:11.54)	0:23.49 [8] (0:11.26)	0:35.03	+3
6	1 RICH AGAIN Samantha Collett	9	65.9 Overall	0:11.32 1400m	1:37.63 [6] (0:13.44)	1:24.19 [1] (0:11.32)	1:12.87 [1] (0:12.09)	1:00.78 [1] (0:12.72)	0:48.06 [1] (0:12.31)	0:35.75 [1] (0:11.67)	0:24.08 [1] (0:11.42)	0:35.75	+1
7	9 DESHORENTE Tahlia Fenlon	2	65.6 1400m	0:11.43 1400m	1:37.84 [7] (0:13.68)	1:24.16 [4] (0:11.43)	1:12.73 [4] (0:12.12)	1:00.61 [4] (0:12.81)	0:47.80 [4] (0:12.21)	0:35.59 [4] (0:11.57)	0:24.02 [4] (0:11.61)	0:35.59	-6
8	8 BEAN ALL OVA Ron Stewart	4	66.4 1400m	0:11.26 1400m	1:37.91 [8] (0:13.50)	1:24.41 [2] (0:11.26)	1:13.15 [2] (0:12.11)	1:01.04 [2] (0:12.75)	0:48.29 [2] (0:12.31)	0:35.98 [2] (0:11.69)	0:24.29 [2] (0:11.67)	0:35.98	-1
9	4 MISS MIRIAM Damien Thornton	10	64.3 600m	0:11.49 600m	1:43.92 [9] (0:14.00)	1:29.92 [8] (0:11.72)	1:18.20 [9] (0:12.14)	1:06.06 [10] (0:12.97)	0:53.09 [10] (0:11.95)	0:41.14 [9] (0:11.49)	0:29.65 [9] (0:12.18)	0:41.14	+1
10	5 BOVIDAE Justin Huxtable	7	64.1 1400m	0:11.68 1400m	1:50.28 [10] (0:14.12)	1:36.16 [10] (0:11.68)	1:24.48 [10] (0:12.01)	1:12.47 [8] (0:12.96)	0:59.51 [9] (0:12.14)	0:47.37 [10] (0:12.08)	0:35.29 [10] (0:15.38)	0:47.37	-7

[] Ranking at each section and finish
 -:-:- No data available at this section
 NA No data available

SCN Saddle cloth number
 DNF Did not finish
 DNT Did not track



Sunshine Coast QLD Professional

Race 3: DOUBLE R GROUP Class 1 Handicap - 1600m

28 August 2024 - 13:43



Track Rating: Good 4, Weather: Fine, Rail Position: +5m Entire

Section							200m			Last 600m
Field Times							0:12.13			0:35.22
							(0:12.13)			
Rank	TAB	Horse/Jockey	Barrier	Top Speed [km/h]	Fastest Section	Margin			Distance Travelled [m]	
1	3	MIDORI MOVER Noel Callow	3	65.2 400m	0:11.24 400m	0:11.86 [5] (0:11.86)	1:37.10			0:34.42
2	6	JENNI MOREESE Karl Zechner	1	65.4 400m	0:11.24 400m	0:12.00 [3] (0:12.00)	0.3L			0:34.68 -2
3	10	GINASUE Georgina Cartwright	8	65.7 1400m	0:11.26 600m	0:12.08 [2] (0:12.08)	0.5L			0:34.60 -3
4	2	NOTACLUEHOWORWHO Nikita Beriman	5	65.3 Overall	0:11.45 1400m	0:12.26 [4] (0:12.26)	1.8L			0:35.33 +0
5	7	PINTURA ROSA Marnu Potgieter	6	65.2 400m	0:11.26 400m	0:12.23 [7] (0:12.23)	2.3L			0:35.03 +3
6	1	RICH AGAIN Samantha Collett	9	65.9 Overall	0:11.32 1400m	0:12.66 [1] (0:12.66)	2.6L			0:35.75 +1
7	9	DESHORENTE Tahlia Fenlon	2	65.6 1400m	0:11.43 1400m	0:12.41 [8] (0:12.41)	3.6L			0:35.59 -6
8	8	BEAN ALL OVA Ron Stewart	4	66.4 1400m	0:11.26 1400m	0:12.62 [6] (0:12.62)	3.9L			0:35.98 -1
9	4	MISS MIRIAM Damien Thornton	10	64.3 600m	0:11.49 600m	0:17.47 [9] (0:17.47)	39.2L			0:41.14 +1
10	5	BOVIDAE Justin Huxtable	7	64.1 1400m	0:11.68 1400m	0:19.91 [10] (0:19.91)	76.5L			0:47.37 -7

[] Ranking at each section and finish
 -:-:- No data available at this section
 NA No data available

SCN Saddle cloth number
 DNF Did not finish
 DNT Did not track



Horse/Jockey Name	Midori Mover
Final Rank	1
Fastest Section Time (Section)	0:11.24 (400m)
Top Speed [km/h] (Section)	65.2 (400m)
Race State	Finished



Sunshine Coast QLD Professional

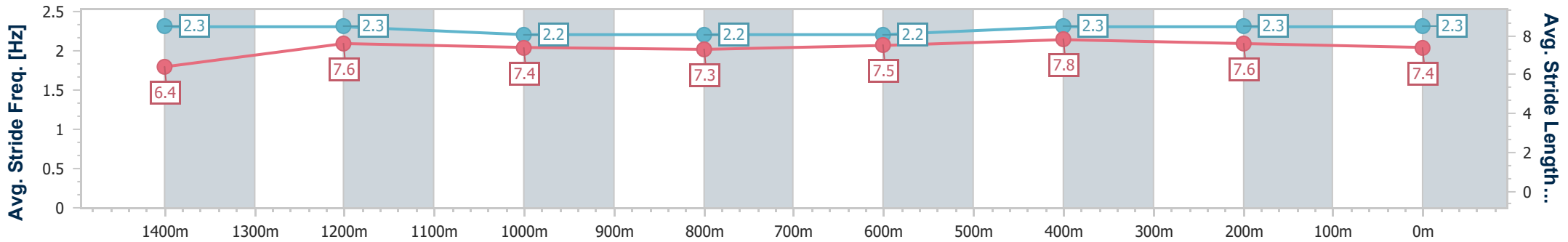
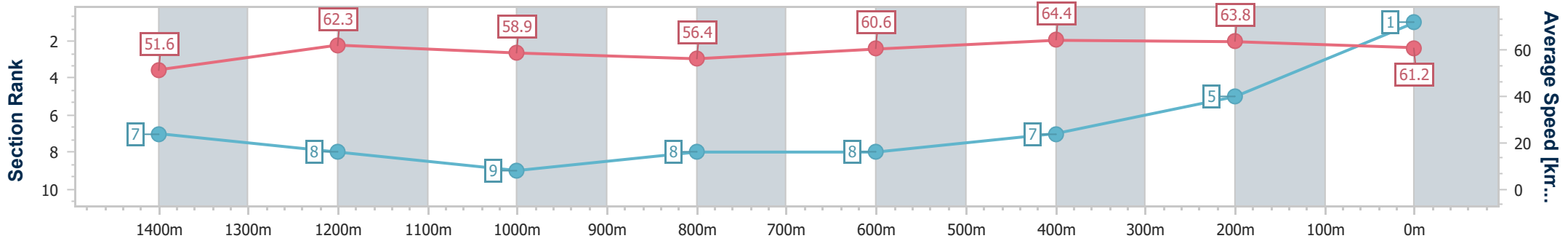
Race 3: DOUBLE R GROUP Class 1 Handicap - 1600m



28 August 2024 - 13:43

Track Rating: Good 4, Weather: Fine, Rail Position: +5m Entire

Section	Overall	1400m	1200m	1000m	800m	600m	400m	200m
Section Times	1:37.10 [1] (0:13.93)	1:23.17 [7] (0:11.71)	1:11.46 [8] (0:12.20)	0:59.26 [9] (0:12.91)	0:46.35 [8] (0:11.93)	0:34.42 [8] (0:11.32)	0:23.10 [7] (0:11.24)	0:11.86 [5]
Average Speed [km/h]	51.6	62.3	58.9	56.4	60.6	64.4	63.8	61.2
Top Speed [km/h]	63.8	64.2	60.5	58.2	63.9	65.1	65.2	64.0
Avg. Dist. to Rail [m]	4.1	3.7	3.3	3.3	1.2	1.8	5.5	6.2
Avg. Stride Freq. [Hz]	2.3	2.3	2.2	2.2	2.2	2.3	2.3	2.3
Avg. Stride Length [m]	6.4	7.6	7.4	7.3	7.5	7.8	7.6	7.4



- [] Ranking at each section and finish
- .-.- No data available at this section
- NA No data available



Horse/Jockey Name	Jenni Moreese
Final Rank	2
Fastest Section Time (Section)	0:11.24 (400m)
Top Speed [km/h] (Section)	65.4 (400m)
Race State	Finished



Sunshine Coast QLD Professional

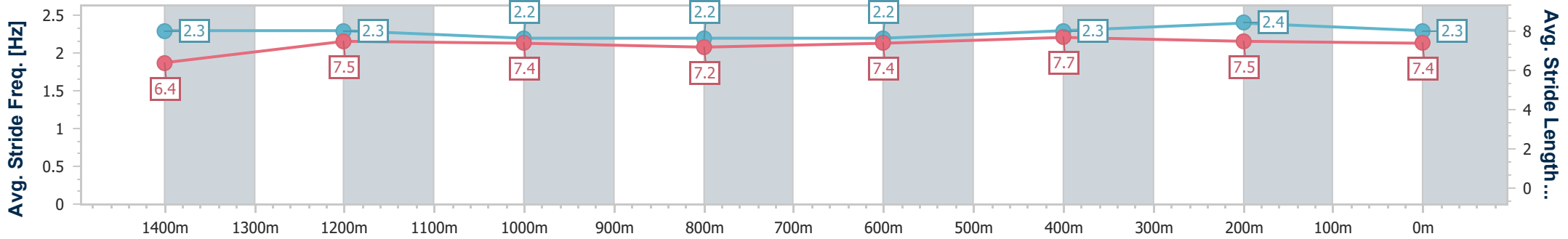
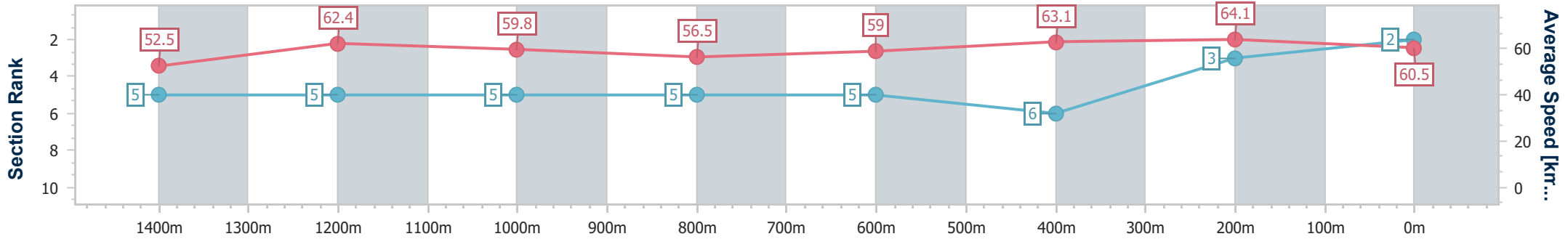
Race 3: DOUBLE R GROUP Class 1 Handicap - 1600m



28 August 2024 - 13:43

Track Rating: Good 4, Weather: Fine, Rail Position: +5m Entire

Section	Overall	1400m	1200m	1000m	800m	600m	400m	200m
Section Times	1:37.16 [2] (0:13.75)	1:23.41 [5] (0:11.60)	1:11.81 [5] (0:12.08)	0:59.73 [5] (0:12.80)	0:46.93 [5] (0:12.25)	0:34.68 [5] (0:11.44)	0:23.24 [6] (0:11.24)	0:12.00 [3] (0:12.00)
Average Speed [km/h]	52.5	62.4	59.8	56.5	59.0	63.1	64.1	60.5
Top Speed [km/h]	64.1	63.7	61.7	58.5	61.2	65.0	65.4	62.7
Avg. Dist. to Rail [m]	2.6	2.6	3.1	2.6	0.9	0.6	4.5	4.5
Avg. Stride Freq. [Hz]	2.3	2.3	2.2	2.2	2.2	2.3	2.4	2.3
Avg. Stride Length [m]	6.4	7.5	7.4	7.2	7.4	7.7	7.5	7.4



- [] Ranking at each section and finish
- .-.- No data available at this section
- NA No data available



Horse/Jockey Name	Ginasue
Final Rank	3
Fastest Section Time (Section)	0:11.26 (600m)
Top Speed [km/h] (Section)	65.7 (1400m)
Race State	Finished



Sunshine Coast QLD Professional

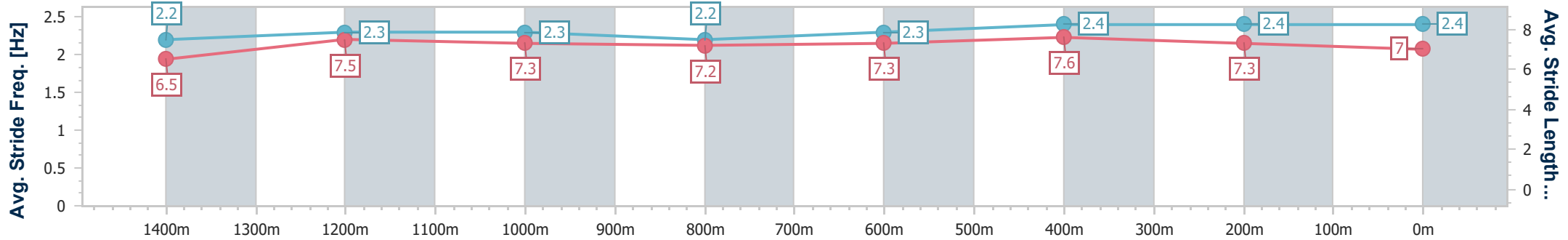
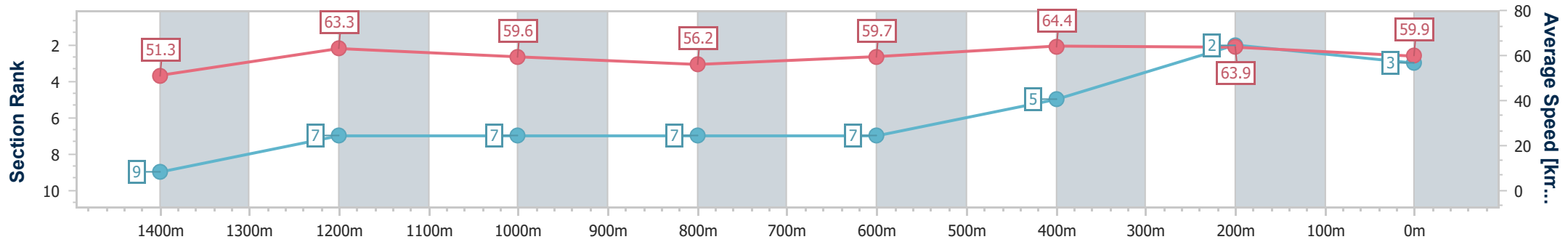
Race 3: DOUBLE R GROUP Class 1 Handicap - 1600m



28 August 2024 - 13:43

Track Rating: Good 4, Weather: Fine, Rail Position: +5m Entire

Section	Overall	1400m	1200m	1000m	800m	600m	400m	200m
Section Times	1:37.21 [3] (0:14.07)	1:23.14 [9] (0:11.42)	1:11.72 [7] (0:12.10)	0:59.62 [7] (0:12.90)	0:46.72 [7] (0:12.12)	0:34.60 [7] (0:11.26)	0:23.34 [5] (0:11.26)	0:12.08 [2] (0:12.08)
Average Speed [km/h]	51.3	63.3	59.6	56.2	59.7	64.4	63.9	59.9
Top Speed [km/h]	65.6	65.7	62.1	58.0	62.4	65.7	65.2	63.0
Avg. Dist. to Rail [m]	6.7	2.1	2.6	2.6	0.8	0.8	4.7	3.5
Avg. Stride Freq. [Hz]	2.2	2.3	2.3	2.2	2.3	2.4	2.4	2.4
Avg. Stride Length [m]	6.5	7.5	7.3	7.2	7.3	7.6	7.3	7.0



- [] Ranking at each section and finish
- .-.- No data available at this section
- NA No data available



Horse/Jockey Name	Notacluehoworwho
Final Rank	4
Fastest Section Time (Section)	0:11.45 (1400m)
Top Speed [km/h] (Section)	65.3 (Overall)
Race State	Finished



Sunshine Coast QLD Professional

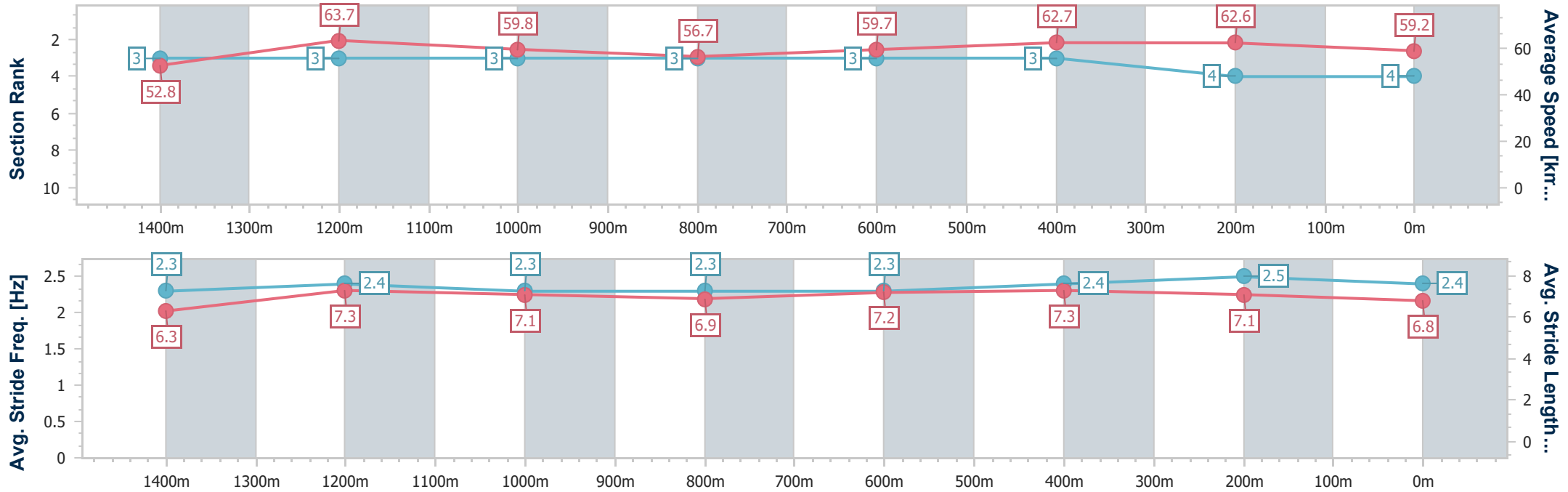
Race 3: DOUBLE R GROUP Class 1 Handicap - 1600m



28 August 2024 - 13:43

Track Rating: Good 4, Weather: Fine, Rail Position: +5m Entire

Section	Overall	1400m	1200m	1000m	800m	600m	400m	200m
Section Times	1:37.44 [4] (0:13.62)	1:23.82 [3] (0:11.45)	1:12.37 [3] (0:12.06)	1:00.31 [3] (0:12.80)	0:47.51 [3] (0:12.18)	0:35.33 [3] (0:11.56)	0:23.77 [3] (0:11.51)	0:12.26 [4] (0:12.26)
Average Speed [km/h]	52.8	63.7	59.8	56.7	59.7	62.7	62.6	59.2
Top Speed [km/h]	65.3	65.2	61.5	58.9	61.3	64.4	63.1	62.3
Avg. Dist. to Rail [m]	5.7	4.1	3.6	3.5	1.5	0.9	4.9	5.1
Avg. Stride Freq. [Hz]	2.3	2.4	2.3	2.3	2.3	2.4	2.5	2.4
Avg. Stride Length [m]	6.3	7.3	7.1	6.9	7.2	7.3	7.1	6.8



- [] Ranking at each section and finish
- .-.- No data available at this section
- NA No data available



Horse/Jockey Name	Pintura Rosa
Final Rank	5
Fastest Section Time (Section)	0:11.26 (400m)
Top Speed [km/h] (Section)	65.2 (400m)
Race State	Finished



Sunshine Coast QLD Professional

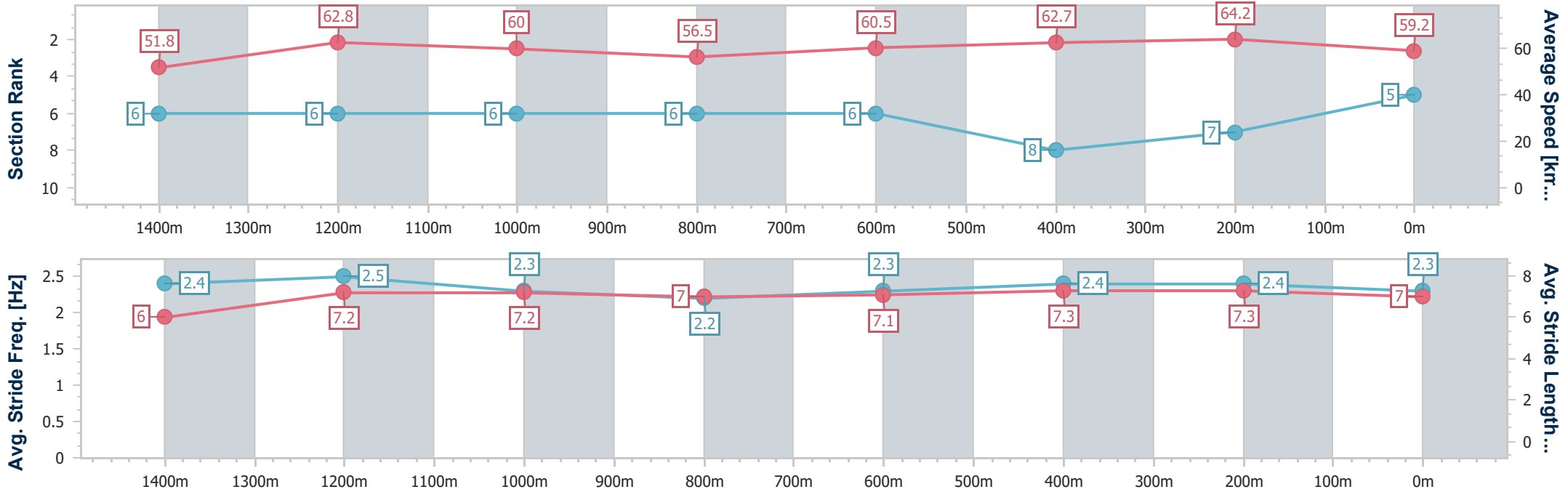
Race 3: DOUBLE R GROUP Class 1 Handicap - 1600m



28 August 2024 - 13:43

Track Rating: Good 4, Weather: Fine, Rail Position: +5m Entire

Section	Overall	1400m	1200m	1000m	800m	600m	400m	200m
Section Times	1:37.56 [5] (0:13.88)	1:23.68 [6] (0:11.59)	1:12.09 [6] (0:12.03)	1:00.06 [6] (0:12.90)	0:47.16 [6] (0:12.13)	0:35.03 [6] (0:11.54)	0:23.49 [8] (0:11.26)	0:12.23 [7] (0:12.23)
Average Speed [km/h]	51.8	62.8	60.0	56.5	60.5	62.7	64.2	59.2
Top Speed [km/h]	63.7	64.2	62.5	59.3	63.5	63.9	65.2	61.9
Avg. Dist. to Rail [m]	7.2	4.8	4.5	4.6	3.1	1.3	5.2	6.0
Avg. Stride Freq. [Hz]	2.4	2.5	2.3	2.2	2.3	2.4	2.4	2.3
Avg. Stride Length [m]	6.0	7.2	7.2	7.0	7.1	7.3	7.3	7.0



- [] Ranking at each section and finish
- .-.- No data available at this section
- NA No data available



Horse/Jockey Name	Rich Again
Final Rank	6
Fastest Section Time (Section)	0:11.32 (1400m)
Top Speed [km/h] (Section)	65.9 (Overall)
Race State	Finished



Sunshine Coast QLD Professional

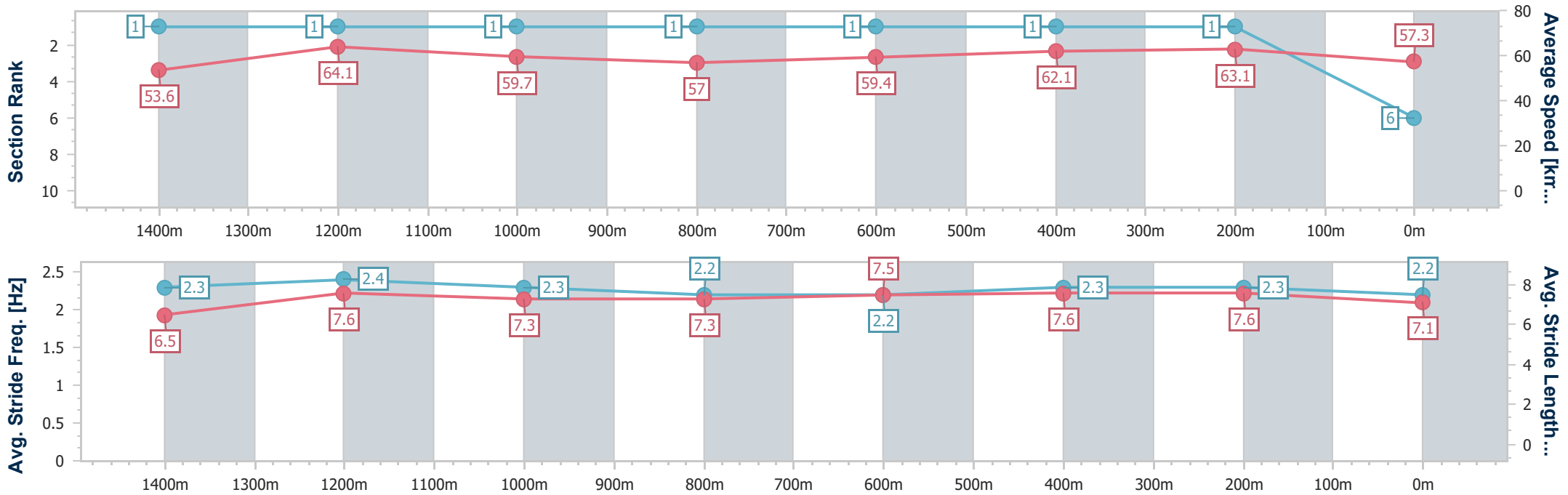
Race 3: DOUBLE R GROUP Class 1 Handicap - 1600m



28 August 2024 - 13:43

Track Rating: Good 4, Weather: Fine, Rail Position: +5m Entire

Section	Overall	1400m	1200m	1000m	800m	600m	400m	200m
Section Times	1:37.63 [6] (0:13.44)	1:24.19 [1] (0:11.32)	1:12.87 [1] (0:12.09)	1:00.78 [1] (0:12.72)	0:48.06 [1] (0:12.31)	0:35.75 [1] (0:11.67)	0:24.08 [1] (0:11.42)	0:12.66 [1] (0:12.66)
Average Speed [km/h]	53.6	64.1	59.7	57.0	59.4	62.1	63.1	57.3
Top Speed [km/h]	65.9	65.8	62.1	58.2	61.1	63.6	64.6	61.1
Avg. Dist. to Rail [m]	8.6	4.0	2.9	2.9	2.2	1.4	1.8	0.3
Avg. Stride Freq. [Hz]	2.3	2.4	2.3	2.2	2.2	2.3	2.3	2.2
Avg. Stride Length [m]	6.5	7.6	7.3	7.3	7.5	7.6	7.6	7.1



- [] Ranking at each section and finish
- .-.- No data available at this section
- NA No data available



Horse/Jockey Name	Deshorente
Final Rank	7
Fastest Section Time (Section)	0:11.43 (1400m)
Top Speed [km/h] (Section)	65.6 (1400m)
Race State	Finished



Sunshine Coast QLD Professional

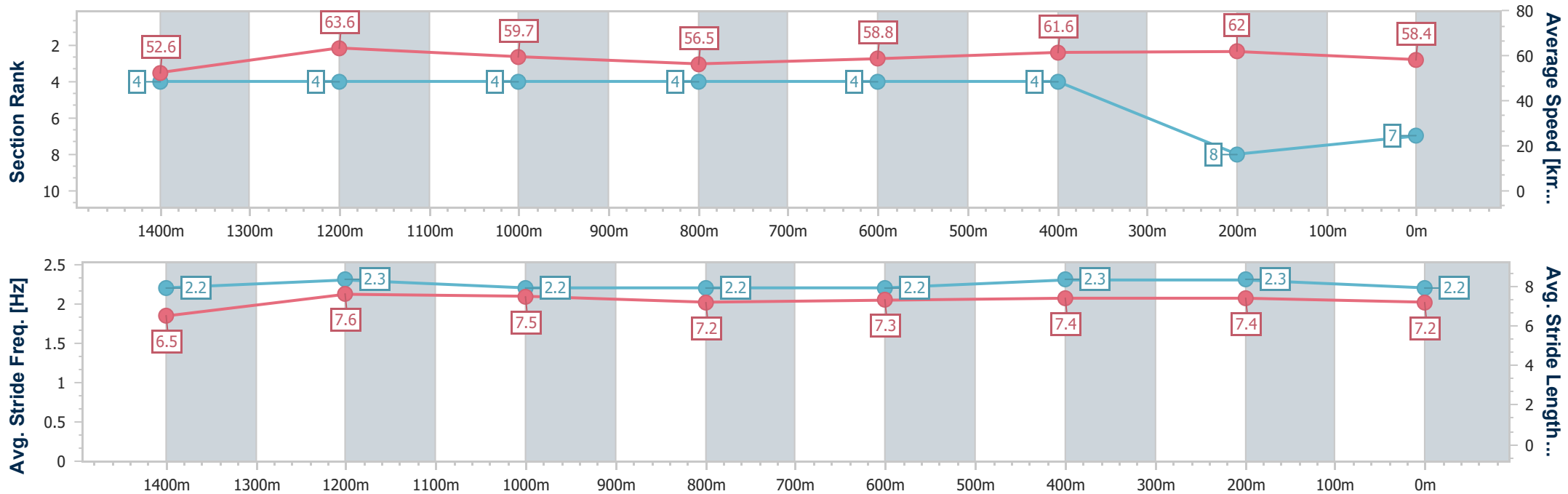
Race 3: DOUBLE R GROUP Class 1 Handicap - 1600m



28 August 2024 - 13:43

Track Rating: Good 4, Weather: Fine, Rail Position: +5m Entire

Section	Overall	1400m	1200m	1000m	800m	600m	400m	200m
Section Times	1:37.84 [7] (0:13.68)	1:24.16 [4] (0:11.43)	1:12.73 [4] (0:12.12)	1:00.61 [4] (0:12.81)	0:47.80 [4] (0:12.21)	0:35.59 [4] (0:11.57)	0:24.02 [4] (0:11.61)	0:12.41 [8] (0:12.41)
Average Speed [km/h]	52.6	63.6	59.7	56.5	58.8	61.6	62.0	58.4
Top Speed [km/h]	64.7	65.6	61.0	57.9	60.1	62.7	62.9	60.1
Avg. Dist. to Rail [m]	3.5	3.3	3.4	3.1	0.9	1.8	0.6	0.4
Avg. Stride Freq. [Hz]	2.2	2.3	2.2	2.2	2.2	2.3	2.3	2.2
Avg. Stride Length [m]	6.5	7.6	7.5	7.2	7.3	7.4	7.4	7.2



- [] Ranking at each section and finish
- .-.- No data available at this section
- NA No data available



Horse/Jockey Name	Bean All Ova
Final Rank	8
Fastest Section Time (Section)	0:11.26 (1400m)
Top Speed [km/h] (Section)	66.4 (1400m)
Race State	Finished



Sunshine Coast QLD Professional

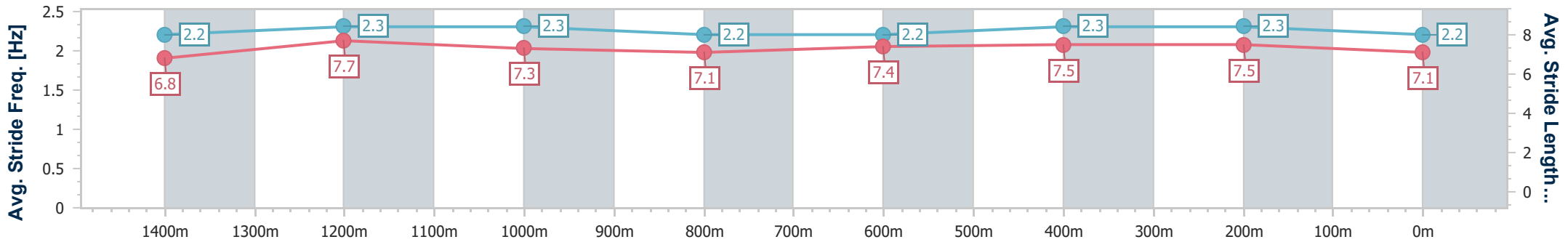
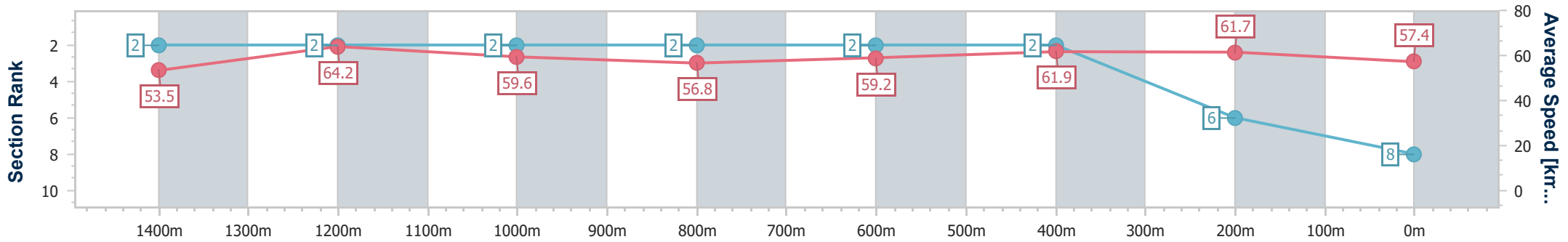
Race 3: DOUBLE R GROUP Class 1 Handicap - 1600m



28 August 2024 - 13:43

Track Rating: Good 4, Weather: Fine, Rail Position: +5m Entire

Section	Overall	1400m	1200m	1000m	800m	600m	400m	200m					
Section Times	1:37.91 [8] (0:13.50)	1:24.41 [2] (0:11.26)	1:13.15 [2] (0:12.11)	1:01.04 [2] (0:12.75)	0:48.29 [2] (0:12.31)	0:35.98 [2] (0:11.69)	0:24.29 [2] (0:11.67)	0:12.62 [6] (0:12.62)					
Average Speed [km/h]	53.5	64.2	59.6	56.8	59.2	61.9	61.7	57.4					
Top Speed [km/h]	66.1	66.4	62.0	58.1	60.6	63.0	63.1	60.1					
Avg. Dist. to Rail [m]	4.9	2.5	3.7	2.9	2.2	1.0	1.7	2.2					
Avg. Stride Freq. [Hz]	2.2	2.3	2.3	2.2	2.2	2.3	2.3	2.2					
Avg. Stride Length [m]	6.8	7.7	7.3	7.1	7.4	7.5	7.5	7.1					



- [] Ranking at each section and finish
- .-.- No data available at this section
- NA No data available



Horse/Jockey Name	Miss Miriam
Final Rank	9
Fastest Section Time (Section)	0:11.49 (600m)
Top Speed [km/h] (Section)	64.3 (600m)
Race State	Finished



Sunshine Coast QLD Professional

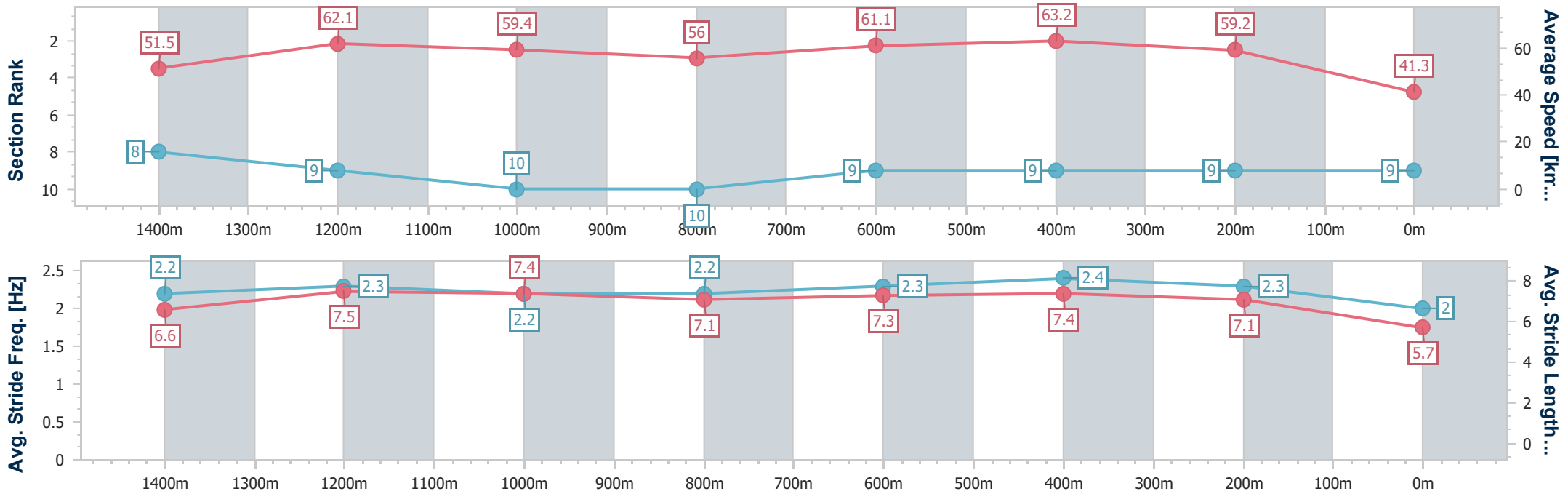
Race 3: DOUBLE R GROUP Class 1 Handicap - 1600m



28 August 2024 - 13:43

Track Rating: Good 4, Weather: Fine, Rail Position: +5m Entire

Section	Overall	1400m	1200m	1000m	800m	600m	400m	200m
Section Times	1:43.92 [9] (0:14.00)	1:29.92 [8] (0:11.72)	1:18.20 [9] (0:12.14)	1:06.06 [10] (0:12.97)	0:53.09 [10] (0:11.95)	0:41.14 [9] (0:11.49)	0:29.65 [9] (0:12.18)	0:17.47 [9] (0:17.47)
Average Speed [km/h]	51.5	62.1	59.4	56.0	61.1	63.2	59.2	41.3
Top Speed [km/h]	62.7	63.2	60.9	57.6	63.6	64.3	64.3	52.0
Avg. Dist. to Rail [m]	10.2	4.2	3.5	3.4	2.0	1.9	4.9	4.5
Avg. Stride Freq. [Hz]	2.2	2.3	2.2	2.2	2.3	2.4	2.3	2.0
Avg. Stride Length [m]	6.6	7.5	7.4	7.1	7.3	7.4	7.1	5.7



- [] Ranking at each section and finish
- .-.- No data available at this section
- NA No data available



Horse/Jockey Name	Bovidae
Final Rank	10
Fastest Section Time (Section)	0:11.68 (1400m)
Top Speed [km/h] (Section)	64.1 (1400m)
Race State	Finished



Sunshine Coast QLD Professional

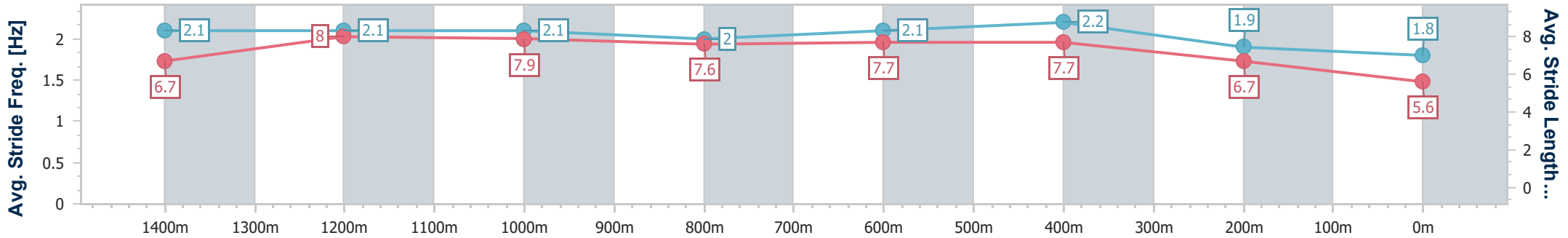
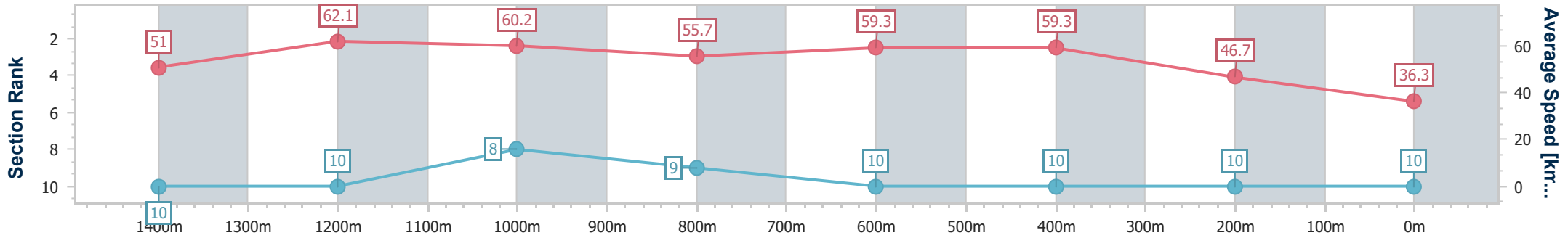
Race 3: DOUBLE R GROUP Class 1 Handicap - 1600m



28 August 2024 - 13:43

Track Rating: Good 4, Weather: Fine, Rail Position: +5m Entire

Section	Overall	1400m	1200m	1000m	800m	600m	400m	200m
Section Times	1:50.28 [10] (0:14.12)	1:36.16 [10] (0:11.68)	1:24.48 [10] (0:12.01)	1:12.47 [8] (0:12.96)	0:59.51 [9] (0:12.14)	0:47.37 [10] (0:12.08)	0:35.29 [10] (0:15.38)	0:19.91 [10] (0:19.91)
Average Speed [km/h]	51.0	62.1	60.2	55.7	59.3	59.3	46.7	36.3
Top Speed [km/h]	64.0	64.1	62.0	58.8	60.8	61.1	53.3	42.2
Avg. Dist. to Rail [m]	6.6	2.7	2.2	2.4	0.7	1.3	0.8	0.4
Avg. Stride Freq. [Hz]	2.1	2.1	2.1	2.0	2.1	2.2	1.9	1.8
Avg. Stride Length [m]	6.7	8.0	7.9	7.6	7.7	7.7	6.7	5.6



- [] Ranking at each section and finish
- .-.- No data available at this section
- NA No data available



Sunshine Coast QLD Professional

Race 4: CALOUNDRA RSL BENCHMARK 68 Handicap - 2200m



28 August 2024 - 14:18

Track Rating: Good 4, Weather: Fine, Rail Position: +5m Entire

Section		Overall	2000m	1800m	1600m	1400m	1200m	1000m	Last 600m					
Field Times		2:19.46 (0:15.19)	2:04.27 (0:12.38)	1:51.89 (0:13.18)	1:38.71 (0:12.16)	1:26.55 (0:11.99)	1:14.56 (0:13.09)	1:01.47 (0:13.30)	0:35.77					
Rank	TAB	Horse/Jockey	Barrier	Top Speed [km/h]	Fastest Section								Distance Travelled [m]	
1	2	BAK DA MAN Taylor Marshall	7	63.3 1600m	0:11.50 400m	2:19.46 [1] (0:15.43)	2:04.03 [2] (0:12.21)	1:51.82 [2] (0:13.13)	1:38.69 [2] (0:12.14)	1:26.55 [1] (0:12.06)	1:14.49 [3] (0:13.15)	1:01.34 [2] (0:13.37)	0:35.49	
2	8	SIMPLY REFUSE Michael Rodd	6	65.1 400m	0:11.29 400m	2:19.53 [2] (0:15.96)	2:03.57 [7] (0:12.40)	1:51.17 [9] (0:13.01)	1:38.16 [9] (0:12.40)	1:25.76 [9] (0:12.05)	1:13.71 [10] (0:13.23)	1:00.48 [10] (0:13.28)	0:34.98	+6
3	7	SHY GUY James Orman	1	64.5 400m	0:11.47 400m	2:20.03 [3] (0:15.62)	2:04.41 [4] (0:12.29)	1:52.12 [4] (0:13.17)	1:38.95 [6] (0:12.42)	1:26.53 [6] (0:11.93)	1:14.60 [6] (0:13.26)	1:01.34 [7] (0:13.30)	0:35.84	-1
4	6	ASHFALL Bailey Wheeler	9	65.3 400m	0:11.44 400m	2:20.05 [4] (0:16.09)	2:03.96 [10] (0:12.42)	1:51.54 [10] (0:12.89)	1:38.65 [10] (0:12.53)	1:26.12 [10] (0:11.89)	1:14.23 [9] (0:13.16)	1:01.07 [9] (0:13.44)	0:35.54	+5
5	3	GLEN MASSEY Karl Zechner	2	64.0 1600m	0:11.92 1600m	2:20.43 [5] (0:15.73)	2:04.70 [5] (0:12.36)	1:52.34 [6] (0:12.98)	1:39.36 [5] (0:11.92)	1:27.44 [3] (0:11.98)	1:15.46 [2] (0:13.17)	1:02.29 [3] (0:13.24)	0:36.74	+3
6	5	SECRET SHEEMA Boris Thornton	4	63.0 600m	0:11.88 600m	2:20.53 [6] (0:15.48)	2:05.05 [3] (0:12.38)	1:52.67 [3] (0:13.15)	1:39.52 [4] (0:12.26)	1:27.26 [5] (0:11.91)	1:15.35 [5] (0:13.18)	1:02.17 [4] (0:13.35)	0:36.66	+7
7	1	SPRAY GUN Cody Collis	3	62.6 400m	0:11.77 600m	2:20.56 [7] (0:16.04)	2:04.52 [9] (0:12.11)	1:52.41 [7] (0:13.02)	1:39.39 [7] (0:12.55)	1:26.84 [8] (0:11.93)	1:14.91 [8] (0:13.07)	1:01.84 [8] (0:13.47)	0:36.04	-1
8	9	BRIEF SOJOURN Tahlia Fenlon	5	63.9 1600m	0:11.92 600m	2:20.74 [8] (0:15.78)	2:04.96 [6] (0:12.26)	1:52.70 [5] (0:12.90)	1:39.80 [3] (0:11.98)	1:27.82 [2] (0:11.98)	1:15.84 [1] (0:13.09)	1:02.75 [1] (0:13.30)	0:37.02	+4
9	10	IRIDESSA Trudy Thornton	8	61.7 1400m	0:11.98 1400m	2:22.88 [9] (0:16.00)	2:06.88 [8] (0:12.28)	1:54.60 [8] (0:12.95)	1:41.65 [8] (0:12.41)	1:29.24 [7] (0:11.98)	1:17.26 [7] (0:12.83)	1:04.43 [6] (0:13.28)	0:38.42	+14
10	4	GOOGAZ Emily Lang	10	62.5 1400m	0:11.97 600m	2:23.23 [10] (0:15.19)	2:08.04 [1] (0:12.38)	1:55.66 [1] (0:13.18)	1:42.48 [1] (0:12.34)	1:30.14 [4] (0:12.04)	1:18.10 [4] (0:13.28)	1:04.82 [5] (0:13.35)	0:39.10	-2

[] Ranking at each section and finish
 -:-:- No data available at this section
 NA No data available

SCN Saddle cloth number
 DNF Did not finish
 DNT Did not track



Sunshine Coast QLD Professional

Race 4: CALOUNDRA RSL BENCHMARK 68 Handicap - 2200m



28 August 2024 - 14:18

Track Rating: Good 4, Weather: Fine, Rail Position: +5m Entire

Section										Last 600m		
Field Times		800m	600m	400m	200m							
		0:48.17 (0:12.40)	0:35.77 (0:11.95)	0:23.82 (0:11.77)	0:12.05 (0:12.05)							0:35.77
Rank	TAB	Horse/Jockey	Barrier	Top Speed [km/h]	Fastest Section					Margin	Distance Travelled [m]	
1	2	BAK DA MAN Taylor Marshall	7	63.3 1600m	0:11.50 400m	0:47.97 [3] (0:12.48)	0:35.49 [4] (0:11.94)	0:23.55 [4] (0:11.50)	0:12.05 [1] (0:12.05)	2:19.46	0:35.49	
2	8	SIMPLY REFUSE Michael Rodd	6	65.1 400m	0:11.29 400m	0:47.20 [9] (0:12.22)	0:34.98 [10] (0:11.67)	0:23.31 [8] (0:11.29)	0:12.02 [4] (0:12.02)	0.3L	0:34.98	+6
3	7	SHY GUY James Orman	1	64.5 400m	0:11.47 400m	0:48.04 [7] (0:12.20)	0:35.84 [6] (0:11.77)	0:24.07 [5] (0:11.47)	0:12.60 [2] (0:12.60)	3.1L	0:35.84	-1
4	6	ASHFALL Bailey Wheeler	9	65.3 400m	0:11.44 400m	0:47.63 [10] (0:12.09)	0:35.54 [8] (0:11.55)	0:23.99 [6] (0:11.44)	0:12.55 [3] (0:12.55)	3.2L	0:35.54	+5
5	3	GLEN MASSEY Karl Zechner	2	64.0 1600m	0:11.92 1600m	0:49.05 [2] (0:12.31)	0:36.74 [1] (0:12.00)	0:24.74 [2] (0:12.02)	0:12.72 [6] (0:12.72)	5.2L	0:36.74	+3
6	5	SECRET SHEEMA Boris Thornton	4	63.0 600m	0:11.88 600m	0:48.82 [4] (0:12.16)	0:36.66 [3] (0:11.88)	0:24.78 [3] (0:11.89)	0:12.89 [5] (0:12.89)	5.7L	0:36.66	+7
7	1	SPRAY GUN Cody Collis	3	62.6 400m	0:11.77 600m	0:48.37 [8] (0:12.33)	0:36.04 [9] (0:11.77)	0:24.27 [9] (0:11.81)	0:12.46 [8] (0:12.46)	5.8L	0:36.04	-1
8	9	BRIEF SOJOURN Tahlia Fenlon	5	63.9 1600m	0:11.92 600m	0:49.45 [1] (0:12.43)	0:37.02 [2] (0:11.92)	0:25.10 [1] (0:12.12)	0:12.98 [7] (0:12.98)	6.8L	0:37.02	+4
9	10	IRIDESSA Trudy Thornton	8	61.7 1400m	0:11.98 1400m	0:51.15 [5] (0:12.73)	0:38.42 [7] (0:12.45)	0:25.97 [10] (0:12.58)	0:13.39 [10] (0:13.39)	19.3L	0:38.42	+14
10	4	GOOGAZ Emily Lang	10	62.5 1400m	0:11.97 600m	0:51.47 [6] (0:12.37)	0:39.10 [5] (0:11.97)	0:27.13 [7] (0:12.26)	0:14.87 [9] (0:14.87)	21.3L	0:39.10	-2

[] Ranking at each section and finish
 -:-:- No data available at this section
 NA No data available

SCN Saddle cloth number
 DNF Did not finish
 DNT Did not track



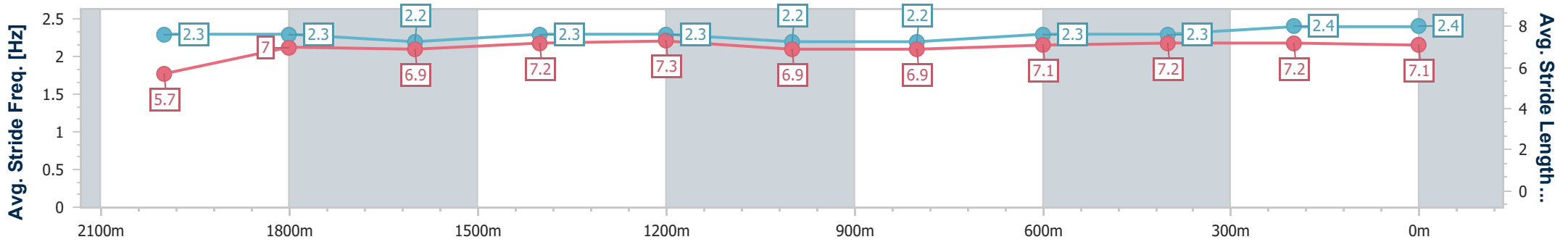
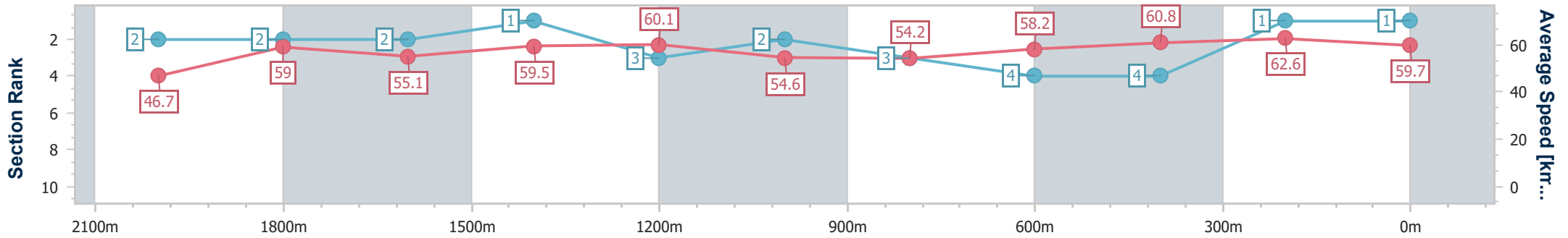
Horse/Jockey Name	Bak Da Man
Final Rank	1
Fastest Section Time (Section)	0:11.50 (400m)
Top Speed [km/h] (Section)	63.3 (1600m)
Race State	Finished



Sunshine Coast QLD Professional
 Race 4: CALOUNDRA RSL BENCHMARK 68 Handicap - 2200m
 28 August 2024 - 14:18
 Track Rating: Good 4, Weather: Fine, Rail Position: +5m Entire



Section	Overall	2000m	1800m	1600m	1400m	1200m	1000m	800m	600m	400m	200m
Section Times	2:19.46 [1] (0:15.43)	2:04.03 [2] (0:12.21)	1:51.82 [2] (0:13.13)	1:38.69 [2] (0:12.14)	1:26.55 [1] (0:12.06)	1:14.49 [3] (0:13.15)	1:01.34 [2] (0:13.37)	0:47.97 [3] (0:12.48)	0:35.49 [4] (0:11.94)	0:23.55 [4] (0:11.50)	0:12.05 [1] (0:12.05)
Average Speed [km/h]	46.7	59.0	55.1	59.5	60.1	54.6	54.2	58.2	60.8	62.6	59.7
Top Speed [km/h]	62.5	61.8	55.9	63.3	63.2	57.2	55.3	61.3	61.7	63.3	63.0
Avg. Dist. to Rail [m]	5.6	0.8	0.5	2.1	1.8	1.9	2.1	1.8	1.3	5.2	4.3
Avg. Stride Freq. [Hz]	2.3	2.3	2.2	2.3	2.3	2.2	2.2	2.3	2.3	2.4	2.4
Avg. Stride Length [m]	5.7	7.0	6.9	7.2	7.3	6.9	6.9	7.1	7.2	7.2	7.1



- [] Ranking at each section and finish
- .-.- No data available at this section
- NA No data available



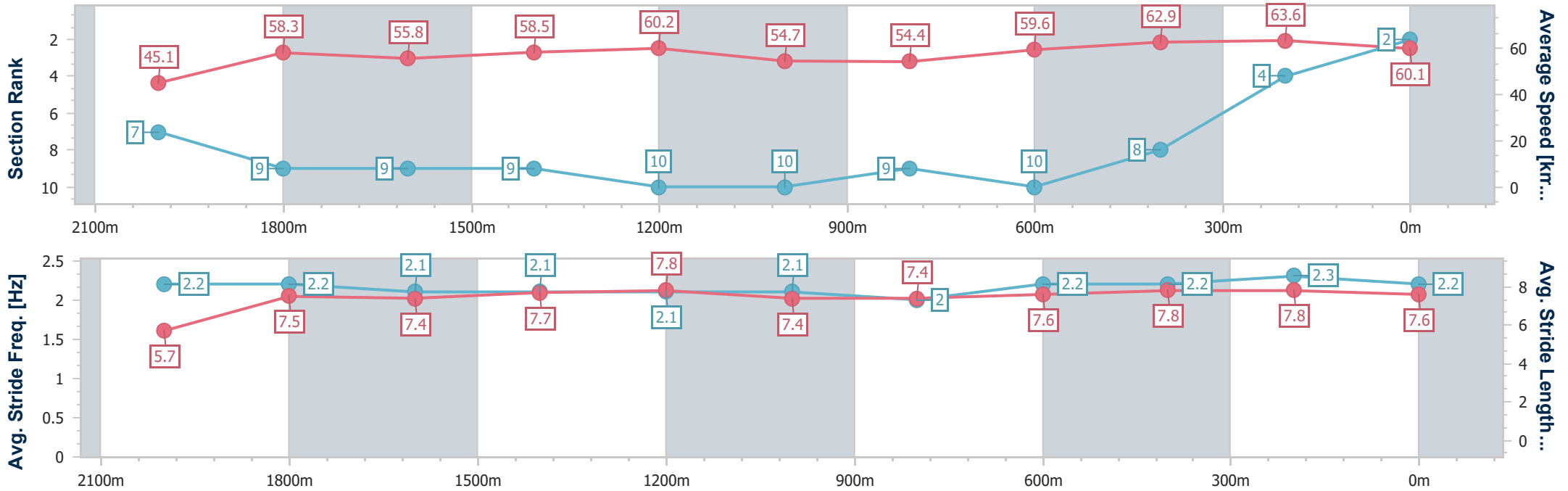
Horse/Jockey Name	Simply Refuse
Final Rank	2
Fastest Section Time (Section)	0:11.29 (400m)
Top Speed [km/h] (Section)	65.1 (400m)
Race State	Finished



Sunshine Coast QLD Professional
 Race 4: CALOUNDRA RSL BENCHMARK 68 Handicap - 2200m
 28 August 2024 - 14:18
 Track Rating: Good 4, Weather: Fine, Rail Position: +5m Entire



Section	Overall	2000m	1800m	1600m	1400m	1200m	1000m	800m	600m	400m	200m
Section Times	2:19.53 [2] (0:15.96)	2:03.57 [7] (0:12.40)	1:51.17 [9] (0:13.01)	1:38.16 [9] (0:12.40)	1:25.76 [9] (0:12.05)	1:13.71 [10] (0:13.23)	1:00.48 [10] (0:13.28)	0:47.20 [9] (0:12.22)	0:34.98 [10] (0:11.67)	0:23.31 [8] (0:11.29)	0:12.02 [4] (0:12.02)
Average Speed [km/h]	45.1	58.3	55.8	58.5	60.2	54.7	54.4	59.6	62.9	63.6	60.1
Top Speed [km/h]	60.3	59.7	56.7	62.0	62.6	56.5	57.2	62.1	64.5	65.1	62.4
Avg. Dist. to Rail [m]	5.0	1.1	1.2	2.7	3.8	3.2	2.3	1.8	3.1	6.6	5.5
Avg. Stride Freq. [Hz]	2.2	2.2	2.1	2.1	2.1	2.1	2.0	2.2	2.2	2.3	2.2
Avg. Stride Length [m]	5.7	7.5	7.4	7.7	7.8	7.4	7.4	7.6	7.8	7.8	7.6



- [] Ranking at each section and finish
- .-.- No data available at this section
- NA No data available



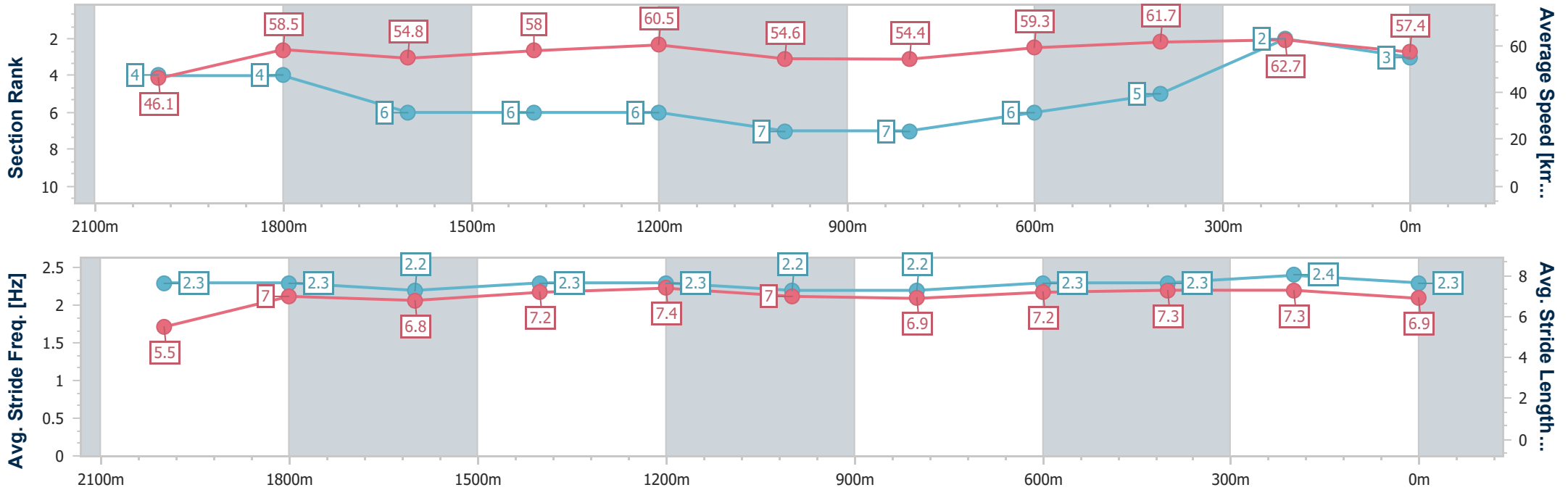
Horse/Jockey Name	Shy Guy
Final Rank	3
Fastest Section Time (Section)	0:11.47 (400m)
Top Speed [km/h] (Section)	64.5 (400m)
Race State	Finished



Sunshine Coast QLD Professional
 Race 4: CALOUNDRA RSL BENCHMARK 68 Handicap - 2200m
 28 August 2024 - 14:18
 Track Rating: Good 4, Weather: Fine, Rail Position: +5m Entire



Section	Overall	2000m	1800m	1600m	1400m	1200m	1000m	800m	600m	400m	200m
Section Times	2:20.03 [3] (0:15.62)	2:04.41 [4] (0:12.29)	1:52.12 [4] (0:13.17)	1:38.95 [6] (0:12.42)	1:26.53 [6] (0:11.93)	1:14.60 [6] (0:13.26)	1:01.34 [7] (0:13.30)	0:48.04 [7] (0:12.20)	0:35.84 [6] (0:11.77)	0:24.07 [5] (0:11.47)	0:12.60 [2] (0:12.60)
Average Speed [km/h]	46.1	58.5	54.8	58.0	60.5	54.6	54.4	59.3	61.7	62.7	57.4
Top Speed [km/h]	61.9	59.5	56.1	61.5	62.5	57.9	57.1	62.5	63.3	64.5	61.6
Avg. Dist. to Rail [m]	3.1	0.3	0.2	1.3	2.3	2.4	2.0	0.8	1.8	6.3	5.0
Avg. Stride Freq. [Hz]	2.3	2.3	2.2	2.3	2.3	2.2	2.2	2.3	2.3	2.4	2.3
Avg. Stride Length [m]	5.5	7.0	6.8	7.2	7.4	7.0	6.9	7.2	7.3	7.3	6.9



- [] Ranking at each section and finish
- .-.- No data available at this section
- NA No data available



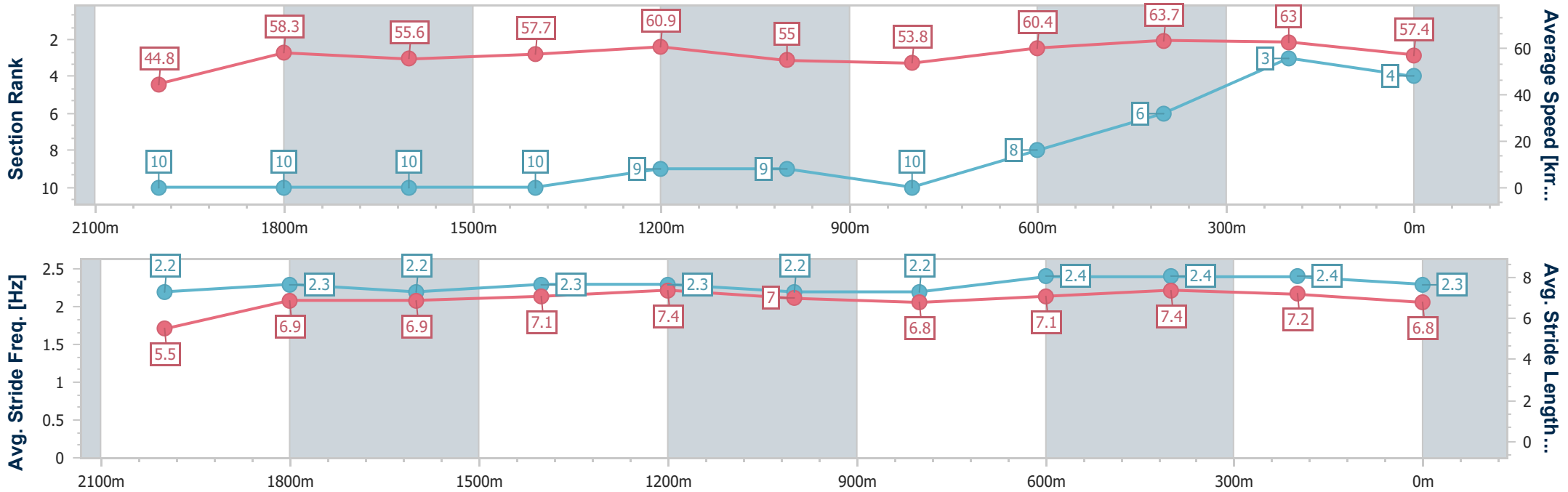
Horse/Jockey Name	Ashfall
Final Rank	4
Fastest Section Time (Section)	0:11.44 (400m)
Top Speed [km/h] (Section)	65.3 (400m)
Race State	Finished



Sunshine Coast QLD Professional
 Race 4: CALOUNDRA RSL BENCHMARK 68 Handicap - 2200m
 28 August 2024 - 14:18
 Track Rating: Good 4, Weather: Fine, Rail Position: +5m Entire



Section	Overall	2000m	1800m	1600m	1400m	1200m	1000m	800m	600m	400m	200m
Section Times	2:20.05 [4] (0:16.09)	2:03.96 [10] (0:12.42)	1:51.54 [10] (0:12.89)	1:38.65 [10] (0:12.53)	1:26.12 [10] (0:11.89)	1:14.23 [9] (0:13.16)	1:01.07 [9] (0:13.44)	0:47.63 [10] (0:12.09)	0:35.54 [8] (0:11.55)	0:23.99 [6] (0:11.44)	0:12.55 [3] (0:12.55)
Average Speed [km/h]	44.8	58.3	55.6	57.7	60.9	55.0	53.8	60.4	63.7	63.0	57.4
Top Speed [km/h]	59.7	59.7	58.8	61.0	62.1	57.9	56.1	63.9	65.0	65.3	59.7
Avg. Dist. to Rail [m]	8.1	2.4	0.9	1.3	3.2	2.8	2.4	2.4	3.7	8.5	6.7
Avg. Stride Freq. [Hz]	2.2	2.3	2.2	2.3	2.3	2.2	2.2	2.4	2.4	2.4	2.3
Avg. Stride Length [m]	5.5	6.9	6.9	7.1	7.4	7.0	6.8	7.1	7.4	7.2	6.8



- [] Ranking at each section and finish
- .-.- No data available at this section
- NA No data available



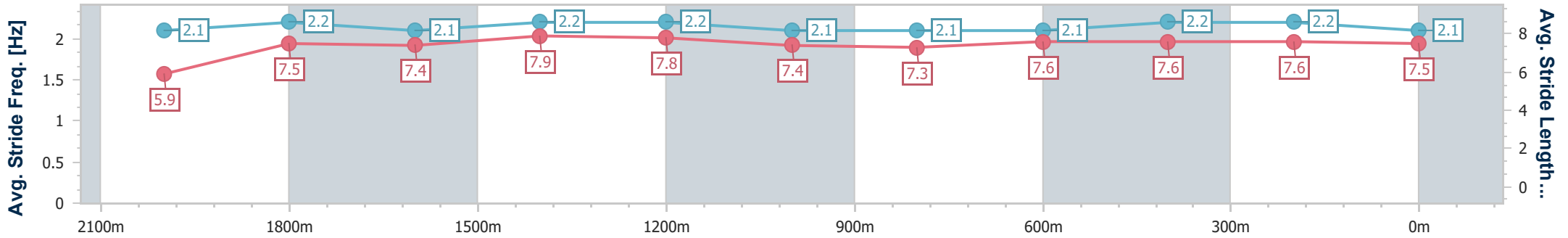
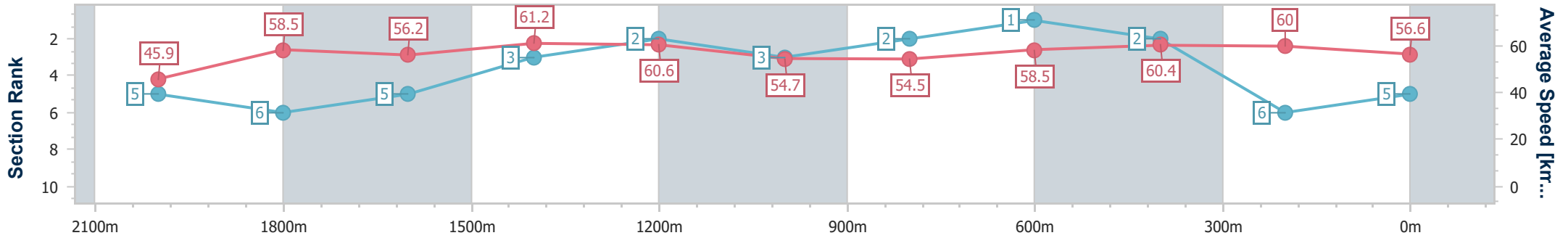
Horse/Jockey Name	Glen Massey
Final Rank	5
Fastest Section Time (Section)	0:11.92 (1600m)
Top Speed [km/h] (Section)	64.0 (1600m)
Race State	Finished



Sunshine Coast QLD Professional
 Race 4: CALOUNDRA RSL BENCHMARK 68 Handicap - 2200m
 28 August 2024 - 14:18
 Track Rating: Good 4, Weather: Fine, Rail Position: +5m Entire



Section	Overall	2000m	1800m	1600m	1400m	1200m	1000m	800m	600m	400m	200m
Section Times	2:20.43 [5] (0:15.73)	2:04.70 [5] (0:12.36)	1:52.34 [6] (0:12.98)	1:39.36 [5] (0:11.92)	1:27.44 [3] (0:11.98)	1:15.46 [2] (0:13.17)	1:02.29 [3] (0:13.24)	0:49.05 [2] (0:12.31)	0:36.74 [1] (0:12.00)	0:24.74 [2] (0:12.02)	0:12.72 [6] (0:12.72)
Average Speed [km/h]	45.9	58.5	56.2	61.2	60.6	54.7	54.5	58.5	60.4	60.0	56.6
Top Speed [km/h]	60.7	60.0	58.2	64.0	63.8	56.4	55.9	60.4	61.6	61.4	59.4
Avg. Dist. to Rail [m]	3.3	1.4	1.8	4.3	3.4	1.9	1.1	0.4	1.3	4.2	4.1
Avg. Stride Freq. [Hz]	2.1	2.2	2.1	2.2	2.2	2.1	2.1	2.1	2.2	2.2	2.1
Avg. Stride Length [m]	5.9	7.5	7.4	7.9	7.8	7.4	7.3	7.6	7.6	7.6	7.5



- [] Ranking at each section and finish
- .-.- No data available at this section
- NA No data available



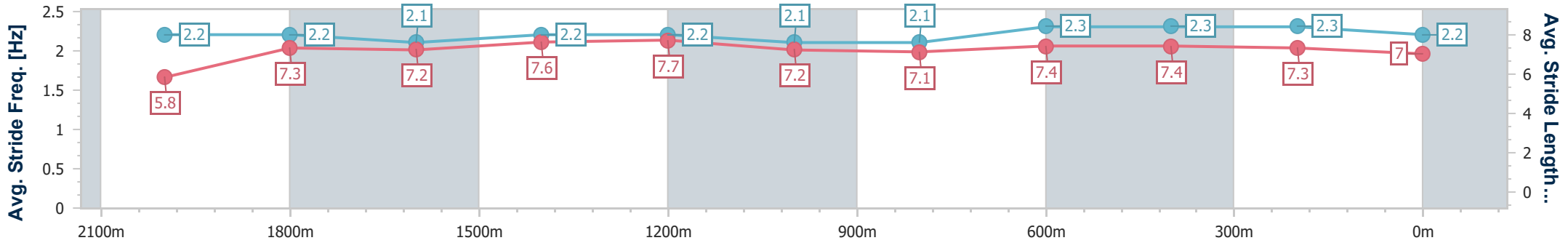
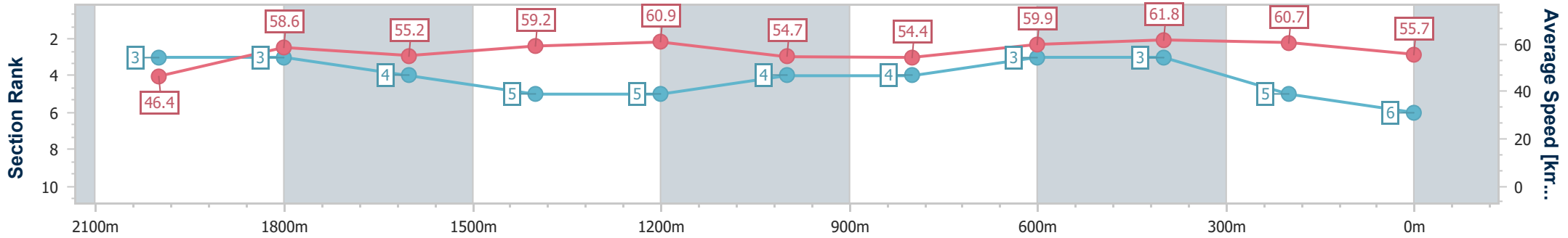
Horse/Jockey Name	Secret Sheema
Final Rank	6
Fastest Section Time (Section)	0:11.88 (600m)
Top Speed [km/h] (Section)	63.0 (600m)
Race State	Finished



Sunshine Coast QLD Professional
 Race 4: CALOUNDRA RSL BENCHMARK 68 Handicap - 2200m
 28 August 2024 - 14:18
 Track Rating: Good 4, Weather: Fine, Rail Position: +5m Entire



Section	Overall	2000m	1800m	1600m	1400m	1200m	1000m	800m	600m	400m	200m
Section Times	2:20.53 [6] (0:15.48)	2:05.05 [3] (0:12.38)	1:52.67 [3] (0:13.15)	1:39.52 [4] (0:12.26)	1:27.26 [5] (0:11.91)	1:15.35 [5] (0:13.18)	1:02.17 [4] (0:13.35)	0:48.82 [4] (0:12.16)	0:36.66 [3] (0:11.88)	0:24.78 [3] (0:11.89)	0:12.89 [5] (0:12.89)
Average Speed [km/h]	46.4	58.6	55.2	59.2	60.9	54.7	54.4	59.9	61.8	60.7	55.7
Top Speed [km/h]	61.2	60.9	56.7	62.8	62.8	58.7	56.6	63.0	63.0	62.3	58.2
Avg. Dist. to Rail [m]	4.0	1.2	1.4	2.6	3.0	3.0	2.9	2.3	3.2	6.1	5.8
Avg. Stride Freq. [Hz]	2.2	2.2	2.1	2.2	2.2	2.1	2.1	2.3	2.3	2.3	2.2
Avg. Stride Length [m]	5.8	7.3	7.2	7.6	7.7	7.2	7.1	7.4	7.4	7.3	7.0



- [] Ranking at each section and finish
- .-.- No data available at this section
- NA No data available



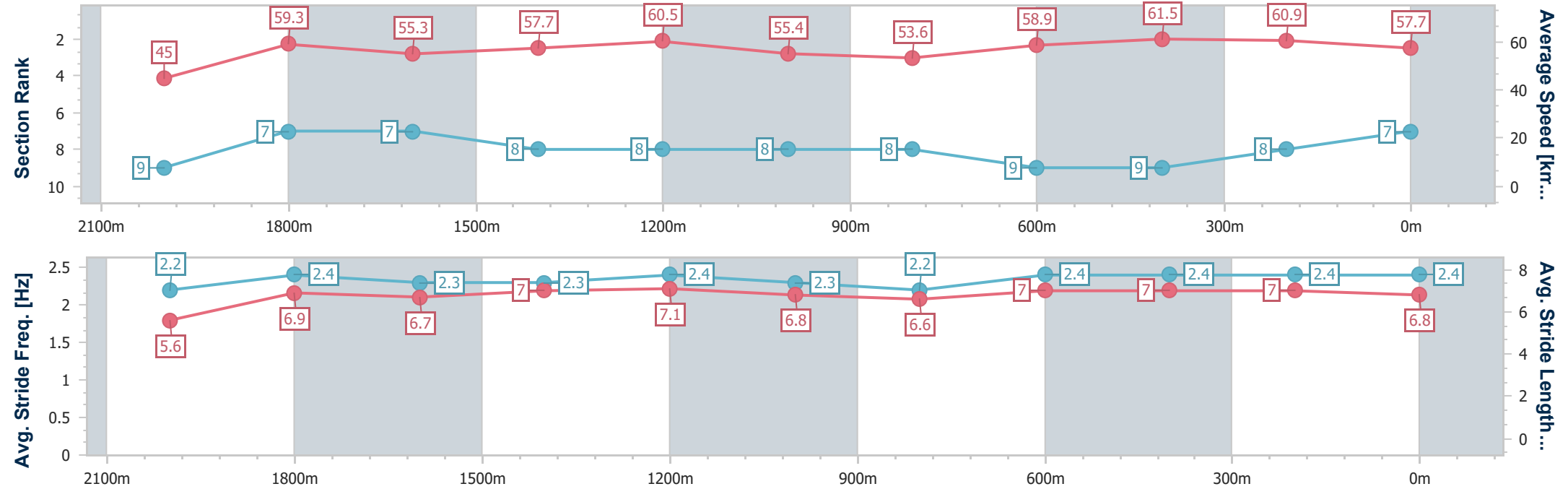
Horse/Jockey Name	Spray Gun
Final Rank	7
Fastest Section Time (Section)	0:11.77 (600m)
Top Speed [km/h] (Section)	62.6 (400m)
Race State	Finished



Sunshine Coast QLD Professional
 Race 4: CALOUNDRA RSL BENCHMARK 68 Handicap - 2200m
 28 August 2024 - 14:18
 Track Rating: Good 4, Weather: Fine, Rail Position: +5m Entire



Section	Overall	2000m	1800m	1600m	1400m	1200m	1000m	800m	600m	400m	200m
Section Times	2:20.56 [7] (0:16.04)	2:04.52 [9] (0:12.11)	1:52.41 [7] (0:13.02)	1:39.39 [7] (0:12.55)	1:26.84 [8] (0:11.93)	1:14.91 [8] (0:13.07)	1:01.84 [8] (0:13.47)	0:48.37 [8] (0:12.33)	0:36.04 [9] (0:11.77)	0:24.27 [9] (0:11.81)	0:12.46 [8] (0:12.46)
Average Speed [km/h]	45.0	59.3	55.3	57.7	60.5	55.4	53.6	58.9	61.5	60.9	57.7
Top Speed [km/h]	61.9	61.9	57.0	60.4	61.6	59.1	55.2	61.9	62.3	62.6	58.8
Avg. Dist. to Rail [m]	3.4	0.3	0.4	1.3	1.9	2.1	2.1	1.1	1.1	3.7	5.6
Avg. Stride Freq. [Hz]	2.2	2.4	2.3	2.3	2.4	2.3	2.2	2.4	2.4	2.4	2.4
Avg. Stride Length [m]	5.6	6.9	6.7	7.0	7.1	6.8	6.6	7.0	7.0	7.0	6.8



- [] Ranking at each section and finish
- .-.- No data available at this section
- NA No data available



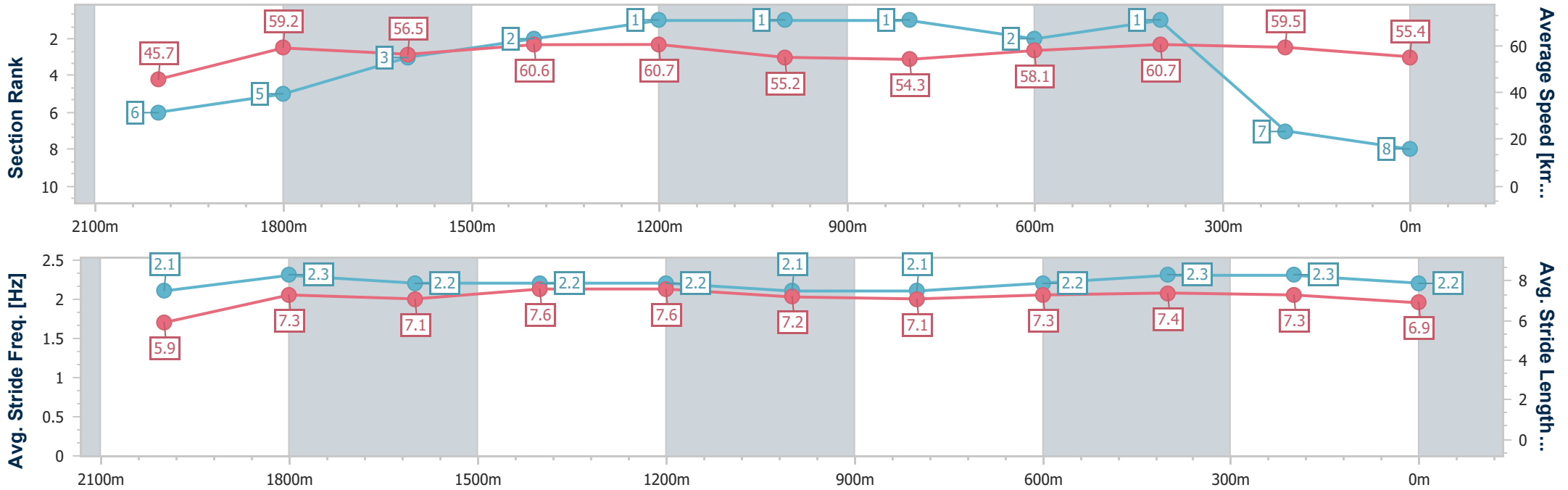
Horse/Jockey Name	Brief Sojourn
Final Rank	8
Fastest Section Time (Section)	0:11.92 (600m)
Top Speed [km/h] (Section)	63.9 (1600m)
Race State	Finished



Sunshine Coast QLD Professional
 Race 4: CALOUNDRA RSL BENCHMARK 68 Handicap - 2200m
 28 August 2024 - 14:18
 Track Rating: Good 4, Weather: Fine, Rail Position: +5m Entire



Section	Overall	2000m	1800m	1600m	1400m	1200m	1000m	800m	600m	400m	200m
Section Times	2:20.74 [8] (0:15.78)	2:04.96 [6] (0:12.26)	1:52.70 [5] (0:12.90)	1:39.80 [3] (0:11.98)	1:27.82 [2] (0:11.98)	1:15.84 [1] (0:13.09)	1:02.75 [1] (0:13.30)	0:49.45 [1] (0:12.43)	0:37.02 [2] (0:11.92)	0:25.10 [1] (0:12.12)	0:12.98 [7] (0:12.98)
Average Speed [km/h]	45.7	59.2	56.5	60.6	60.7	55.2	54.3	58.1	60.7	59.5	55.4
Top Speed [km/h]	60.9	60.2	57.2	63.9	63.9	57.5	56.3	60.4	61.2	60.5	58.2
Avg. Dist. to Rail [m]	5.3	2.2	2.1	3.8	3.3	2.4	1.8	0.5	0.9	2.9	2.5
Avg. Stride Freq. [Hz]	2.1	2.3	2.2	2.2	2.2	2.1	2.1	2.2	2.3	2.3	2.2
Avg. Stride Length [m]	5.9	7.3	7.1	7.6	7.6	7.2	7.1	7.3	7.4	7.3	6.9



- [] Ranking at each section and finish
- .-.- No data available at this section
- NA No data available



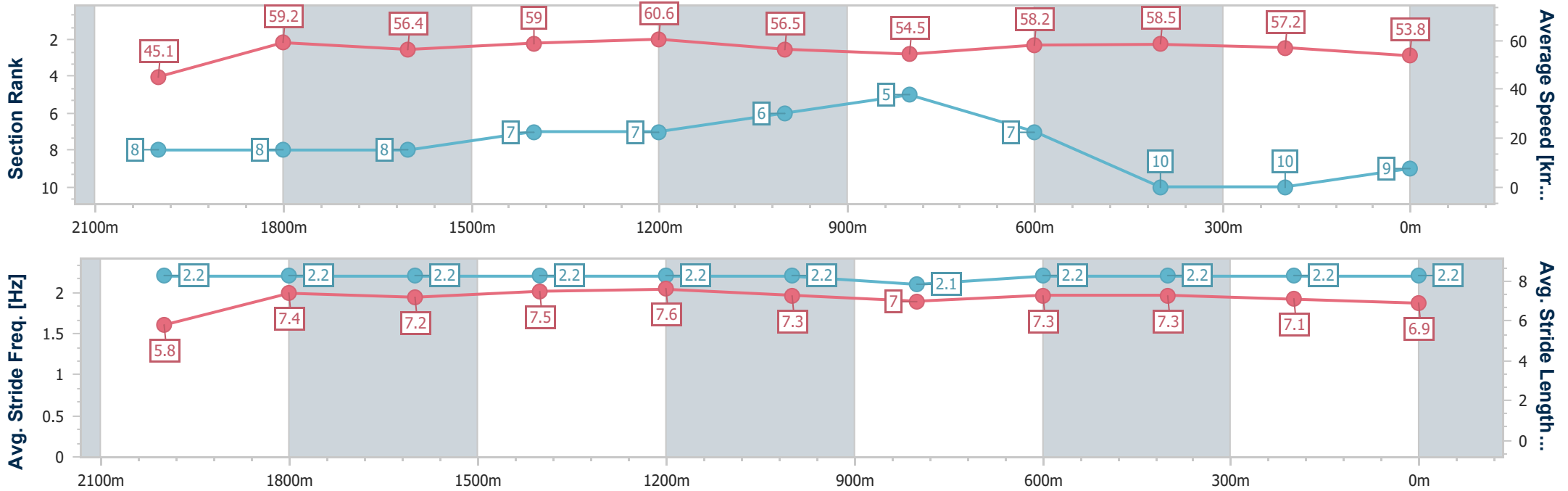
Horse/Jockey Name	Iridessa
Final Rank	9
Fastest Section Time (Section)	0:11.98 (1400m)
Top Speed [km/h] (Section)	61.7 (1400m)
Race State	Finished



Sunshine Coast QLD Professional
 Race 4: CALOUNDRA RSL BENCHMARK 68 Handicap - 2200m
 28 August 2024 - 14:18
 Track Rating: Good 4, Weather: Fine, Rail Position: +5m Entire



Section	Overall	2000m	1800m	1600m	1400m	1200m	1000m	800m	600m	400m	200m
Section Times	2:22.88 [9] (0:16.00)	2:06.88 [8] (0:12.28)	1:54.60 [8] (0:12.95)	1:41.65 [8] (0:12.41)	1:29.24 [7] (0:11.98)	1:17.26 [7] (0:12.83)	1:04.43 [6] (0:13.28)	0:51.15 [5] (0:12.73)	0:38.42 [7] (0:12.45)	0:25.97 [10] (0:12.58)	0:13.39 [10] (0:13.39)
Average Speed [km/h]	45.1	59.2	56.4	59.0	60.6	56.5	54.5	58.2	58.5	57.2	53.8
Top Speed [km/h]	59.9	60.1	57.8	61.3	61.7	58.7	57.1	59.4	59.2	58.1	56.6
Avg. Dist. to Rail [m]	6.2	1.9	3.3	4.2	4.1	4.3	4.2	3.8	2.2	4.6	4.4
Avg. Stride Freq. [Hz]	2.2	2.2	2.2	2.2	2.2	2.2	2.1	2.2	2.2	2.2	2.2
Avg. Stride Length [m]	5.8	7.4	7.2	7.5	7.6	7.3	7.0	7.3	7.3	7.1	6.9



- [] Ranking at each section and finish
- .-.- No data available at this section
- NA No data available



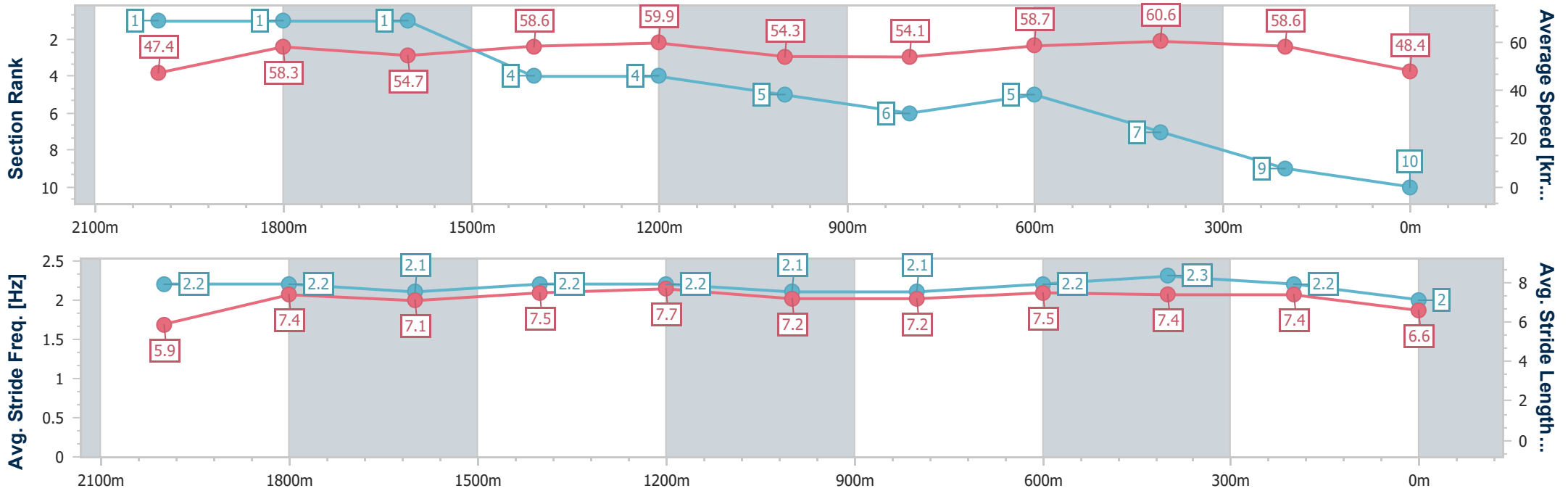
Horse/Jockey Name	Googaz
Final Rank	10
Fastest Section Time (Section)	0:11.97 (600m)
Top Speed [km/h] (Section)	62.5 (1400m)
Race State	Finished



Sunshine Coast QLD Professional
 Race 4: CALOUNDRA RSL BENCHMARK 68 Handicap - 2200m
 28 August 2024 - 14:18
 Track Rating: Good 4, Weather: Fine, Rail Position: +5m Entire



Section	Overall	2000m	1800m	1600m	1400m	1200m	1000m	800m	600m	400m	200m
Section Times	2:23.23 [10] (0:15.19)	2:08.04 [1] (0:12.38)	1:55.66 [1] (0:13.18)	1:42.48 [1] (0:12.34)	1:30.14 [4] (0:12.04)	1:18.10 [4] (0:13.28)	1:04.82 [5] (0:13.35)	0:51.47 [6] (0:12.37)	0:39.10 [5] (0:11.97)	0:27.13 [7] (0:12.26)	0:14.87 [9] (0:14.87)
Average Speed [km/h]	47.4	58.3	54.7	58.6	59.9	54.3	54.1	58.7	60.6	58.6	48.4
Top Speed [km/h]	61.8	60.5	55.6	61.8	62.5	56.0	56.0	60.6	61.2	61.3	55.2
Avg. Dist. to Rail [m]	7.6	0.4	0.2	1.2	2.1	1.9	1.7	1.1	1.0	2.0	4.3
Avg. Stride Freq. [Hz]	2.2	2.2	2.1	2.2	2.2	2.1	2.1	2.2	2.3	2.2	2.0
Avg. Stride Length [m]	5.9	7.4	7.1	7.5	7.7	7.2	7.2	7.5	7.4	7.4	6.6



- [] Ranking at each section and finish
- .-.- No data available at this section
- NA No data available



Sunshine Coast QLD Professional
Race 5: WIMMERS PREMIUM SOFT DRINKS QTIS Three-Year-Old
Maiden Plate - 1200m
28 August 2024 - 14:53



Track Rating: Good 4, Weather: Fine, Rail Position: +5m Entire

Section													Last 600m	
Field Times		Overall	1000m	800m	600m	400m	200m						0:34.43	
		1:11.38 (0:13.39)	0:57.99 (0:11.50)	0:46.49 (0:12.06)	0:34.43 (0:11.63)	0:22.80 (0:11.09)	0:11.71 (0:11.71)							
Rank	TAB	Horse/Jockey	Barrier	Top Speed [km/h]	Fastest Section								Margin	Distance Travelled [m]
1	2	CLIMACTIC James Orman	8	67.2 400m	0:10.83 400m	1:11.38 [1] (0:13.54)	0:57.84 [3] (0:11.54)	0:46.30 [2] (0:12.18)	0:34.12 [3] (0:11.58)	0:22.54 [3] (0:10.83)	0:11.71 [1] (0:11.71)	1:11.38	0:34.12	
2	9	TORO STRIKE Nikita Beriman	11	66.4 400m	0:11.10 400m	1:11.73 [2] (0:13.80)	0:57.93 [6] (0:11.41)	0:46.52 [4] (0:12.02)	0:34.50 [2] (0:11.48)	0:23.02 [2] (0:11.10)	0:11.92 [3] (0:11.92)	2L	0:34.50	-1
3	17	MARAGICAL Emily Lang	12	66.4 Overall	0:11.13 400m	1:11.90 [3] (0:13.39)	0:58.51 [1] (0:11.50)	0:47.01 [1] (0:12.06)	0:34.95 [1] (0:11.63)	0:23.32 [1] (0:11.13)	0:12.19 [2] (0:12.19)	2.8L	0:34.95	-5
4	16	MISTING Damien Thornton	5	66.4 400m	0:11.14 400m	1:12.20 [4] (0:14.01)	0:58.19 [8] (0:11.54)	0:46.65 [8] (0:12.01)	0:34.64 [8] (0:11.48)	0:23.16 [6] (0:11.14)	0:12.02 [4] (0:12.02)	4.3L	0:34.64	-2
5	12	FLASH DRIVE Tahlia Fenlon	6	65.3 Overall	0:11.32 400m	1:12.50 [5] (0:13.50)	0:59.00 [2] (0:11.65)	0:47.35 [3] (0:12.15)	0:35.20 [4] (0:11.58)	0:23.62 [4] (0:11.32)	0:12.30 [5] (0:12.30)	6.1L	0:35.20	-5
6	6	SILK WARRIOR Tiffani Brooker	13	65.1 600m	0:11.41 400m	1:12.98 [6] (0:13.75)	0:59.23 [5] (0:11.60)	0:47.63 [6] (0:12.09)	0:35.54 [6] (0:11.67)	0:23.87 [7] (0:11.41)	0:12.46 [6] (0:12.46)	8.9L	0:35.54	+2
7	13	GRANDMA'S LOVE Georgina Cartwright	2	66.3 Overall	0:11.56 400m	1:13.06 [7] (0:13.67)	0:59.39 [4] (0:11.69)	0:47.70 [7] (0:12.15)	0:35.55 [7] (0:11.69)	0:23.86 [8] (0:11.56)	0:12.30 [9] (0:12.30)	9.3L	0:35.55	-2
8	8	SUSPICIOUS AL Ron Stewart	4	65.3 400m	0:11.35 400m	1:13.07 [8] (0:14.02)	0:59.05 [9] (0:11.63)	0:47.42 [9] (0:12.09)	0:35.33 [9] (0:11.52)	0:23.81 [9] (0:11.35)	0:12.46 [8] (0:12.46)	9.4L	0:35.33	-4
9	10	BANKSIA BEACH Justin Stanley	7	66.7 400m	0:11.24 400m	1:13.27 [9] (0:14.33)	0:58.94 [10] (0:11.68)	0:47.26 [10] (0:12.18)	0:35.08 [10] (0:11.73)	0:23.35 [10] (0:11.24)	0:12.11 [10] (0:12.11)	10.4L	0:35.08	-4
10	18	HARLEY CHARLIE Michael Cahill	3	65.4 1000m	0:11.46 1000m	1:13.30 [10] (0:13.80)	0:59.50 [7] (0:11.46)	0:48.04 [5] (0:12.05)	0:35.99 [5] (0:11.66)	0:24.33 [5] (0:11.59)	0:12.74 [7] (0:12.74)	10.6L	0:35.99	-2

Scratched: Desert Legend (#3), Heart And Spirit (#14), Margot's Star (#15), Better Draw (#1), He's A Weapon (#4), Rock The Sunrise (#5), Sowilo Siren (#7), Fireupzous (#11)

[] Ranking at each section and finish
 -:-:- No data available at this section
 NA No data available

SCN Saddle cloth number
 DNF Did not finish
 DNT Did not track



Horse/Jockey Name	Climactic
Final Rank	1
Fastest Section Time (Section)	0:10.83 (400m)
Top Speed [km/h] (Section)	67.2 (400m)
Race State	Finished



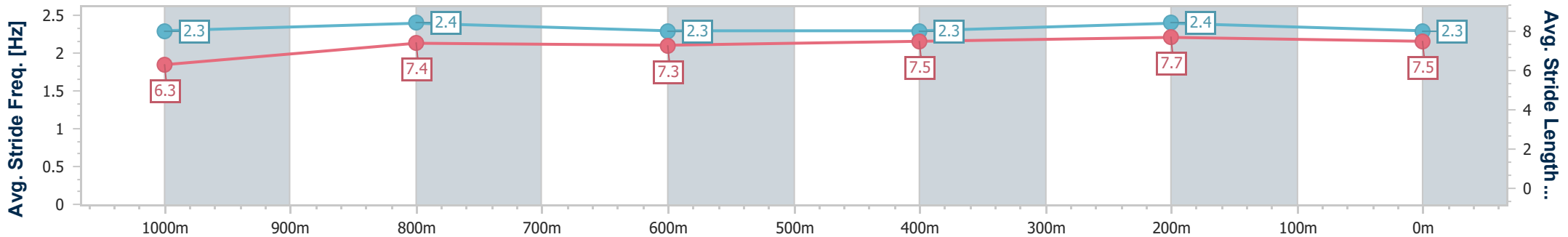
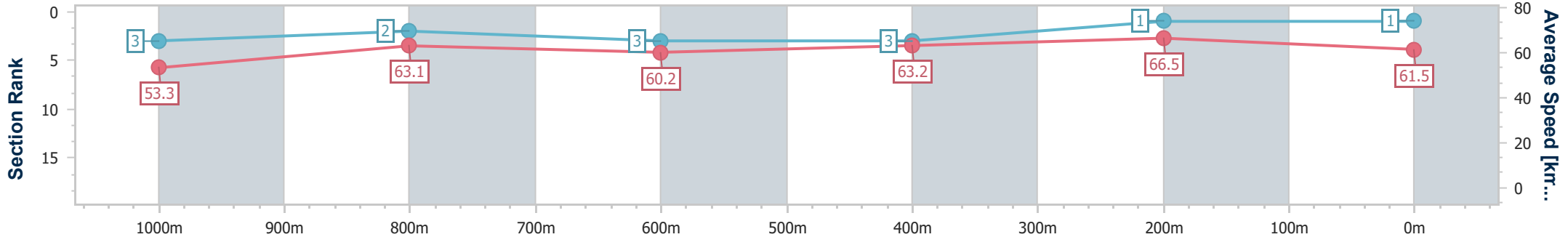
Sunshine Coast QLD Professional
 Race 5: WIMMERS PREMIUM SOFT DRINKS QTIS Three-Year-Old Maiden Plate - 1200m



28 August 2024 - 14:53

Track Rating: Good 4, Weather: Fine, Rail Position: +5m Entire

Section	Overall	1000m	800m	600m	400m	200m
Section Times	1:11.38 [1] (0:13.54)	0:57.84 [3] (0:11.54)	0:46.30 [2] (0:12.18)	0:34.12 [3] (0:11.58)	0:22.54 [3] (0:10.83)	0:11.71 [1] (0:11.71)
Average Speed [km/h]	53.3	63.1	60.2	63.2	66.5	61.5
Top Speed [km/h]	67.0	65.5	61.4	65.2	67.2	65.5
Avg. Dist. to Rail [m]	6.7	3.5	3.3	2.6	3.6	3.8
Avg. Stride Freq. [Hz]	2.3	2.4	2.3	2.3	2.4	2.3
Avg. Stride Length [m]	6.3	7.4	7.3	7.5	7.7	7.5



- [] Ranking at each section and finish
- .-.- No data available at this section
- NA No data available



Horse/Jockey Name	Toro Strike
Final Rank	2
Fastest Section Time (Section)	0:11.10 (400m)
Top Speed [km/h] (Section)	66.4 (400m)
Race State	Finished



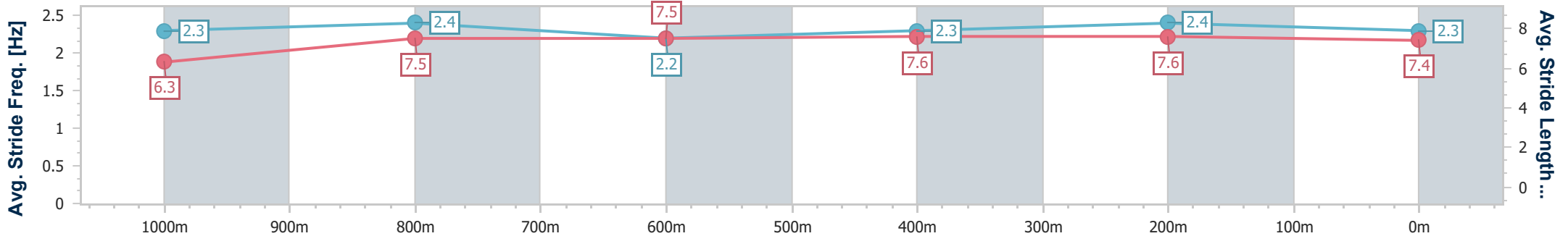
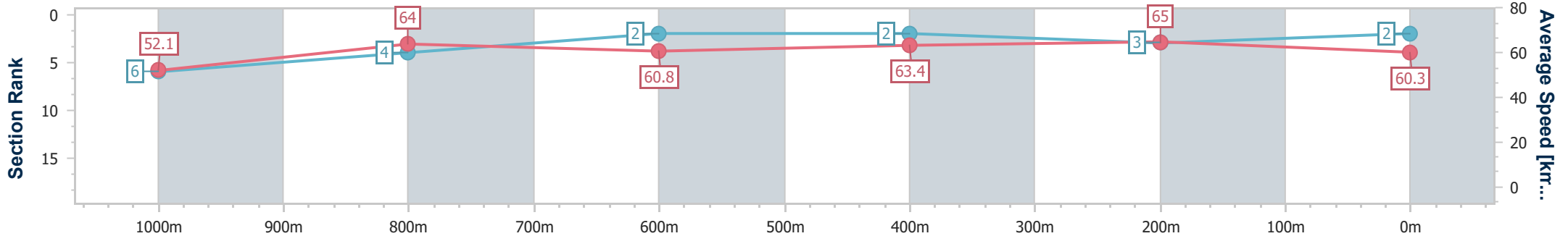
Sunshine Coast QLD Professional
 Race 5: WIMMERS PREMIUM SOFT DRINKS QTIS Three-Year-Old Maiden Plate - 1200m



28 August 2024 - 14:53

Track Rating: Good 4, Weather: Fine, Rail Position: +5m Entire

Section	Overall	1000m	800m	600m	400m	200m
Section Times	1:11.73 [2] (0:13.80)	0:57.93 [6] (0:11.41)	0:46.52 [4] (0:12.02)	0:34.50 [2] (0:11.48)	0:23.02 [2] (0:11.10)	0:11.92 [3] (0:11.92)
Average Speed [km/h]	52.1	64.0	60.8	63.4	65.0	60.3
Top Speed [km/h]	64.6	64.9	61.8	64.9	66.4	63.4
Avg. Dist. to Rail [m]	6.8	4.1	3.0	1.9	4.6	4.4
Avg. Stride Freq. [Hz]	2.3	2.4	2.2	2.3	2.4	2.3
Avg. Stride Length [m]	6.3	7.5	7.5	7.6	7.6	7.4



- [] Ranking at each section and finish
- .-.- No data available at this section
- NA No data available



Horse/Jockey Name	Maragical
Final Rank	3
Fastest Section Time (Section)	0:11.13 (400m)
Top Speed [km/h] (Section)	66.4 (Overall)
Race State	Finished



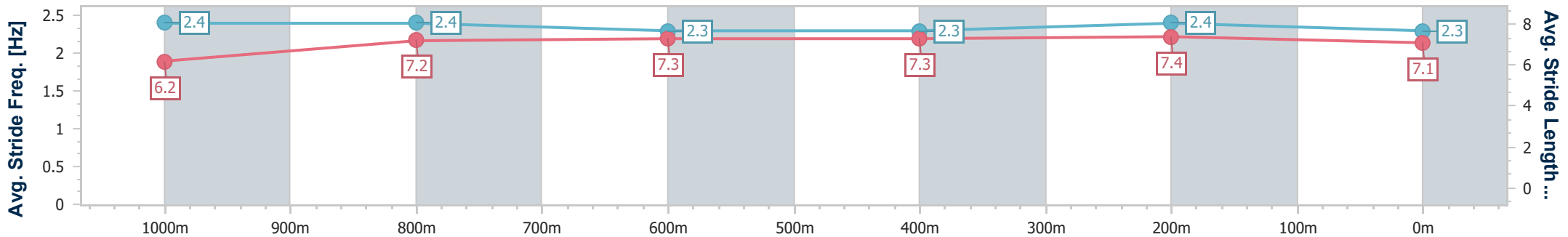
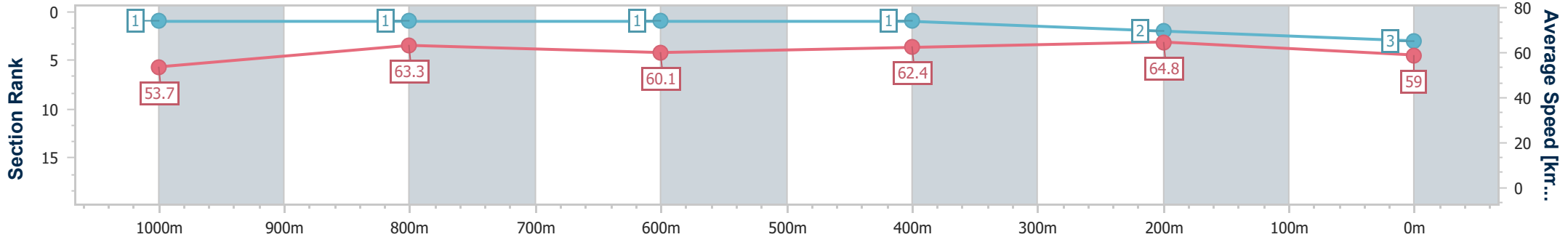
Sunshine Coast QLD Professional
 Race 5: WIMMERS PREMIUM SOFT DRINKS QTIS Three-Year-Old Maiden Plate - 1200m



28 August 2024 - 14:53

Track Rating: Good 4, Weather: Fine, Rail Position: +5m Entire

Section	Overall	1000m	800m	600m	400m	200m
Section Times	1:11.90 [3] (0:13.39)	0:58.51 [1] (0:11.50)	0:47.01 [1] (0:12.06)	0:34.95 [1] (0:11.63)	0:23.32 [1] (0:11.13)	0:12.19 [2] (0:12.19)
Average Speed [km/h]	53.7	63.3	60.1	62.4	64.8	59.0
Top Speed [km/h]	66.4	66.0	61.6	63.4	65.7	62.3
Avg. Dist. to Rail [m]	7.4	2.4	1.5	1.1	3.1	2.8
Avg. Stride Freq. [Hz]	2.4	2.4	2.3	2.3	2.4	2.3
Avg. Stride Length [m]	6.2	7.2	7.3	7.3	7.4	7.1



- [] Ranking at each section and finish
- .-.- No data available at this section
- NA No data available



Horse/Jockey Name	Misting
Final Rank	4
Fastest Section Time (Section)	0:11.14 (400m)
Top Speed [km/h] (Section)	66.4 (400m)
Race State	Finished



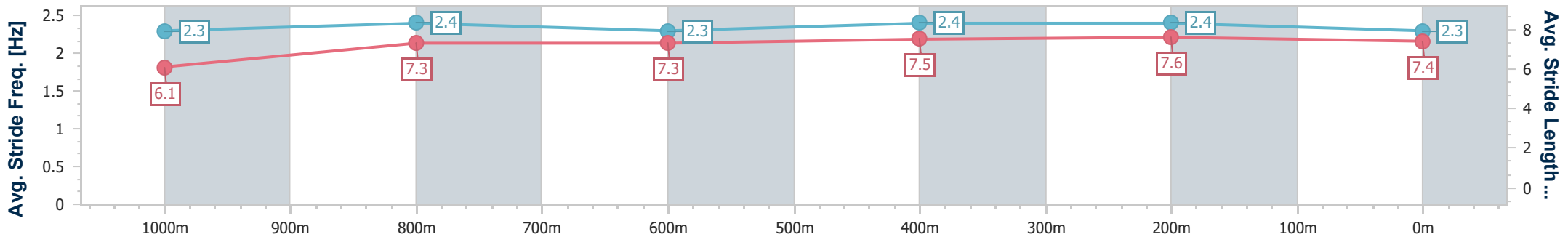
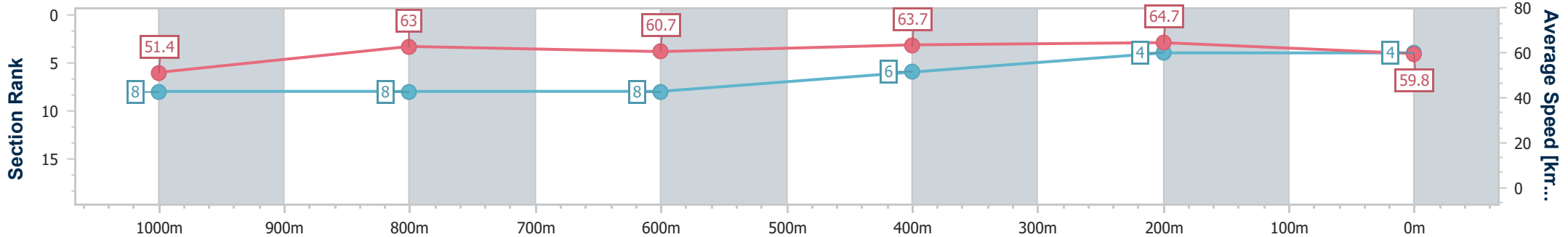
Sunshine Coast QLD Professional
 Race 5: WIMMERS PREMIUM SOFT DRINKS QTIS Three-Year-Old Maiden Plate - 1200m



28 August 2024 - 14:53

Track Rating: Good 4, Weather: Fine, Rail Position: +5m Entire

Section	Overall	1000m	800m	600m	400m	200m
Section Times	1:12.20 [4] (0:14.01)	0:58.19 [8] (0:11.54)	0:46.65 [8] (0:12.01)	0:34.64 [8] (0:11.48)	0:23.16 [6] (0:11.14)	0:12.02 [4] (0:12.02)
Average Speed [km/h]	51.4	63.0	60.7	63.7	64.7	59.8
Top Speed [km/h]	65.8	65.3	62.5	65.5	66.4	63.0
Avg. Dist. to Rail [m]	5.3	3.5	2.3	2.5	5.3	5.0
Avg. Stride Freq. [Hz]	2.3	2.4	2.3	2.4	2.4	2.3
Avg. Stride Length [m]	6.1	7.3	7.3	7.5	7.6	7.4



- [] Ranking at each section and finish
- .-.- No data available at this section
- NA No data available



Horse/Jockey Name	Flash Drive
Final Rank	5
Fastest Section Time (Section)	0:11.32 (400m)
Top Speed [km/h] (Section)	65.3 (Overall)
Race State	Finished



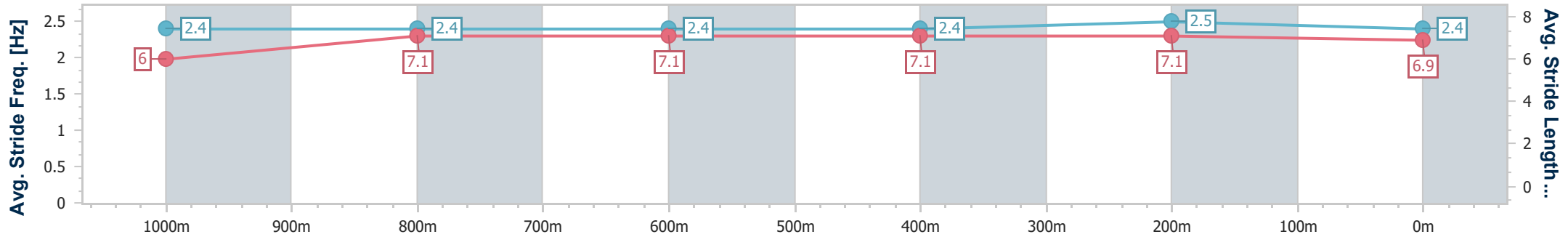
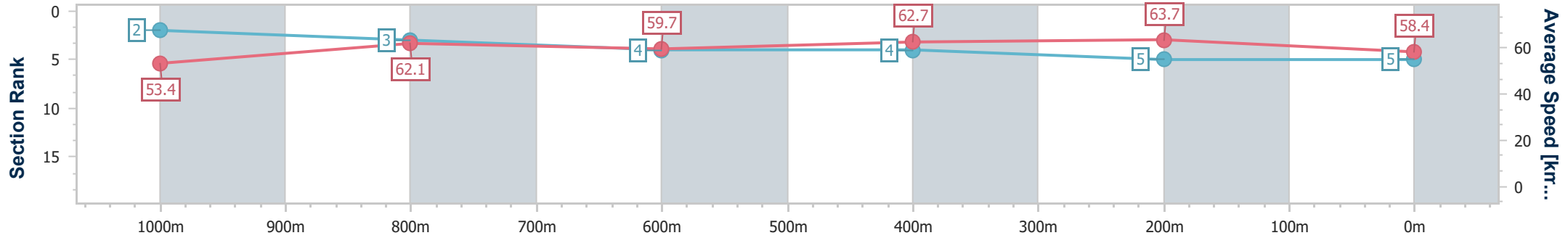
Sunshine Coast QLD Professional
 Race 5: WIMMERS PREMIUM SOFT DRINKS QTIS Three-Year-Old Maiden Plate - 1200m



28 August 2024 - 14:53

Track Rating: Good 4, Weather: Fine, Rail Position: +5m Entire

Section	Overall	1000m	800m	600m	400m	200m
Section Times	1:12.50 [5] (0:13.50)	0:59.00 [2] (0:11.65)	0:47.35 [3] (0:12.15)	0:35.20 [4] (0:11.58)	0:23.62 [4] (0:11.32)	0:12.30 [5] (0:12.30)
Average Speed [km/h]	53.4	62.1	59.7	62.7	63.7	58.4
Top Speed [km/h]	65.3	64.8	61.5	64.1	64.6	61.2
Avg. Dist. to Rail [m]	5.0	2.1	1.6	1.2	0.8	1.4
Avg. Stride Freq. [Hz]	2.4	2.4	2.4	2.4	2.5	2.4
Avg. Stride Length [m]	6.0	7.1	7.1	7.1	7.1	6.9



- [] Ranking at each section and finish
- .-.- No data available at this section
- NA No data available



Horse/Jockey Name	Silk Warrior
Final Rank	6
Fastest Section Time (Section)	0:11.41 (400m)
Top Speed [km/h] (Section)	65.1 (600m)
Race State	Finished



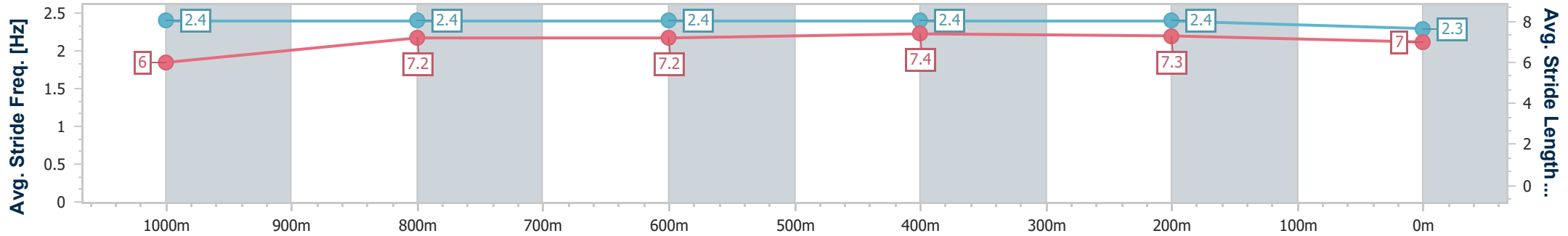
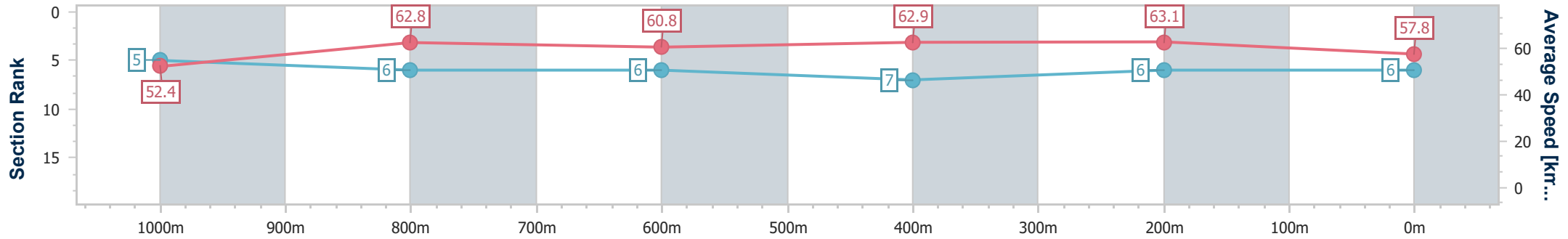
Sunshine Coast QLD Professional
 Race 5: WIMMERS PREMIUM SOFT DRINKS QTIS Three-Year-Old Maiden Plate - 1200m



28 August 2024 - 14:53

Track Rating: Good 4, Weather: Fine, Rail Position: +5m Entire

Section	Overall	1000m	800m	600m	400m	200m
Section Times	1:12.98 [6] (0:13.75)	0:59.23 [5] (0:11.60)	0:47.63 [6] (0:12.09)	0:35.54 [6] (0:11.67)	0:23.87 [7] (0:11.41)	0:12.46 [6] (0:12.46)
Average Speed [km/h]	52.4	62.8	60.8	62.9	63.1	57.8
Top Speed [km/h]	64.6	64.6	62.3	65.1	64.9	62.5
Avg. Dist. to Rail [m]	9.2	4.9	3.8	3.2	5.9	4.7
Avg. Stride Freq. [Hz]	2.4	2.4	2.4	2.4	2.4	2.3
Avg. Stride Length [m]	6.0	7.2	7.2	7.4	7.3	7.0



- [] Ranking at each section and finish
- .-.- No data available at this section
- NA No data available



Horse/Jockey Name	Grandma's Love
Final Rank	7
Fastest Section Time (Section)	0:11.56 (400m)
Top Speed [km/h] (Section)	66.3 (Overall)
Race State	Finished



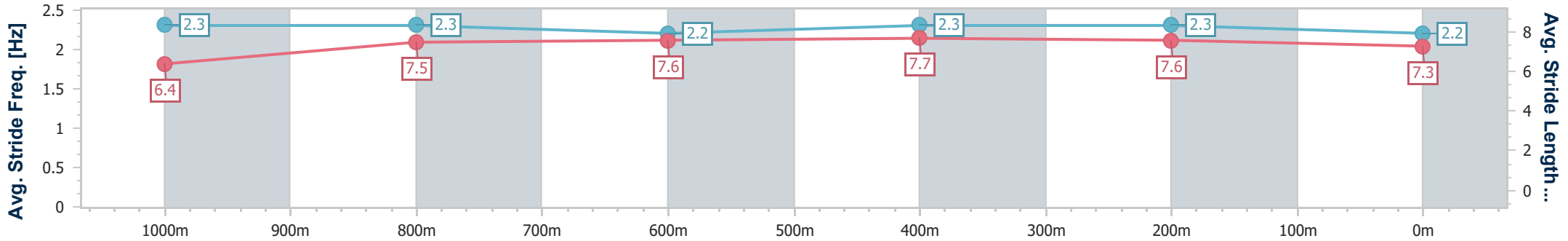
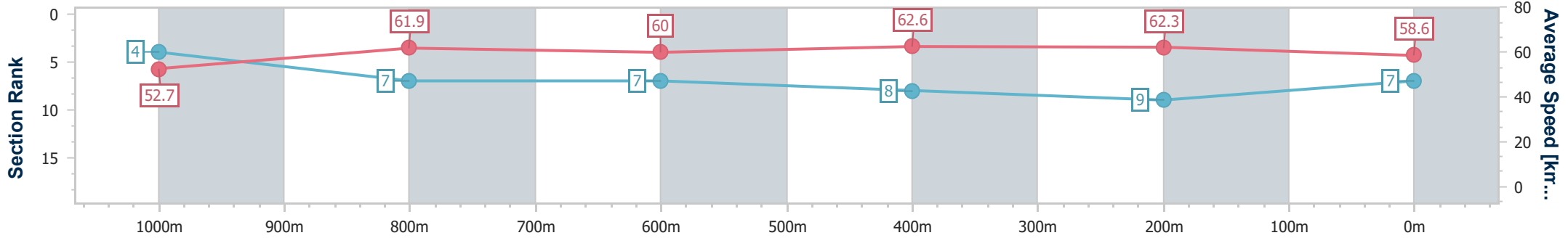
Sunshine Coast QLD Professional
 Race 5: WIMMERS PREMIUM SOFT DRINKS QTIS Three-Year-Old Maiden Plate - 1200m



28 August 2024 - 14:53

Track Rating: Good 4, Weather: Fine, Rail Position: +5m Entire

Section	Overall	1000m	800m	600m	400m	200m
Section Times	1:13.06 [7] (0:13.67)	0:59.39 [4] (0:11.69)	0:47.70 [7] (0:12.15)	0:35.55 [7] (0:11.69)	0:23.86 [8] (0:11.56)	0:12.30 [9] (0:12.30)
Average Speed [km/h]	52.7	61.9	60.0	62.6	62.3	58.6
Top Speed [km/h]	66.3	64.1	61.4	63.9	63.3	61.1
Avg. Dist. to Rail [m]	1.9	1.6	2.4	2.8	2.3	0.2
Avg. Stride Freq. [Hz]	2.3	2.3	2.2	2.3	2.3	2.2
Avg. Stride Length [m]	6.4	7.5	7.6	7.7	7.6	7.3



- [] Ranking at each section and finish
- .-.- No data available at this section
- NA No data available



Horse/Jockey Name	Suspicious AI
Final Rank	8
Fastest Section Time (Section)	0:11.35 (400m)
Top Speed [km/h] (Section)	65.3 (400m)
Race State	Finished



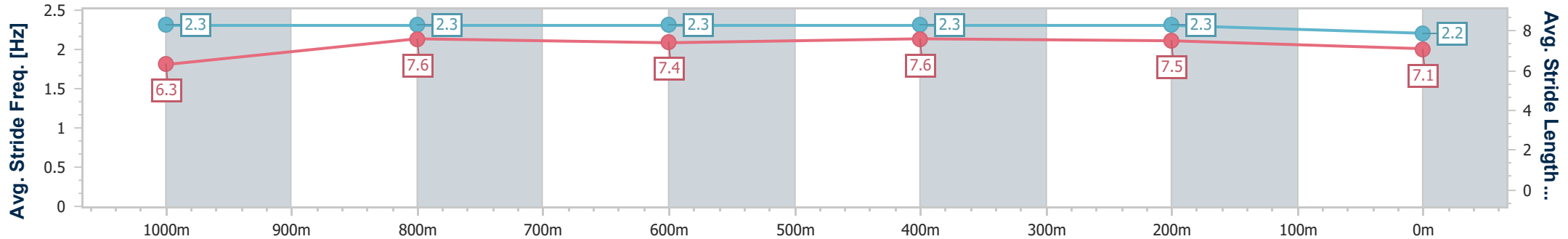
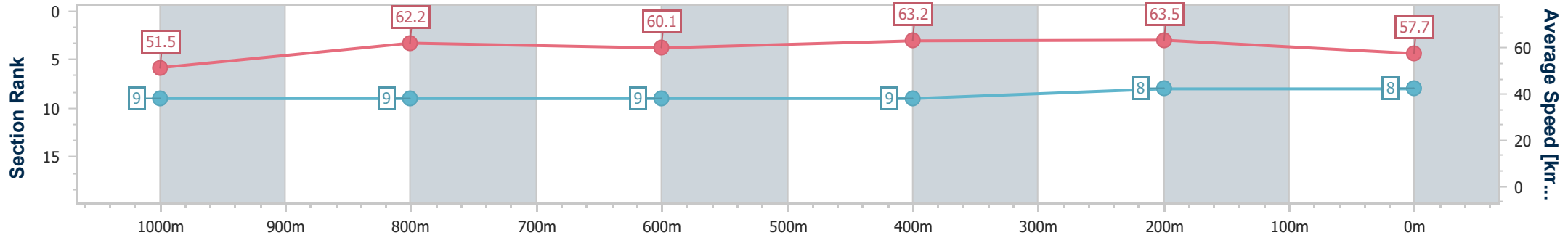
Sunshine Coast QLD Professional
 Race 5: WIMMERS PREMIUM SOFT DRINKS QTIS Three-Year-Old Maiden Plate - 1200m



28 August 2024 - 14:53

Track Rating: Good 4, Weather: Fine, Rail Position: +5m Entire

Section	Overall	1000m	800m	600m	400m	200m
Section Times	1:13.07 [8] (0:14.02)	0:59.05 [9] (0:11.63)	0:47.42 [9] (0:12.09)	0:35.33 [9] (0:11.52)	0:23.81 [9] (0:11.35)	0:12.46 [8] (0:12.46)
Average Speed [km/h]	51.5	62.2	60.1	63.2	63.5	57.7
Top Speed [km/h]	65.1	65.0	61.4	65.2	65.3	61.3
Avg. Dist. to Rail [m]	4.3	2.4	1.5	2.1	5.1	3.7
Avg. Stride Freq. [Hz]	2.3	2.3	2.3	2.3	2.3	2.2
Avg. Stride Length [m]	6.3	7.6	7.4	7.6	7.5	7.1



- [] Ranking at each section and finish
- .-.- No data available at this section
- NA No data available



Horse/Jockey Name	Banksia Beach
Final Rank	9
Fastest Section Time (Section)	0:11.24 (400m)
Top Speed [km/h] (Section)	66.7 (400m)
Race State	Finished



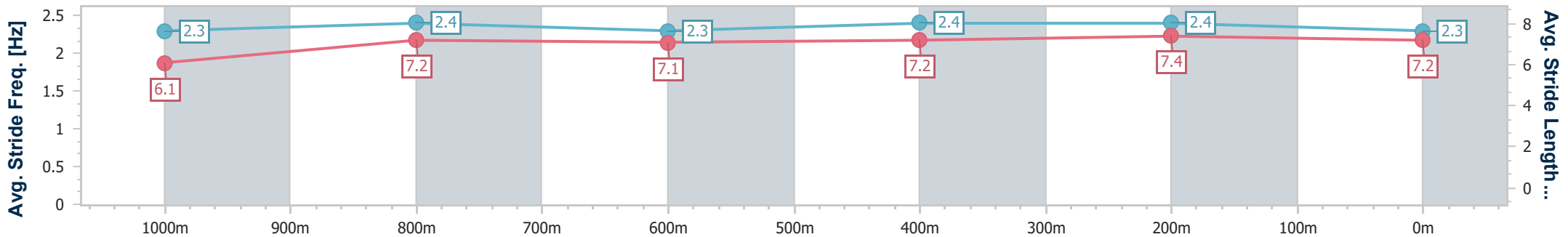
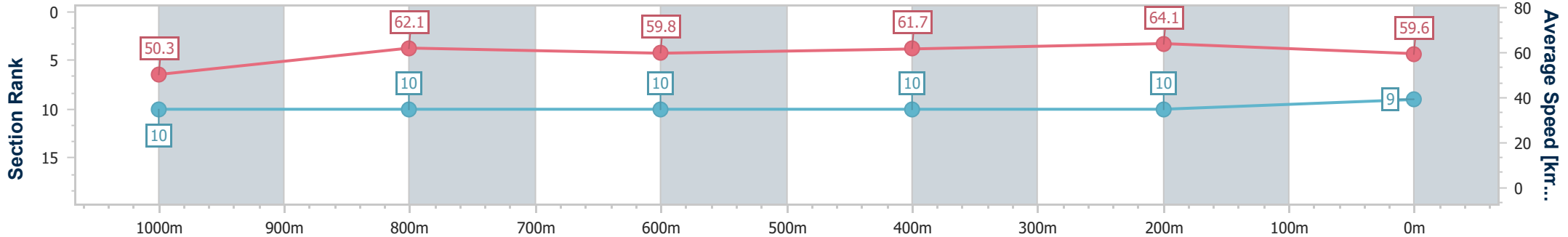
Sunshine Coast QLD Professional
 Race 5: WIMMERS PREMIUM SOFT DRINKS QTIS Three-Year-Old Maiden Plate - 1200m



28 August 2024 - 14:53

Track Rating: Good 4, Weather: Fine, Rail Position: +5m Entire

Section	Overall	1000m	800m	600m	400m	200m
Section Times	1:13.27 [9] (0:14.33)	0:58.94 [10] (0:11.68)	0:47.26 [10] (0:12.18)	0:35.08 [10] (0:11.73)	0:23.35 [10] (0:11.24)	0:12.11 [10] (0:12.11)
Average Speed [km/h]	50.3	62.1	59.8	61.7	64.1	59.6
Top Speed [km/h]	62.5	63.2	60.5	64.9	66.7	62.1
Avg. Dist. to Rail [m]	6.1	2.6	1.9	0.8	2.7	4.6
Avg. Stride Freq. [Hz]	2.3	2.4	2.3	2.4	2.4	2.3
Avg. Stride Length [m]	6.1	7.2	7.1	7.2	7.4	7.2



- [] Ranking at each section and finish
- .-.- No data available at this section
- NA No data available



Horse/Jockey Name	Harley Charlie
Final Rank	10
Fastest Section Time (Section)	0:11.46 (1000m)
Top Speed [km/h] (Section)	65.4 (1000m)
Race State	Finished



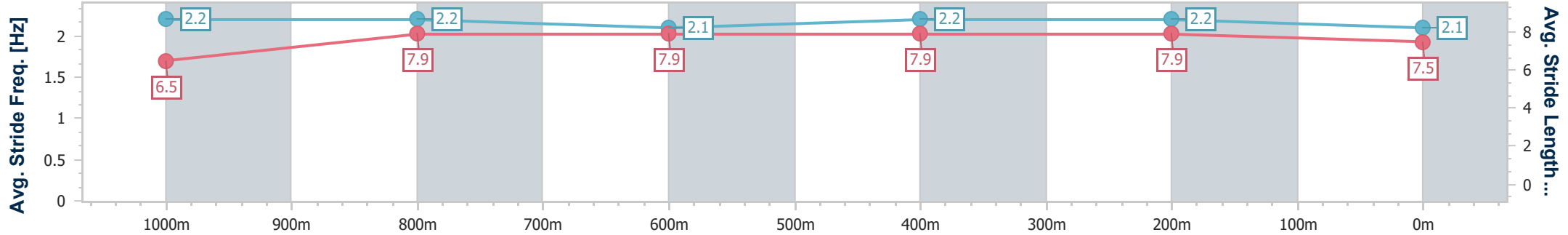
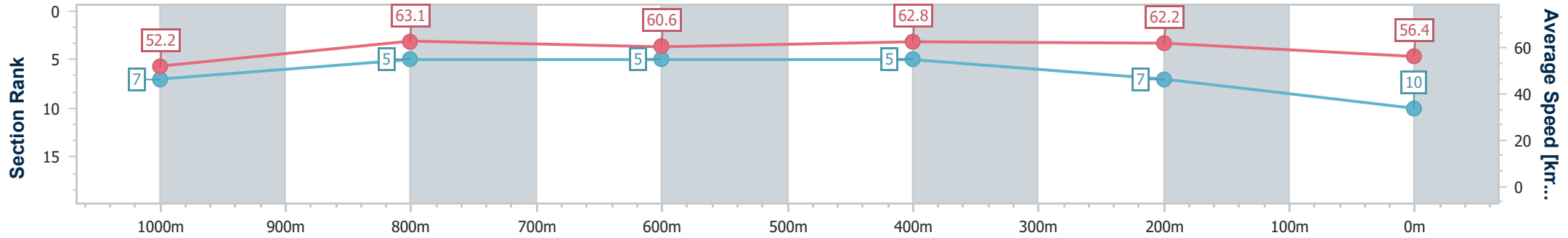
Sunshine Coast QLD Professional
 Race 5: WIMMERS PREMIUM SOFT DRINKS QTIS Three-Year-Old Maiden Plate - 1200m



28 August 2024 - 14:53

Track Rating: Good 4, Weather: Fine, Rail Position: +5m Entire

Section	Overall	1000m	800m	600m	400m	200m
Section Times	1:13.30 [10] (0:13.80)	0:59.50 [7] (0:11.46)	0:48.04 [5] (0:12.05)	0:35.99 [5] (0:11.66)	0:24.33 [5] (0:11.59)	0:12.74 [7] (0:12.74)
Average Speed [km/h]	52.2	63.1	60.6	62.8	62.2	56.4
Top Speed [km/h]	65.2	65.4	62.4	63.3	63.5	60.3
Avg. Dist. to Rail [m]	3.6	2.8	2.3	2.6	3.5	2.5
Avg. Stride Freq. [Hz]	2.2	2.2	2.1	2.2	2.2	2.1
Avg. Stride Length [m]	6.5	7.9	7.9	7.9	7.9	7.5



- [] Ranking at each section and finish
- .-.- No data available at this section
- NA No data available



Sunshine Coast QLD Professional

Race 6: ACCESS INSULATION SUNSHINE COAST Class 3 Plate - 1200m

28 August 2024 - 15:28



Track Rating: Good 4, Weather: Fine, Rail Position: +5m Entire

Section		Overall	1000m	800m	600m	400m	200m	Last 600m					
Field Times		1:10.92 (0:13.63)	0:57.29 (0:11.58)	0:45.71 (0:11.88)	0:33.83 (0:11.58)	0:22.25 (0:10.98)	0:11.27 (0:11.27)	0:33.83					
Rank	TAB Horse/Jockey	Barrier	Top Speed [km/h]	Fastest Section							Margin	Distance Travelled [m]	
1	6 TRIBECA STAR James Orman	2	68.4 400m	0:10.71 400m	1:10.92 [1] (0:14.14)	0:56.78 [8] (0:11.54)	0:45.24 [7] (0:11.96)	0:33.28 [6] (0:11.41)	0:21.87 [6] (0:10.71)	0:11.16 [3] (0:11.16)	1:10.92	0:33.28	
2	10 FORTUNEER Justin Huxtable	7	68.3 400m	0:10.76 400m	1:11.14 [2] (0:13.88)	0:57.26 [4] (0:11.60)	0:45.66 [4] (0:11.98)	0:33.68 [4] (0:11.50)	0:22.18 [4] (0:10.76)	0:11.42 [2] (0:11.42)	1.3L	0:33.68	+5
3	8 RIMBAUD Jag Guthmann-Chester	3	67.6 400m	0:10.81 400m	1:11.19 [3] (0:13.74)	0:57.45 [3] (0:11.57)	0:45.88 [3] (0:11.95)	0:33.93 [3] (0:11.58)	0:22.35 [3] (0:10.81)	0:11.54 [1] (0:11.54)	1.5L	0:33.93	+2
4	3 EBONY KING Boris Thornton	9	66.5 400m	0:10.96 400m	1:11.61 [4] (0:14.05)	0:57.56 [5] (0:11.58)	0:45.98 [5] (0:11.92)	0:34.06 [5] (0:11.49)	0:22.57 [5] (0:10.96)	0:11.61 [6] (0:11.61)	4L	0:34.06	+9
5	2 CHARLIE'S CASE Bailey Wheeler	8	67.0 400m	0:10.99 400m	1:11.75 [5] (0:14.14)	0:57.61 [7] (0:11.84)	0:45.77 [8] (0:11.91)	0:33.86 [8] (0:11.28)	0:22.58 [7] (0:10.99)	0:11.59 [8] (0:11.59)	4.8L	0:33.86	-1
6	9 DOVETAIL DIVA Samantha Collett	5	67.2 400m	0:10.91 400m	1:11.78 [6] (0:14.08)	0:57.70 [6] (0:11.57)	0:46.13 [6] (0:12.10)	0:34.03 [7] (0:11.49)	0:22.54 [8] (0:10.91)	0:11.63 [7] (0:11.63)	5L	0:34.03	+7
7	14 SNOW BOUM Emily Lang	11	66.1 Overall	0:11.22 400m	1:11.97 [7] (0:13.69)	0:58.28 [2] (0:11.53)	0:46.75 [2] (0:11.99)	0:34.76 [2] (0:11.49)	0:23.27 [2] (0:11.22)	0:12.05 [5] (0:12.05)	6L	0:34.76	+4
8	7 MARCH AS ONE Jake Bayliss	4	66.3 400m	0:11.18 400m	1:11.99 [8] (0:13.63)	0:58.36 [1] (0:11.58)	0:46.78 [1] (0:11.88)	0:34.90 [1] (0:11.58)	0:23.32 [1] (0:11.18)	0:12.14 [4] (0:12.14)	6.1L	0:34.90	+1

Scratched: Torque I Tee (#5), Ocean Zar (#11), Sleigh Queen (#12), Bad Education (#1), Regal Edition (#4), Antonito (#13)

[] Ranking at each section and finish
 -:-:- No data available at this section
 NA No data available

SCN Saddle cloth number
 DNF Did not finish
 DNT Did not track



Horse/Jockey Name	Tribeca Star
Final Rank	1
Fastest Section Time (Section)	0:10.71 (400m)
Top Speed [km/h] (Section)	68.4 (400m)
Race State	Finished



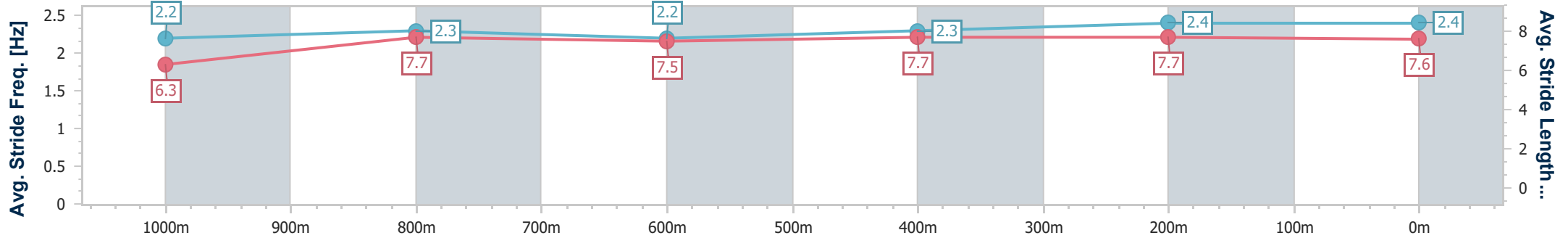
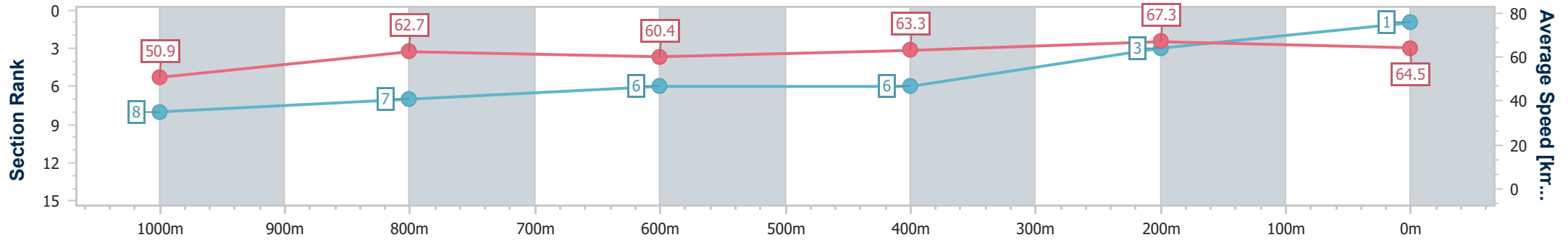
Sunshine Coast QLD Professional
Race 6: ACCESS INSULATION SUNSHINE COAST Class 3 Plate - 1200m



28 August 2024 - 15:28

Track Rating: Good 4, Weather: Fine, Rail Position: +5m Entire

Section	Overall	1000m	800m	600m	400m	200m
Section Times	1:10.92 [1] (0:14.14)	0:56.78 [8] (0:11.54)	0:45.24 [7] (0:11.96)	0:33.28 [6] (0:11.41)	0:21.87 [6] (0:10.71)	0:11.16 [3] (0:11.16)
Average Speed [km/h]	50.9	62.7	60.4	63.3	67.3	64.5
Top Speed [km/h]	62.9	63.9	61.6	66.3	68.4	67.9
Avg. Dist. to Rail [m]	3.1	1.8	0.6	0.6	3.5	4.0
Avg. Stride Freq. [Hz]	2.2	2.3	2.2	2.3	2.4	2.4
Avg. Stride Length [m]	6.3	7.7	7.5	7.7	7.7	7.6



- [] Ranking at each section and finish
- .-.- No data available at this section
- NA No data available



Horse/Jockey Name	Fortuneer
Final Rank	2
Fastest Section Time (Section)	0:10.76 (400m)
Top Speed [km/h] (Section)	68.3 (400m)
Race State	Finished

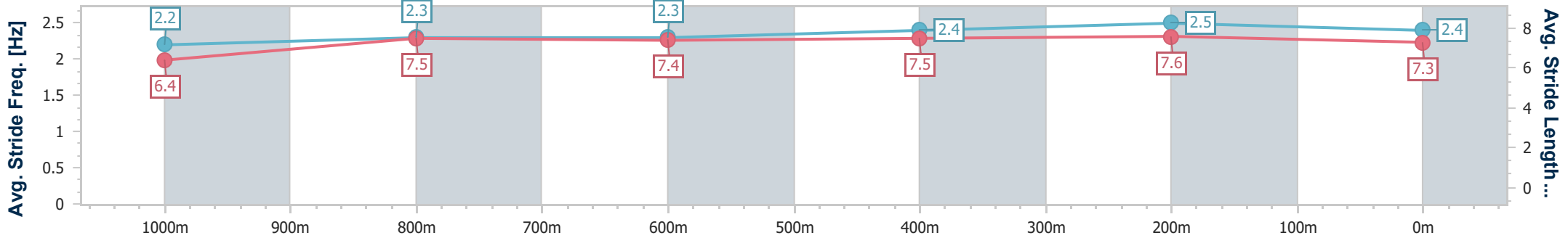
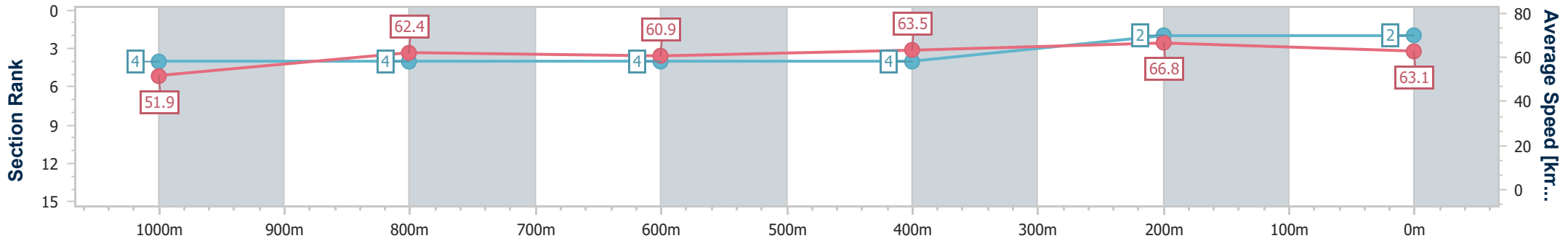


Sunshine Coast QLD Professional
 Race 6: ACCESS INSULATION SUNSHINE COAST Class 3 Plate - 1200m
 SCTC SUNSHINE COAST TURF CLUB

28 August 2024 - 15:28

Track Rating: Good 4, Weather: Fine, Rail Position: +5m Entire

Section	Overall	1000m	800m	600m	400m	200m
Section Times	1:11.14 [2] (0:13.88)	0:57.26 [4] (0:11.60)	0:45.66 [4] (0:11.98)	0:33.68 [4] (0:11.50)	0:22.18 [4] (0:10.76)	0:11.42 [2] (0:11.42)
Average Speed [km/h]	51.9	62.4	60.9	63.5	66.8	63.1
Top Speed [km/h]	64.1	64.7	61.9	66.8	68.3	66.1
Avg. Dist. to Rail [m]	5.2	3.0	2.0	2.0	3.7	4.0
Avg. Stride Freq. [Hz]	2.2	2.3	2.3	2.4	2.5	2.4
Avg. Stride Length [m]	6.4	7.5	7.4	7.5	7.6	7.3



- [] Ranking at each section and finish
- .-.- No data available at this section
- NA No data available



Horse/Jockey Name	Rimbaud
Final Rank	3
Fastest Section Time (Section)	0:10.81 (400m)
Top Speed [km/h] (Section)	67.6 (400m)
Race State	Finished

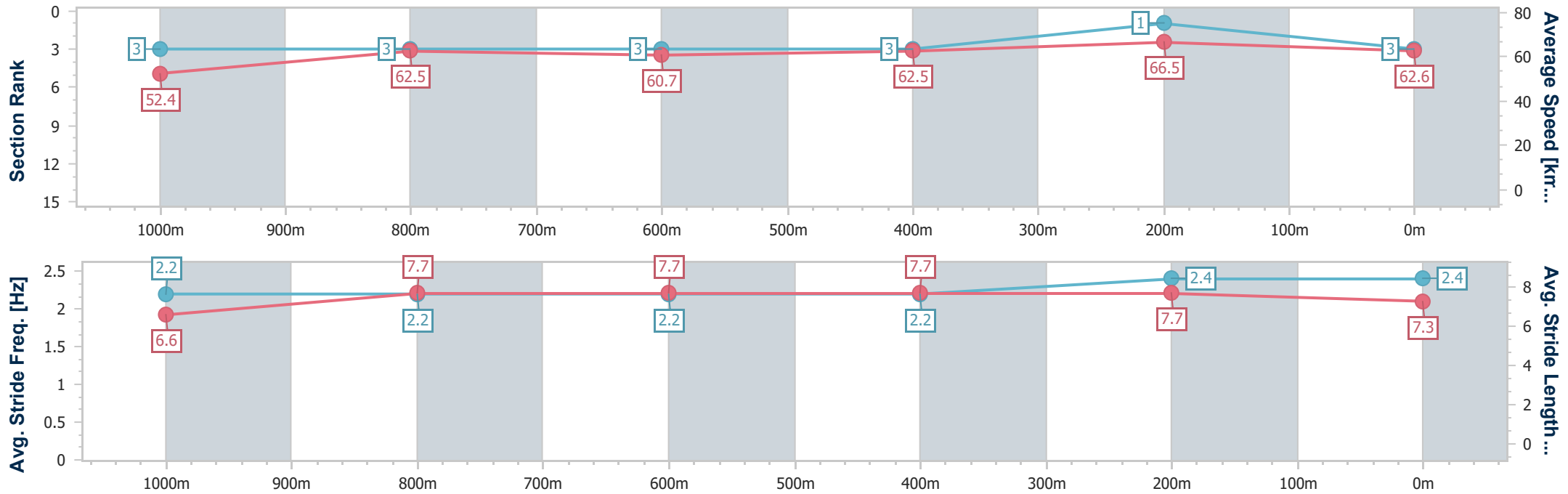


Sunshine Coast QLD Professional
 Race 6: ACCESS INSULATION SUNSHINE COAST Class 3 Plate - 1200m
 SCTC SUNSHINE COAST TURF CLUB

28 August 2024 - 15:28

Track Rating: Good 4, Weather: Fine, Rail Position: +5m Entire

Section	Overall	1000m	800m	600m	400m	200m
Section Times	1:11.19 [3] (0:13.74)	0:57.45 [3] (0:11.57)	0:45.88 [3] (0:11.95)	0:33.93 [3] (0:11.58)	0:22.35 [3] (0:10.81)	0:11.54 [1] (0:11.54)
Average Speed [km/h]	52.4	62.5	60.7	62.5	66.5	62.6
Top Speed [km/h]	63.6	63.5	61.5	65.2	67.6	66.2
Avg. Dist. to Rail [m]	3.8	2.2	1.5	1.0	2.9	1.7
Avg. Stride Freq. [Hz]	2.2	2.2	2.2	2.2	2.4	2.4
Avg. Stride Length [m]	6.6	7.7	7.7	7.7	7.7	7.3



- [] Ranking at each section and finish
- .-.- No data available at this section
- NA No data available



Horse/Jockey Name	Ebony King
Final Rank	4
Fastest Section Time (Section)	0:10.96 (400m)
Top Speed [km/h] (Section)	66.5 (400m)
Race State	Finished

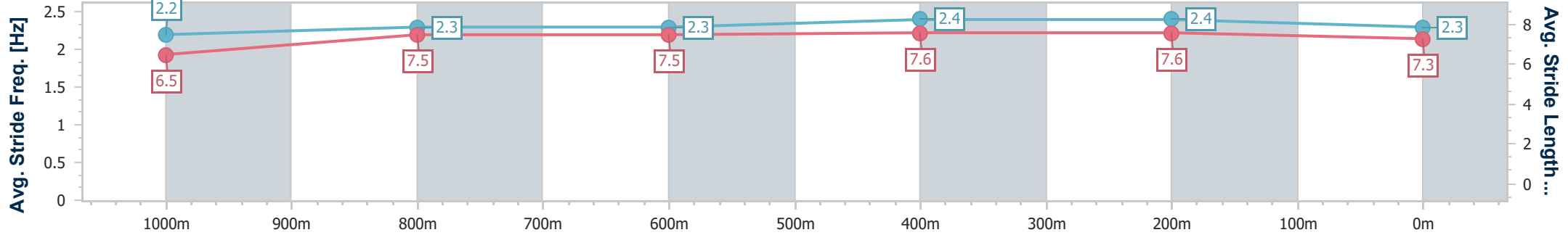
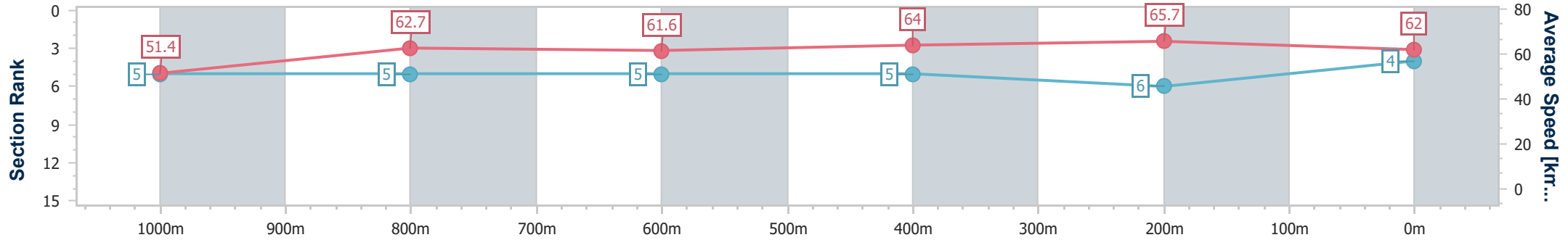


Sunshine Coast QLD Professional
 Race 6: ACCESS INSULATION SUNSHINE COAST Class 3 Plate - 1200m
 SCTC SUNSHINE COAST TURF CLUB

28 August 2024 - 15:28

Track Rating: Good 4, Weather: Fine, Rail Position: +5m Entire

Section	Overall	1000m	800m	600m	400m	200m
Section Times	1:11.61 [4] (0:14.05)	0:57.56 [5] (0:11.58)	0:45.98 [5] (0:11.92)	0:34.06 [5] (0:11.49)	0:22.57 [5] (0:10.96)	0:11.61 [6] (0:11.61)
Average Speed [km/h]	51.4	62.7	61.6	64.0	65.7	62.0
Top Speed [km/h]	63.7	64.1	62.7	66.1	66.5	64.4
Avg. Dist. to Rail [m]	7.1	4.2	3.6	3.3	5.9	6.1
Avg. Stride Freq. [Hz]	2.2	2.3	2.3	2.4	2.4	2.3
Avg. Stride Length [m]	6.5	7.5	7.5	7.6	7.6	7.3



- [] Ranking at each section and finish
- .-.- No data available at this section
- NA No data available



Horse/Jockey Name	Charlie's Case
Final Rank	5
Fastest Section Time (Section)	0:10.99 (400m)
Top Speed [km/h] (Section)	67.0 (400m)
Race State	Finished

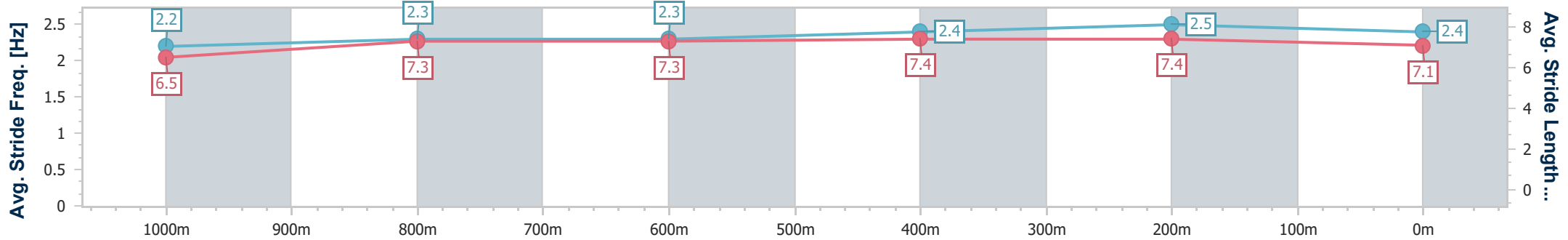
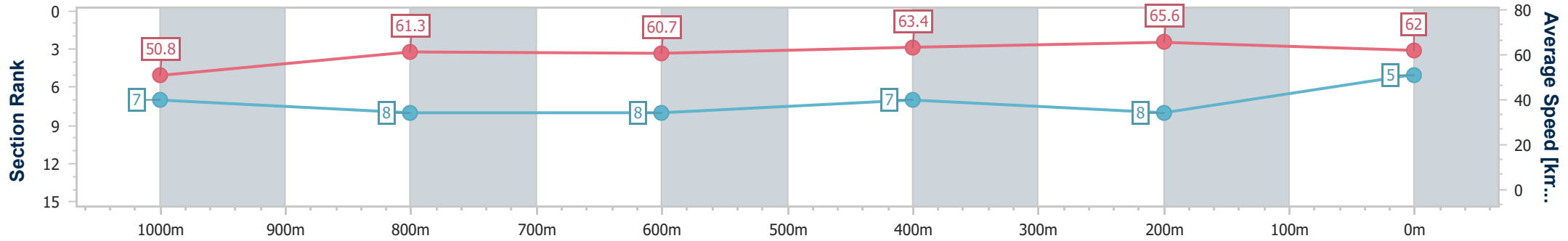


Sunshine Coast QLD Professional
 Race 6: ACCESS INSULATION SUNSHINE COAST Class 3 Plate - 1200m
 SCTC SUNSHINE COAST TURF CLUB

28 August 2024 - 15:28

Track Rating: Good 4, Weather: Fine, Rail Position: +5m Entire

Section	Overall	1000m	800m	600m	400m	200m
Section Times	1:11.75 [5] (0:14.14)	0:57.61 [7] (0:11.84)	0:45.77 [8] (0:11.91)	0:33.86 [8] (0:11.28)	0:22.58 [7] (0:10.99)	0:11.59 [8] (0:11.59)
Average Speed [km/h]	50.8	61.3	60.7	63.4	65.6	62.0
Top Speed [km/h]	62.3	62.6	61.8	65.7	67.0	64.1
Avg. Dist. to Rail [m]	5.6	3.4	0.7	1.3	2.4	3.8
Avg. Stride Freq. [Hz]	2.2	2.3	2.3	2.4	2.5	2.4
Avg. Stride Length [m]	6.5	7.3	7.3	7.4	7.4	7.1



- [] Ranking at each section and finish
- .-.- No data available at this section
- NA No data available



Horse/Jockey Name	Dovetail Diva
Final Rank	6
Fastest Section Time (Section)	0:10.91 (400m)
Top Speed [km/h] (Section)	67.2 (400m)
Race State	Finished

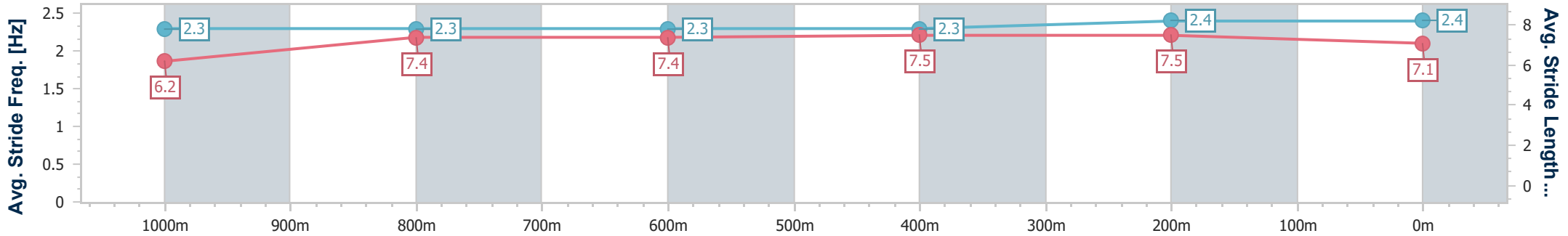
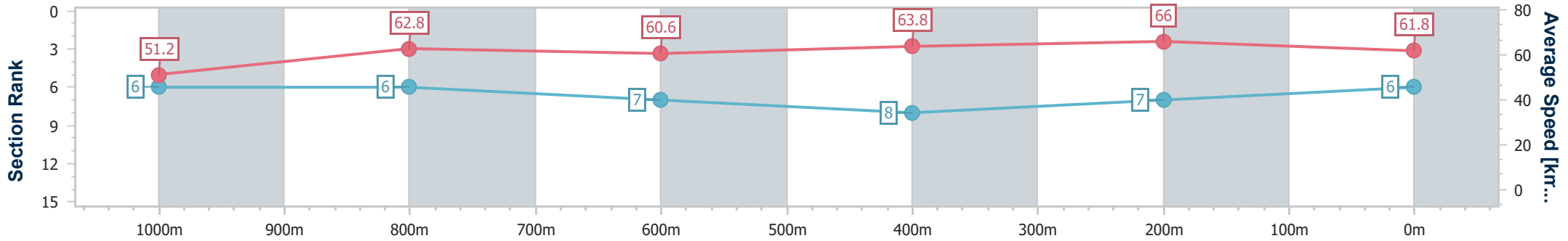


Sunshine Coast QLD Professional
 Race 6: ACCESS INSULATION SUNSHINE COAST Class 3 Plate - 1200m
 SCTC SUNSHINE COAST TURF CLUB

28 August 2024 - 15:28

Track Rating: Good 4, Weather: Fine, Rail Position: +5m Entire

Section	Overall	1000m	800m	600m	400m	200m
Section Times	1:11.78 [6] (0:14.08)	0:57.70 [6] (0:11.57)	0:46.13 [6] (0:12.10)	0:34.03 [7] (0:11.49)	0:22.54 [8] (0:10.91)	0:11.63 [7] (0:11.63)
Average Speed [km/h]	51.2	62.8	60.6	63.8	66.0	61.8
Top Speed [km/h]	63.6	63.9	61.7	66.1	67.2	65.7
Avg. Dist. to Rail [m]	4.1	2.8	3.3	3.3	5.2	6.1
Avg. Stride Freq. [Hz]	2.3	2.3	2.3	2.3	2.4	2.4
Avg. Stride Length [m]	6.2	7.4	7.4	7.5	7.5	7.1



- [] Ranking at each section and finish
- .-.- No data available at this section
- NA No data available



Horse/Jockey Name	Snow Boum
Final Rank	7
Fastest Section Time (Section)	0:11.22 (400m)
Top Speed [km/h] (Section)	66.1 (Overall)
Race State	Finished

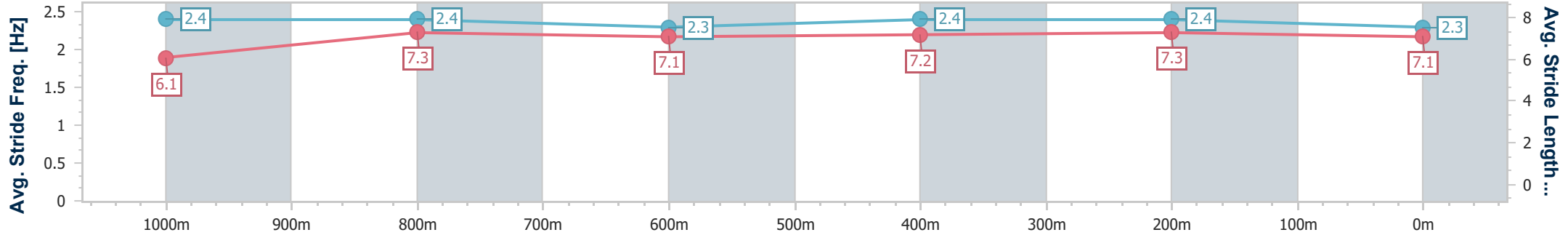
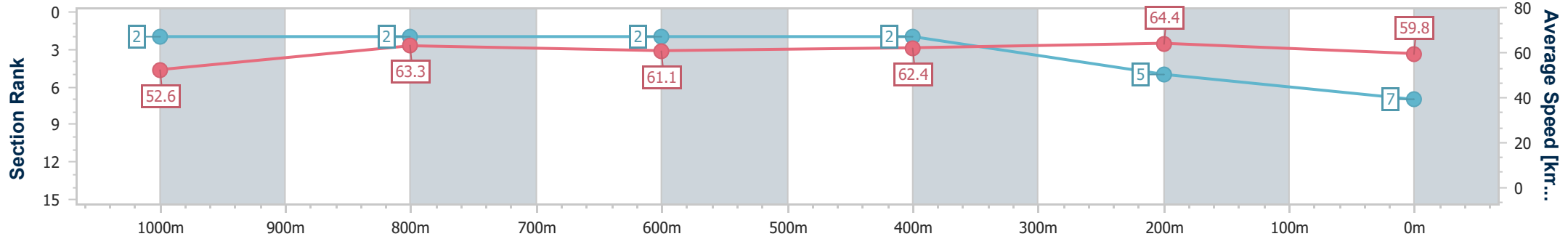


Sunshine Coast QLD Professional
 Race 6: ACCESS INSULATION SUNSHINE COAST Class 3 Plate - 1200m
 SCTC SUNSHINE COAST TURF CLUB

28 August 2024 - 15:28

Track Rating: Good 4, Weather: Fine, Rail Position: +5m Entire

Section	Overall	1000m	800m	600m	400m	200m
Section Times	1:11.97 [7] (0:13.69)	0:58.28 [2] (0:11.53)	0:46.75 [2] (0:11.99)	0:34.76 [2] (0:11.49)	0:23.27 [2] (0:11.22)	0:12.05 [5] (0:12.05)
Average Speed [km/h]	52.6	63.3	61.1	62.4	64.4	59.8
Top Speed [km/h]	66.1	65.2	62.4	64.1	65.8	63.0
Avg. Dist. to Rail [m]	8.8	4.4	2.7	0.6	2.7	3.5
Avg. Stride Freq. [Hz]	2.4	2.4	2.3	2.4	2.4	2.3
Avg. Stride Length [m]	6.1	7.3	7.1	7.2	7.3	7.1



- [] Ranking at each section and finish
- .-.- No data available at this section
- NA No data available



Horse/Jockey Name	March As One
Final Rank	8
Fastest Section Time (Section)	0:11.18 (400m)
Top Speed [km/h] (Section)	66.3 (400m)
Race State	Finished

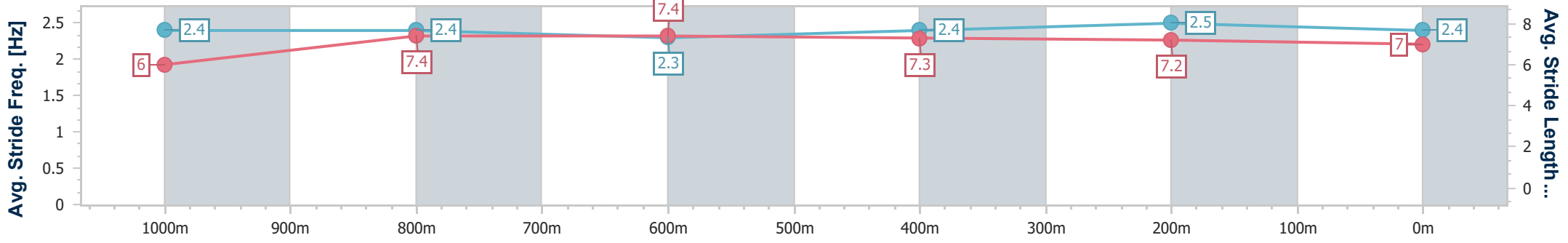
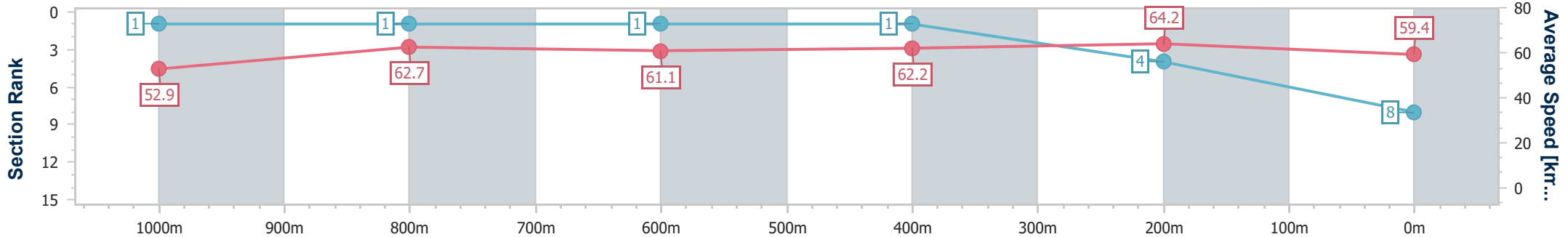


Sunshine Coast QLD Professional
 Race 6: ACCESS INSULATION SUNSHINE COAST Class 3 Plate - 1200m
 SCTC SUNSHINE COAST TURF CLUB

28 August 2024 - 15:28

Track Rating: Good 4, Weather: Fine, Rail Position: +5m Entire

Section	Overall	1000m	800m	600m	400m	200m
Section Times	1:11.99 [8] (0:13.63)	0:58.36 [1] (0:11.58)	0:46.78 [1] (0:11.88)	0:34.90 [1] (0:11.58)	0:23.32 [1] (0:11.18)	0:12.14 [4] (0:12.14)
Average Speed [km/h]	52.9	62.7	61.1	62.2	64.2	59.4
Top Speed [km/h]	64.5	64.6	63.2	64.7	66.3	62.2
Avg. Dist. to Rail [m]	4.5	3.2	1.4	0.5	1.4	2.3
Avg. Stride Freq. [Hz]	2.4	2.4	2.3	2.4	2.5	2.4
Avg. Stride Length [m]	6.0	7.4	7.4	7.3	7.2	7.0



- [] Ranking at each section and finish
- .-.- No data available at this section
- NA No data available



Sunshine Coast QLD Professional
Race 7: SHERRIN RENTALS Fillies & Mares BENCHMARK 65 Handicap - 1400m
28 August 2024 - 16:03



Track Rating: Good 4, Weather: Fine, Rail Position: +5m Entire

Section		Overall	1200m	1000m	800m	600m	400m	Last 600m				
Field Times		1:23.74 (0:13.60)	1:10.14 (0:11.40)	0:58.74 (0:11.88)	0:46.86 (0:11.51)	0:35.35 (0:11.49)	0:23.86 (0:11.35)	0:35.35				
Rank	TAB Horse/Jockey	Barrier	Top Speed [km/h]	Fastest Section	Distance Travelled [m]							
1	1 MY PINS Emily Lang	7	66.9 Overall	0:11.35 400m	1:23.74 [1] (0:13.60)	1:10.14 [1] (0:11.41)	0:58.73 [2] (0:11.90)	0:46.83 [3] (0:11.48)	0:35.35 [1] (0:11.49)	0:23.86 [1] (0:11.35)	0:35.35	
2	8 NOBLE BEAUTY Nikita Beriman	1	64.8 600m	0:11.21 600m	1:24.05 [2] (0:13.92)	1:10.13 [5] (0:11.45)	0:58.68 [6] (0:12.09)	0:46.59 [6] (0:11.54)	0:35.05 [6] (0:11.21)	0:23.84 [5] (0:11.44)	0:35.05 -1	
3	10 WICKED'N' LOVIN'IT Michael Cahill	9	65.4 600m	0:11.27 1200m	1:24.08 [3] (0:14.41)	1:09.67 [9] (0:11.27)	0:58.40 [8] (0:12.11)	0:46.29 [8] (0:11.59)	0:34.70 [9] (0:11.37)	0:23.33 [9] (0:11.34)	0:34.70 +5	
4	7 TRES REDOUTE Damien Thornton	6	65.7 1200m	0:11.32 1200m	1:24.36 [4] (0:13.68)	1:10.68 [3] (0:11.32)	0:59.36 [1] (0:11.88)	0:47.48 [1] (0:11.64)	0:35.84 [4] (0:11.59)	0:24.25 [4] (0:11.47)	0:35.84 +4	
5	6 IMARICHGIRL Andrew Mallyon	3	65.3 Overall	0:11.25 400m	1:24.43 [5] (0:14.30)	1:10.13 [8] (0:11.43)	0:58.70 [9] (0:12.13)	0:46.57 [9] (0:11.46)	0:35.11 [8] (0:11.34)	0:23.77 [8] (0:11.25)	0:35.11 -1	
6	4 ALLOW ME Bailey Wheeler	4	66.6 400m	0:11.21 400m	1:24.44 [6] (0:14.16)	1:10.28 [7] (0:11.42)	0:58.86 [7] (0:12.00)	0:46.86 [7] (0:11.59)	0:35.27 [7] (0:11.47)	0:23.80 [7] (0:11.21)	0:35.27 +0	
7	2 MILIARENSE Samantha Collett	5	66.2 1200m	0:11.42 800m	1:24.54 [7] (0:13.66)	1:10.88 [2] (0:11.44)	0:59.44 [3] (0:11.97)	0:47.47 [4] (0:11.42)	0:36.05 [3] (0:11.57)	0:24.48 [3] (0:11.64)	0:36.05 +0	
8	13 LA SEULE James Orman	2	65.5 Overall	0:11.46 1200m	1:24.73 [8] (0:13.87)	1:10.86 [4] (0:11.46)	0:59.40 [5] (0:11.93)	0:47.47 [5] (0:11.68)	0:35.79 [5] (0:11.52)	0:24.27 [6] (0:11.56)	0:35.79 +3	
9	5 ZATTASTAR Dan McGillivray	10	65.6 600m	0:11.26 1200m	1:24.76 [9] (0:14.67)	1:10.09 [11] (0:11.26)	0:58.83 [11] (0:12.15)	0:46.68 [11] (0:11.67)	0:35.01 [11] (0:11.37)	0:23.64 [11] (0:11.27)	0:35.01 +6	
10	11 ANOTHER PEDRILLE Jag Guthmann-Chester	11	64.5 Overall	0:11.34 1200m	1:25.08 [10] (0:13.98)	1:11.10 [6] (0:11.34)	0:59.76 [4] (0:11.58)	0:48.18 [2] (0:11.52)	0:36.66 [2] (0:11.63)	0:25.03 [2] (0:11.88)	0:36.66 -1	

Scratched: Sleigh Queen (#3), Silver Pearl (#9)

[] Ranking at each section and finish
 -:-:- No data available at this section
 NA No data available

SCN Saddle cloth number
 DNF Did not finish
 DNT Did not track



Sunshine Coast QLD Professional
Race 7: SHERRIN RENTALS Fillies & Mares BENCHMARK 65 Handicap - 1400m
28 August 2024 - 16:03



Track Rating: Good 4, Weather: Fine, Rail Position: +5m Entire

Section	Overall	1200m	1000m	800m	600m	400m	Last 600m
Field Times	1:23.74 (0:13.60)	1:10.14 (0:11.40)	0:58.74 (0:11.88)	0:46.86 (0:11.51)	0:35.35 (0:11.49)	0:23.86 (0:11.35)	0:35.35

Rank	TAB	Horse/Jockey	Barrier	Top Speed [km/h]	Fastest Section	Distance Travelled [m]
11	12	ISLA'S DAY	8	64.6	0:11.40	
		Georgina Cartwright		600m	600m	

Scratched: Sleigh Queen (#3), Silver Pearl (#9)

[] Ranking at each section and finish
 -:-:-:- No data available at this section
 NA No data available

SCN Saddle cloth number
 DNF Did not finish
 DNT Did not track



Sunshine Coast QLD Professional
Race 7: SHERRIN RENTALS Fillies & Mares BENCHMARK 65 Handicap - 1400m
28 August 2024 - 16:03



Track Rating: Good 4, Weather: Fine, Rail Position: +5m Entire

Section				200m				Last 600m	
Field Times				0:12.51 (0:12.51)				0:35.35	
Rank	TAB	Horse/Jockey	Barrier	Top Speed [km/h]	Fastest Section	Margin			Distance Travelled [m]
1	1	MY PINS Emily Lang	7	66.9 Overall	0:11.35 400m	0:12.51 [1] (0:12.51)	1:23.74		0:35.35
2	8	NOBLE BEAUTY Nikita Beriman	1	64.8 600m	0:11.21 600m	0:12.40 [3] (0:12.40)	1.8L		0:35.05 -1
3	10	WICKED'N' LOVIN'IT Michael Cahill	9	65.4 600m	0:11.27 1200m	0:11.99 [9] (0:11.99)	2L		0:34.70 +5
4	7	TRES REDOUTE Damien Thornton	6	65.7 1200m	0:11.32 1200m	0:12.78 [2] (0:12.78)	3.5L		0:35.84 +4
5	6	IMARICHGIRL Andrew Mallyon	3	65.3 Overall	0:11.25 400m	0:12.52 [6] (0:12.52)	3.8L		0:35.11 -1
6	4	ALLOW ME Bailey Wheeler	4	66.6 400m	0:11.21 400m	0:12.59 [5] (0:12.59)	3.9L		0:35.27 +0
7	2	MILIARENSE Samantha Collett	5	66.2 1200m	0:11.42 800m	0:12.84 [4] (0:12.84)	4.4L		0:36.05 +0
8	13	LA SEULE James Orman	2	65.5 Overall	0:11.46 1200m	0:12.71 [8] (0:12.71)	5.4L		0:35.79 +3
9	5	ZATTASTAR Dan McGillivray	10	65.6 600m	0:11.26 1200m	0:12.37 [10] (0:12.37)	5.6L		0:35.01 +6
10	11	ANOTHER PEDRILLE Jag Guthmann-Chester	11	64.5 Overall	0:11.34 1200m	0:13.15 [7] (0:13.15)	7.4L		0:36.66 -1

Scratched: Sleigh Queen (#3), Silver Pearl (#9)

[] Ranking at each section and finish
 -:-:- No data available at this section
 NA No data available

SCN Saddle cloth number
 DNF Did not finish
 DNT Did not track



Sunshine Coast QLD Professional
Race 7: SHERRIN RENTALS Fillies & Mares BENCHMARK 65 Handicap - 1400m
28 August 2024 - 16:03



Track Rating: Good 4, Weather: Fine, Rail Position: +5m Entire

Section				200m				Last 600m		
Field Times				0:12.51 (0:12.51)				0:35.35		
Rank	TAB	Horse/Jockey	Barrier	Top Speed [km/h]	Fastest Section	Margin			Distance Travelled [m]	
11	12	ISLA'S DAY	8	64.6	0:11.40	0:12.58 [11]	7.9L		0:35.54	+2
		Georgina Cartwright		600m	600m	(0:12.58)				

Scratched: Sleigh Queen (#3), Silver Pearl (#9)

[] Ranking at each section and finish
 -:-:- No data available at this section
 NA No data available

SCN Saddle cloth number
 DNF Did not finish
 DNT Did not track



Horse/Jockey Name	My Pins
Final Rank	1
Fastest Section Time (Section)	0:11.35 (400m)
Top Speed [km/h] (Section)	66.9 (Overall)
Race State	Finished



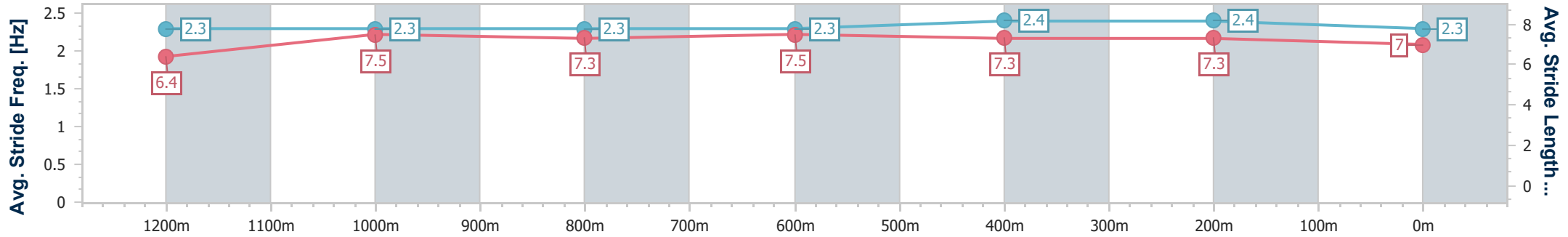
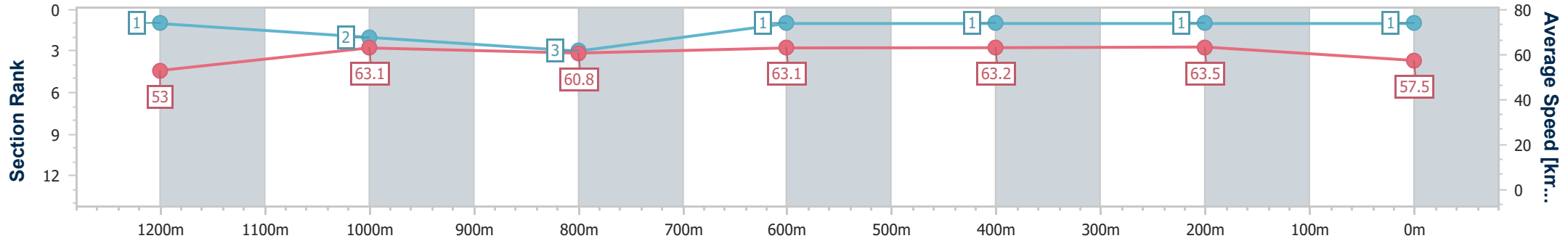
Sunshine Coast QLD Professional
 Race 7: SHERRIN RENTALS Fillies & Mares BENCHMARK 65
 Handicap - 1400m



28 August 2024 - 16:03

Track Rating: Good 4, Weather: Fine, Rail Position: +5m Entire

Section	Overall	1200m	1000m	800m	600m	400m	200m
Section Times	1:23.74 [1] (0:13.60)	1:10.14 [1] (0:11.41)	0:58.73 [2] (0:11.90)	0:46.83 [3] (0:11.48)	0:35.35 [1] (0:11.49)	0:23.86 [1] (0:11.35)	0:12.51 [1] (0:12.51)
Average Speed [km/h]	53.0	63.1	60.8	63.1	63.2	63.5	57.5
Top Speed [km/h]	66.9	66.6	62.2	65.1	64.7	64.9	61.7
Avg. Dist. to Rail [m]	8.5	2.5	1.4	0.7	1.6	5.6	4.5
Avg. Stride Freq. [Hz]	2.3	2.3	2.3	2.3	2.4	2.4	2.3
Avg. Stride Length [m]	6.4	7.5	7.3	7.5	7.3	7.3	7.0



- [] Ranking at each section and finish
- .-.- No data available at this section
- NA No data available



Horse/Jockey Name	Noble Beauty
Final Rank	2
Fastest Section Time (Section)	0:11.21 (600m)
Top Speed [km/h] (Section)	64.8 (600m)
Race State	Finished



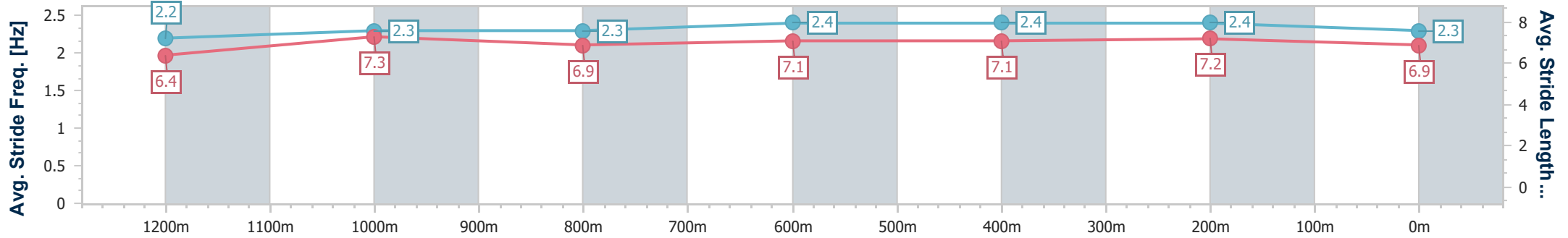
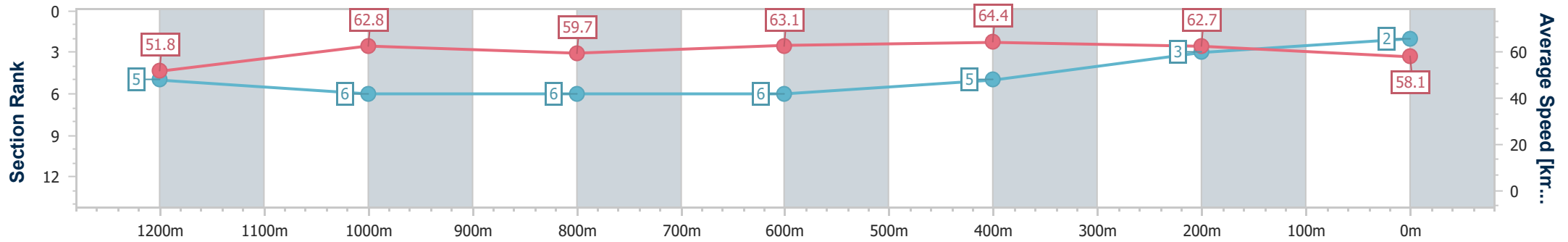
Sunshine Coast QLD Professional
Race 7: SHERRIN RENTALS Fillies & Mares BENCHMARK 65
Handicap - 1400m



28 August 2024 - 16:03

Track Rating: Good 4, Weather: Fine, Rail Position: +5m Entire

Section	Overall	1200m	1000m	800m	600m	400m	200m
Section Times	1:24.05 [2] (0:13.92)	1:10.13 [5] (0:11.45)	0:58.68 [6] (0:12.09)	0:46.59 [6] (0:11.54)	0:35.05 [6] (0:11.21)	0:23.84 [5] (0:11.44)	0:12.40 [3] (0:12.40)
Average Speed [km/h]	51.8	62.8	59.7	63.1	64.4	62.7	58.1
Top Speed [km/h]	64.3	64.3	61.2	64.1	64.8	63.7	61.8
Avg. Dist. to Rail [m]	3.2	2.4	2.0	1.3	0.7	2.1	3.2
Avg. Stride Freq. [Hz]	2.2	2.3	2.3	2.4	2.4	2.4	2.3
Avg. Stride Length [m]	6.4	7.3	6.9	7.1	7.1	7.2	6.9



- [] Ranking at each section and finish
- .-.- No data available at this section
- NA No data available



Horse/Jockey Name	Wicked'n' Lovin'it
Final Rank	3
Fastest Section Time (Section)	0:11.27 (1200m)
Top Speed [km/h] (Section)	65.4 (600m)
Race State	Finished



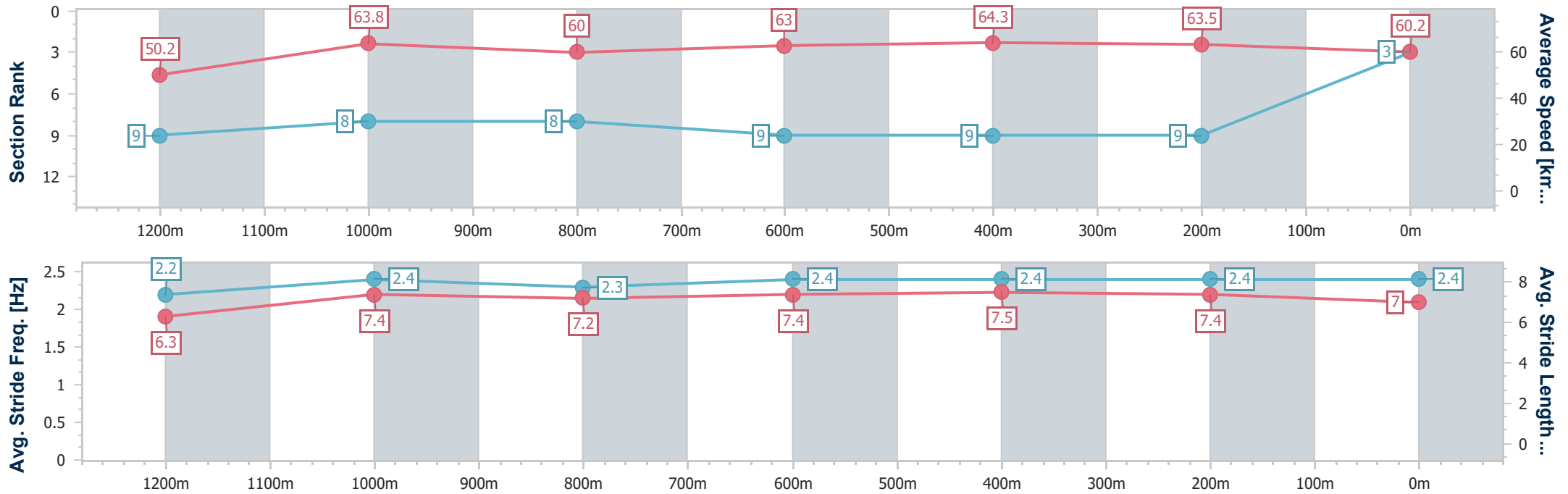
Sunshine Coast QLD Professional
Race 7: SHERRIN RENTALS Fillies & Mares BENCHMARK 65
Handicap - 1400m



28 August 2024 - 16:03

Track Rating: Good 4, Weather: Fine, Rail Position: +5m Entire

Section	Overall	1200m	1000m	800m	600m	400m	200m
Section Times	1:24.08 [3] (0:14.41)	1:09.67 [9] (0:11.27)	0:58.40 [8] (0:12.11)	0:46.29 [8] (0:11.59)	0:34.70 [9] (0:11.37)	0:23.33 [9] (0:11.34)	0:11.99 [9] (0:11.99)
Average Speed [km/h]	50.2	63.8	60.0	63.0	64.3	63.5	60.2
Top Speed [km/h]	63.4	65.3	61.9	64.6	65.4	65.0	62.6
Avg. Dist. to Rail [m]	7.9	3.5	3.3	2.9	2.4	6.4	8.2
Avg. Stride Freq. [Hz]	2.2	2.4	2.3	2.4	2.4	2.4	2.4
Avg. Stride Length [m]	6.3	7.4	7.2	7.4	7.5	7.4	7.0



- [] Ranking at each section and finish
- .-.- No data available at this section
- NA No data available



Horse/Jockey Name	Tres Redoute
Final Rank	4
Fastest Section Time (Section)	0:11.32 (1200m)
Top Speed [km/h] (Section)	65.7 (1200m)
Race State	Finished



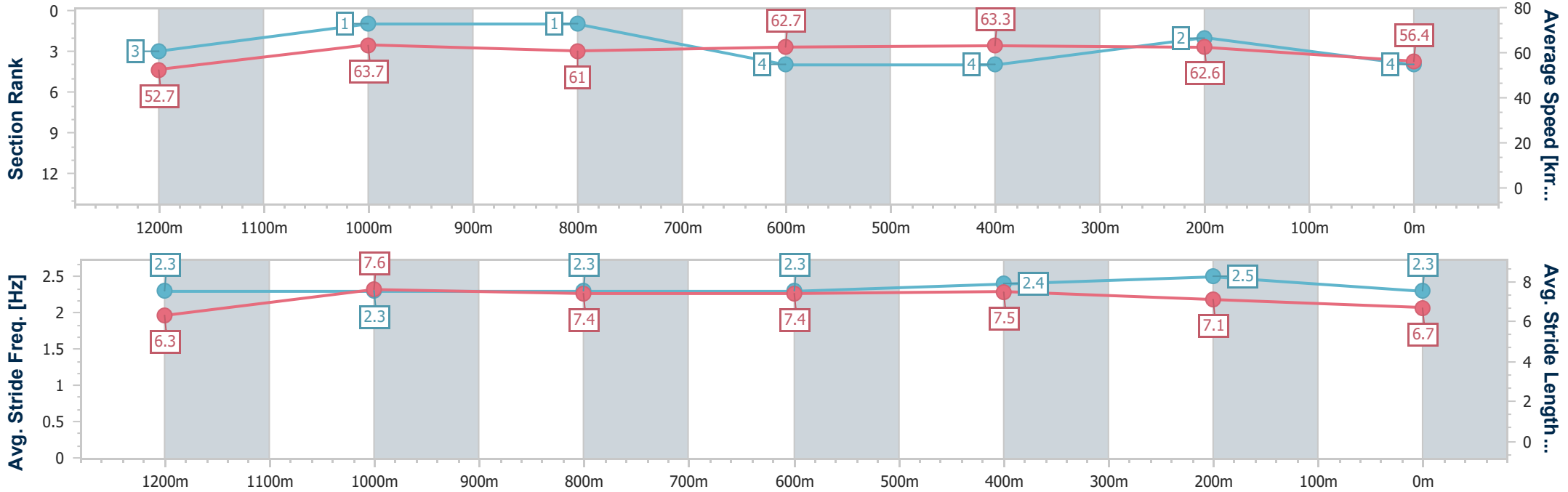
Sunshine Coast QLD Professional
Race 7: SHERRIN RENTALS Fillies & Mares BENCHMARK 65
Handicap - 1400m



28 August 2024 - 16:03

Track Rating: Good 4, Weather: Fine, Rail Position: +5m Entire

Section	Overall	1200m	1000m	800m	600m	400m	200m
Section Times	1:24.36 [4] (0:13.68)	1:10.68 [3] (0:11.32)	0:59.36 [1] (0:11.88)	0:47.48 [1] (0:11.64)	0:35.84 [4] (0:11.59)	0:24.25 [4] (0:11.47)	0:12.78 [2] (0:12.78)
Average Speed [km/h]	52.7	63.7	61.0	62.7	63.3	62.6	56.4
Top Speed [km/h]	65.2	65.7	61.8	64.2	64.4	64.5	59.6
Avg. Dist. to Rail [m]	8.1	3.6	2.3	2.2	3.3	6.4	5.8
Avg. Stride Freq. [Hz]	2.3	2.3	2.3	2.3	2.4	2.5	2.3
Avg. Stride Length [m]	6.3	7.6	7.4	7.4	7.5	7.1	6.7



- [] Ranking at each section and finish
- .-.- No data available at this section
- NA No data available



Horse/Jockey Name	Imarichgirl
Final Rank	5
Fastest Section Time (Section)	0:11.25 (400m)
Top Speed [km/h] (Section)	65.3 (Overall)
Race State	Finished



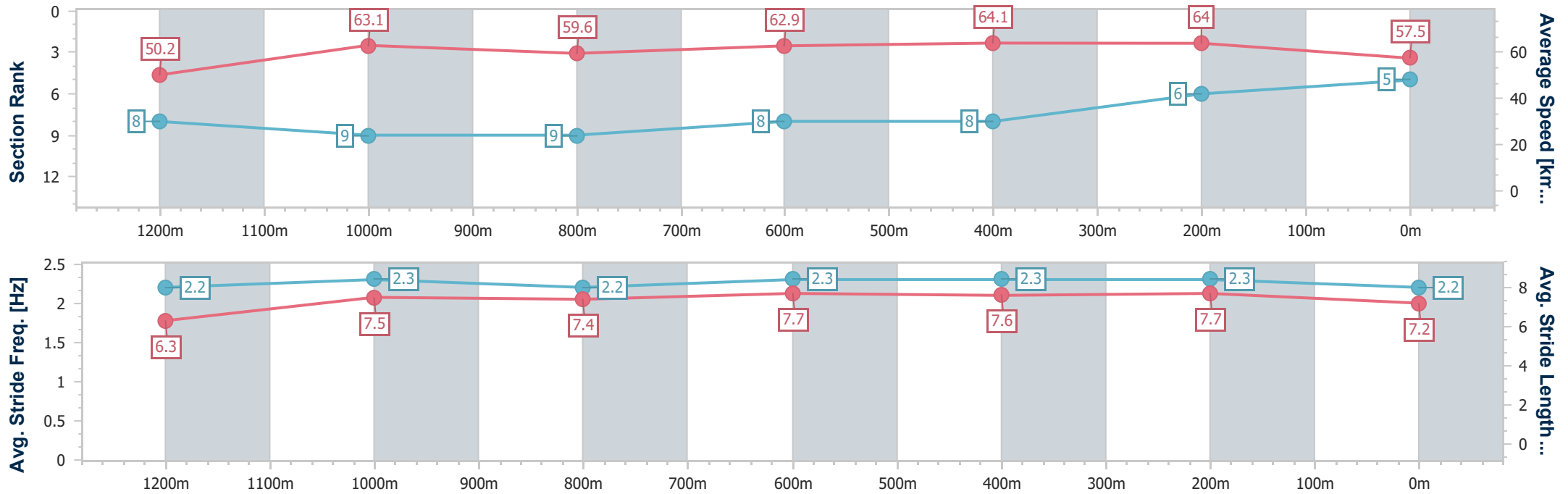
Sunshine Coast QLD Professional
Race 7: SHERRIN RENTALS Fillies & Mares BENCHMARK 65
Handicap - 1400m



28 August 2024 - 16:03

Track Rating: Good 4, Weather: Fine, Rail Position: +5m Entire

Section	Overall	1200m	1000m	800m	600m	400m	200m
Section Times	1:24.43 [5] (0:14.30)	1:10.13 [8] (0:11.43)	0:58.70 [9] (0:12.13)	0:46.57 [9] (0:11.46)	0:35.11 [8] (0:11.34)	0:23.77 [8] (0:11.25)	0:12.52 [6] (0:12.52)
Average Speed [km/h]	50.2	63.1	59.6	62.9	64.1	64.0	57.5
Top Speed [km/h]	65.3	64.9	61.1	64.2	64.9	64.8	61.5
Avg. Dist. to Rail [m]	4.0	2.7	2.0	0.3	1.4	6.3	6.7
Avg. Stride Freq. [Hz]	2.2	2.3	2.2	2.3	2.3	2.3	2.2
Avg. Stride Length [m]	6.3	7.5	7.4	7.7	7.6	7.7	7.2



- [] Ranking at each section and finish
- .-.- No data available at this section
- NA No data available



Horse/Jockey Name	Allow Me
Final Rank	6
Fastest Section Time (Section)	0:11.21 (400m)
Top Speed [km/h] (Section)	66.6 (400m)
Race State	Finished



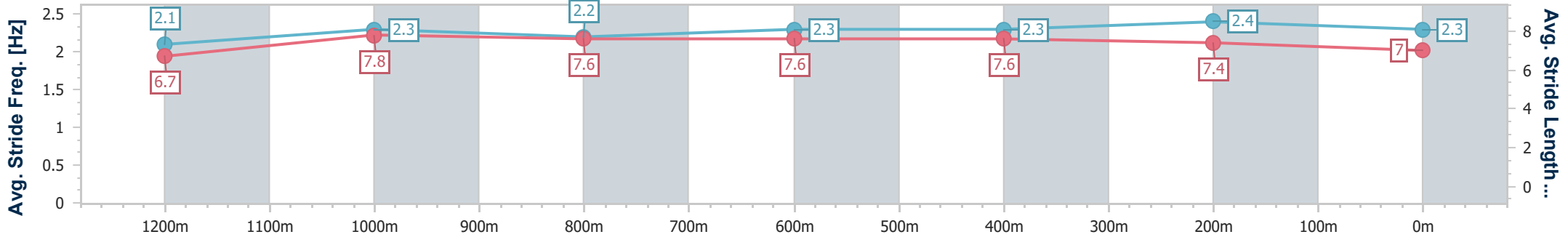
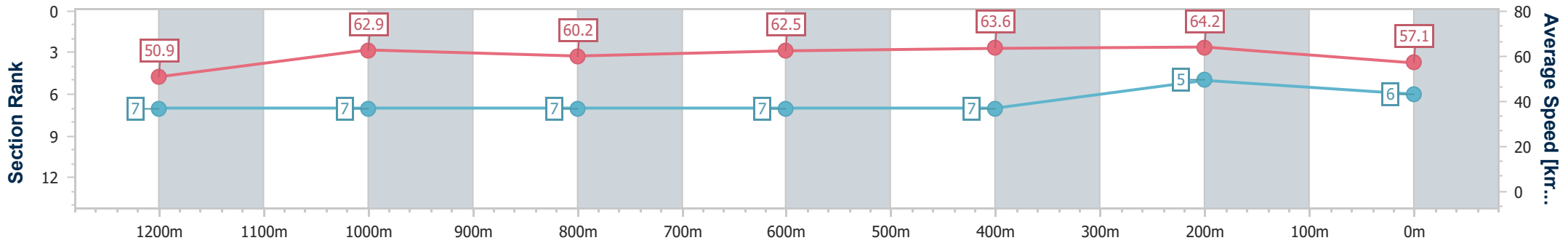
Sunshine Coast QLD Professional
 Race 7: SHERRIN RENTALS Fillies & Mares BENCHMARK 65
 Handicap - 1400m



28 August 2024 - 16:03

Track Rating: Good 4, Weather: Fine, Rail Position: +5m Entire

Section	Overall	1200m	1000m	800m	600m	400m	200m
Section Times	1:24.44 [6] (0:14.16)	1:10.28 [7] (0:11.42)	0:58.86 [7] (0:12.00)	0:46.86 [7] (0:11.59)	0:35.27 [7] (0:11.47)	0:23.80 [7] (0:11.21)	0:12.59 [5] (0:12.59)
Average Speed [km/h]	50.9	62.9	60.2	62.5	63.6	64.2	57.1
Top Speed [km/h]	65.2	65.2	61.3	62.9	65.3	66.6	61.1
Avg. Dist. to Rail [m]	5.0	2.9	1.7	0.7	2.0	9.4	9.1
Avg. Stride Freq. [Hz]	2.1	2.3	2.2	2.3	2.3	2.4	2.3
Avg. Stride Length [m]	6.7	7.8	7.6	7.6	7.6	7.4	7.0



- [] Ranking at each section and finish
- .-.- No data available at this section
- NA No data available



Horse/Jockey Name	Miliarene
Final Rank	7
Fastest Section Time (Section)	0:11.42 (800m)
Top Speed [km/h] (Section)	66.2 (1200m)
Race State	Finished



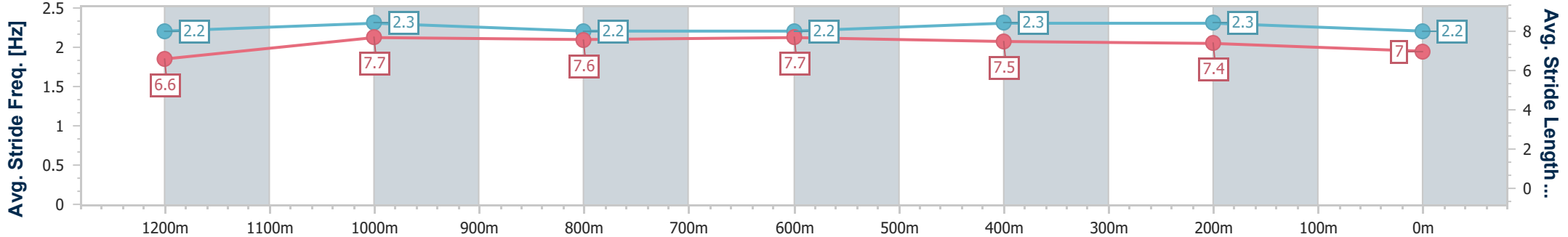
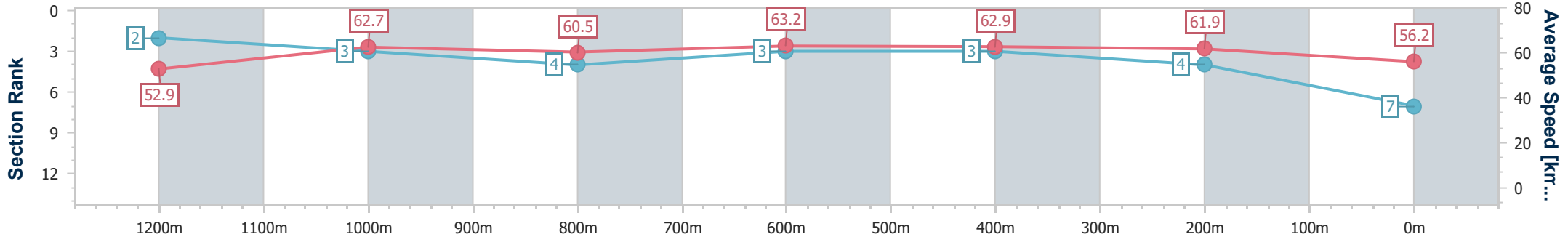
Sunshine Coast QLD Professional
 Race 7: SHERRIN RENTALS Fillies & Mares BENCHMARK 65
 Handicap - 1400m



28 August 2024 - 16:03

Track Rating: Good 4, Weather: Fine, Rail Position: +5m Entire

Section	Overall	1200m	1000m	800m	600m	400m	200m
Section Times	1:24.54 [7] (0:13.66)	1:10.88 [2] (0:11.44)	0:59.44 [3] (0:11.97)	0:47.47 [4] (0:11.42)	0:36.05 [3] (0:11.57)	0:24.48 [3] (0:11.64)	0:12.84 [4] (0:12.84)
Average Speed [km/h]	52.9	62.7	60.5	63.2	62.9	61.9	56.2
Top Speed [km/h]	66.0	66.2	61.7	63.7	63.5	64.2	59.1
Avg. Dist. to Rail [m]	6.2	2.4	1.8	0.6	1.9	3.5	3.5
Avg. Stride Freq. [Hz]	2.2	2.3	2.2	2.2	2.3	2.3	2.2
Avg. Stride Length [m]	6.6	7.7	7.6	7.7	7.5	7.4	7.0



- [] Ranking at each section and finish
- .-.- No data available at this section
- NA No data available



Horse/Jockey Name	La Seule
Final Rank	8
Fastest Section Time (Section)	0:11.46 (1200m)
Top Speed [km/h] (Section)	65.5 (Overall)
Race State	Finished



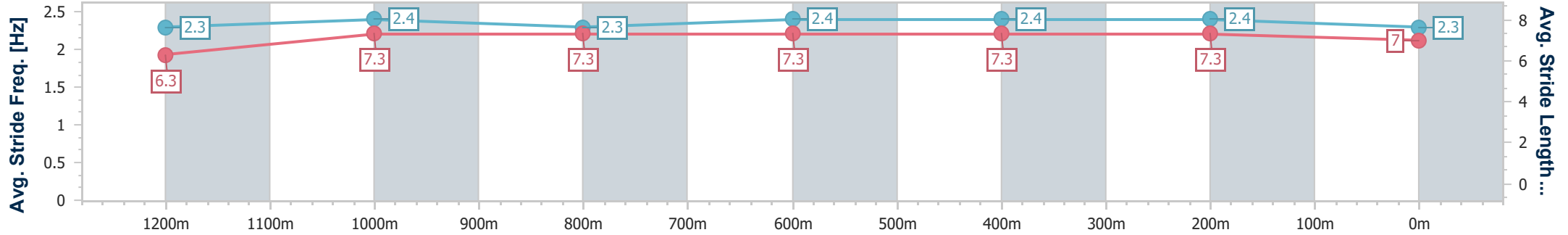
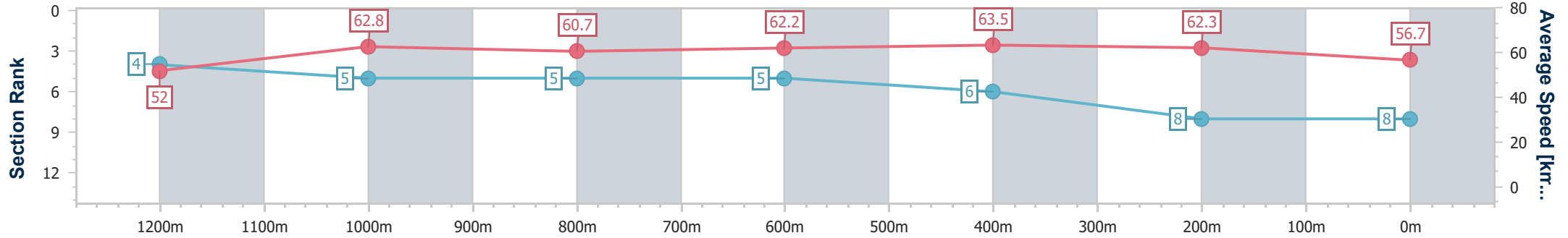
Sunshine Coast QLD Professional
Race 7: SHERRIN RENTALS Fillies & Mares BENCHMARK 65
Handicap - 1400m



28 August 2024 - 16:03

Track Rating: Good 4, Weather: Fine, Rail Position: +5m Entire

Section	Overall	1200m	1000m	800m	600m	400m	200m
Section Times	1:24.73 [8] (0:13.87)	1:10.86 [4] (0:11.46)	0:59.40 [5] (0:11.93)	0:47.47 [5] (0:11.68)	0:35.79 [5] (0:11.52)	0:24.27 [6] (0:11.56)	0:12.71 [8] (0:12.71)
Average Speed [km/h]	52.0	62.8	60.7	62.2	63.5	62.3	56.7
Top Speed [km/h]	65.5	64.3	61.6	63.9	64.3	64.1	61.1
Avg. Dist. to Rail [m]	4.9	3.3	2.4	1.7	2.8	7.9	7.8
Avg. Stride Freq. [Hz]	2.3	2.4	2.3	2.4	2.4	2.4	2.3
Avg. Stride Length [m]	6.3	7.3	7.3	7.3	7.3	7.3	7.0



- [] Ranking at each section and finish
- .-.- No data available at this section
- NA No data available



Horse/Jockey Name	Zattastar
Final Rank	9
Fastest Section Time (Section)	0:11.26 (1200m)
Top Speed [km/h] (Section)	65.6 (600m)
Race State	Finished



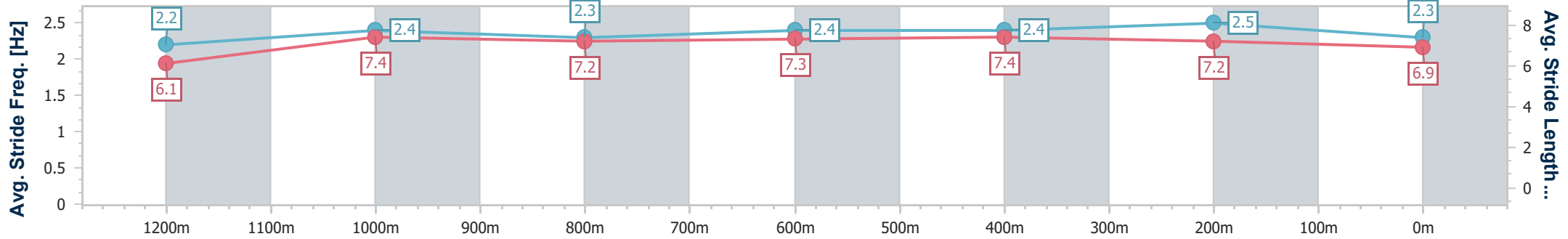
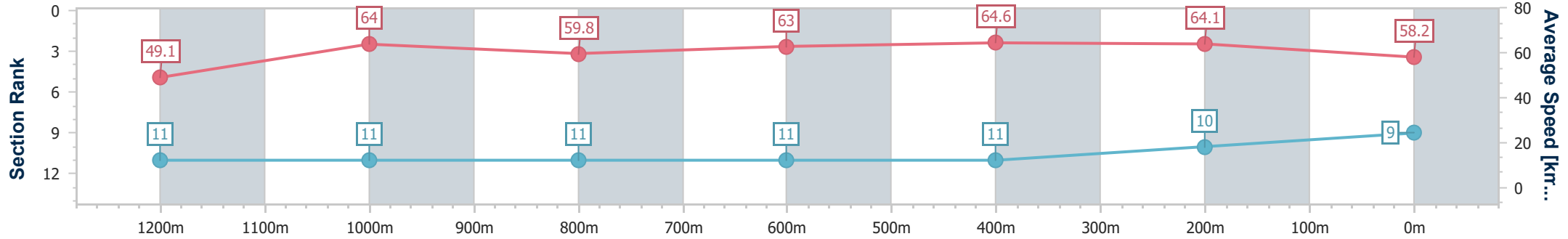
Sunshine Coast QLD Professional
 Race 7: SHERRIN RENTALS Fillies & Mares BENCHMARK 65
 Handicap - 1400m



28 August 2024 - 16:03

Track Rating: Good 4, Weather: Fine, Rail Position: +5m Entire

Section	Overall	1200m	1000m	800m	600m	400m	200m
Section Times	1:24.76 [9] (0:14.67)	1:10.09 [11] (0:11.26)	0:58.83 [11] (0:12.15)	0:46.68 [11] (0:11.67)	0:35.01 [11] (0:11.37)	0:23.64 [11] (0:11.27)	0:12.37 [10] (0:12.37)
Average Speed [km/h]	49.1	64.0	59.8	63.0	64.6	64.1	58.2
Top Speed [km/h]	63.0	65.2	62.9	65.4	65.6	65.2	62.9
Avg. Dist. to Rail [m]	8.6	3.2	3.2	3.6	3.5	9.3	9.8
Avg. Stride Freq. [Hz]	2.2	2.4	2.3	2.4	2.4	2.5	2.3
Avg. Stride Length [m]	6.1	7.4	7.2	7.3	7.4	7.2	6.9



- [] Ranking at each section and finish
- .-.- No data available at this section
- NA No data available



Horse/Jockey Name	Another Pedrille
Final Rank	10
Fastest Section Time (Section)	0:11.34 (1200m)
Top Speed [km/h] (Section)	64.5 (Overall)
Race State	Finished



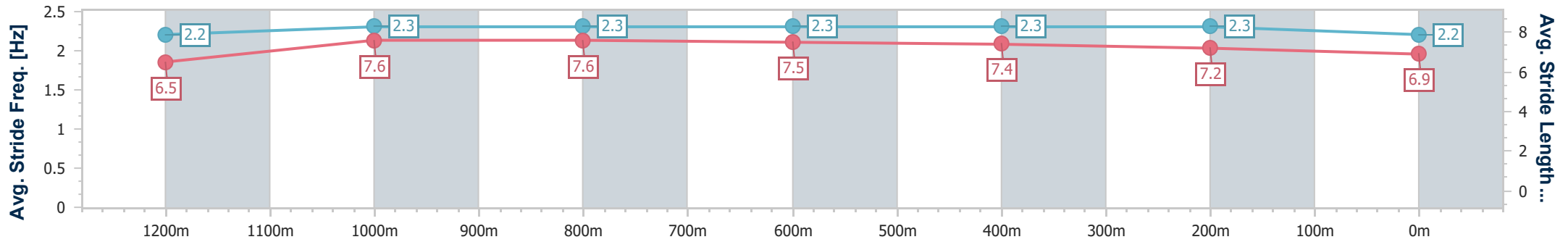
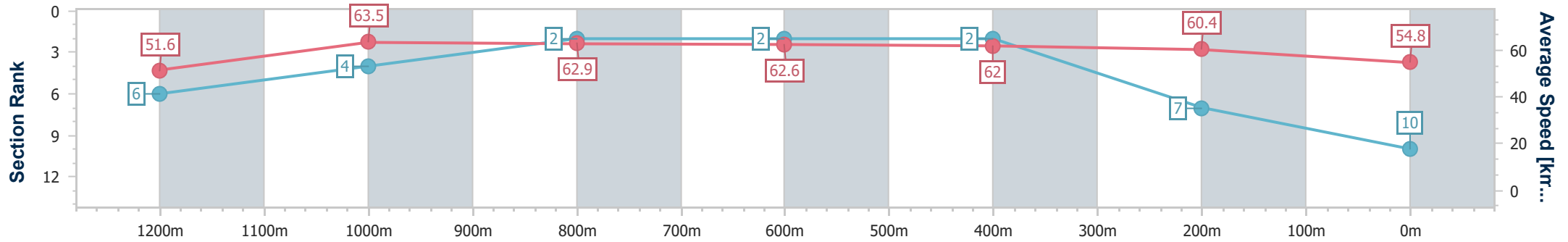
Sunshine Coast QLD Professional
Race 7: SHERRIN RENTALS Fillies & Mares BENCHMARK 65
Handicap - 1400m



28 August 2024 - 16:03

Track Rating: Good 4, Weather: Fine, Rail Position: +5m Entire

Section	Overall	1200m	1000m	800m	600m	400m	200m
Section Times	1:25.08 [10] (0:13.98)	1:11.10 [6] (0:11.34)	0:59.76 [4] (0:11.58)	0:48.18 [2] (0:11.52)	0:36.66 [2] (0:11.63)	0:25.03 [2] (0:11.88)	0:13.15 [7] (0:13.15)
Average Speed [km/h]	51.6	63.5	62.9	62.6	62.0	60.4	54.8
Top Speed [km/h]	64.5	64.3	63.1	63.5	62.9	62.1	59.0
Avg. Dist. to Rail [m]	10.7	4.3	3.6	1.2	0.8	4.2	5.5
Avg. Stride Freq. [Hz]	2.2	2.3	2.3	2.3	2.3	2.3	2.2
Avg. Stride Length [m]	6.5	7.6	7.6	7.5	7.4	7.2	6.9



- [] Ranking at each section and finish
- .-.- No data available at this section
- NA No data available



Horse/Jockey Name	Isla's Day
Final Rank	11
Fastest Section Time (Section)	0:11.40 (600m)
Top Speed [km/h] (Section)	64.6 (600m)
Race State	Finished



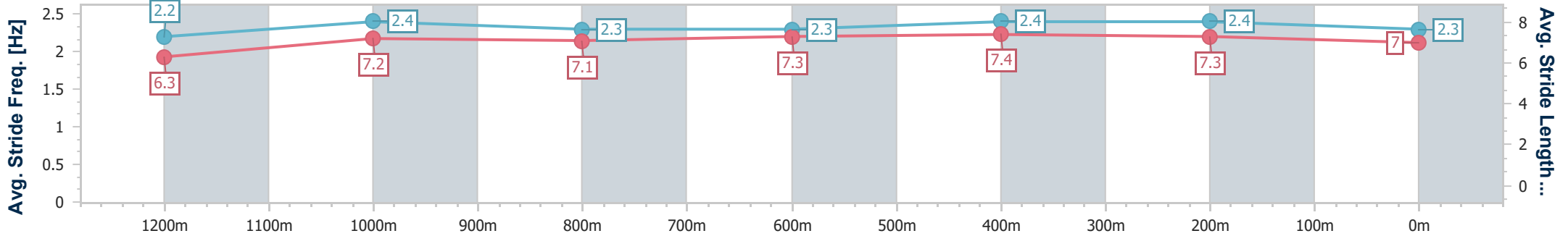
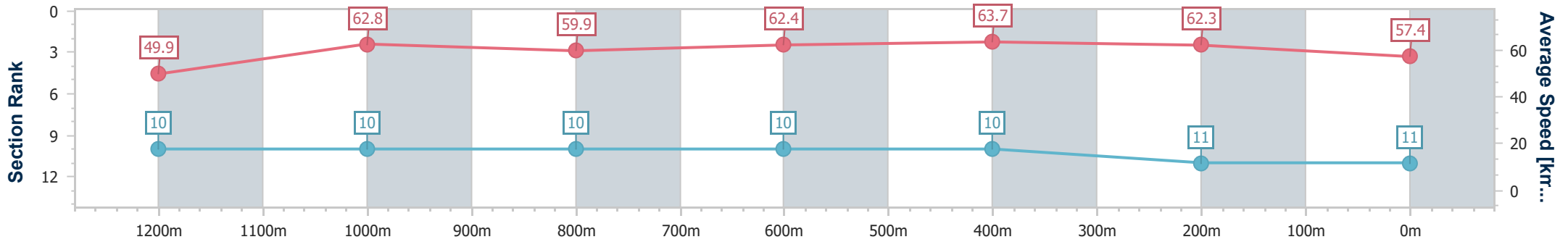
Sunshine Coast QLD Professional
Race 7: SHERRIN RENTALS Fillies & Mares BENCHMARK 65
Handicap - 1400m



28 August 2024 - 16:03

Track Rating: Good 4, Weather: Fine, Rail Position: +5m Entire

Section	Overall	1200m	1000m	800m	600m	400m	200m
Section Times	1:25.19 [11] (0:14.47)	1:10.72 [10] (0:11.45)	0:59.27 [10] (0:12.13)	0:47.14 [10] (0:11.60)	0:35.54 [10] (0:11.40)	0:24.14 [10] (0:11.56)	0:12.58 [11] (0:12.58)
Average Speed [km/h]	49.9	62.8	59.9	62.4	63.7	62.3	57.4
Top Speed [km/h]	62.4	63.5	61.4	64.1	64.6	63.7	60.8
Avg. Dist. to Rail [m]	7.0	2.6	2.2	1.5	1.5	4.1	3.7
Avg. Stride Freq. [Hz]	2.2	2.4	2.3	2.3	2.4	2.4	2.3
Avg. Stride Length [m]	6.3	7.2	7.1	7.3	7.4	7.3	7.0



- [] Ranking at each section and finish
- .-.- No data available at this section
- NA No data available



Sunshine Coast QLD Professional
Race 8: MARTIN COLLINS AUSTRALIA Colts, Geldings & Entires
BENCHMARK 65 Handicap - 1400m
28 August 2024 - 16:38



Track Rating: Good 4, Weather: Fine, Rail Position: +5m Entire

Section												Last 600m	
Field Times												0:35.35	
	Overall	1200m	1000m	800m	600m	400m							
	1:22.76 (0:13.49)	1:09.27 (0:10.88)	0:58.39 (0:11.48)	0:46.91 (0:11.56)	0:35.35 (0:11.77)	0:23.58 (0:11.75)							
Rank	TAB	Horse/Jockey	Barrier	Top Speed [km/h]	Fastest Section							Distance Travelled [m]	
1	12	THE KEWESS Andrew Mallyon	4	65.7 1200m	0:11.04 1200m	1:22.76 [1] (0:13.75)	1:09.01 [4] (0:11.04)	0:57.97 [4] (0:11.46)	0:46.51 [4] (0:11.59)	0:34.92 [5] (0:11.64)	0:23.28 [5] (0:11.45)	0:34.92	
2	10	TURBULENT Melea Castle	7	65.7 1200m	0:11.09 1200m	1:23.62 [2] (0:14.71)	1:08.91 [14] (0:11.09)	0:57.82 [14] (0:11.58)	0:46.24 [14] (0:11.60)	0:34.64 [14] (0:11.34)	0:23.30 [14] (0:11.23)	0:34.64	-1
3	1	BOOM BOOM BASIL Tahlia Fenlon	9	65.9 Overall	0:11.15 1200m	1:23.65 [3] (0:13.58)	1:10.07 [3] (0:11.15)	0:58.92 [3] (0:11.42)	0:47.50 [3] (0:11.55)	0:35.95 [3] (0:11.74)	0:24.21 [4] (0:11.70)	0:35.95	-3
4	16	BITOFTHEBLARNEY James Orman	5	65.8 600m	0:11.19 1200m	1:23.87 [4] (0:14.29)	1:09.58 [10] (0:11.19)	0:58.39 [11] (0:11.51)	0:46.88 [9] (0:11.63)	0:35.25 [10] (0:11.28)	0:23.97 [9] (0:11.48)	0:35.25	-4
5	3	SENESCHAL Cody Collis	14	66.2 800m	0:11.14 1200m	1:23.93 [5] (0:14.26)	1:09.67 [9] (0:11.14)	0:58.53 [9] (0:11.64)	0:46.89 [10] (0:11.43)	0:35.46 [9] (0:11.35)	0:24.11 [7] (0:11.49)	0:35.46	+5
6	2	PORKY Emily Lang	12	69.3 1200m	0:10.82 1200m	1:23.98 [6] (0:13.55)	1:10.43 [2] (0:10.82)	0:59.61 [1] (0:11.52)	0:48.09 [2] (0:11.68)	0:36.41 [2] (0:11.65)	0:24.76 [2] (0:11.84)	0:36.41	+1
7	13	FLYING BIRDS Sean Cormack	6	65.4 1200m	0:11.14 1200m	1:24.13 [7] (0:14.31)	1:09.82 [11] (0:11.14)	0:58.68 [10] (0:11.65)	0:47.03 [11] (0:11.62)	0:35.41 [11] (0:11.44)	0:23.97 [12] (0:11.44)	0:35.41	+1
8	14	KARAOKE AL Dan McGillivray	3	68.0 1200m	0:10.90 1200m	1:24.19 [8] (0:14.07)	1:10.12 [7] (0:10.90)	0:59.22 [6] (0:11.63)	0:47.59 [7] (0:11.77)	0:35.82 [7] (0:11.49)	0:24.33 [8] (0:11.74)	0:35.82	-2
9	17	REDEENTE CHOICE Jake Bayliss	1	67.4 Overall	0:11.16 1200m	1:24.21 [9] (0:13.84)	1:10.37 [5] (0:11.16)	0:59.21 [7] (0:11.54)	0:47.67 [6] (0:11.56)	0:36.11 [6] (0:11.52)	0:24.59 [6] (0:11.71)	0:36.11	-2
10	8	KING TARIK Justin Huxtable	8	65.0 Overall	0:11.22 1200m	1:24.36 [10] (0:14.34)	1:10.02 [12] (0:11.22)	0:58.80 [12] (0:11.56)	0:47.24 [12] (0:11.64)	0:35.60 [12] (0:11.37)	0:24.23 [11] (0:11.44)	0:35.60	-5

Scratched: Rimbaud (#5), Calcareous (#7), Neoclassicism (#9)

[] Ranking at each section and finish
 -:-:- No data available at this section
 NA No data available
 SCN Saddle cloth number
 DNF Did not finish
 DNT Did not track



Sunshine Coast QLD Professional
Race 8: MARTIN COLLINS AUSTRALIA Colts, Geldings & Entires
BENCHMARK 65 Handicap - 1400m
28 August 2024 - 16:38



Track Rating: Good 4, Weather: Fine, Rail Position: +5m Entire

Section	Overall	1200m	1000m	800m	600m	400m	Last 600m
Field Times	1:22.76 (0:13.49)	1:09.27 (0:10.88)	0:58.39 (0:11.48)	0:46.91 (0:11.56)	0:35.35 (0:11.77)	0:23.58 (0:11.75)	0:35.35

Rank	TAB	Horse/Jockey	Barrier	Top Speed [km/h]	Fastest Section	Overall	1200m	1000m	800m	600m	400m	Last 600m	Distance Travelled [m]
11	11	DEVOCEAN	13	65.3	0:11.16	1:24.48 [11]	1:09.97 [13]	0:58.81 [13]	0:47.20 [13]	0:35.61 [13]	0:24.17 [13]	0:35.61	+5
		Michael Rodd		1200m	1200m	(0:14.51)	(0:11.16)	(0:11.61)	(0:11.59)	(0:11.44)	(0:11.47)		
12	15	WHERE YA BEAN	2	65.4	0:11.13	1:24.52 [12]	1:10.52 [6]	0:59.39 [8]	0:47.70 [8]	0:36.06 [8]	0:24.43 [10]	0:36.06	+3
		Micheal Hellyer		1200m	1200m	(0:14.00)	(0:11.13)	(0:11.69)	(0:11.64)	(0:11.63)	(0:11.63)		
13	4	BILLIONAIRE BABY	16	67.1	0:10.77	1:25.09 [13]	1:10.93 [8]	1:00.16 [5]	0:48.78 [5]	0:37.25 [4]	0:25.67 [3]	0:37.25	+2
		Noel Callow		1200m	1200m	(0:14.16)	(0:10.77)	(0:11.38)	(0:11.53)	(0:11.58)	(0:12.00)		
14	6	THANKFUL HEART	11	66.9	0:10.94	1:25.42 [14]	1:11.93 [1]	1:00.99 [2]	0:49.57 [1]	0:38.01 [1]	0:26.24 [1]	0:38.01	-2
		Damien Thornton		1200m	1200m	(0:13.49)	(0:10.94)	(0:11.42)	(0:11.56)	(0:11.77)	(0:12.20)		

Scratched: Rimbaud (#5), Calcareous (#7), Neoclassicism (#9)

[] Ranking at each section and finish
 -:-:- No data available at this section
 NA No data available

SCN Saddle cloth number
 DNF Did not finish
 DNT Did not track



Sunshine Coast QLD Professional
Race 8: MARTIN COLLINS AUSTRALIA Colts, Geldings & Entires
BENCHMARK 65 Handicap - 1400m
28 August 2024 - 16:38



Track Rating: Good 4, Weather: Fine, Rail Position: +5m Entire

Section							200m			Last 600m
Field Times							0:11.83			0:35.35
							(0:11.83)			
Rank	TAB	Horse/Jockey	Barrier	Top Speed [km/h]	Fastest Section	Margin			Distance Travelled [m]	
1	12	THE KEWESS	4	65.7	0:11.04	0:11.83 [1]	1:22.76		0:34.92	
		Andrew Mallyon		1200m	1200m	(0:11.83)				
2	10	TURBULENT	7	65.7	0:11.09	0:12.07 [9]	5L		0:34.64	
		Melea Castle		1200m	1200m	(0:12.07)			-1	
3	1	BOOM BOOM BASIL	9	65.9	0:11.15	0:12.51 [3]	5.1L		0:35.95	
		Tahlia Fenlon		Overall	1200m	(0:12.51)			-3	
4	16	BITOFTHEBLARNEY	5	65.8	0:11.19	0:12.49 [6]	6.4L		0:35.25	
		James Orman		600m	1200m	(0:12.49)			-4	
5	3	SENECHAL	14	66.2	0:11.14	0:12.62 [4]	6.6L		0:35.46	
		Cody Collis		800m	1200m	(0:12.62)			+5	
6	2	PORKY	12	69.3	0:10.82	0:12.92 [2]	6.8L		0:36.41	
		Emily Lang		1200m	1200m	(0:12.92)			+1	
7	13	FLYING BIRDS	6	65.4	0:11.14	0:12.53 [11]	7.6L		0:35.41	
		Sean Cormack		1200m	1200m	(0:12.53)			+1	
8	14	KARAOKE AL	3	68.0	0:10.90	0:12.59 [12]	7.8L		0:35.82	
		Dan McGillivray		1200m	1200m	(0:12.59)			-2	
9	17	REDETE CHOICE	1	67.4	0:11.16	0:12.88 [5]	7.9L		0:36.11	
		Jake Bayliss		Overall	1200m	(0:12.88)			-2	
10	8	KING TARIK	8	65.0	0:11.22	0:12.79 [10]	8.7L		0:35.60	
		Justin Huxtable		Overall	1200m	(0:12.79)			-5	

Scratched: Rimbaud (#5), Calcareous (#7), Neoclassicism (#9)

[] Ranking at each section and finish
 -:-:- No data available at this section
 NA No data available

SCN Saddle cloth number
 DNF Did not finish
 DNT Did not track



Sunshine Coast QLD Professional
Race 8: MARTIN COLLINS AUSTRALIA Colts, Geldings & Entires
BENCHMARK 65 Handicap - 1400m
28 August 2024 - 16:38



Track Rating: Good 4, Weather: Fine, Rail Position: +5m Entire

Section							200m			Last 600m
Field Times							0:11.83 (0:11.83)			0:35.35
Rank	TAB	Horse/Jockey	Barrier	Top Speed [km/h]	Fastest Section	Margin			Distance Travelled [m]	
11	11	DEVOCEAN	13	65.3	0:11.16	0:12.70 [14]	9.2L		0:35.61	+5
		Michael Rodd		1200m	1200m	(0:12.70)				
12	15	WHERE YA BEAN	2	65.4	0:11.13	0:12.80 [13]	9.4L		0:36.06	+3
		Micheal Hellyer		1200m	1200m	(0:12.80)				
13	4	BILLIONAIR BABY	16	67.1	0:10.77	0:13.67 [8]	12.7L		0:37.25	+2
		Noel Callow		1200m	1200m	(0:13.67)				
14	6	THANKFUL HEART	11	66.9	0:10.94	0:14.04 [7]	14.5L		0:38.01	-2
		Damien Thornton		1200m	1200m	(0:14.04)				

Scratched: Rimbaud (#5), Calcareous (#7), Neoclassicism (#9)

[] Ranking at each section and finish
 -:-:-:- No data available at this section
 NA No data available

SCN Saddle cloth number
 DNF Did not finish
 DNT Did not track



Horse/Jockey Name	The Kewess
Final Rank	1
Fastest Section Time (Section)	0:11.04 (1200m)
Top Speed [km/h] (Section)	65.7 (1200m)
Race State	Finished



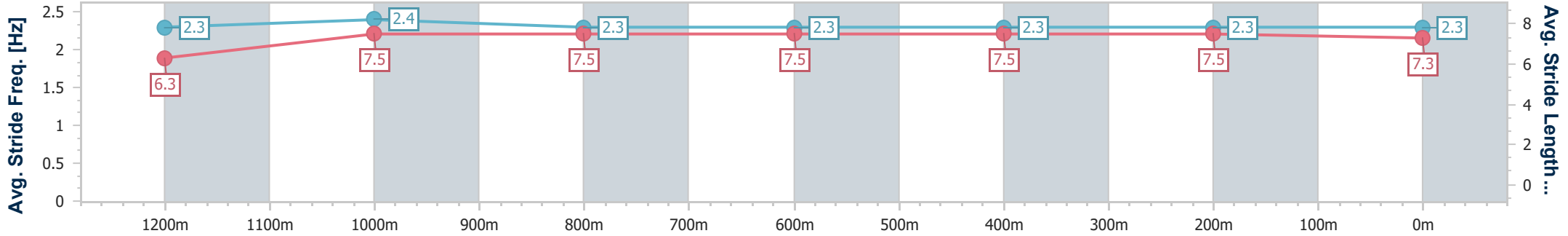
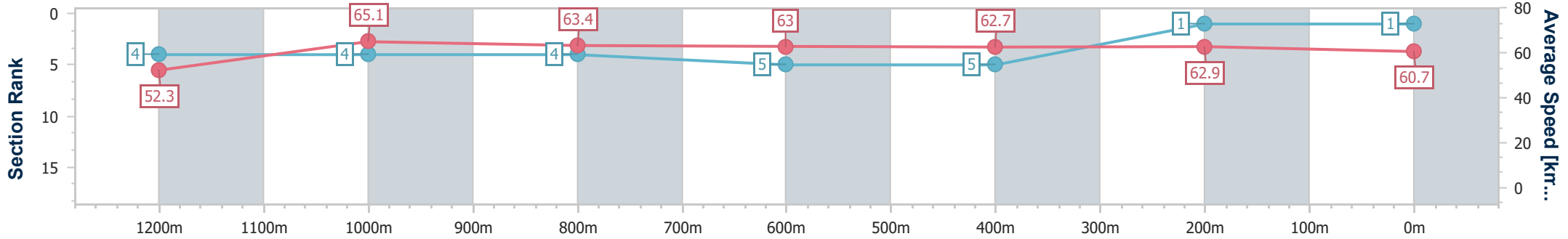
Sunshine Coast QLD Professional
 Race 8: MARTIN COLLINS AUSTRALIA Colts, Geldings & Entires BENCHMARK 65 Handicap - 1400m



28 August 2024 - 16:38

Track Rating: Good 4, Weather: Fine, Rail Position: +5m Entire

Section	Overall	1200m	1000m	800m	600m	400m	200m
Section Times	1:22.76 [1] (0:13.75)	1:09.01 [4] (0:11.04)	0:57.97 [4] (0:11.46)	0:46.51 [4] (0:11.59)	0:34.92 [5] (0:11.64)	0:23.28 [5] (0:11.45)	0:11.83 [1] (0:11.83)
Average Speed [km/h]	52.3	65.1	63.4	63.0	62.7	62.9	60.7
Top Speed [km/h]	65.4	65.7	65.2	64.6	63.8	63.3	63.3
Avg. Dist. to Rail [m]	5.5	3.5	3.2	2.2	2.0	4.2	5.9
Avg. Stride Freq. [Hz]	2.3	2.4	2.3	2.3	2.3	2.3	2.3
Avg. Stride Length [m]	6.3	7.5	7.5	7.5	7.5	7.5	7.3



- [] Ranking at each section and finish
- .-.- No data available at this section
- NA No data available



Horse/Jockey Name	Turbulent
Final Rank	2
Fastest Section Time (Section)	0:11.09 (1200m)
Top Speed [km/h] (Section)	65.7 (1200m)
Race State	Finished



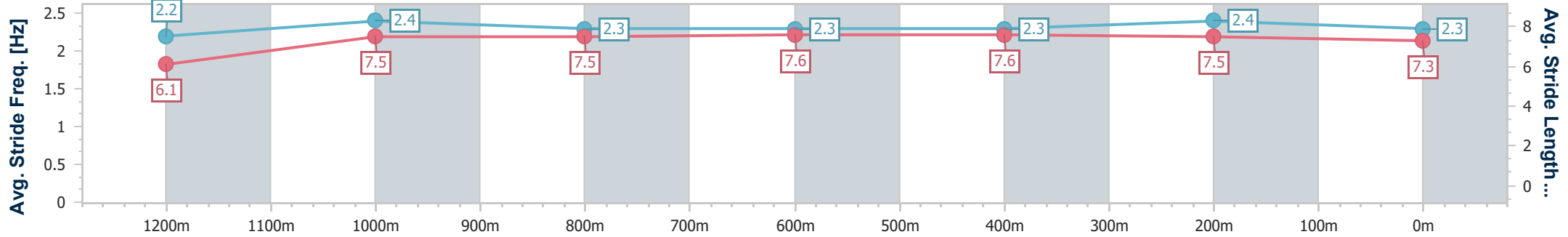
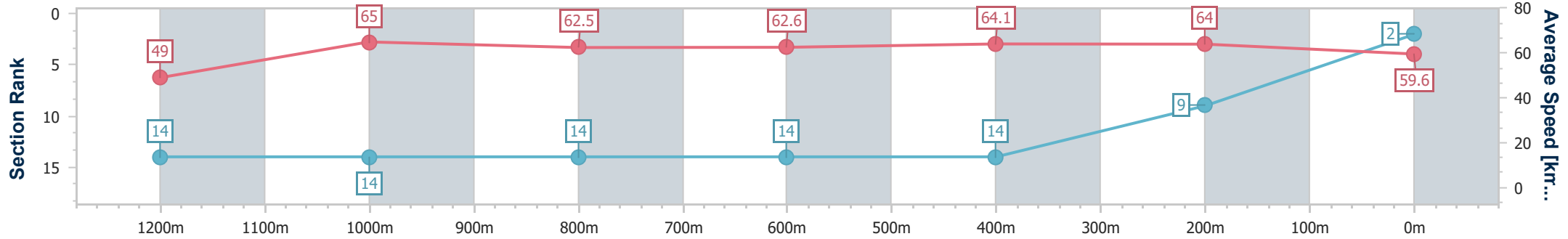
Sunshine Coast QLD Professional
 Race 8: MARTIN COLLINS AUSTRALIA Colts, Geldings & Entires BENCHMARK 65 Handicap - 1400m



28 August 2024 - 16:38

Track Rating: Good 4, Weather: Fine, Rail Position: +5m Entire

Section	Overall	1200m	1000m	800m	600m	400m	200m
Section Times	1:23.62 [2] (0:14.71)	1:08.91 [14] (0:11.09)	0:57.82 [14] (0:11.58)	0:46.24 [14] (0:11.60)	0:34.64 [14] (0:11.34)	0:23.30 [14] (0:11.23)	0:12.07 [9] (0:12.07)
Average Speed [km/h]	49.0	65.0	62.5	62.6	64.1	64.0	59.6
Top Speed [km/h]	64.7	65.7	64.4	64.2	64.9	65.4	62.1
Avg. Dist. to Rail [m]	4.7	2.2	2.4	1.5	1.3	3.9	5.9
Avg. Stride Freq. [Hz]	2.2	2.4	2.3	2.3	2.3	2.4	2.3
Avg. Stride Length [m]	6.1	7.5	7.5	7.6	7.6	7.5	7.3



- [] Ranking at each section and finish
- .-.- No data available at this section
- NA No data available



Horse/Jockey Name	Boom Boom Basil
Final Rank	3
Fastest Section Time (Section)	0:11.15 (1200m)
Top Speed [km/h] (Section)	65.9 (Overall)
Race State	Finished



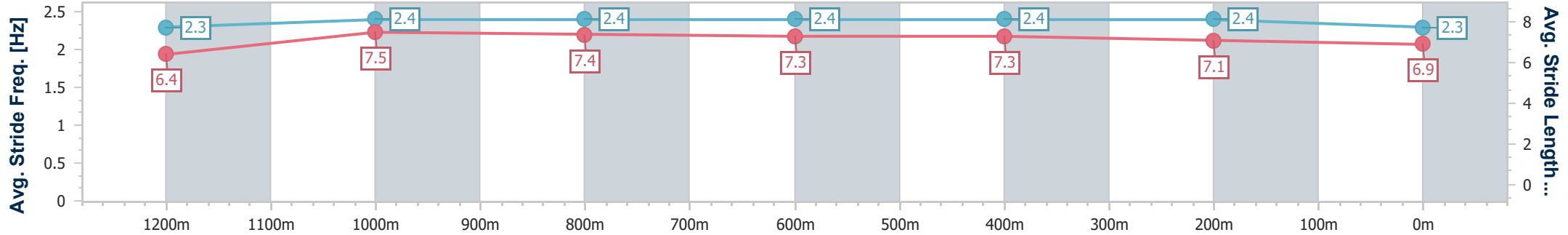
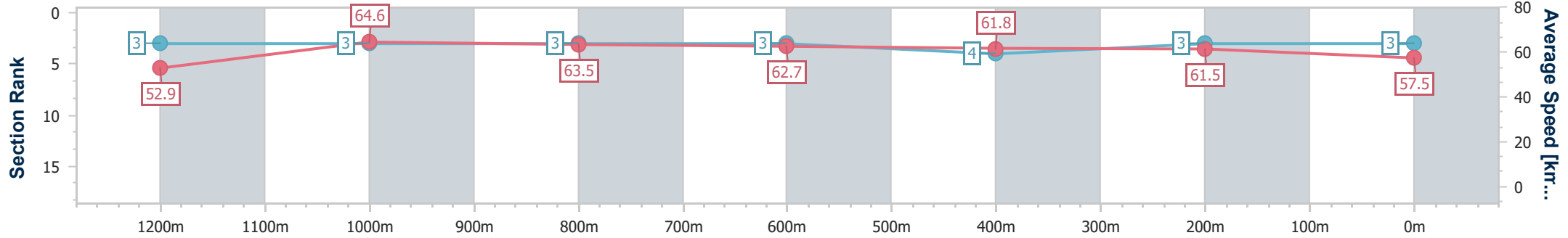
Sunshine Coast QLD Professional
 Race 8: MARTIN COLLINS AUSTRALIA Colts, Geldings & Entires BENCHMARK 65 Handicap - 1400m



28 August 2024 - 16:38

Track Rating: Good 4, Weather: Fine, Rail Position: +5m Entire

Section	Overall	1200m	1000m	800m	600m	400m	200m
Section Times	1:23.65 [3] (0:13.58)	1:10.07 [3] (0:11.15)	0:58.92 [3] (0:11.42)	0:47.50 [3] (0:11.55)	0:35.95 [3] (0:11.74)	0:24.21 [4] (0:11.70)	0:12.51 [3] (0:12.51)
Average Speed [km/h]	52.9	64.6	63.5	62.7	61.8	61.5	57.5
Top Speed [km/h]	65.9	65.9	64.7	63.2	63.3	62.6	59.7
Avg. Dist. to Rail [m]	6.6	1.3	0.8	0.9	1.6	3.6	3.8
Avg. Stride Freq. [Hz]	2.3	2.4	2.4	2.4	2.4	2.4	2.3
Avg. Stride Length [m]	6.4	7.5	7.4	7.3	7.3	7.1	6.9



- [] Ranking at each section and finish
- .-.- No data available at this section
- NA No data available



Horse/Jockey Name	Bitoftheblarney
Final Rank	4
Fastest Section Time (Section)	0:11.19 (1200m)
Top Speed [km/h] (Section)	65.8 (600m)
Race State	Finished



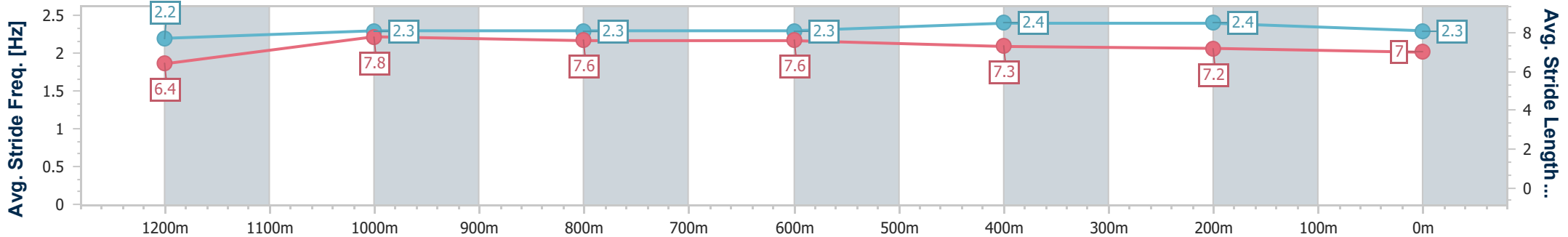
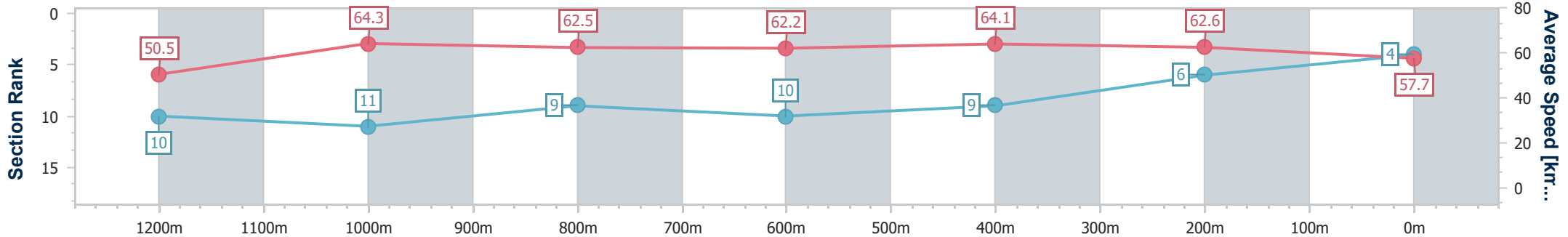
Sunshine Coast QLD Professional
 Race 8: MARTIN COLLINS AUSTRALIA Colts, Geldings & Entires BENCHMARK 65 Handicap - 1400m



28 August 2024 - 16:38

Track Rating: Good 4, Weather: Fine, Rail Position: +5m Entire

Section	Overall	1200m	1000m	800m	600m	400m	200m
Section Times	1:23.87 [4] (0:14.29)	1:09.58 [10] (0:11.19)	0:58.39 [11] (0:11.51)	0:46.88 [9] (0:11.63)	0:35.25 [10] (0:11.28)	0:23.97 [9] (0:11.48)	0:12.49 [6] (0:12.49)
Average Speed [km/h]	50.5	64.3	62.5	62.2	64.1	62.6	57.7
Top Speed [km/h]	64.8	65.7	64.5	63.7	65.8	64.1	61.7
Avg. Dist. to Rail [m]	3.3	1.1	0.7	0.3	0.6	1.5	0.8
Avg. Stride Freq. [Hz]	2.2	2.3	2.3	2.3	2.4	2.4	2.3
Avg. Stride Length [m]	6.4	7.8	7.6	7.6	7.3	7.2	7.0



- [] Ranking at each section and finish
- .-.- No data available at this section
- NA No data available



Horse/Jockey Name	Seneschal
Final Rank	5
Fastest Section Time (Section)	0:11.14 (1200m)
Top Speed [km/h] (Section)	66.2 (800m)
Race State	Finished



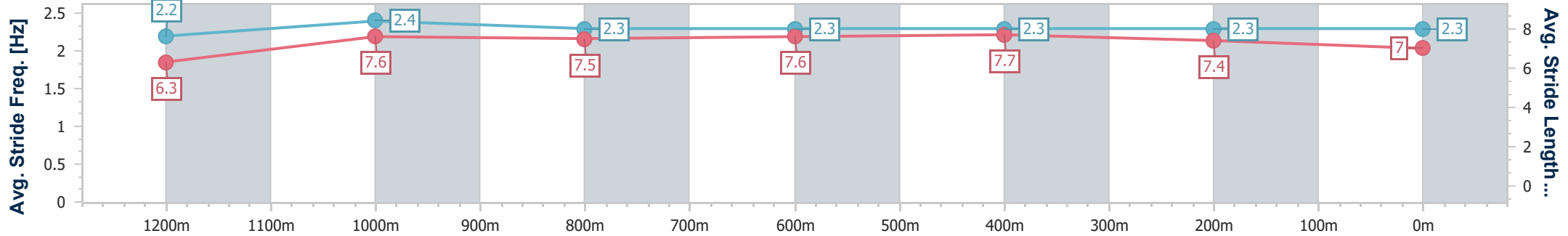
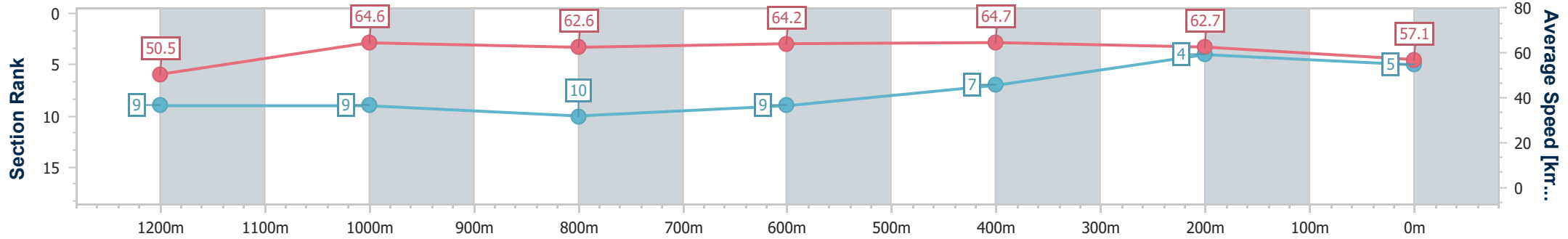
Sunshine Coast QLD Professional
 Race 8: MARTIN COLLINS AUSTRALIA Colts, Geldings & Entires BENCHMARK 65 Handicap - 1400m



28 August 2024 - 16:38

Track Rating: Good 4, Weather: Fine, Rail Position: +5m Entire

Section	Overall	1200m	1000m	800m	600m	400m	200m
Section Times	1:23.93 [5] (0:14.26)	1:09.67 [9] (0:11.14)	0:58.53 [9] (0:11.64)	0:46.89 [10] (0:11.43)	0:35.46 [9] (0:11.35)	0:24.11 [7] (0:11.49)	0:12.62 [4] (0:12.62)
Average Speed [km/h]	50.5	64.6	62.6	64.2	64.7	62.7	57.1
Top Speed [km/h]	65.5	65.9	64.1	66.2	66.2	64.4	60.0
Avg. Dist. to Rail [m]	9.9	4.7	4.0	3.3	3.6	9.2	9.0
Avg. Stride Freq. [Hz]	2.2	2.4	2.3	2.3	2.3	2.3	2.3
Avg. Stride Length [m]	6.3	7.6	7.5	7.6	7.7	7.4	7.0



- [] Ranking at each section and finish
- .-.- No data available at this section
- NA No data available



Horse/Jockey Name	Porky
Final Rank	6
Fastest Section Time (Section)	0:10.82 (1200m)
Top Speed [km/h] (Section)	69.3 (1200m)
Race State	Finished



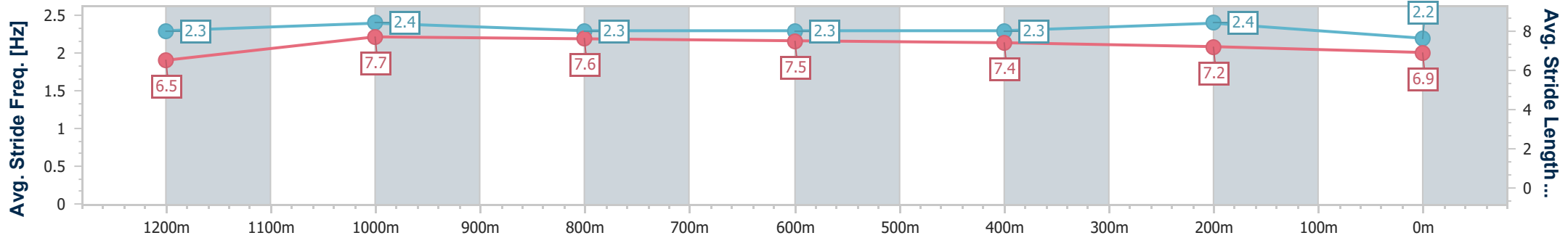
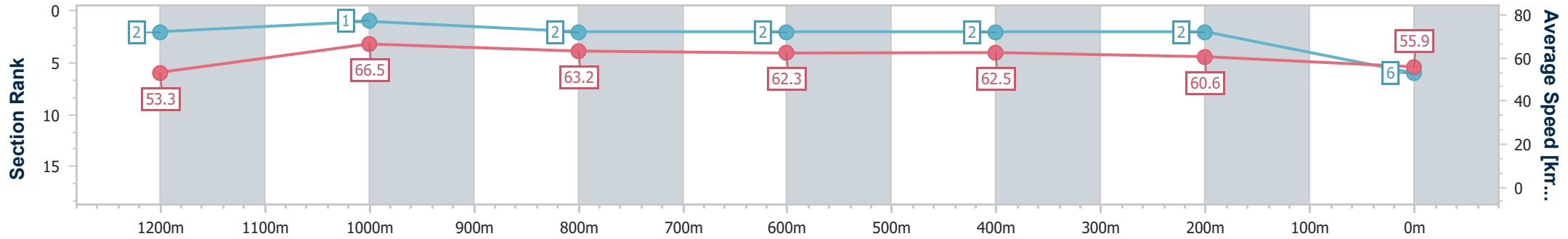
Sunshine Coast QLD Professional
 Race 8: MARTIN COLLINS AUSTRALIA Colts, Geldings & Entires BENCHMARK 65 Handicap - 1400m



28 August 2024 - 16:38

Track Rating: Good 4, Weather: Fine, Rail Position: +5m Entire

Section	Overall	1200m	1000m	800m	600m	400m	200m
Section Times	1:23.98 [6] (0:13.55)	1:10.43 [2] (0:10.82)	0:59.61 [1] (0:11.52)	0:48.09 [2] (0:11.68)	0:36.41 [2] (0:11.65)	0:24.76 [2] (0:11.84)	0:12.92 [2] (0:12.92)
Average Speed [km/h]	53.3	66.5	63.2	62.3	62.5	60.6	55.9
Top Speed [km/h]	69.2	69.3	64.8	63.2	63.3	63.2	58.7
Avg. Dist. to Rail [m]	11.0	5.9	3.9	2.3	1.3	2.6	3.7
Avg. Stride Freq. [Hz]	2.3	2.4	2.3	2.3	2.3	2.4	2.2
Avg. Stride Length [m]	6.5	7.7	7.6	7.5	7.4	7.2	6.9



- [] Ranking at each section and finish
- .-.-.- No data available at this section
- NA No data available



Horse/Jockey Name	Flying Birds
Final Rank	7
Fastest Section Time (Section)	0:11.14 (1200m)
Top Speed [km/h] (Section)	65.4 (1200m)
Race State	Finished



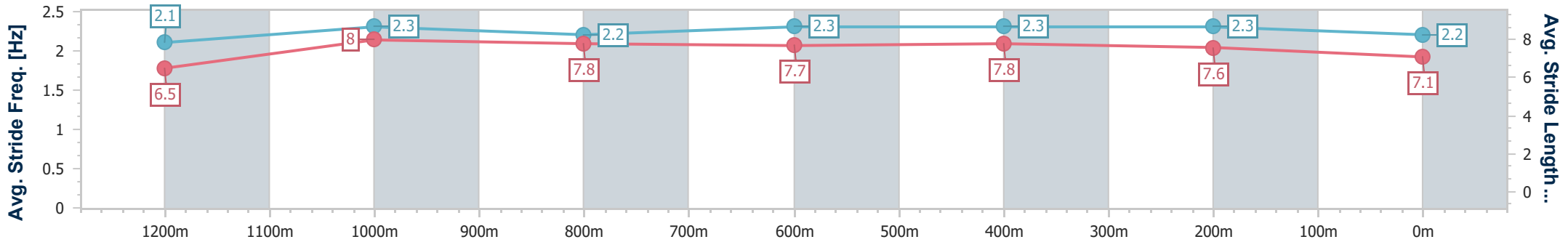
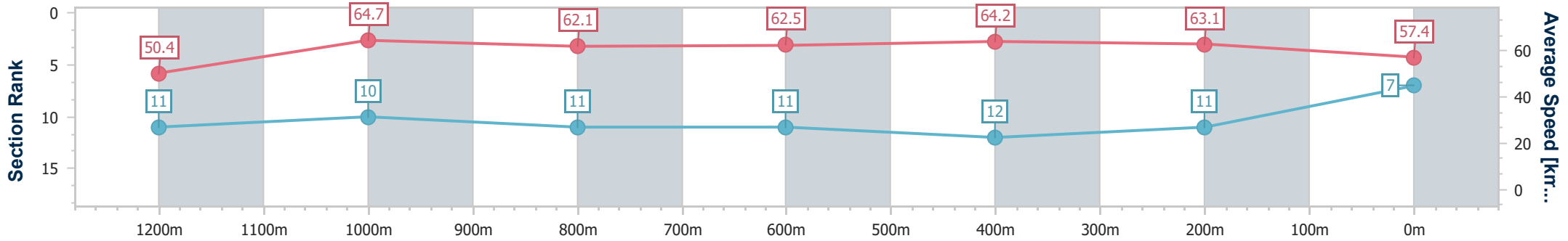
Sunshine Coast QLD Professional
 Race 8: MARTIN COLLINS AUSTRALIA Colts, Geldings & Entires BENCHMARK 65 Handicap - 1400m



28 August 2024 - 16:38

Track Rating: Good 4, Weather: Fine, Rail Position: +5m Entire

Section	Overall	1200m	1000m	800m	600m	400m	200m
Section Times	1:24.13 [7] (0:14.31)	1:09.82 [11] (0:11.14)	0:58.68 [10] (0:11.65)	0:47.03 [11] (0:11.62)	0:35.41 [11] (0:11.44)	0:23.97 [12] (0:11.44)	0:12.53 [11] (0:12.53)
Average Speed [km/h]	50.4	64.7	62.1	62.5	64.2	63.1	57.4
Top Speed [km/h]	64.3	65.4	63.8	63.8	65.1	64.7	59.6
Avg. Dist. to Rail [m]	5.8	2.6	1.7	1.6	3.4	8.1	9.2
Avg. Stride Freq. [Hz]	2.1	2.3	2.2	2.3	2.3	2.3	2.2
Avg. Stride Length [m]	6.5	8.0	7.8	7.7	7.8	7.6	7.1



- [] Ranking at each section and finish
- .-.- No data available at this section
- NA No data available



Horse/Jockey Name	Karaoke AI
Final Rank	8
Fastest Section Time (Section)	0:10.90 (1200m)
Top Speed [km/h] (Section)	68.0 (1200m)
Race State	Finished



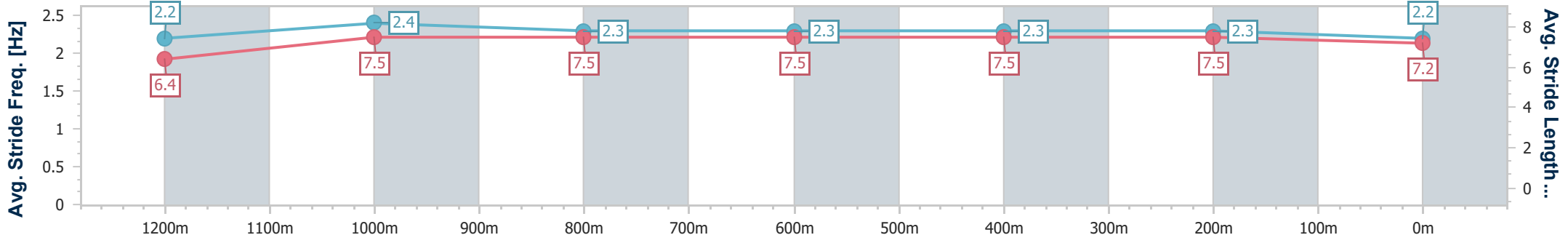
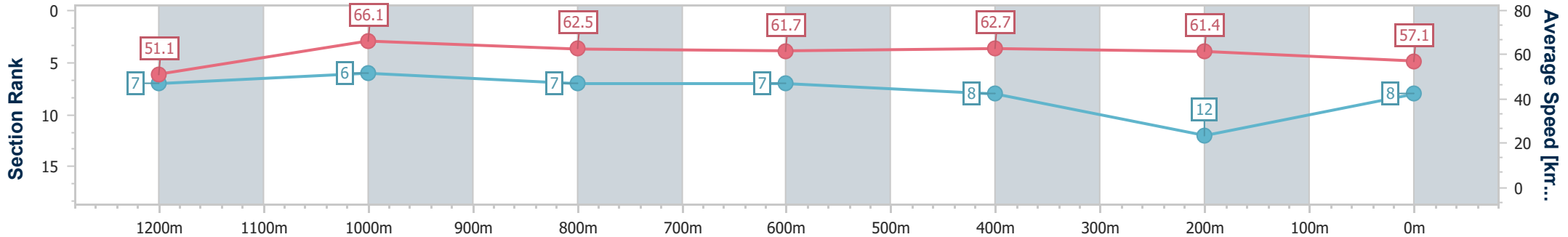
Sunshine Coast QLD Professional
 Race 8: MARTIN COLLINS AUSTRALIA Colts, Geldings & Entires BENCHMARK 65 Handicap - 1400m



28 August 2024 - 16:38

Track Rating: Good 4, Weather: Fine, Rail Position: +5m Entire

Section	Overall	1200m	1000m	800m	600m	400m	200m
Section Times	1:24.19 [8] (0:14.07)	1:10.12 [7] (0:10.90)	0:59.22 [6] (0:11.63)	0:47.59 [7] (0:11.77)	0:35.82 [7] (0:11.49)	0:24.33 [8] (0:11.74)	0:12.59 [12] (0:12.59)
Average Speed [km/h]	51.1	66.1	62.5	61.7	62.7	61.4	57.1
Top Speed [km/h]	65.9	68.0	63.7	63.2	63.2	63.5	59.3
Avg. Dist. to Rail [m]	4.2	4.6	3.7	1.9	0.9	5.3	7.0
Avg. Stride Freq. [Hz]	2.2	2.4	2.3	2.3	2.3	2.3	2.2
Avg. Stride Length [m]	6.4	7.5	7.5	7.5	7.5	7.5	7.2



- [] Ranking at each section and finish
- .-.- No data available at this section
- NA No data available



Horse/Jockey Name	Redente Choice
Final Rank	9
Fastest Section Time (Section)	0:11.16 (1200m)
Top Speed [km/h] (Section)	67.4 (Overall)
Race State	Finished



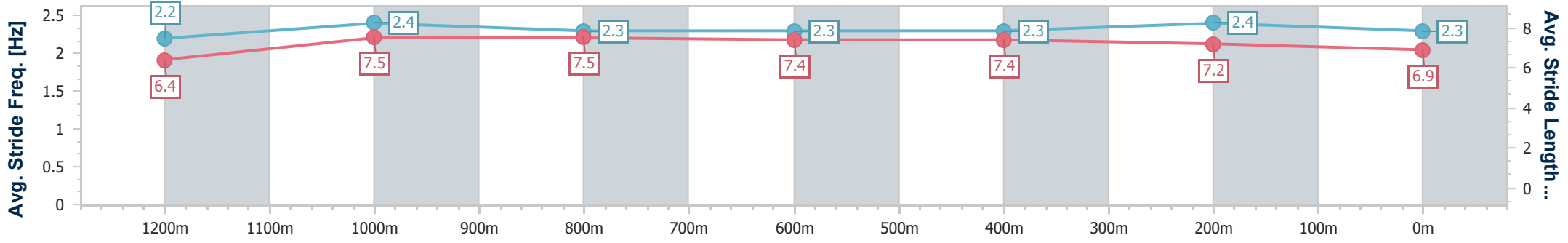
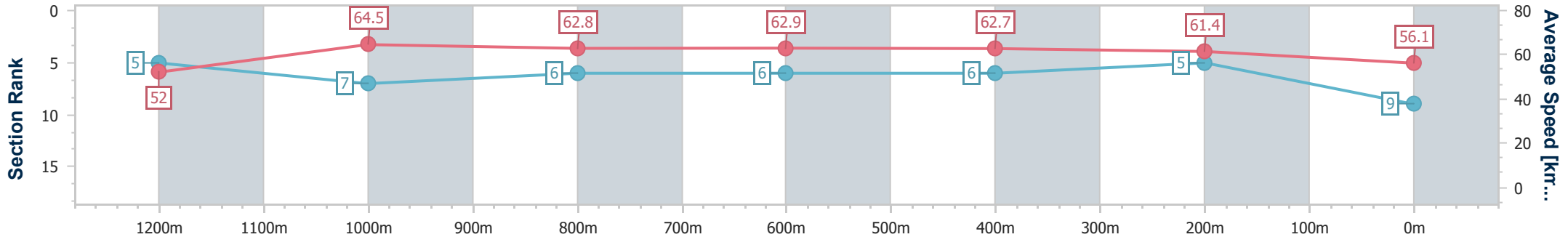
Sunshine Coast QLD Professional
 Race 8: MARTIN COLLINS AUSTRALIA Colts, Geldings & Entires BENCHMARK 65 Handicap - 1400m



28 August 2024 - 16:38

Track Rating: Good 4, Weather: Fine, Rail Position: +5m Entire

Section	Overall	1200m	1000m	800m	600m	400m	200m
Section Times	1:24.21 [9] (0:13.84)	1:10.37 [5] (0:11.16)	0:59.21 [7] (0:11.54)	0:47.67 [6] (0:11.56)	0:36.11 [6] (0:11.52)	0:24.59 [6] (0:11.71)	0:12.88 [5] (0:12.88)
Average Speed [km/h]	52.0	64.5	62.8	62.9	62.7	61.4	56.1
Top Speed [km/h]	67.4	66.4	63.9	65.0	65.1	62.8	59.6
Avg. Dist. to Rail [m]	2.6	2.3	2.0	1.3	0.8	4.9	6.4
Avg. Stride Freq. [Hz]	2.2	2.4	2.3	2.3	2.3	2.4	2.3
Avg. Stride Length [m]	6.4	7.5	7.5	7.4	7.4	7.2	6.9



- [] Ranking at each section and finish
- .-.- No data available at this section
- NA No data available



Horse/Jockey Name	King Tarik
Final Rank	10
Fastest Section Time (Section)	0:11.22 (1200m)
Top Speed [km/h] (Section)	65.0 (Overall)
Race State	Finished



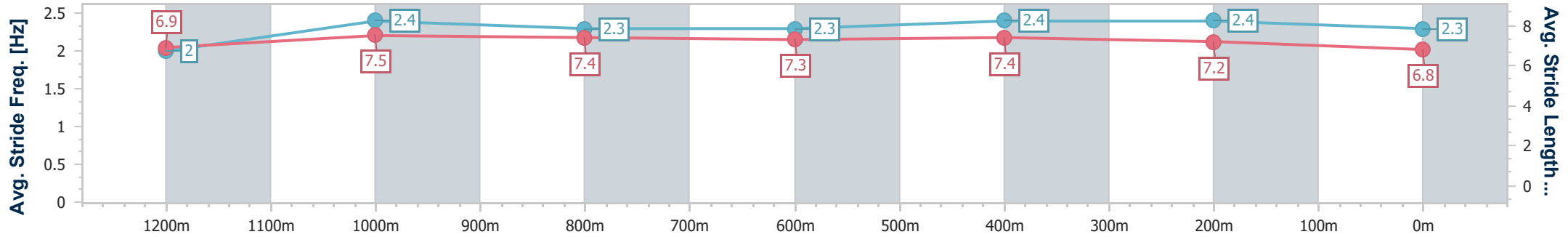
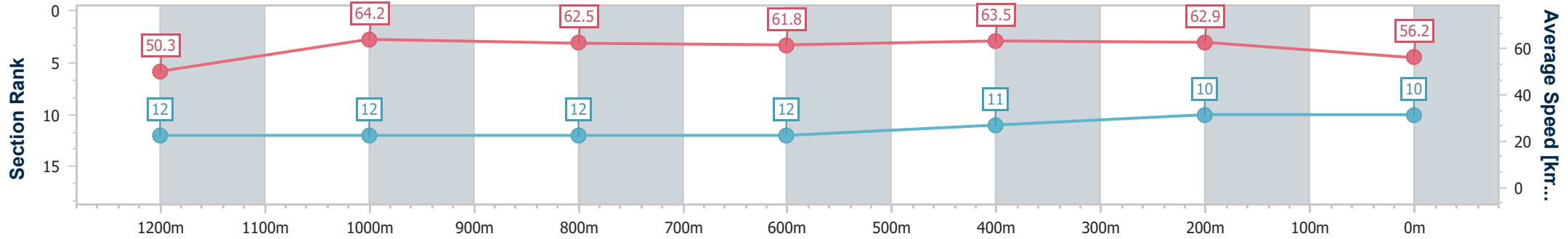
Sunshine Coast QLD Professional
 Race 8: MARTIN COLLINS AUSTRALIA Colts, Geldings & Entires BENCHMARK 65 Handicap - 1400m



28 August 2024 - 16:38

Track Rating: Good 4, Weather: Fine, Rail Position: +5m Entire

Section	Overall	1200m	1000m	800m	600m	400m	200m
Section Times	1:24.36 [10] (0:14.34)	1:10.02 [12] (0:11.22)	0:58.80 [12] (0:11.56)	0:47.24 [12] (0:11.64)	0:35.60 [12] (0:11.37)	0:24.23 [11] (0:11.44)	0:12.79 [10] (0:12.79)
Average Speed [km/h]	50.3	64.2	62.5	61.8	63.5	62.9	56.2
Top Speed [km/h]	65.0	64.6	64.0	63.4	64.1	64.6	60.1
Avg. Dist. to Rail [m]	4.6	1.0	1.2	0.4	0.5	3.2	4.4
Avg. Stride Freq. [Hz]	2.0	2.4	2.3	2.3	2.4	2.4	2.3
Avg. Stride Length [m]	6.9	7.5	7.4	7.3	7.4	7.2	6.8



- [] Ranking at each section and finish
- .-.- No data available at this section
- NA No data available



Horse/Jockey Name	Devocean
Final Rank	11
Fastest Section Time (Section)	0:11.16 (1200m)
Top Speed [km/h] (Section)	65.3 (1200m)
Race State	Finished



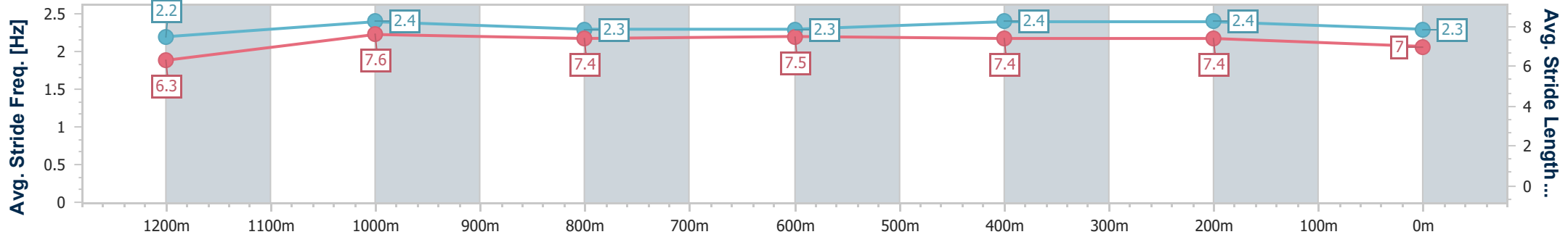
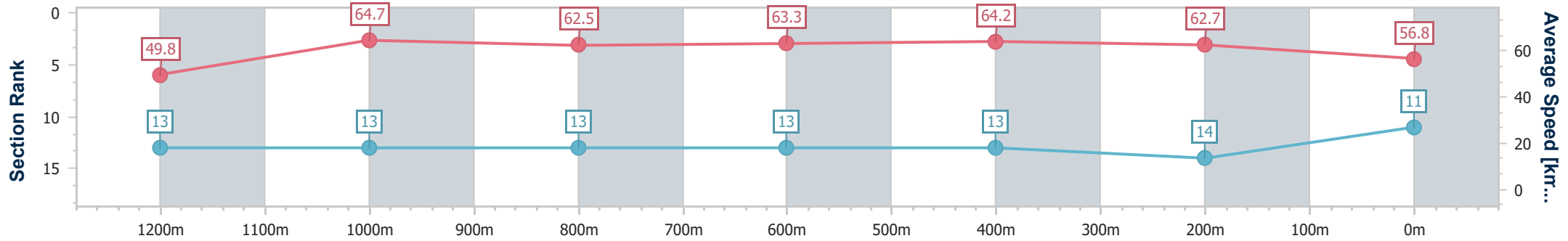
Sunshine Coast QLD Professional
 Race 8: MARTIN COLLINS AUSTRALIA Colts, Geldings & Entires BENCHMARK 65 Handicap - 1400m



28 August 2024 - 16:38

Track Rating: Good 4, Weather: Fine, Rail Position: +5m Entire

Section	Overall	1200m	1000m	800m	600m	400m	200m
Section Times	1:24.48 [11] (0:14.51)	1:09.97 [13] (0:11.16)	0:58.81 [13] (0:11.61)	0:47.20 [13] (0:11.59)	0:35.61 [13] (0:11.44)	0:24.17 [13] (0:11.47)	0:12.70 [14] (0:12.70)
Average Speed [km/h]	49.8	64.7	62.5	63.3	64.2	62.7	56.8
Top Speed [km/h]	63.5	65.3	64.6	64.8	65.0	64.7	60.3
Avg. Dist. to Rail [m]	8.1	3.5	3.2	3.2	3.5	7.7	8.8
Avg. Stride Freq. [Hz]	2.2	2.4	2.3	2.3	2.4	2.4	2.3
Avg. Stride Length [m]	6.3	7.6	7.4	7.5	7.4	7.4	7.0



- [] Ranking at each section and finish
- .-.- No data available at this section
- NA No data available



Horse/Jockey Name	Where Ya Bean
Final Rank	12
Fastest Section Time (Section)	0:11.13 (1200m)
Top Speed [km/h] (Section)	65.4 (1200m)
Race State	Finished



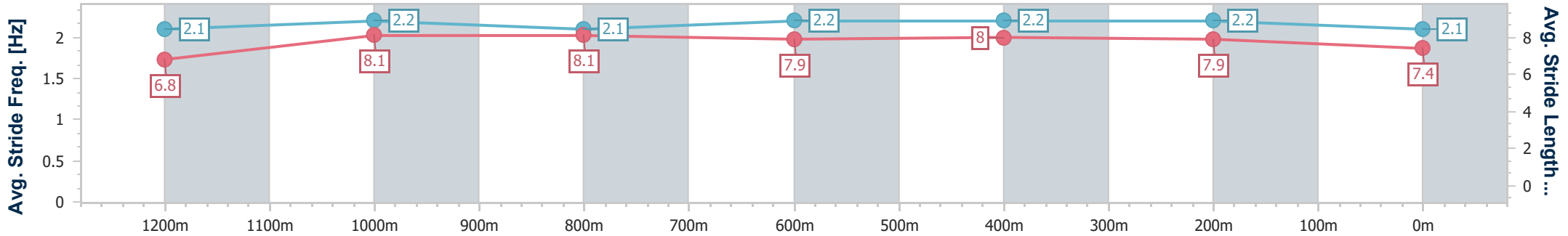
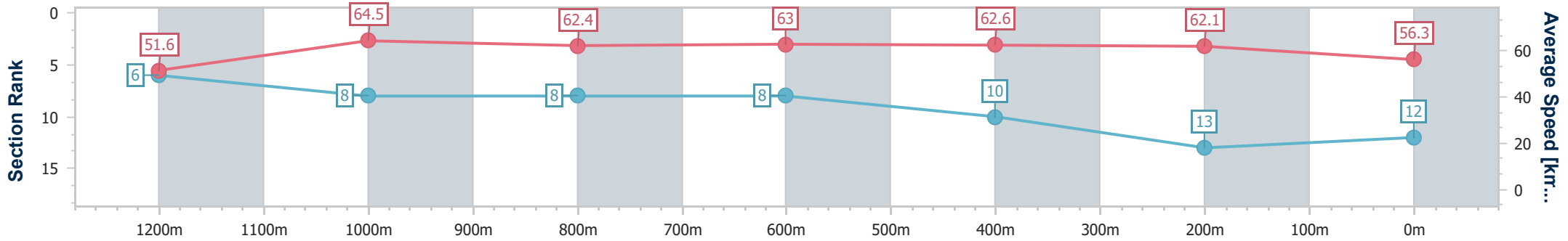
Sunshine Coast QLD Professional
 Race 8: MARTIN COLLINS AUSTRALIA Colts, Geldings & Entires BENCHMARK 65 Handicap - 1400m



28 August 2024 - 16:38

Track Rating: Good 4, Weather: Fine, Rail Position: +5m Entire

Section	Overall	1200m	1000m	800m	600m	400m	200m
Section Times	1:24.52 [12] (0:14.00)	1:10.52 [6] (0:11.13)	0:59.39 [8] (0:11.69)	0:47.70 [8] (0:11.64)	0:36.06 [8] (0:11.63)	0:24.43 [10] (0:11.63)	0:12.80 [13] (0:12.80)
Average Speed [km/h]	51.6	64.5	62.4	63.0	62.6	62.1	56.3
Top Speed [km/h]	65.2	65.4	63.3	64.6	64.2	63.1	59.3
Avg. Dist. to Rail [m]	3.9	3.5	3.4	2.9	2.5	5.4	5.2
Avg. Stride Freq. [Hz]	2.1	2.2	2.1	2.2	2.2	2.2	2.1
Avg. Stride Length [m]	6.8	8.1	8.1	7.9	8.0	7.9	7.4



- [] Ranking at each section and finish
- .-.- No data available at this section
- NA No data available



Horse/Jockey Name	Billionair Baby
Final Rank	13
Fastest Section Time (Section)	0:10.77 (1200m)
Top Speed [km/h] (Section)	67.1 (1200m)
Race State	Finished



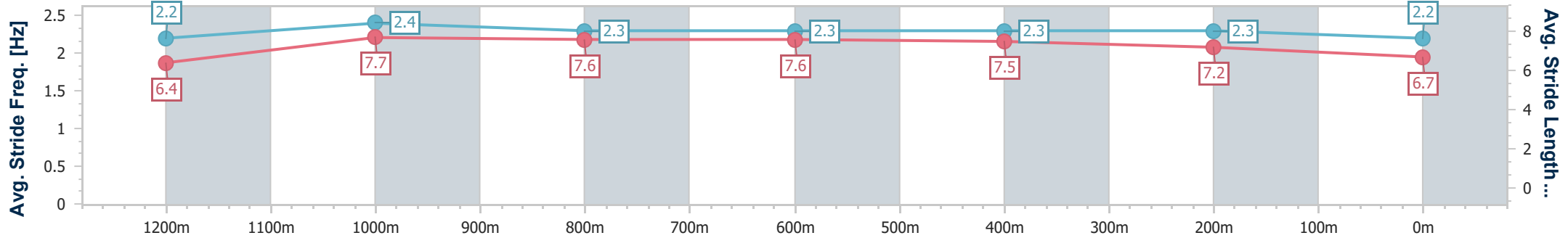
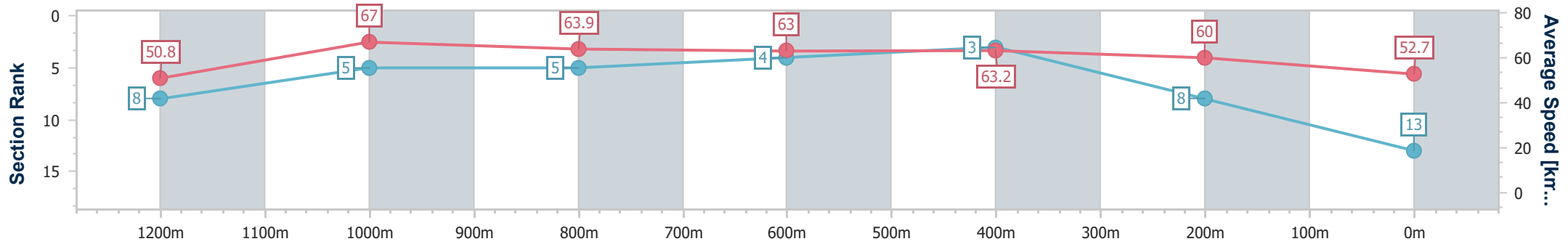
Sunshine Coast QLD Professional
 Race 8: MARTIN COLLINS AUSTRALIA Colts, Geldings & Entires BENCHMARK 65 Handicap - 1400m



28 August 2024 - 16:38

Track Rating: Good 4, Weather: Fine, Rail Position: +5m Entire

Section	Overall	1200m	1000m	800m	600m	400m	200m
Section Times	1:25.09 [13] (0:14.16)	1:10.93 [8] (0:10.77)	1:00.16 [5] (0:11.38)	0:48.78 [5] (0:11.53)	0:37.25 [4] (0:11.58)	0:25.67 [3] (0:12.00)	0:13.67 [8] (0:13.67)
Average Speed [km/h]	50.8	67.0	63.9	63.0	63.2	60.0	52.7
Top Speed [km/h]	66.1	67.1	66.4	64.8	64.3	61.7	58.1
Avg. Dist. to Rail [m]	11.3	4.8	3.3	2.2	2.8	5.5	6.7
Avg. Stride Freq. [Hz]	2.2	2.4	2.3	2.3	2.3	2.3	2.2
Avg. Stride Length [m]	6.4	7.7	7.6	7.6	7.5	7.2	6.7



- [] Ranking at each section and finish
- .-.- No data available at this section
- NA No data available



Horse/Jockey Name	Thankful Heart
Final Rank	14
Fastest Section Time (Section)	0:10.94 (1200m)
Top Speed [km/h] (Section)	66.9 (1200m)
Race State	Finished



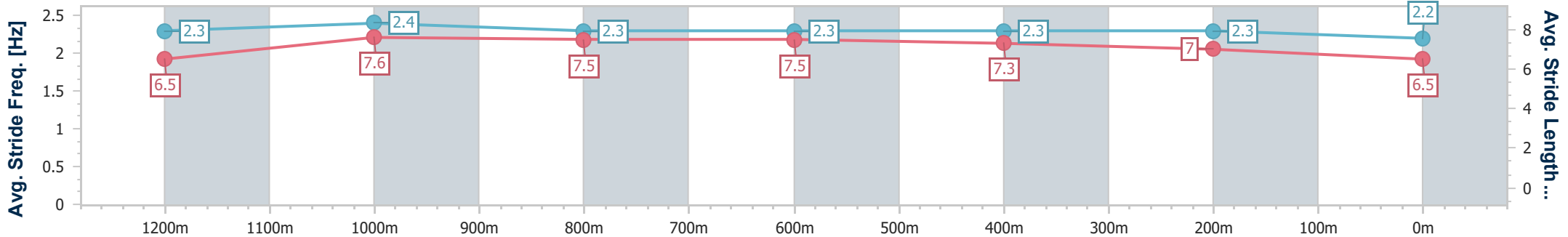
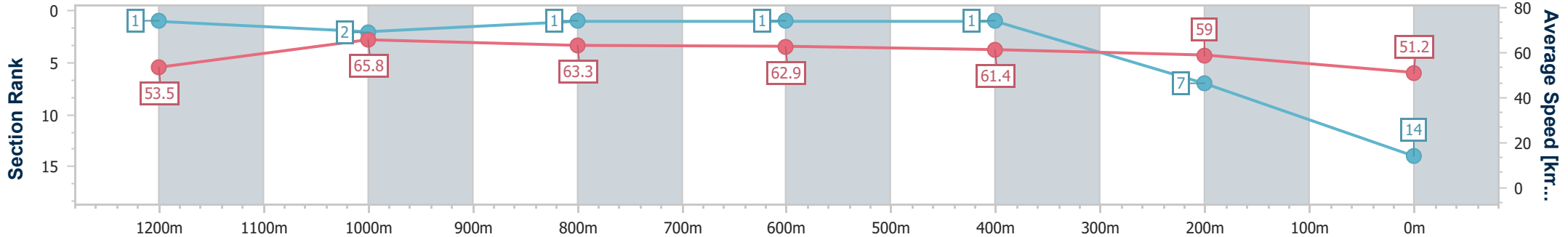
Sunshine Coast QLD Professional
 Race 8: MARTIN COLLINS AUSTRALIA Colts, Geldings & Entires BENCHMARK 65 Handicap - 1400m



28 August 2024 - 16:38

Track Rating: Good 4, Weather: Fine, Rail Position: +5m Entire

Section	Overall	1200m	1000m	800m	600m	400m	200m
Section Times	1:25.42 [14] (0:13.49)	1:11.93 [1] (0:10.94)	1:00.99 [2] (0:11.42)	0:49.57 [1] (0:11.56)	0:38.01 [1] (0:11.77)	0:26.24 [1] (0:12.20)	0:14.04 [7] (0:14.04)
Average Speed [km/h]	53.5	65.8	63.3	62.9	61.4	59.0	51.2
Top Speed [km/h]	66.3	66.9	64.3	63.4	62.4	61.5	55.8
Avg. Dist. to Rail [m]	9.7	4.4	2.3	1.4	0.9	1.3	2.0
Avg. Stride Freq. [Hz]	2.3	2.4	2.3	2.3	2.3	2.3	2.2
Avg. Stride Length [m]	6.5	7.6	7.5	7.5	7.3	7.0	6.5



- [] Ranking at each section and finish
- .-.- No data available at this section
- NA No data available