



Toowoomba QLD Professional

Race 3: QUEENSLAND COTTON Class 1 Plate - 1625m

24 August 2024 - 18:01



Track Rating: Good 4, Weather: Fine, Rail Position: +1.5m 1600m-1400m, +0m Remainder

Section	Field Times	Overall	1400m	1200m	1000m	800m	600m	400m	Last 600m				
		1:40.57 (0:14.72)	1:25.85 (0:11.49)	1:14.36 (0:12.06)	1:02.30 (0:12.61)	0:49.69 (0:12.45)	0:37.24 (0:12.02)	0:25.22 (0:12.32)	0:37.24				
Rank	TAB Horse/Jockey	Barrier	Top Speed [km/h]	Fastest Section	Distance Travelled [m]								
1	1 LISSARO Stacey Callow	2	65.4 Overall	0:11.46 1400m	1:40.57 [1] (0:15.25)	1:25.32 [7] (0:11.46)	1:13.86 [8] (0:12.14)	1:01.72 [8] (0:12.39)	0:49.33 [7] (0:12.13)	0:37.20 [2] (0:11.98)	0:25.22 [1] (0:12.32)	0:37.20	
2	6 AVOID THE MISSTRES Alisha Donald	4	66.0 Overall	0:11.59 1400m	1:40.63 [2] (0:15.42)	1:25.21 [10] (0:11.59)	1:13.62 [10] (0:12.01)	1:01.61 [10] (0:12.48)	0:49.13 [10] (0:12.45)	0:36.68 [10] (0:12.56)	0:24.12 [10] (0:12.16)	0:36.68	-1
3	7 CRIMSON WARNING Les Tilley	6	66.4 Overall	0:11.43 1400m	1:40.71 [3] (0:15.02)	1:25.69 [4] (0:11.43)	1:14.26 [4] (0:12.04)	1:02.22 [3] (0:12.53)	0:49.69 [4] (0:12.46)	0:37.23 [4] (0:12.39)	0:24.84 [5] (0:12.30)	0:37.23	-7
4	5 TRAUTMAN Karl Zechner	5	67.1 Overall	0:11.58 1400m	1:40.75 [4] (0:15.31)	1:25.44 [8] (0:11.58)	1:13.86 [9] (0:12.07)	1:01.79 [9] (0:12.52)	0:49.27 [9] (0:12.46)	0:36.81 [9] (0:12.34)	0:24.47 [8] (0:12.28)	0:36.81	+1
5	8 DUMA Dan McGillivray	10	68.6 Overall	0:11.22 1400m	1:40.76 [5] (0:15.21)	1:25.55 [5] (0:11.22)	1:14.33 [3] (0:12.08)	1:02.25 [4] (0:12.47)	0:49.78 [3] (0:12.54)	0:37.24 [5] (0:12.30)	0:24.94 [4] (0:12.35)	0:37.24	+1
6	2 MORTAR Michael Murphy	3	66.8 Overall	0:11.39 1400m	1:40.91 [6] (0:15.23)	1:25.68 [6] (0:11.39)	1:14.29 [6] (0:12.01)	1:02.28 [5] (0:12.52)	0:49.76 [5] (0:12.51)	0:37.25 [6] (0:12.40)	0:24.85 [6] (0:12.43)	0:37.25	-1
7	10 SHOTGUN SIXTYFOUR Fiona Sandkuhl	7	67.5 Overall	0:11.49 1400m	1:40.91 [7] (0:14.72)	1:26.19 [1] (0:11.49)	1:14.70 [1] (0:12.06)	1:02.64 [1] (0:12.63)	0:50.01 [2] (0:12.47)	0:37.54 [3] (0:12.26)	0:25.28 [2] (0:12.40)	0:37.54	-6
8	3 NO BETTER TIME Chelsea Baker	11	67.8 Overall	0:11.30 1400m	1:41.46 [8] (0:15.41)	1:26.05 [9] (0:11.30)	1:14.75 [7] (0:12.03)	1:02.72 [7] (0:12.46)	0:50.26 [6] (0:12.55)	0:37.71 [7] (0:12.39)	0:25.32 [7] (0:12.51)	0:37.71	+9
9	4 SHEER REWARD Anthony Allen	8	69.3 Overall	0:11.43 1400m	1:41.93 [9] (0:14.94)	1:26.99 [2] (0:11.43)	1:15.56 [2] (0:11.99)	1:03.57 [2] (0:12.52)	0:51.05 [1] (0:12.45)	0:38.60 [1] (0:12.47)	0:26.13 [3] (0:12.97)	0:38.60	+1
10	11 UNTAMED SPIRIT Hannah Phillips	1	66.7 Overall	0:11.58 1400m	1:43.13 [10] (0:14.97)	1:28.16 [3] (0:11.58)	1:16.58 [5] (0:12.17)	1:04.41 [6] (0:12.60)	0:51.81 [8] (0:12.52)	0:39.29 [8] (0:12.56)	0:26.73 [9] (0:13.01)	0:39.29	-7

Scratched: Deshorente (#12), Ready To Thunder (#13), Jenni Moreese (#9)

[] Ranking at each section and finish
 -:-:- No data available at this section
 NA No data available

SCN Saddle cloth number
 DNF Did not finish
 DNT Did not track



Toowoomba QLD Professional

Race 3: QUEENSLAND COTTON Class 1 Plate - 1625m

24 August 2024 - 18:01



Track Rating: Good 4, Weather: Fine, Rail Position: +1.5m 1600m-1400m, +0m Remainder

Section				200m				Last 600m	
Field Times				0:12.90 (0:12.90)				0:37.24	
Rank	TAB	Horse/Jockey	Barrier	Top Speed [km/h]	Fastest Section	Margin			Distance Travelled [m]
1	1	LISSARO Stacey Callow	2	65.4 Overall	0:11.46 1400m	0:12.90 [1] (0:12.90)	1:40.57		0:37.20
2	6	AVOID THE MISSTRES Alisha Donald	4	66.0 Overall	0:11.59 1400m	0:11.96 [8] (0:11.96)	0.2L		0:36.68 -1
3	7	CRIMSON WARNING Les Tilley	6	66.4 Overall	0:11.43 1400m	0:12.54 [3] (0:12.54)	0.7L		0:37.23 -7
4	5	TRAUTMAN Karl Zechner	5	67.1 Overall	0:11.58 1400m	0:12.19 [6] (0:12.19)	0.9L		0:36.81 +1
5	8	DUMA Dan McGillivray	10	68.6 Overall	0:11.22 1400m	0:12.59 [4] (0:12.59)	1L		0:37.24 +1
6	2	MORTAR Michael Murphy	3	66.8 Overall	0:11.39 1400m	0:12.42 [5] (0:12.42)	1.8L		0:37.25 -1
7	10	SHOTGUN SIXTYFOUR Fiona Sandkuhl	7	67.5 Overall	0:11.49 1400m	0:12.88 [2] (0:12.88)	1.9L		0:37.54 -6
8	3	NO BETTER TIME Chelsea Baker	11	67.8 Overall	0:11.30 1400m	0:12.81 [7] (0:12.81)	5.2L		0:37.71 +9
9	4	SHEER REWARD Anthony Allen	8	69.3 Overall	0:11.43 1400m	0:13.16 [9] (0:13.16)	7.7L		0:38.60 +1
10	11	UNTAMED SPIRIT Hannah Phillips	1	66.7 Overall	0:11.58 1400m	0:13.72 [10] (0:13.72)	14.7L		0:39.29 -7

Scratched: Deshorente (#12), Ready To Thunder (#13), Jenni Moreese (#9)



Horse/Jockey Name	Lissaro
Final Rank	1
Fastest Section Time (Section)	0:11.46 (1400m)
Top Speed [km/h] (Section)	65.4 (Overall)
Race State	Finished



Toowoomba QLD Professional

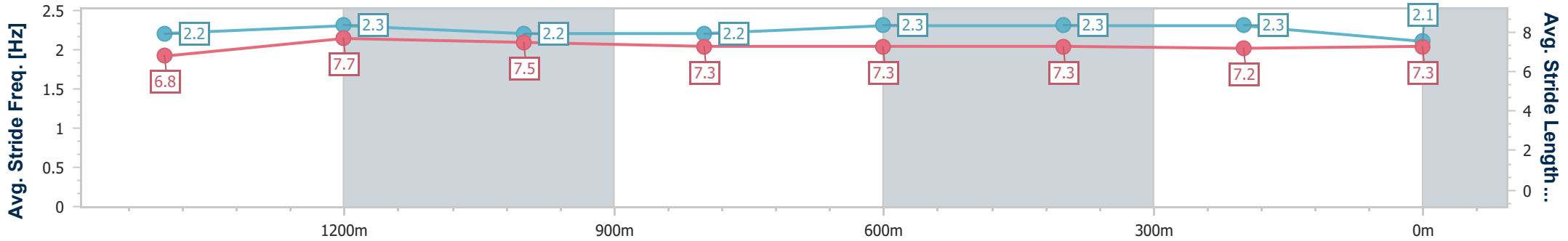
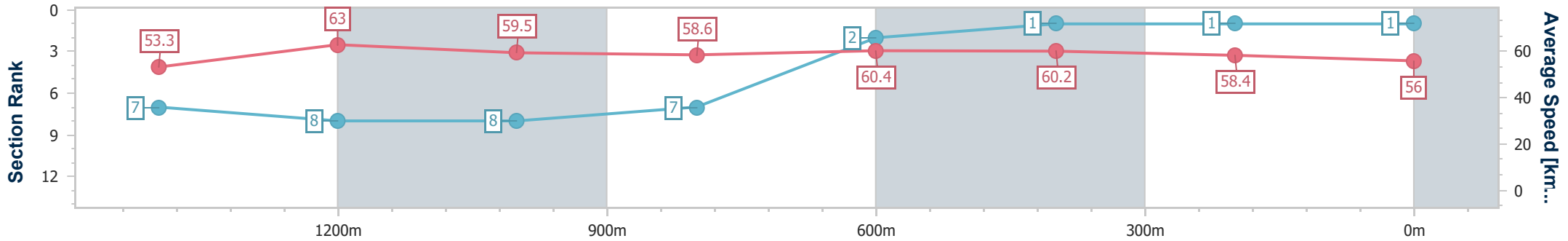
Race 3: QUEENSLAND COTTON Class 1 Plate - 1625m



24 August 2024 - 18:01

Track Rating: Good 4, Weather: Fine, Rail Position: +1.5m 1600m-1400m, +0m Remainder

Section	Overall	1400m	1200m	1000m	800m	600m	400m	200m
Section Times	1:40.57 [1] (0:15.25)	1:25.32 [7] (0:11.46)	1:13.86 [8] (0:12.14)	1:01.72 [8] (0:12.39)	0:49.33 [7] (0:12.13)	0:37.20 [2] (0:11.98)	0:25.22 [1] (0:12.32)	0:12.90 [1] (0:12.90)
Average Speed [km/h]	53.3	63.0	59.5	58.6	60.4	60.2	58.4	56.0
Top Speed [km/h]	65.4	65.1	60.3	59.8	61.5	61.3	59.1	57.7
Avg. Dist. to Rail [m]	3.1	0.9	2.1	3.2	4.1	1.5	0.8	5.1
Avg. Stride Freq. [Hz]	2.2	2.3	2.2	2.2	2.3	2.3	2.3	2.1
Avg. Stride Length [m]	6.8	7.7	7.5	7.3	7.3	7.3	7.2	7.3



- [] Ranking at each section and finish
- .-.- No data available at this section
- NA No data available



Horse/Jockey Name	Avoid The Misstres
Final Rank	2
Fastest Section Time (Section)	0:11.59 (1400m)
Top Speed [km/h] (Section)	66.0 (Overall)
Race State	Finished



Toowoomba QLD Professional

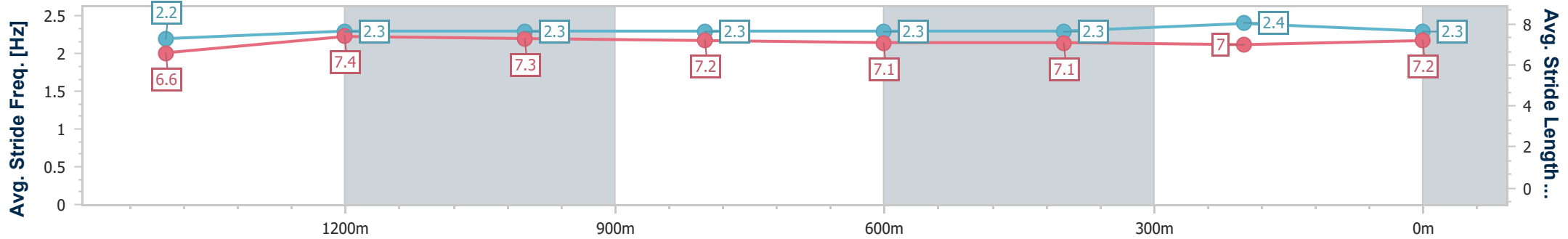
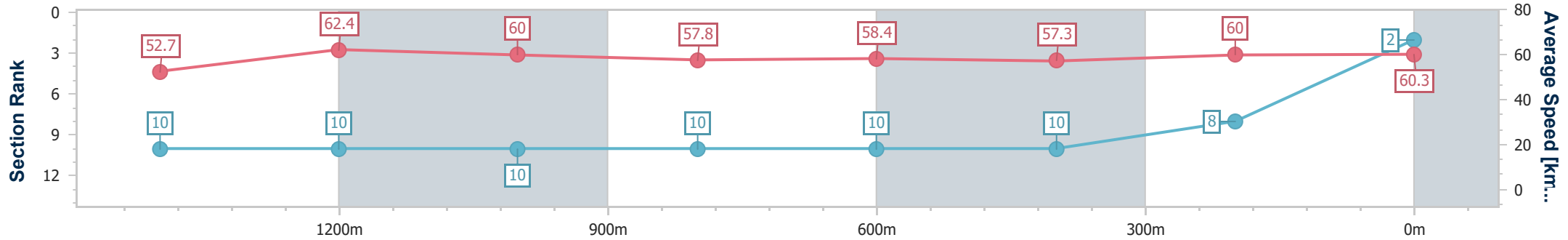
Race 3: QUEENSLAND COTTON Class 1 Plate - 1625m



24 August 2024 - 18:01

Track Rating: Good 4, Weather: Fine, Rail Position: +1.5m 1600m-1400m, +0m Remainder

Section	Overall	1400m	1200m	1000m	800m	600m	400m	200m						
Section Times	1:40.63 [2] (0:15.42)	1:25.21 [10] (0:11.59)	1:13.62 [10] (0:12.01)	1:01.61 [10] (0:12.48)	0:49.13 [10] (0:12.45)	0:36.68 [10] (0:12.56)	0:24.12 [10] (0:12.16)	0:11.96 [8] (0:11.96)						
Average Speed [km/h]	52.7	62.4	60.0	57.8	58.4	57.3	60.0	60.3						
Top Speed [km/h]	66.0	65.1	60.9	59.8	58.9	59.0	61.7	60.5						
Avg. Dist. to Rail [m]	3.8	0.6	0.4	1.2	1.5	0.5	4.7	10.2						
Avg. Stride Freq. [Hz]	2.2	2.3	2.3	2.3	2.3	2.3	2.4	2.3						
Avg. Stride Length [m]	6.6	7.4	7.3	7.2	7.1	7.1	7.0	7.2						



- [] Ranking at each section and finish
- .-.- No data available at this section
- NA No data available



Horse/Jockey Name	Crimson Warning
Final Rank	3
Fastest Section Time (Section)	0:11.43 (1400m)
Top Speed [km/h] (Section)	66.4 (Overall)
Race State	Finished



Toowoomba QLD Professional

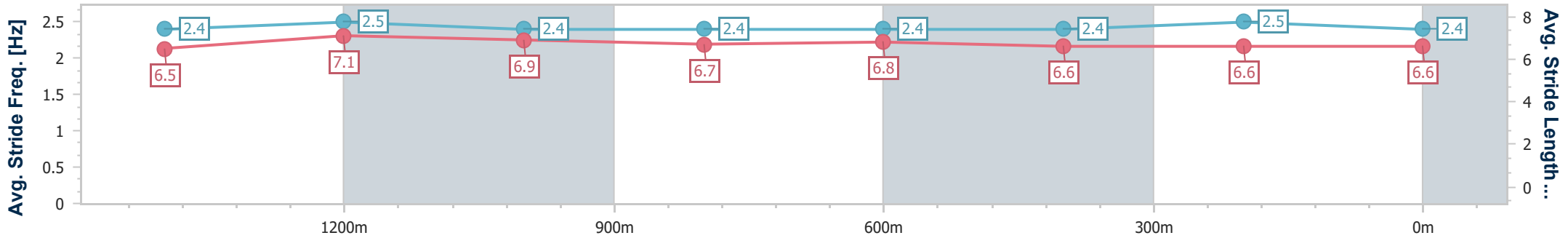
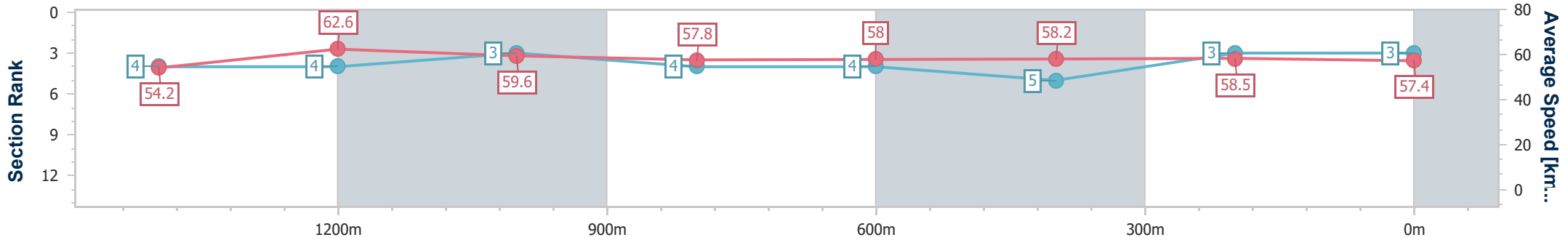
Race 3: QUEENSLAND COTTON Class 1 Plate - 1625m



24 August 2024 - 18:01

Track Rating: Good 4, Weather: Fine, Rail Position: +1.5m 1600m-1400m, +0m Remainder

Section	Overall	1400m	1200m	1000m	800m	600m	400m	200m
Section Times	1:40.71 [3] (0:15.02)	1:25.69 [4] (0:11.43)	1:14.26 [4] (0:12.04)	1:02.22 [3] (0:12.53)	0:49.69 [4] (0:12.46)	0:37.23 [4] (0:12.39)	0:24.84 [5] (0:12.30)	0:12.54 [3] (0:12.54)
Average Speed [km/h]	54.2	62.6	59.6	57.8	58.0	58.2	58.5	57.4
Top Speed [km/h]	66.4	65.0	61.0	59.0	58.7	59.3	59.2	58.7
Avg. Dist. to Rail [m]	4.8	1.1	0.3	0.9	1.1	0.5	1.0	3.4
Avg. Stride Freq. [Hz]	2.4	2.5	2.4	2.4	2.4	2.4	2.5	2.4
Avg. Stride Length [m]	6.5	7.1	6.9	6.7	6.8	6.6	6.6	6.6



- [] Ranking at each section and finish
- .-.- No data available at this section
- NA No data available



Horse/Jockey Name	Trautman
Final Rank	4
Fastest Section Time (Section)	0:11.58 (1400m)
Top Speed [km/h] (Section)	67.1 (Overall)
Race State	Finished



Toowoomba QLD Professional

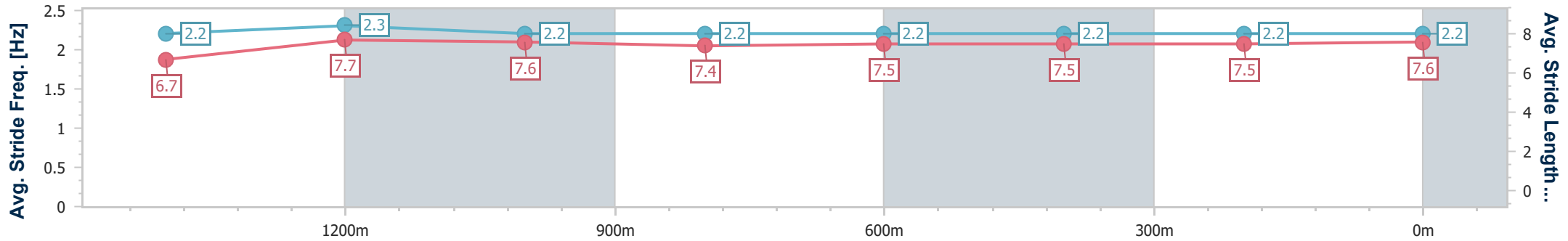
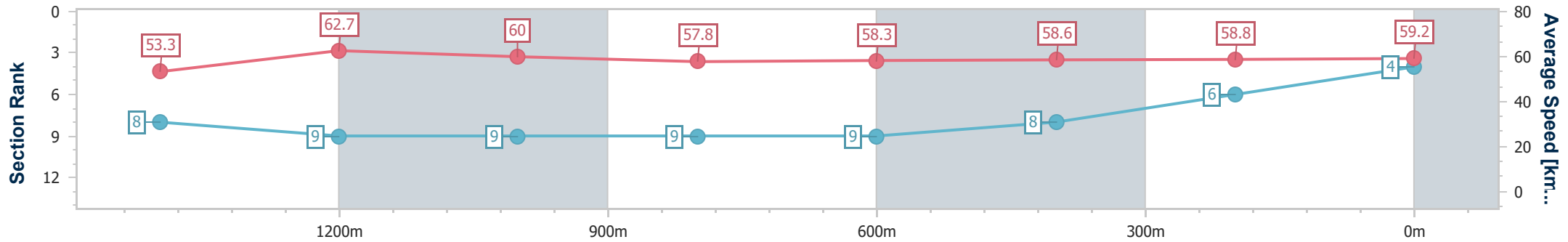
Race 3: QUEENSLAND COTTON Class 1 Plate - 1625m

24 August 2024 - 18:01

Track Rating: Good 4, Weather: Fine, Rail Position: +1.5m 1600m-1400m, +0m Remainder



Section	Overall	1400m	1200m	1000m	800m	600m	400m	200m
Section Times	1:40.75 [4] (0:15.31)	1:25.44 [8] (0:11.58)	1:13.86 [9] (0:12.07)	1:01.79 [9] (0:12.52)	0:49.27 [9] (0:12.46)	0:36.81 [9] (0:12.34)	0:24.47 [8] (0:12.28)	0:12.19 [6] (0:12.19)
Average Speed [km/h]	53.3	62.7	60.0	57.8	58.3	58.6	58.8	59.2
Top Speed [km/h]	67.1	66.2	61.6	59.3	59.4	59.0	59.9	59.8
Avg. Dist. to Rail [m]	4.9	2.2	2.4	2.5	2.3	1.1	1.2	2.1
Avg. Stride Freq. [Hz]	2.2	2.3	2.2	2.2	2.2	2.2	2.2	2.2
Avg. Stride Length [m]	6.7	7.7	7.6	7.4	7.5	7.5	7.5	7.6



- [] Ranking at each section and finish
- .-.- No data available at this section
- NA No data available



Horse/Jockey Name	Duma
Final Rank	5
Fastest Section Time (Section)	0:11.22 (1400m)
Top Speed [km/h] (Section)	68.6 (Overall)
Race State	Finished



Toowoomba QLD Professional

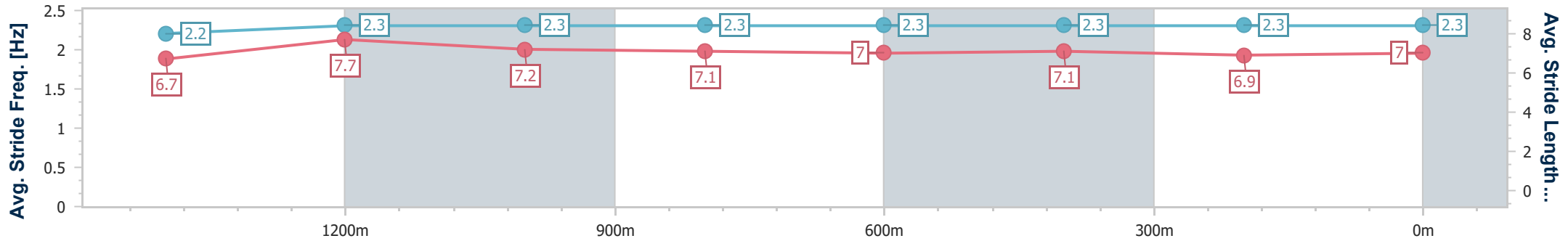
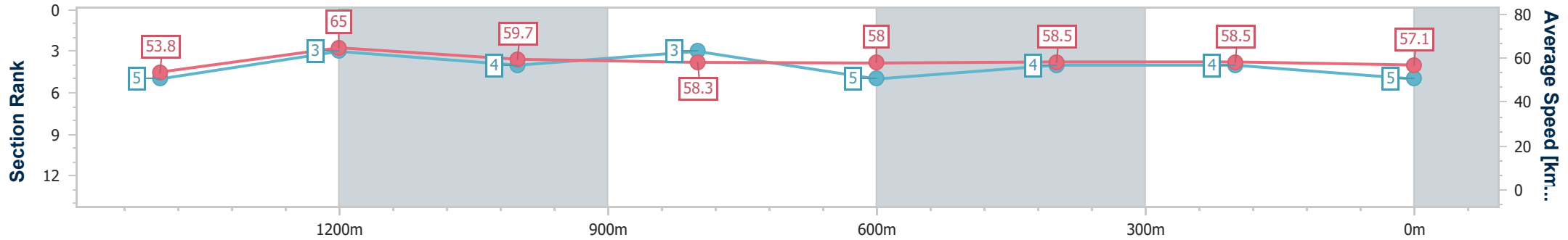
Race 3: QUEENSLAND COTTON Class 1 Plate - 1625m



24 August 2024 - 18:01

Track Rating: Good 4, Weather: Fine, Rail Position: +1.5m 1600m-1400m, +0m Remainder

Section	Overall	1400m	1200m	1000m	800m	600m	400m	200m						
Section Times	1:40.76 [5] (0:15.21)	1:25.55 [5] (0:11.22)	1:14.33 [3] (0:12.08)	1:02.25 [4] (0:12.47)	0:49.78 [3] (0:12.54)	0:37.24 [5] (0:12.30)	0:24.94 [4] (0:12.35)	0:12.59 [4] (0:12.59)						
Average Speed [km/h]	53.8	65.0	59.7	58.3	58.0	58.5	58.5	57.1						
Top Speed [km/h]	68.6	68.5	61.6	59.2	58.6	59.1	60.7	58.2						
Avg. Dist. to Rail [m]	8.2	2.2	2.6	2.7	2.3	0.5	1.4	3.7						
Avg. Stride Freq. [Hz]	2.2	2.3	2.3	2.3	2.3	2.3	2.3	2.3						
Avg. Stride Length [m]	6.7	7.7	7.2	7.1	7.0	7.1	6.9	7.0						



- [] Ranking at each section and finish
- .-.- No data available at this section
- NA No data available



Horse/Jockey Name	Mortar
Final Rank	6
Fastest Section Time (Section)	0:11.39 (1400m)
Top Speed [km/h] (Section)	66.8 (Overall)
Race State	Finished



Toowoomba QLD Professional

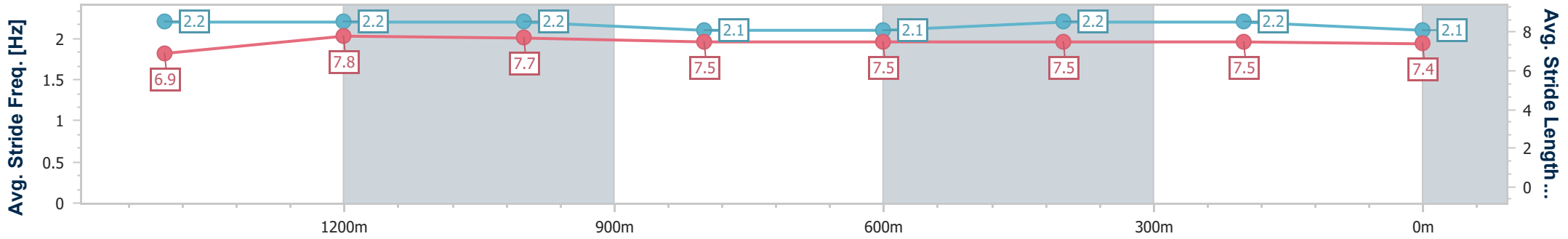
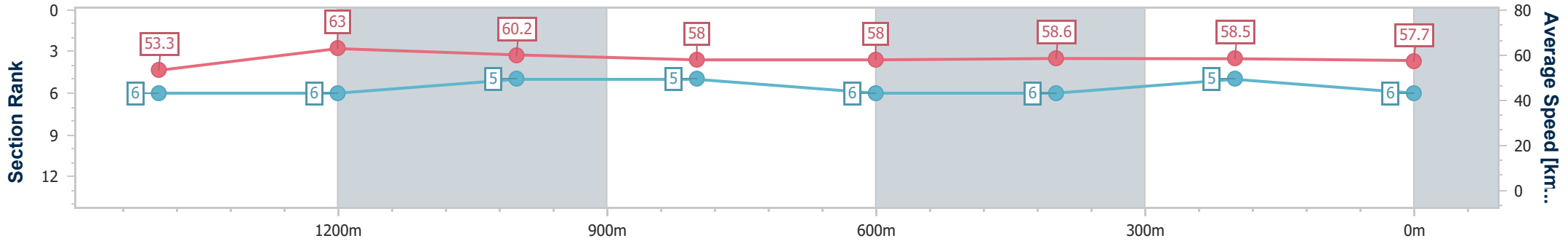
Race 3: QUEENSLAND COTTON Class 1 Plate - 1625m



24 August 2024 - 18:01

Track Rating: Good 4, Weather: Fine, Rail Position: +1.5m 1600m-1400m, +0m Remainder

Section	Overall	1400m	1200m	1000m	800m	600m	400m	200m						
Section Times	1:40.91 [6] (0:15.23)	1:25.68 [6] (0:11.39)	1:14.29 [6] (0:12.01)	1:02.28 [5] (0:12.52)	0:49.76 [5] (0:12.51)	0:37.25 [6] (0:12.40)	0:24.85 [6] (0:12.43)	0:12.42 [5] (0:12.42)						
Average Speed [km/h]	53.3	63.0	60.2	58.0	58.0	58.6	58.5	57.7						
Top Speed [km/h]	66.8	66.7	60.3	60.0	59.4	59.5	59.0	58.1						
Avg. Dist. to Rail [m]	3.2	0.5	1.3	2.8	2.3	1.9	2.7	5.8						
Avg. Stride Freq. [Hz]	2.2	2.2	2.2	2.1	2.1	2.2	2.2	2.1						
Avg. Stride Length [m]	6.9	7.8	7.7	7.5	7.5	7.5	7.5	7.4						



- [] Ranking at each section and finish
- .-.- No data available at this section
- NA No data available



Horse/Jockey Name	Shotgun Sixtyfour
Final Rank	7
Fastest Section Time (Section)	0:11.49 (1400m)
Top Speed [km/h] (Section)	67.5 (Overall)
Race State	Finished



Toowoomba QLD Professional

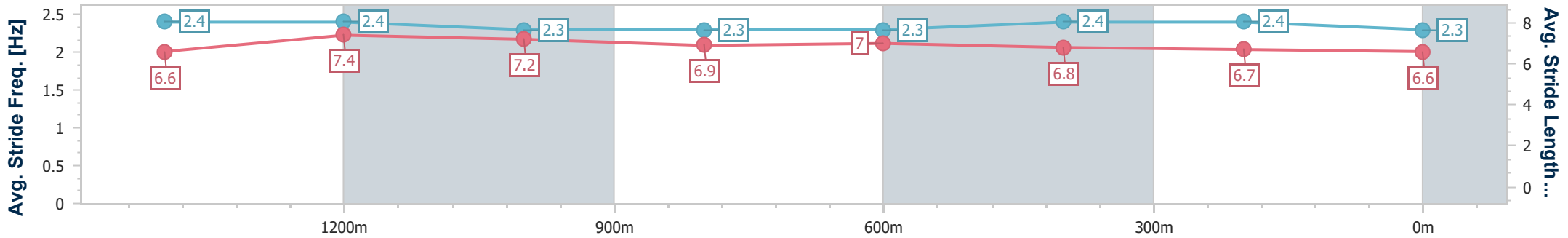
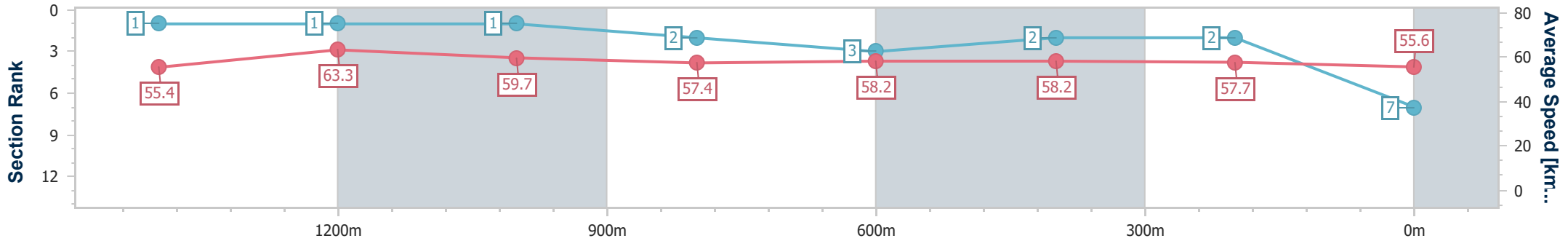
Race 3: QUEENSLAND COTTON Class 1 Plate - 1625m



24 August 2024 - 18:01

Track Rating: Good 4, Weather: Fine, Rail Position: +1.5m 1600m-1400m, +0m Remainder

Section	Overall	1400m	1200m	1000m	800m	600m	400m	200m
Section Times	1:40.91 [7] (0:14.72)	1:26.19 [1] (0:11.49)	1:14.70 [1] (0:12.06)	1:02.64 [1] (0:12.63)	0:50.01 [2] (0:12.47)	0:37.54 [3] (0:12.26)	0:25.28 [2] (0:12.40)	0:12.88 [2] (0:12.88)
Average Speed [km/h]	55.4	63.3	59.7	57.4	58.2	58.2	57.7	55.6
Top Speed [km/h]	67.5	67.1	60.3	59.2	59.1	59.0	58.2	57.5
Avg. Dist. to Rail [m]	5.8	2.0	1.9	1.8	0.9	1.4	1.3	0.4
Avg. Stride Freq. [Hz]	2.4	2.4	2.3	2.3	2.3	2.4	2.4	2.3
Avg. Stride Length [m]	6.6	7.4	7.2	6.9	7.0	6.8	6.7	6.6



- [] Ranking at each section and finish
- .-.- No data available at this section
- NA No data available



Horse/Jockey Name	No Better Time
Final Rank	8
Fastest Section Time (Section)	0:11.30 (1400m)
Top Speed [km/h] (Section)	67.8 (Overall)
Race State	Finished



Toowoomba QLD Professional

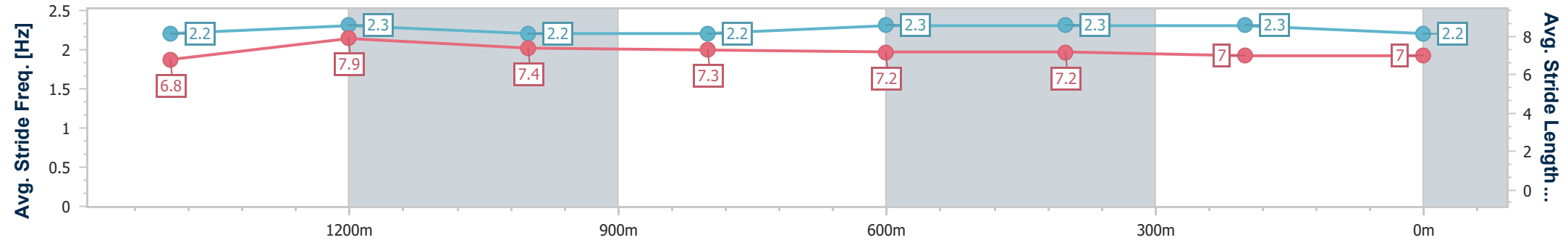
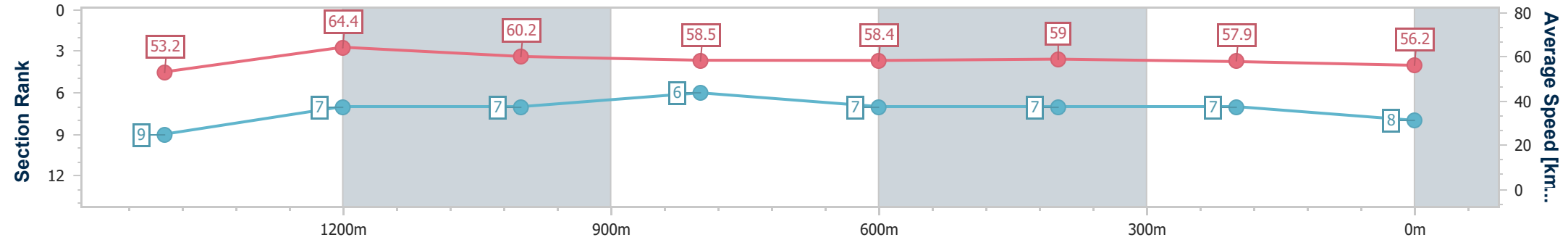
Race 3: QUEENSLAND COTTON Class 1 Plate - 1625m

24 August 2024 - 18:01

Track Rating: Good 4, Weather: Fine, Rail Position: +1.5m 1600m-1400m, +0m Remainder



Section	Overall	1400m	1200m	1000m	800m	600m	400m	200m						
Section Times	1:41.46 [8] (0:15.41)	1:26.05 [9] (0:11.30)	1:14.75 [7] (0:12.03)	1:02.72 [7] (0:12.46)	0:50.26 [6] (0:12.55)	0:37.71 [7] (0:12.39)	0:25.32 [7] (0:12.51)	0:12.81 [7] (0:12.81)						
Average Speed [km/h]	53.2	64.4	60.2	58.5	58.4	59.0	57.9	56.2						
Top Speed [km/h]	67.8	67.7	61.1	59.6	59.5	59.5	58.9	57.1						
Avg. Dist. to Rail [m]	9.0	2.2	3.5	4.3	4.9	2.6	2.8	5.8						
Avg. Stride Freq. [Hz]	2.2	2.3	2.2	2.2	2.3	2.3	2.3	2.2						
Avg. Stride Length [m]	6.8	7.9	7.4	7.3	7.2	7.2	7.0	7.0						



- [] Ranking at each section and finish
- .-.- No data available at this section
- NA No data available



Horse/Jockey Name	Sheer Reward
Final Rank	9
Fastest Section Time (Section)	0:11.43 (1400m)
Top Speed [km/h] (Section)	69.3 (Overall)
Race State	Finished



Toowoomba QLD Professional

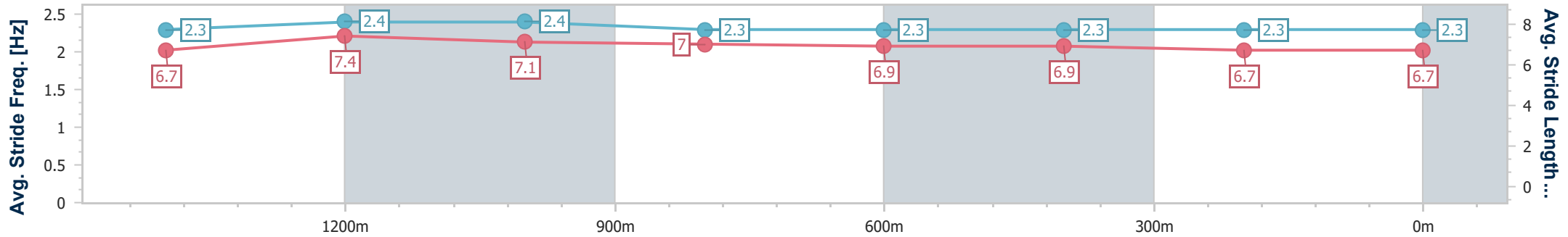
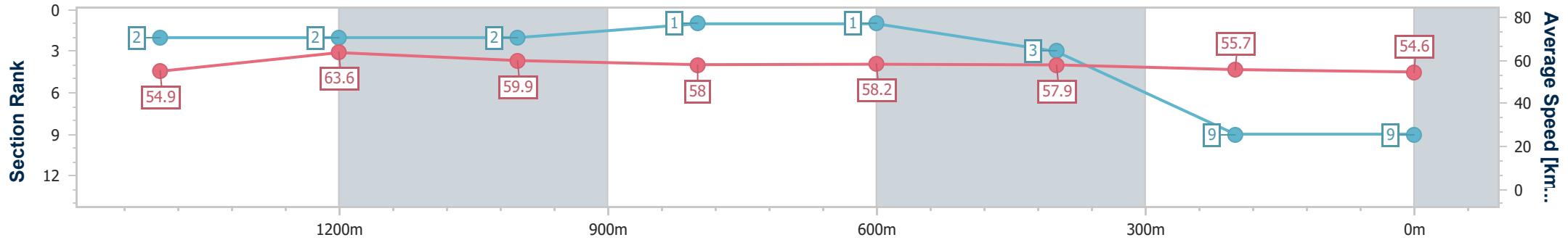
Race 3: QUEENSLAND COTTON Class 1 Plate - 1625m



24 August 2024 - 18:01

Track Rating: Good 4, Weather: Fine, Rail Position: +1.5m 1600m-1400m, +0m Remainder

Section	Overall	1400m	1200m	1000m	800m	600m	400m	200m
Section Times	1:41.93 [9] (0:14.94)	1:26.99 [2] (0:11.43)	1:15.56 [2] (0:11.99)	1:03.57 [2] (0:12.52)	0:51.05 [1] (0:12.45)	0:38.60 [1] (0:12.47)	0:26.13 [3] (0:12.97)	0:13.16 [9] (0:13.16)
Average Speed [km/h]	54.9	63.6	59.9	58.0	58.2	57.9	55.7	54.6
Top Speed [km/h]	69.3	68.6	61.2	59.5	59.6	59.9	57.2	56.6
Avg. Dist. to Rail [m]	8.6	1.4	0.9	1.6	1.5	0.8	1.3	1.3
Avg. Stride Freq. [Hz]	2.3	2.4	2.4	2.3	2.3	2.3	2.3	2.3
Avg. Stride Length [m]	6.7	7.4	7.1	7.0	6.9	6.9	6.7	6.7



- [] Ranking at each section and finish
- .-.- No data available at this section
- NA No data available



Horse/Jockey Name	Untamed Spirit
Final Rank	10
Fastest Section Time (Section)	0:11.58 (1400m)
Top Speed [km/h] (Section)	66.7 (Overall)
Race State	Finished



Toowoomba QLD Professional

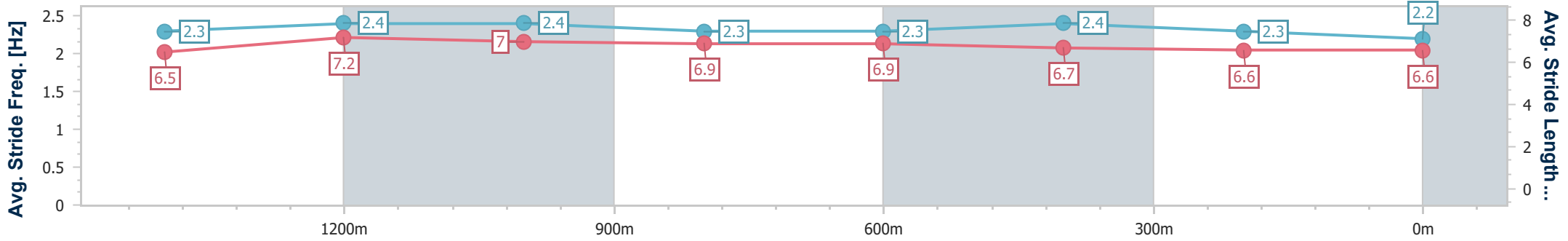
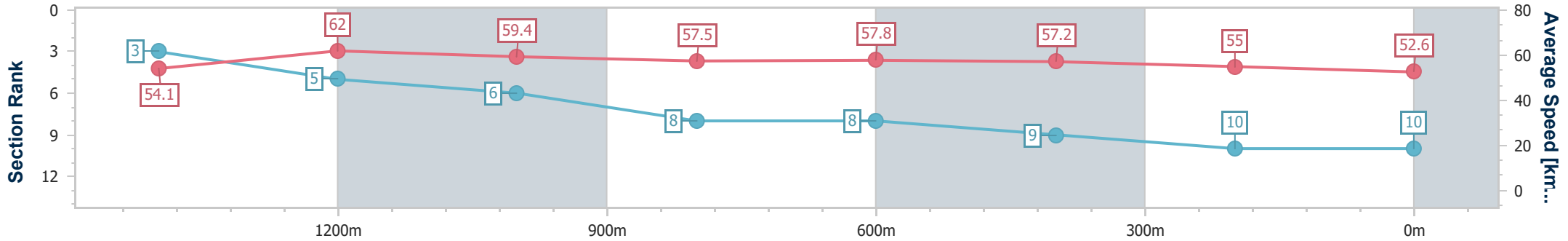
Race 3: QUEENSLAND COTTON Class 1 Plate - 1625m



24 August 2024 - 18:01

Track Rating: Good 4, Weather: Fine, Rail Position: +1.5m 1600m-1400m, +0m Remainder

Section	Overall	1400m	1200m	1000m	800m	600m	400m	200m						
Section Times	1:43.13 [10] (0:14.97)	1:28.16 [3] (0:11.58)	1:16.58 [5] (0:12.17)	1:04.41 [6] (0:12.60)	0:51.81 [8] (0:12.52)	0:39.29 [8] (0:12.56)	0:26.73 [9] (0:13.01)	0:13.72 [10] (0:13.72)						
Average Speed [km/h]	54.1	62.0	59.4	57.5	57.8	57.2	55.0	52.6						
Top Speed [km/h]	66.7	66.5	60.6	59.1	59.0	58.8	56.4	53.6						
Avg. Dist. to Rail [m]	1.7	1.0	2.4	1.9	1.1	0.7	1.3	1.1						
Avg. Stride Freq. [Hz]	2.3	2.4	2.4	2.3	2.3	2.4	2.3	2.2						
Avg. Stride Length [m]	6.5	7.2	7.0	6.9	6.9	6.7	6.6	6.6						



- [] Ranking at each section and finish
- .-.- No data available at this section
- NA No data available