



# Toowoomba QLD Professional

## Race 1: FIVE WAYS HOTEL BENCHMARK 60 Handicap - 1300m

24 August 2024 - 16:41



Track Rating: Good 4, Weather: Fine, Rail Position: +1.5m 1600m-1400m, +0m Remainder

Section		Overall	1200m	1000m	800m	600m	400m	Last 600m				
Field Times		1:19.47 (0:08.41)	1:11.06 (0:10.97)	1:00.09 (0:11.15)	0:48.94 (0:12.20)	0:36.74 (0:12.23)	0:24.51 (0:12.17)	0:36.74				
Rank	TAB Horse/Jockey	Barrier	Top Speed [km/h]	Fastest Section								Distance Travelled [m]
1	4 ROMAN DAGGER Karl Zechner	8	65.2 1200m	0:08.70 Overall	1:19.47 [1] (0:08.70)	1:10.77 [6] (0:11.26)	0:59.51 [7] (0:11.67)	0:47.84 [7] (0:11.89)	0:35.95 [7] (0:11.95)	0:24.00 [5] (0:11.95)	0:35.95	
2	10 WORTHY ESSGEE Anthony Allen	9	67.8 1200m	0:08.68 Overall	1:19.56 [2] (0:08.68)	1:10.88 [4] (0:10.89)	0:59.99 [3] (0:11.49)	0:48.50 [3] (0:11.93)	0:36.57 [3] (0:12.29)	0:24.28 [3] (0:11.96)	0:36.57	+8
3	7 NEW JOY Stacey Callow	2	66.5 1200m	0:08.41 Overall	1:19.62 [3] (0:08.41)	1:11.21 [1] (0:11.02)	1:00.19 [2] (0:11.52)	0:48.67 [2] (0:11.92)	0:36.75 [2] (0:12.09)	0:24.66 [1] (0:12.17)	0:36.75	+3
4	3 JUBAI PRIDE Fiona Sandkuhl	11	65.8 1200m	0:09.06 Overall	1:19.81 [4] (0:09.06)	1:10.75 [8] (0:11.27)	0:59.48 [8] (0:11.41)	0:48.07 [8] (0:11.95)	0:36.12 [8] (0:12.05)	0:24.07 [9] (0:11.97)	0:36.12	+9
5	9 ECHO HUNTER Chris Meehan	3	67.0 1200m	0:08.79 Overall	1:19.83 [5] (0:08.79)	1:11.04 [7] (0:10.90)	1:00.14 [5] (0:11.67)	0:48.47 [5] (0:11.98)	0:36.49 [5] (0:12.21)	0:24.28 [7] (0:12.13)	0:36.49	+6
6	1 IT'SMEMARIO Landan Sykes	1	67.0 1200m	0:08.69 Overall	1:19.88 [6] (0:08.69)	1:11.19 [5] (0:10.99)	1:00.20 [4] (0:11.54)	0:48.66 [4] (0:11.98)	0:36.68 [4] (0:12.10)	0:24.58 [4] (0:12.18)	0:36.68	+4
7	8 BLERIOT Luke Tarrant	7	64.9 1200m	0:08.61 Overall	1:20.12 [7] (0:08.61)	1:11.51 [2] (0:11.33)	1:00.18 [6] (0:11.64)	0:48.54 [6] (0:11.93)	0:36.61 [6] (0:12.01)	0:24.60 [6] (0:11.88)	0:36.61	+9
8	6 DOWN THE BARREL Dan McGillivray	10	65.4 1200m	0:09.12 Overall	1:20.14 [8] (0:09.12)	1:11.02 [10] (0:11.25)	0:59.77 [9] (0:11.53)	0:48.24 [9] (0:11.87)	0:36.37 [9] (0:11.93)	0:24.44 [8] (0:11.91)	0:36.37	+6
9	14 GOING TO THE SUN Wayne O'Connell	13	63.9 1200m	0:09.10 Overall	1:20.25 [9] (0:09.10)	1:11.15 [9] (0:11.47)	0:59.68 [11] (0:11.65)	0:48.03 [11] (0:11.79)	0:36.24 [10] (0:12.05)	0:24.19 [11] (0:12.13)	0:36.24	+8
10	5 TATTLE Chelsea Baker	4	68.8 1200m	0:08.68 Overall	1:20.25 [10] (0:08.68)	1:11.57 [3] (0:10.70)	1:00.87 [1] (0:11.15)	0:49.72 [1] (0:12.20)	0:37.52 [1] (0:12.29)	0:25.23 [2] (0:12.32)	0:37.52	+5

Scratched: Tomboy's Spirit (#12), Talana (#2), Bull Dimple Rum (#13)

[ ] Ranking at each section and finish  
 -:-:- No data available at this section  
 NA No data available

SCN Saddle cloth number  
 DNF Did not finish  
 DNT Did not track



# Toowoomba QLD Professional

## Race 1: FIVE WAYS HOTEL BENCHMARK 60 Handicap - 1300m

24 August 2024 - 16:41



Track Rating: Good 4, Weather: Fine, Rail Position: +1.5m 1600m-1400m, +0m Remainder

Section	Overall	1200m	1000m	800m	600m	400m	Last 600m
Field Times	1:19.47 (0:08.41)	1:11.06 (0:10.97)	1:00.09 (0:11.15)	0:48.94 (0:12.20)	0:36.74 (0:12.23)	0:24.51 (0:12.17)	0:36.74

Rank	TAB	Horse/Jockey	Barrier	Top Speed [km/h]	Fastest Section	Overall	1200m	1000m	800m	600m	400m	Last 600m	Distance Travelled [m]
11	11	ASGOODASYOUGETT	12	66.8	0:09.31	1:20.48 [11]	1:11.17 [11]	0:59.94 [10]	0:48.34 [10]	0:36.46 [11]	0:24.62 [10]	0:36.46	+4
		Noriyuki Masuda		1200m	Overall	(0:09.31)	(0:11.23)	(0:11.60)	(0:11.88)	(0:11.84)	(0:12.12)		

Scratched: Tomboy's Spirit (#12), Talana (#2), Bull Dimple Rum (#13)



# Toowoomba QLD Professional

## Race 1: FIVE WAYS HOTEL BENCHMARK 60 Handicap - 1300m

24 August 2024 - 16:41



Track Rating: Good 4, Weather: Fine, Rail Position: +1.5m 1600m-1400m, +0m Remainder

Section							200m			Last 600m
Field Times							0:12.34			0:36.74
Rank	TAB	Horse/Jockey	Barrier	Top Speed [km/h]	Fastest Section	Margin				Distance Travelled [m]
1	4	<b>ROMAN DAGGER</b> Karl Zechner	8	65.2 1200m	0:08.70 Overall	0:12.05 [5] (0:12.05)	1:19.47			0:35.95
2	10	<b>WORTHY ESSGEE</b> Anthony Allen	9	67.8 1200m	0:08.68 Overall	0:12.32 [2] (0:12.32)	0.5L			0:36.57 +8
3	7	<b>NEW JOY</b> Stacey Callow	2	66.5 1200m	0:08.41 Overall	0:12.49 [1] (0:12.49)	0.8L			0:36.75 +3
4	3	<b>JUBAI PRIDE</b> Fiona Sandkuhl	11	65.8 1200m	0:09.06 Overall	0:12.10 [9] (0:12.10)	1.8L			0:36.12 +9
5	9	<b>ECHO HUNTER</b> Chris Meehan	3	67.0 1200m	0:08.79 Overall	0:12.15 [8] (0:12.15)	1.9L			0:36.49 +6
6	1	<b>IT'SMEMARIO</b> Landan Sykes	1	67.0 1200m	0:08.69 Overall	0:12.40 [6] (0:12.40)	2.1L			0:36.68 +4
7	8	<b>BLERIOT</b> Luke Tarrant	7	64.9 1200m	0:08.61 Overall	0:12.72 [4] (0:12.72)	3.4L			0:36.61 +9
8	6	<b>DOWN THE BARREL</b> Dan McGillivray	10	65.4 1200m	0:09.12 Overall	0:12.53 [7] (0:12.53)	3.5L			0:36.37 +6
9	14	<b>GOING TO THE SUN</b> Wayne O'Connell	13	63.9 1200m	0:09.10 Overall	0:12.06 [11] (0:12.06)	4L			0:36.24 +8
10	5	<b>TATTLE</b> Chelsea Baker	4	68.8 1200m	0:08.68 Overall	0:12.91 [3] (0:12.91)	4.1L			0:37.52 +5

Scratched: Tomboy's Spirit (#12), Talana (#2), Bull Dimple Rum (#13)

[ ] Ranking at each section and finish  
 -:-:- No data available at this section  
 NA No data available

SCN Saddle cloth number  
 DNF Did not finish  
 DNT Did not track



# Toowoomba QLD Professional

## Race 1: FIVE WAYS HOTEL BENCHMARK 60 Handicap - 1300m

24 August 2024 - 16:41



Track Rating: Good 4, Weather: Fine, Rail Position: +1.5m 1600m-1400m, +0m Remainder

Section				200m				Last 600m	
Field Times				0:12.34 (0:12.34)				0:36.74	
Rank	TAB	Horse/Jockey	Barrier	Top Speed [km/h]	Fastest Section	Margin		Distance Travelled [m]	
11	11	ASGOODASYOUGETT	12	66.8	0:09.31	0:12.50 [10]	5.4L	0:36.46	+4
		Noriyuki Masuda		1200m	Overall	(0:12.50)			

Scratched: Tomboy's Spirit (#12), Talana (#2), Bull Dimple Rum (#13)

[ ] Ranking at each section and finish  
 -:-:- No data available at this section  
 NA No data available

SCN Saddle cloth number  
 DNF Did not finish  
 DNT Did not track



Horse/Jockey Name	Roman Dagger
Final Rank	1
Fastest Section Time (Section)	0:08.70 (Overall)
Top Speed [km/h] (Section)	65.2 (1200m)
Race State	Finished



Toowoomba QLD Professional

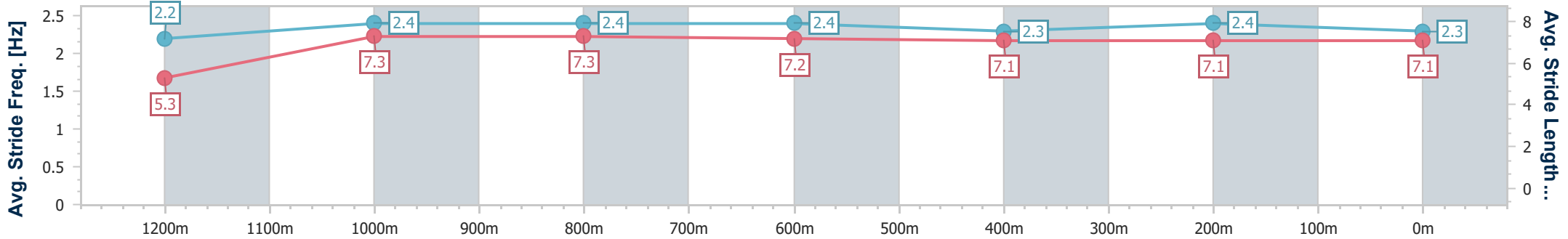
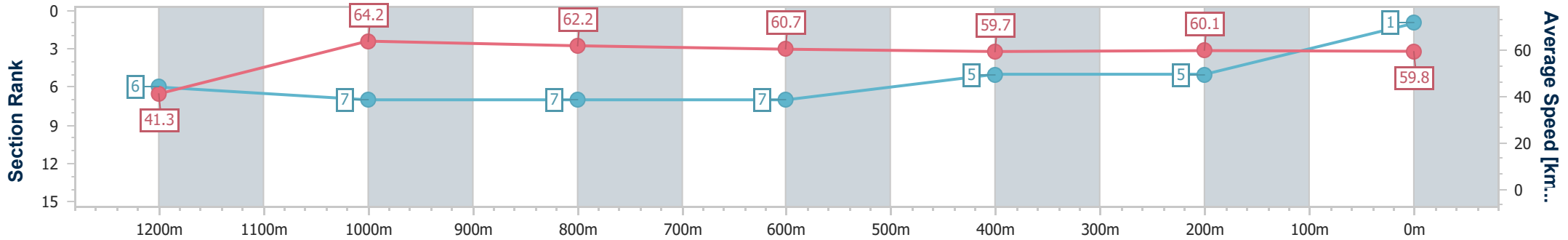
Race 1: FIVE WAYS HOTEL BENCHMARK 60 Handicap - 1300m



24 August 2024 - 16:41

Track Rating: Good 4, Weather: Fine, Rail Position: +1.5m 1600m-1400m, +0m Remainder

Section	Overall	1200m	1000m	800m	600m	400m	200m
Section Times	1:19.47 [1] (0:08.70)	1:10.77 [6] (0:11.26)	0:59.51 [7] (0:11.67)	0:47.84 [7] (0:11.89)	0:35.95 [7] (0:11.95)	0:24.00 [5] (0:11.95)	0:12.05 [5] (0:12.05)
Average Speed [km/h]	41.3	64.2	62.2	60.7	59.7	60.1	59.8
Top Speed [km/h]	62.8	65.2	64.2	62.1	61.6	61.5	61.1
Avg. Dist. to Rail [m]	7.4	2.1	2.5	0.7	1.6	1.0	1.0
Avg. Stride Freq. [Hz]	2.2	2.4	2.4	2.4	2.3	2.4	2.3
Avg. Stride Length [m]	5.3	7.3	7.3	7.2	7.1	7.1	7.1



- [ ] Ranking at each section and finish
- .-.- No data available at this section
- NA No data available



Horse/Jockey Name	Worthy Essgee
Final Rank	2
Fastest Section Time (Section)	0:08.68 (Overall)
Top Speed [km/h] (Section)	67.8 (1200m)
Race State	Finished



### Toowoomba QLD Professional

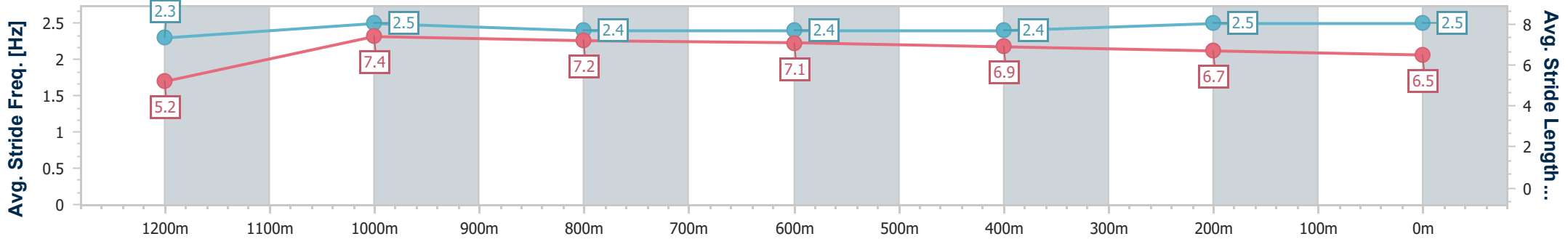
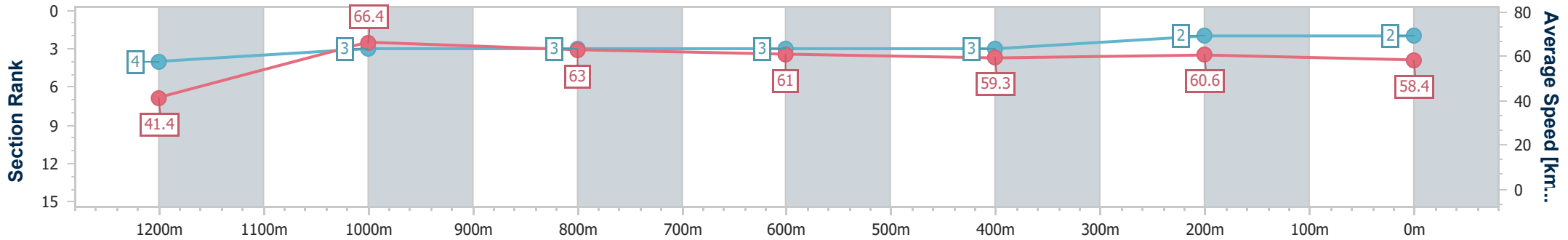
Race 1: FIVE WAYS HOTEL BENCHMARK 60 Handicap - 1300m



24 August 2024 - 16:41

Track Rating: Good 4, Weather: Fine, Rail Position: +1.5m 1600m-1400m, +0m Remainder

Section	Overall	1200m	1000m	800m	600m	400m	200m
Section Times	1:19.56 [2] (0:08.68)	1:10.88 [4] (0:10.89)	0:59.99 [3] (0:11.49)	0:48.50 [3] (0:11.93)	0:36.57 [3] (0:12.29)	0:24.28 [3] (0:11.96)	0:12.32 [2] (0:12.32)
Average Speed [km/h]	41.4	66.4	63.0	61.0	59.3	60.6	58.4
Top Speed [km/h]	62.9	67.8	66.3	62.3	61.2	61.2	61.1
Avg. Dist. to Rail [m]	9.8	4.8	3.0	2.1	2.1	2.0	2.6
Avg. Stride Freq. [Hz]	2.3	2.5	2.4	2.4	2.4	2.5	2.5
Avg. Stride Length [m]	5.2	7.4	7.2	7.1	6.9	6.7	6.5



- [ ] Ranking at each section and finish
- .-.- No data available at this section
- NA No data available



Horse/Jockey Name	New Joy
Final Rank	3
Fastest Section Time (Section)	0:08.41 (Overall)
Top Speed [km/h] (Section)	66.5 (1200m)
Race State	Finished



### Toowoomba QLD Professional

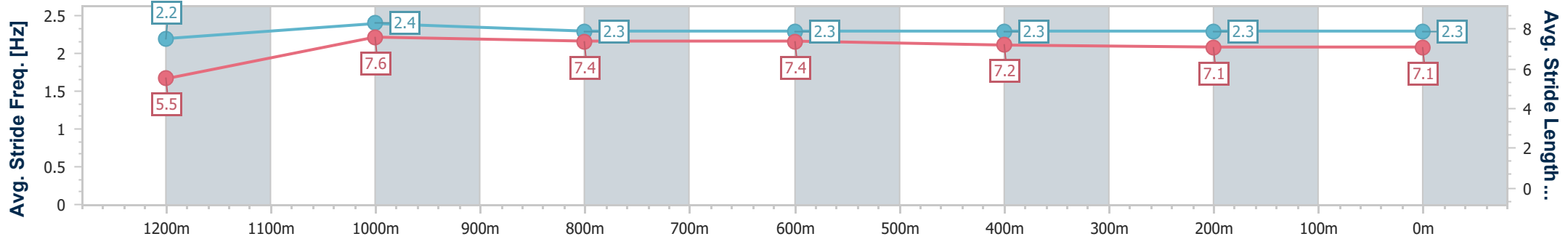
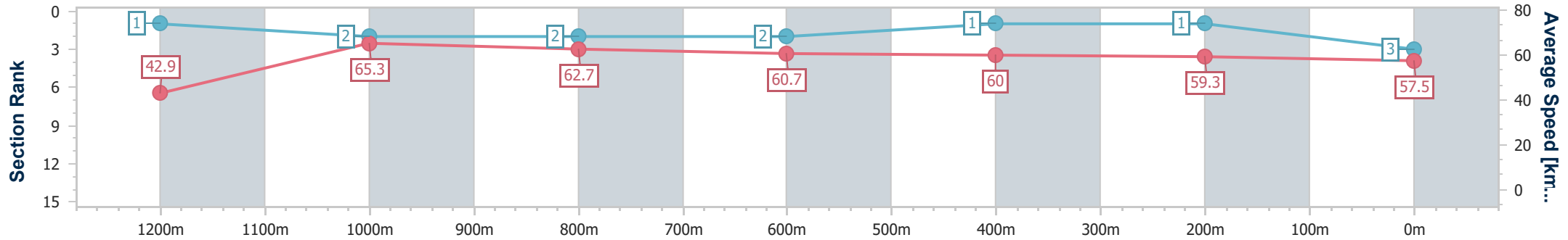
Race 1: FIVE WAYS HOTEL BENCHMARK 60 Handicap - 1300m



24 August 2024 - 16:41

Track Rating: Good 4, Weather: Fine, Rail Position: +1.5m 1600m-1400m, +0m Remainder

Section	Overall	1200m	1000m	800m	600m	400m	200m
Section Times	1:19.62 [3] (0:08.41)	1:11.21 [1] (0:11.02)	1:00.19 [2] (0:11.52)	0:48.67 [2] (0:11.92)	0:36.75 [2] (0:12.09)	0:24.66 [1] (0:12.17)	0:12.49 [1] (0:12.49)
Average Speed [km/h]	42.9	65.3	62.7	60.7	60.0	59.3	57.5
Top Speed [km/h]	64.2	66.5	65.2	61.5	61.1	60.1	58.2
Avg. Dist. to Rail [m]	8.6	3.1	1.2	1.3	1.2	1.2	1.7
Avg. Stride Freq. [Hz]	2.2	2.4	2.3	2.3	2.3	2.3	2.3
Avg. Stride Length [m]	5.5	7.6	7.4	7.4	7.2	7.1	7.1



- [ ] Ranking at each section and finish
- .-.- No data available at this section
- NA No data available



Horse/Jockey Name	Jubai Pride
Final Rank	4
Fastest Section Time (Section)	0:09.06 (Overall)
Top Speed [km/h] (Section)	65.8 (1200m)
Race State	Finished



### Toowoomba QLD Professional

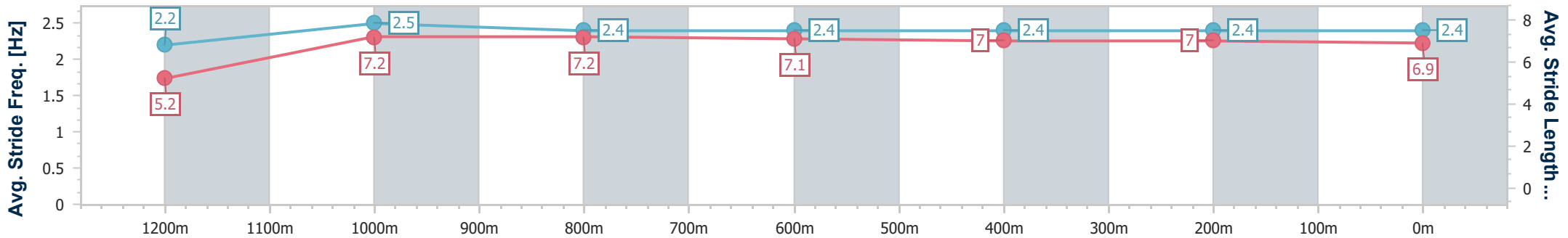
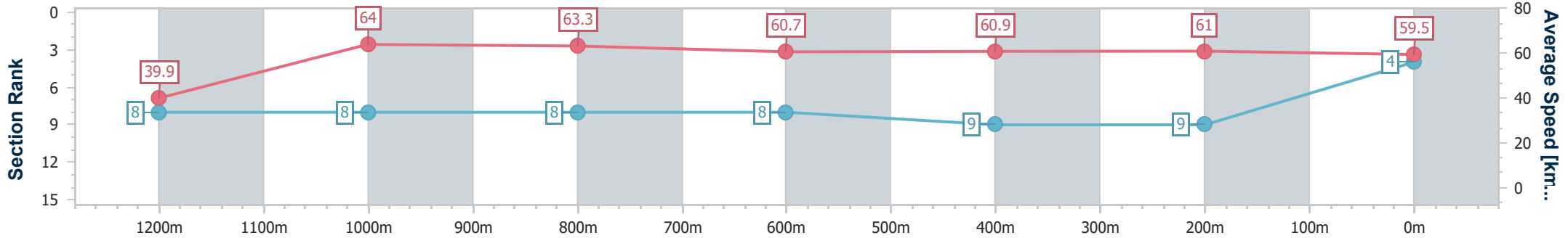
Race 1: FIVE WAYS HOTEL BENCHMARK 60 Handicap - 1300m

24 August 2024 - 16:41

Track Rating: Good 4, Weather: Fine, Rail Position: +1.5m 1600m-1400m, +0m Remainder



Section	Overall	1200m	1000m	800m	600m	400m	200m
Section Times	1:19.81 [4] (0:09.06)	1:10.75 [8] (0:11.27)	0:59.48 [8] (0:11.41)	0:48.07 [8] (0:11.95)	0:36.12 [8] (0:12.05)	0:24.07 [9] (0:11.97)	0:12.10 [9] (0:12.10)
Average Speed [km/h]	39.9	64.0	63.3	60.7	60.9	61.0	59.5
Top Speed [km/h]	58.9	65.8	64.9	61.8	61.6	62.7	62.6
Avg. Dist. to Rail [m]	10.0	2.2	0.9	2.6	3.3	4.8	7.9
Avg. Stride Freq. [Hz]	2.2	2.5	2.4	2.4	2.4	2.4	2.4
Avg. Stride Length [m]	5.2	7.2	7.2	7.1	7.0	7.0	6.9



- [ ] Ranking at each section and finish
- .-.- No data available at this section
- NA No data available





Horse/Jockey Name	Echo Hunter
Final Rank	5
Fastest Section Time (Section)	0:08.79 (Overall)
Top Speed [km/h] (Section)	67.0 (1200m)
Race State	Finished



### Toowoomba QLD Professional

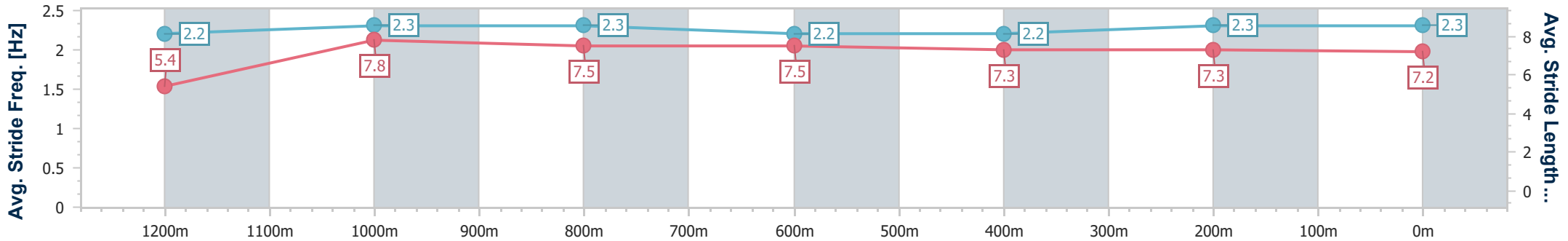
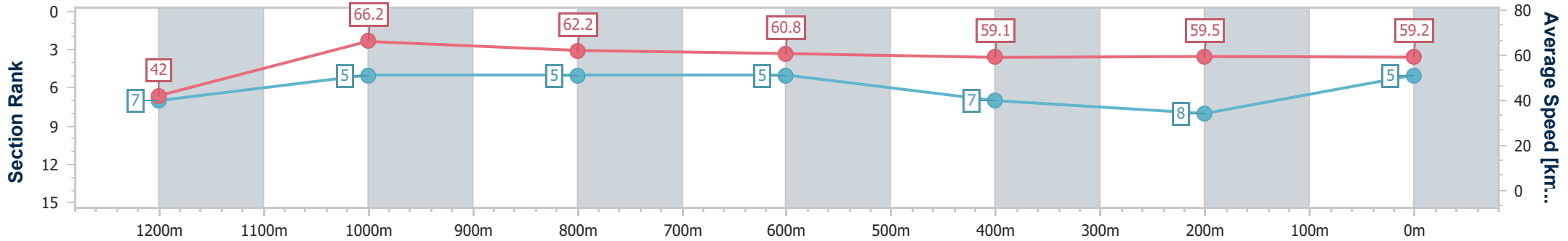
Race 1: FIVE WAYS HOTEL BENCHMARK 60 Handicap - 1300m

24 August 2024 - 16:41

Track Rating: Good 4, Weather: Fine, Rail Position: +1.5m 1600m-1400m, +0m Remainder



Section	Overall	1200m	1000m	800m	600m	400m	200m
Section Times	1:19.83 [5] (0:08.79)	1:11.04 [7] (0:10.90)	1:00.14 [5] (0:11.67)	0:48.47 [5] (0:11.98)	0:36.49 [5] (0:12.21)	0:24.28 [7] (0:12.13)	0:12.15 [8] (0:12.15)
Average Speed [km/h]	42.0	66.2	62.2	60.8	59.1	59.5	59.2
Top Speed [km/h]	43.6	67.0	67.0	62.5	61.1	60.2	60.3
Avg. Dist. to Rail [m]	7.0	3.9	2.1	1.7	1.3	0.9	3.3
Avg. Stride Freq. [Hz]	2.2	2.3	2.3	2.2	2.2	2.3	2.3
Avg. Stride Length [m]	5.4	7.8	7.5	7.5	7.3	7.3	7.2



- [ ] Ranking at each section and finish
- .-.- No data available at this section
- NA No data available



Horse/Jockey Name	It'smemario
Final Rank	6
Fastest Section Time (Section)	0:08.69 (Overall)
Top Speed [km/h] (Section)	67.0 (1200m)
Race State	Finished



### Toowoomba QLD Professional

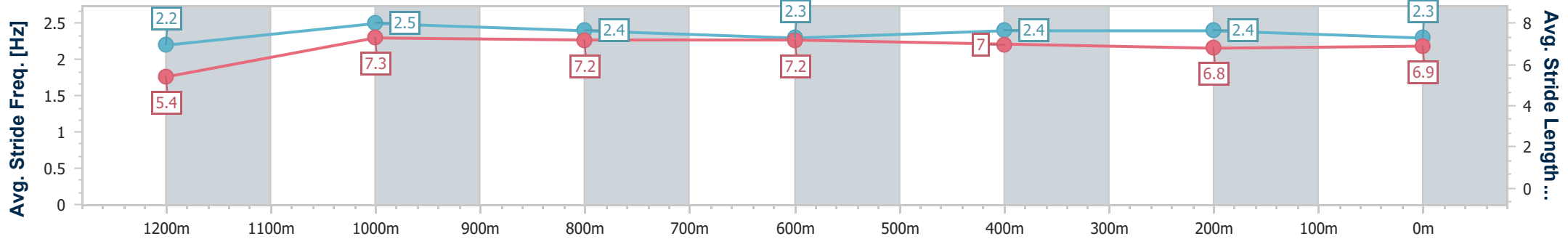
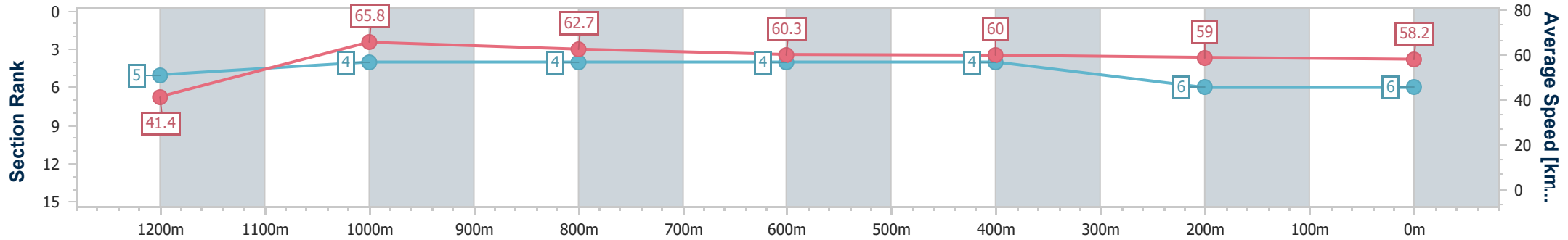
Race 1: FIVE WAYS HOTEL BENCHMARK 60 Handicap - 1300m

24 August 2024 - 16:41

Track Rating: Good 4, Weather: Fine, Rail Position: +1.5m 1600m-1400m, +0m Remainder



Section	Overall	1200m	1000m	800m	600m	400m	200m
Section Times	1:19.88 [6] (0:08.69)	1:11.19 [5] (0:10.99)	1:00.20 [4] (0:11.54)	0:48.66 [4] (0:11.98)	0:36.68 [4] (0:12.10)	0:24.58 [4] (0:12.18)	0:12.40 [6] (0:12.40)
Average Speed [km/h]	41.4	65.8	62.7	60.3	60.0	59.0	58.2
Top Speed [km/h]	62.6	67.0	65.3	61.8	60.4	60.3	58.9
Avg. Dist. to Rail [m]	3.5	1.5	1.4	2.0	1.0	0.3	0.8
Avg. Stride Freq. [Hz]	2.2	2.5	2.4	2.3	2.4	2.4	2.3
Avg. Stride Length [m]	5.4	7.3	7.2	7.2	7.0	6.8	6.9



- [ ] Ranking at each section and finish
- .-.- No data available at this section
- NA No data available



Horse/Jockey Name	Bleriot
Final Rank	7
Fastest Section Time (Section)	0:08.61 (Overall)
Top Speed [km/h] (Section)	64.9 (1200m)
Race State	Finished



### Toowoomba QLD Professional

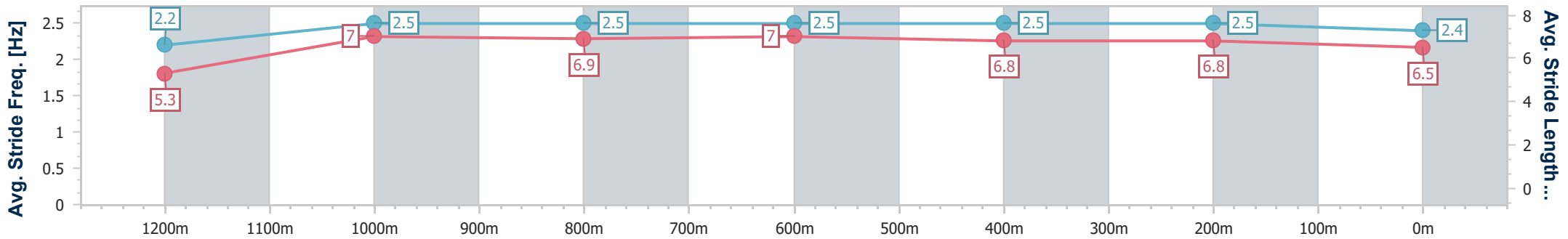
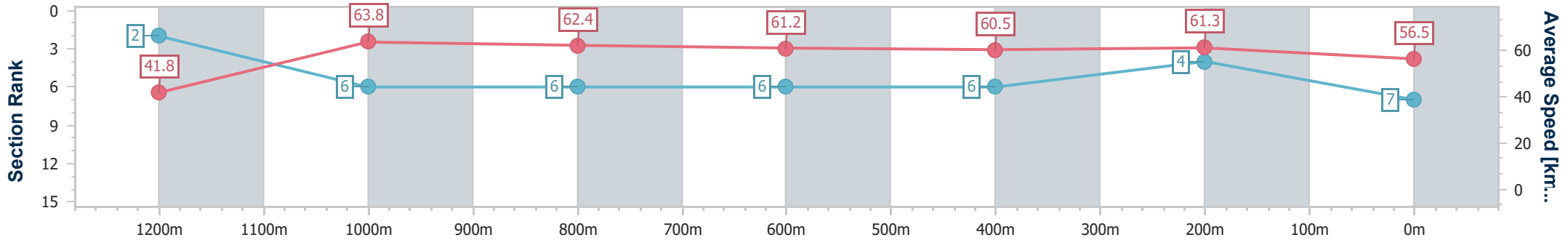
Race 1: FIVE WAYS HOTEL BENCHMARK 60 Handicap - 1300m

24 August 2024 - 16:41

Track Rating: Good 4, Weather: Fine, Rail Position: +1.5m 1600m-1400m, +0m Remainder



Section	Overall	1200m	1000m	800m	600m	400m	200m
Section Times	1:20.12 [7] (0:08.61)	1:11.51 [2] (0:11.33)	1:00.18 [6] (0:11.64)	0:48.54 [6] (0:11.93)	0:36.61 [6] (0:12.01)	0:24.60 [6] (0:11.88)	0:12.72 [4] (0:12.72)
Average Speed [km/h]	41.8	63.8	62.4	61.2	60.5	61.3	56.5
Top Speed [km/h]	61.9	64.9	64.4	62.3	62.3	63.5	59.6
Avg. Dist. to Rail [m]	9.9	3.9	2.8	3.6	2.5	3.3	5.5
Avg. Stride Freq. [Hz]	2.2	2.5	2.5	2.5	2.5	2.5	2.4
Avg. Stride Length [m]	5.3	7.0	6.9	7.0	6.8	6.8	6.5



- [ ] Ranking at each section and finish
- .-.- No data available at this section
- NA No data available



Horse/Jockey Name	Down The Barrel
Final Rank	8
Fastest Section Time (Section)	0:09.12 (Overall)
Top Speed [km/h] (Section)	65.4 (1200m)
Race State	Finished



### Toowoomba QLD Professional

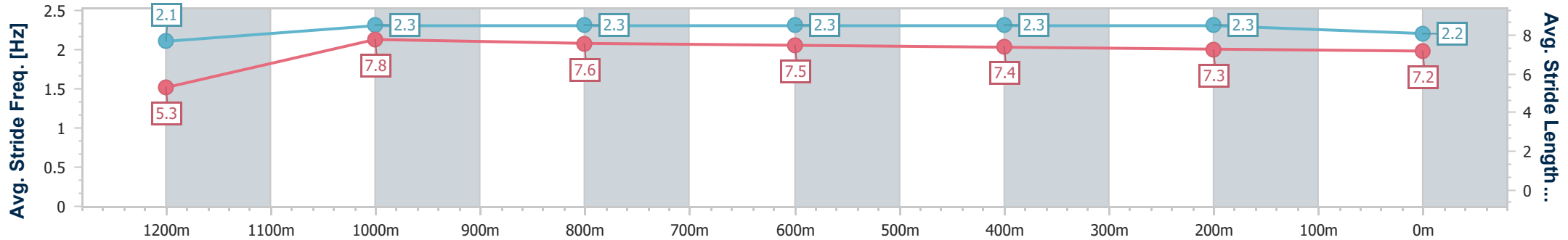
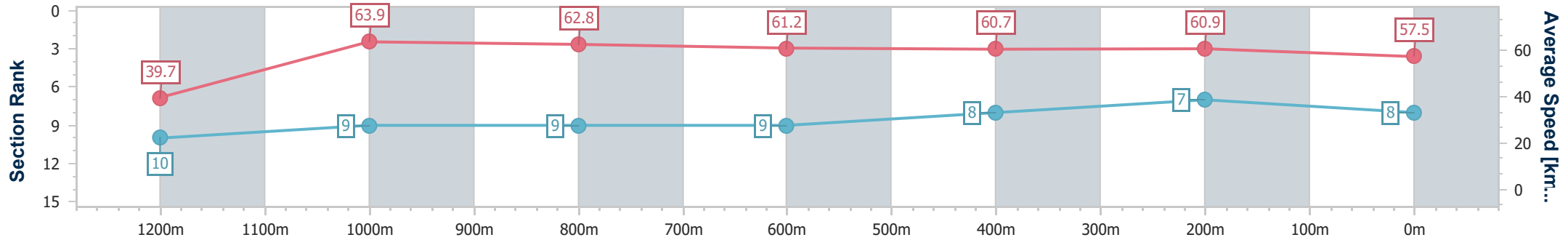
Race 1: FIVE WAYS HOTEL BENCHMARK 60 Handicap - 1300m

24 August 2024 - 16:41

Track Rating: Good 4, Weather: Fine, Rail Position: +1.5m 1600m-1400m, +0m Remainder



Section	Overall	1200m	1000m	800m	600m	400m	200m
Section Times	1:20.14 [8] (0:09.12)	1:11.02 [10] (0:11.25)	0:59.77 [9] (0:11.53)	0:48.24 [9] (0:11.87)	0:36.37 [9] (0:11.93)	0:24.44 [8] (0:11.91)	0:12.53 [7] (0:12.53)
Average Speed [km/h]	39.7	63.9	62.8	61.2	60.7	60.9	57.5
Top Speed [km/h]	60.6	65.4	64.6	62.1	61.4	61.6	60.4
Avg. Dist. to Rail [m]	9.8	2.5	1.2	1.8	1.5	3.3	7.1
Avg. Stride Freq. [Hz]	2.1	2.3	2.3	2.3	2.3	2.3	2.2
Avg. Stride Length [m]	5.3	7.8	7.6	7.5	7.4	7.3	7.2



- [ ] Ranking at each section and finish
- .-.- No data available at this section
- NA No data available



Horse/Jockey Name	Going To The Sun
Final Rank	9
Fastest Section Time (Section)	0:09.10 (Overall)
Top Speed [km/h] (Section)	63.9 (1200m)
Race State	Finished



Toowoomba QLD Professional

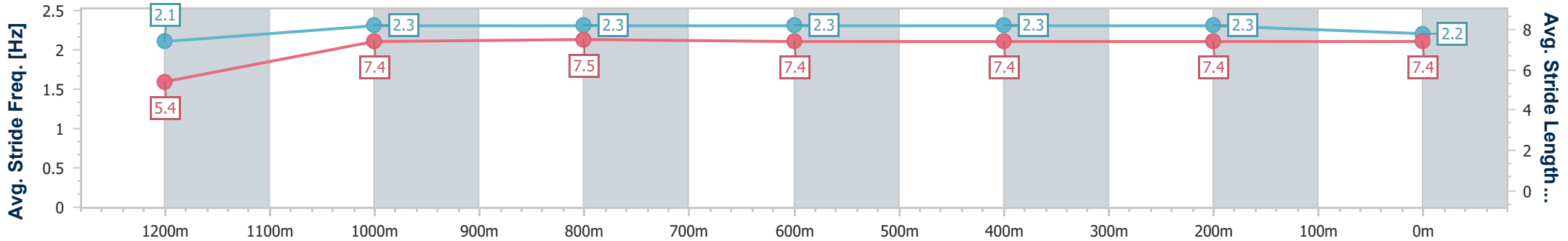
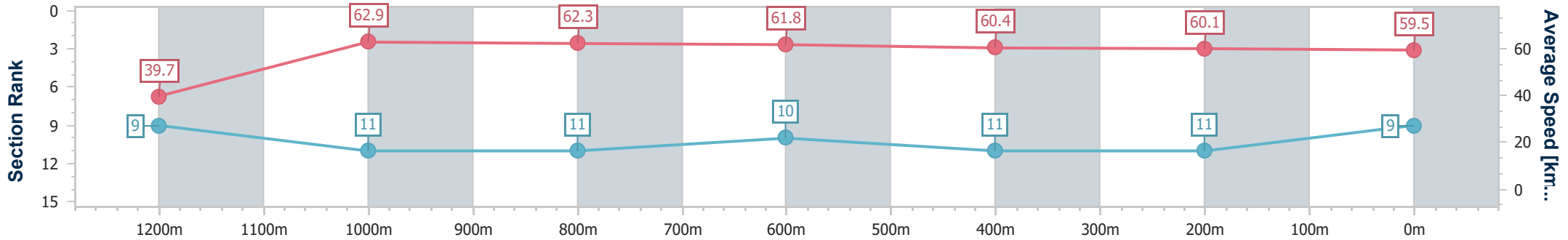
Race 1: FIVE WAYS HOTEL BENCHMARK 60 Handicap - 1300m



24 August 2024 - 16:41

Track Rating: Good 4, Weather: Fine, Rail Position: +1.5m 1600m-1400m, +0m Remainder

Section	Overall	1200m	1000m	800m	600m	400m	200m
Section Times	1:20.25 [9] (0:09.10)	1:11.15 [9] (0:11.47)	0:59.68 [11] (0:11.65)	0:48.03 [11] (0:11.79)	0:36.24 [10] (0:12.05)	0:24.19 [11] (0:12.13)	0:12.06 [11] (0:12.06)
Average Speed [km/h]	39.7	62.9	62.3	61.8	60.4	60.1	59.5
Top Speed [km/h]	59.0	63.9	63.3	62.5	61.4	61.0	61.1
Avg. Dist. to Rail [m]	10.3	4.1	2.9	2.6	2.0	3.4	5.0
Avg. Stride Freq. [Hz]	2.1	2.3	2.3	2.3	2.3	2.3	2.2
Avg. Stride Length [m]	5.4	7.4	7.5	7.4	7.4	7.4	7.4



- [ ] Ranking at each section and finish
- .-.- No data available at this section
- NA No data available



Horse/Jockey Name	Tattle
Final Rank	10
Fastest Section Time (Section)	0:08.68 (Overall)
Top Speed [km/h] (Section)	68.8 (1200m)
Race State	Finished



### Toowoomba QLD Professional

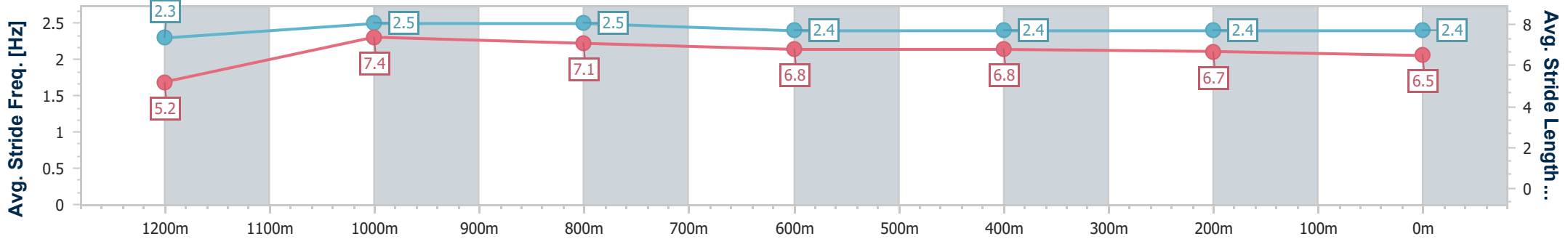
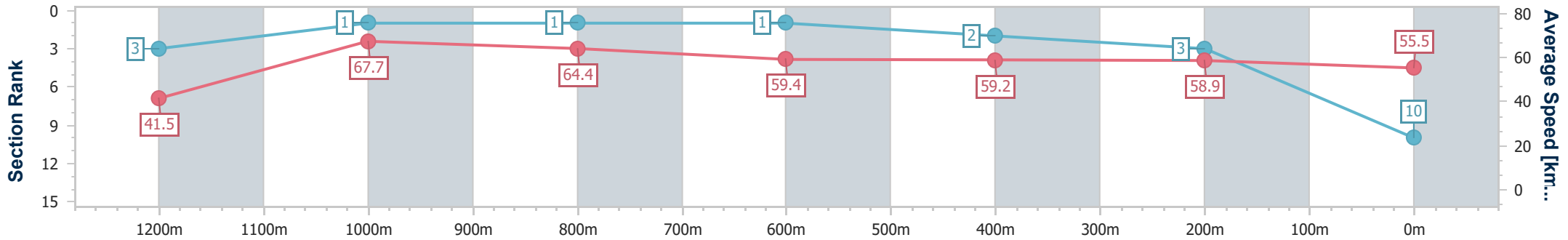
Race 1: FIVE WAYS HOTEL BENCHMARK 60 Handicap - 1300m

24 August 2024 - 16:41

Track Rating: Good 4, Weather: Fine, Rail Position: +1.5m 1600m-1400m, +0m Remainder



Section	Overall	1200m	1000m	800m	600m	400m	200m
Section Times	1:20.25 [10] (0:08.68)	1:11.57 [3] (0:10.70)	1:00.87 [1] (0:11.15)	0:49.72 [1] (0:12.20)	0:37.52 [1] (0:12.29)	0:25.23 [2] (0:12.32)	0:12.91 [3] (0:12.91)
Average Speed [km/h]	41.5	67.7	64.4	59.4	59.2	58.9	55.5
Top Speed [km/h]	64.8	68.8	66.8	60.5	60.9	60.5	57.7
Avg. Dist. to Rail [m]	9.0	1.5	1.0	2.0	2.1	1.2	0.8
Avg. Stride Freq. [Hz]	2.3	2.5	2.5	2.4	2.4	2.4	2.4
Avg. Stride Length [m]	5.2	7.4	7.1	6.8	6.8	6.7	6.5



- [ ] Ranking at each section and finish
- .-.- No data available at this section
- NA No data available



Horse/Jockey Name	Asgoodasyougett
Final Rank	11
Fastest Section Time (Section)	0:09.31 (Overall)
Top Speed [km/h] (Section)	66.8 (1200m)
Race State	Finished



### Toowoomba QLD Professional

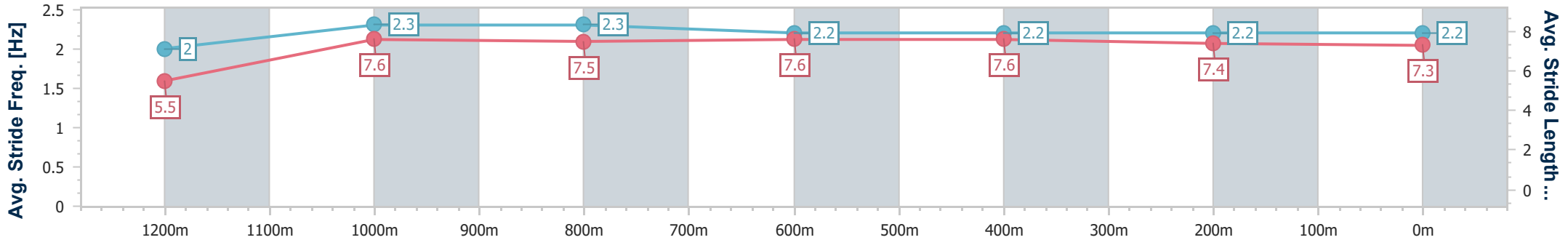
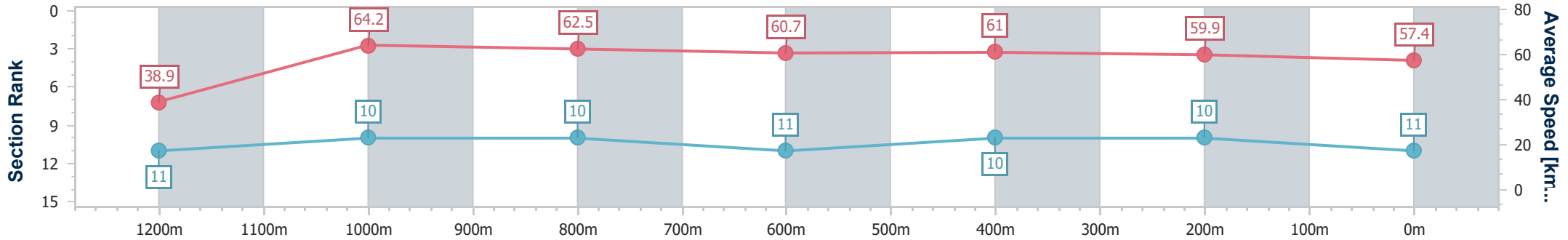
Race 1: FIVE WAYS HOTEL BENCHMARK 60 Handicap - 1300m

24 August 2024 - 16:41

Track Rating: Good 4, Weather: Fine, Rail Position: +1.5m 1600m-1400m, +0m Remainder



Section	Overall	1200m	1000m	800m	600m	400m	200m
Section Times	1:20.48 [11] (0:09.31)	1:11.17 [11] (0:11.23)	0:59.94 [10] (0:11.60)	0:48.34 [10] (0:11.88)	0:36.46 [11] (0:11.84)	0:24.62 [10] (0:12.12)	0:12.50 [10] (0:12.50)
Average Speed [km/h]	38.9	64.2	62.5	60.7	61.0	59.9	57.4
Top Speed [km/h]	57.6	66.8	63.5	61.8	61.7	61.1	59.4
Avg. Dist. to Rail [m]	11.2	2.9	0.9	1.2	0.8	2.7	4.3
Avg. Stride Freq. [Hz]	2.0	2.3	2.3	2.2	2.2	2.2	2.2
Avg. Stride Length [m]	5.5	7.6	7.5	7.6	7.6	7.4	7.3



- [ ] Ranking at each section and finish
- .-.- No data available at this section
- NA No data available



# Toowoomba QLD Professional

## Race 2: RDO EQUIPMENT BENCHMARK 65 Handicap - 1000m

24 August 2024 - 17:22



Track Rating: Good 4, Weather: Fine, Rail Position: +1.5m 1400m-1600m; True Rem

Section		Overall						800m		600m		400m		200m		Last 600m		
Field Times		0:50.07						0:45.92		0:35.17		0:23.88		0:12.30		0:35.17		
		(0:04.15)						(0:10.75)		(0:11.29)		(0:11.58)		(0:12.30)				
Rank	TAB	Horse/Jockey	Barrier	Top Speed [km/h]	Fastest Section	Margin												Distance Travelled [m]
1	7	<b>KING OF THE JUNGLE</b> Anthony Allen	4	68.2 800m	0:04.25 Overall	0:50.07 [1] (0:04.25)	0:45.82 [2] (0:10.70)	0:35.12 [2] (0:11.25)	0:23.87 [2] (0:11.57)	0:12.30 [1] (0:12.30)	0:50.07					0:35.12		
2	8	<b>MISS DE BLAAS</b> Les Tilley	6	68.0 Overall	0:04.43 Overall	0:50.45 [2] (0:04.43)	0:46.02 [3] (0:10.93)	0:35.09 [3] (0:11.26)	0:23.83 [3] (0:11.77)	0:12.06 [3] (0:12.06)	2L					0:35.09	-2	
3	11	<b>BUTT HEADS</b> Chelsea Baker	8	67.5 800m	0:05.35 Overall	0:50.73 [3] (0:05.35)	0:45.38 [9] (0:10.90)	0:34.48 [9] (0:11.12)	0:23.36 [8] (0:11.50)	0:11.86 [8] (0:11.86)	3.5L					0:34.48	-2	
4	1	<b>ISLAND TIDE</b> Landan Sykes	1	68.5 800m	0:04.15 Overall	0:50.74 [4] (0:04.15)	0:46.59 [1] (0:10.75)	0:35.84 [1] (0:11.29)	0:24.55 [1] (0:11.87)	0:12.68 [2] (0:12.68)	3.6L					0:35.84	-1	
5	10	<b>TAKARA STAR</b> Stacey Callow	5	67.7 600m	0:04.98 Overall	0:50.89 [5] (0:04.98)	0:45.91 [6] (0:10.92)	0:34.99 [6] (0:11.29)	0:23.70 [7] (0:11.58)	0:12.12 [6] (0:12.12)	4.4L					0:34.99	+4	
6	2	<b>ARTIE BEATSOME</b> Michael Murphy	10	68.2 800m	0:05.31 Overall	0:50.89 [6] (0:05.31)	0:45.58 [7] (0:10.85)	0:34.73 [8] (0:11.25)	0:23.48 [9] (0:11.53)	0:11.95 [9] (0:11.95)	4.5L					0:34.73	+4	
7	3	<b>POINT BREAK</b> Dan McGillivray	2	68.7 800m	0:04.80 Overall	0:51.01 [7] (0:04.80)	0:46.21 [5] (0:10.78)	0:35.43 [5] (0:11.25)	0:24.18 [5] (0:11.76)	0:12.42 [5] (0:12.42)	5L					0:35.43	-5	
8	9	<b>PITAVAGO</b> Madeleine Wishart	3	67.9 800m	0:05.32 Overall	0:51.02 [8] (0:05.32)	0:45.70 [8] (0:10.74)	0:34.96 [7] (0:11.08)	0:23.88 [6] (0:11.65)	0:12.23 [7] (0:12.23)	5.1L					0:34.96	-4	
9	6	<b>MACHINE HEAD</b> Nathan Fazackerley	7	68.3 800m	0:04.64 Overall	0:51.41 [9] (0:04.64)	0:46.77 [4] (0:10.82)	0:35.95 [4] (0:11.28)	0:24.67 [4] (0:11.84)	0:12.83 [4] (0:12.83)	7.4L					0:35.95	+3	

Scratched: Montana Lady (#12), Bean Rocking (#5), Kozani (#4)

[ ] Ranking at each section and finish  
 -:-:- No data available at this section  
 NA No data available

SCN Saddle cloth number  
 DNF Did not finish  
 DNT Did not track





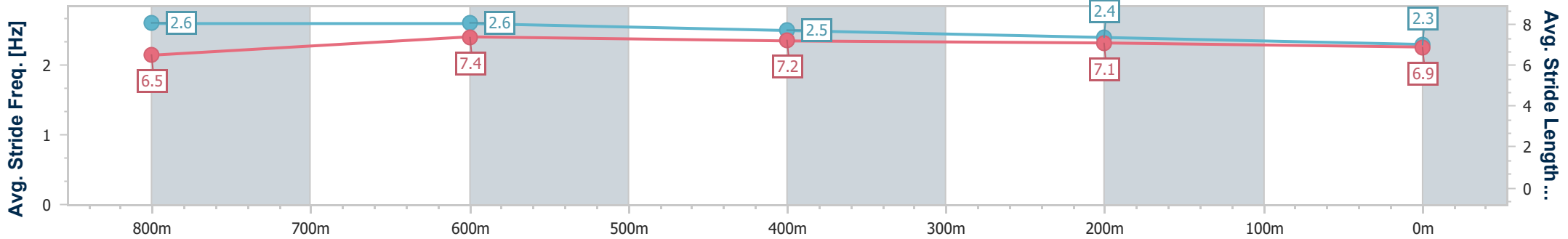
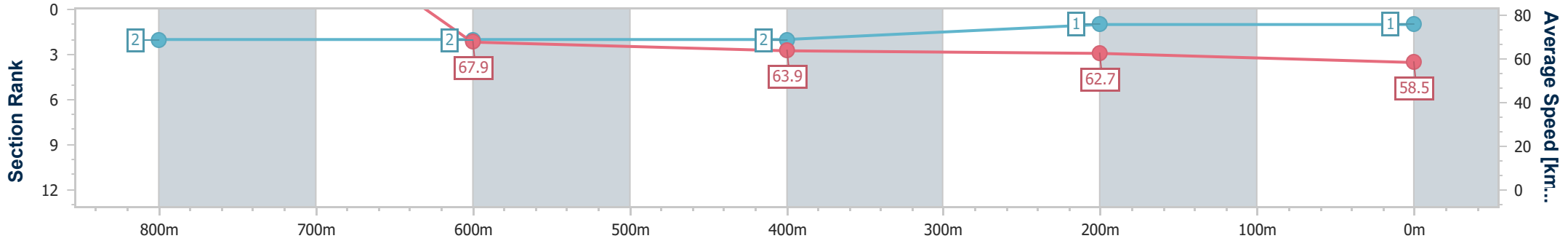
Horse/Jockey Name	King Of The Jungle
Final Rank	1
Fastest Section Time (Section)	0:04.25 (Overall)
Top Speed [km/h] (Section)	68.2 (800m)
Race State	Finished



Toowoomba QLD Professional  
 Race 2: RDO EQUIPMENT BENCHMARK 65 Handicap - 1000m  
 24 August 2024 - 17:22  
 Track Rating: Good 4, Weather: Fine, Rail Position: +1.5m 1400m-1600m; True Rem



Section	Overall	800m	600m	400m	200m
Section Times	0:50.07 [1] (0:04.25)	0:45.82 [2] (0:10.70)	0:35.12 [2] (0:11.25)	0:23.87 [2] (0:11.57)	0:12.30 [1] (0:12.30)
Average Speed [km/h]	169.7	67.9	63.9	62.7	58.5
Top Speed [km/h]	68.2	68.2	66.9	64.7	61.0
Avg. Dist. to Rail [m]	4.4	1.3	0.8	1.2	1.1
Avg. Stride Freq. [Hz]	2.6	2.6	2.5	2.4	2.3
Avg. Stride Length [m]	6.5	7.4	7.2	7.1	6.9



- [ ] Ranking at each section and finish
- .-.- No data available at this section
- NA No data available



Horse/Jockey Name	Miss De Blaas
Final Rank	2
Fastest Section Time (Section)	0:04.43 (Overall)
Top Speed [km/h] (Section)	68.0 (Overall)
Race State	Finished



### Toowoomba QLD Professional

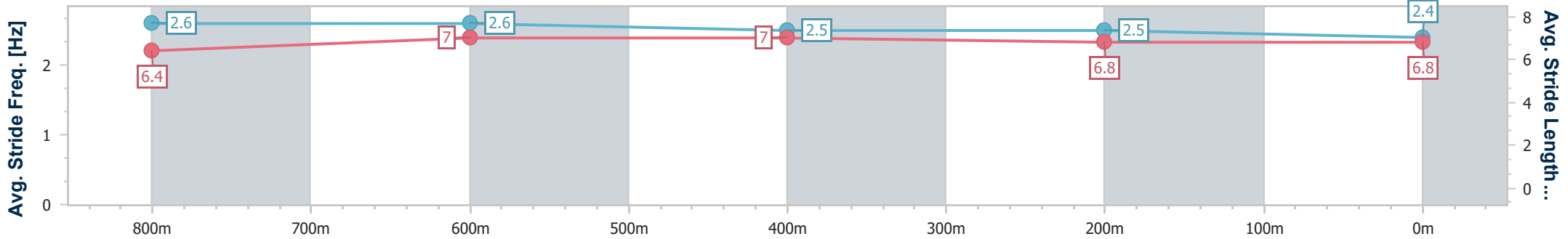
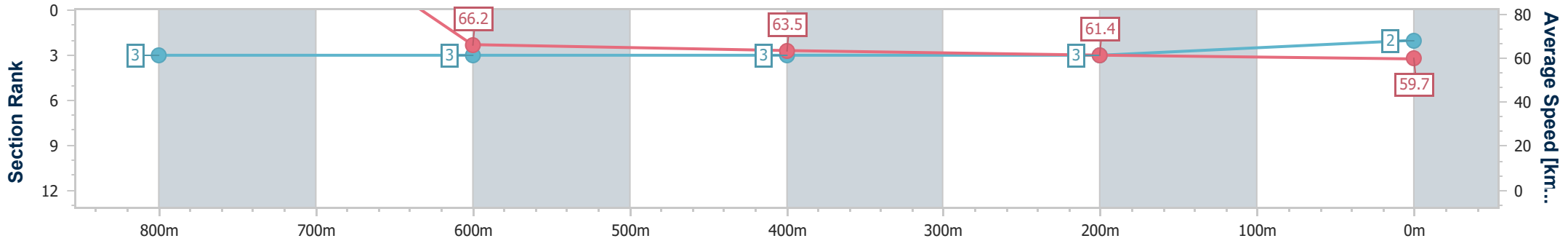
Race 2: RDO EQUIPMENT BENCHMARK 65 Handicap - 1000m

24 August 2024 - 17:22

Track Rating: Good 4, Weather: Fine, Rail Position: +1.5m 1400m-1600m; True Rem



Section	Overall	800m	600m	400m	200m
Section Times	0:50.45 [2] (0:04.43)	0:46.02 [3] (0:10.93)	0:35.09 [3] (0:11.26)	0:23.83 [3] (0:11.77)	0:12.06 [3] (0:12.06)
Average Speed [km/h]	163.1	66.2	63.5	61.4	59.7
Top Speed [km/h]	68.0	67.8	66.3	62.1	60.9
Avg. Dist. to Rail [m]	4.3	0.5	0.9	1.3	3.7
Avg. Stride Freq. [Hz]	2.6	2.6	2.5	2.5	2.4
Avg. Stride Length [m]	6.4	7.0	7.0	6.8	6.8



- [ ] Ranking at each section and finish
- .-.- No data available at this section
- NA No data available



Horse/Jockey Name	Butt Heads
Final Rank	3
Fastest Section Time (Section)	0:05.35 (Overall)
Top Speed [km/h] (Section)	67.5 (800m)
Race State	Finished



### Toowoomba QLD Professional

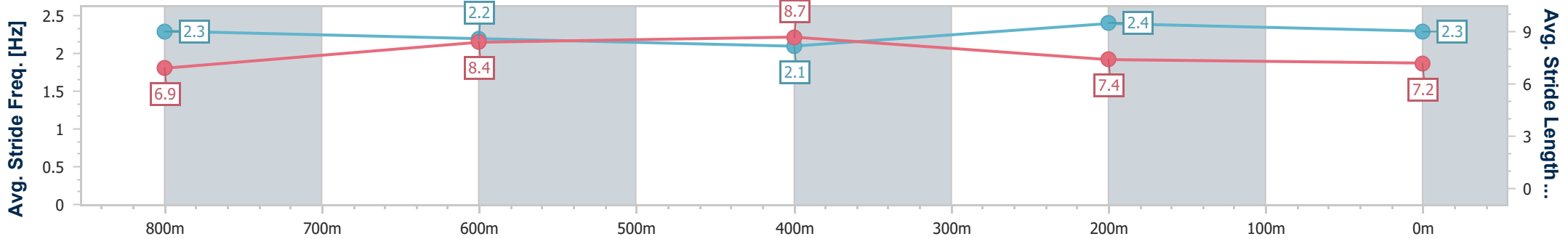
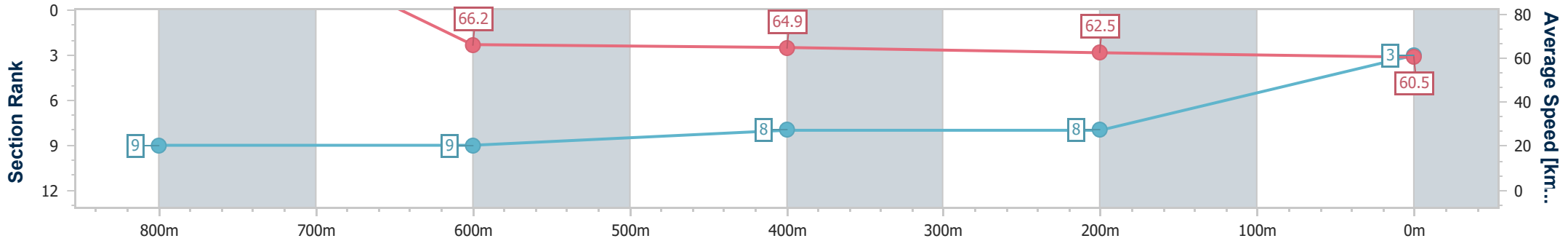
Race 2: RDO EQUIPMENT BENCHMARK 65 Handicap - 1000m

24 August 2024 - 17:22

Track Rating: Good 4, Weather: Fine, Rail Position: +1.5m 1400m-1600m; True Rem



Section	Overall	800m	600m	400m	200m
Section Times	0:50.73 [3] (0:05.35)	0:45.38 [9] (0:10.90)	0:34.48 [9] (0:11.12)	0:23.36 [8] (0:11.50)	0:11.86 [8] (0:11.86)
Average Speed [km/h]	135.3	66.2	64.9	62.5	60.5
Top Speed [km/h]	66.9	67.5	66.9	63.5	62.2
Avg. Dist. to Rail [m]	5.6	0.8	0.3	0.6	1.7
Avg. Stride Freq. [Hz]	2.3	2.2	2.1	2.4	2.3
Avg. Stride Length [m]	6.9	8.4	8.7	7.4	7.2



- [ ] Ranking at each section and finish
- .-.- No data available at this section
- NA No data available



Horse/Jockey Name	Island Tide
Final Rank	4
Fastest Section Time (Section)	0:04.15 (Overall)
Top Speed [km/h] (Section)	68.5 (800m)
Race State	Finished



### Toowoomba QLD Professional

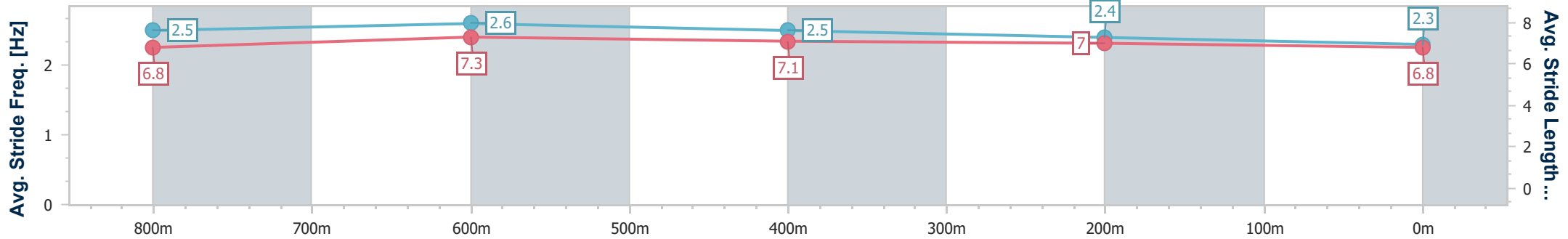
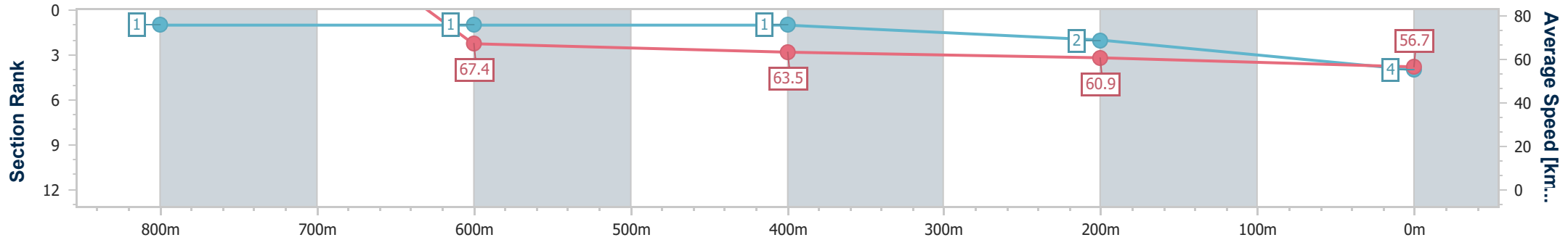
Race 2: RDO EQUIPMENT BENCHMARK 65 Handicap - 1000m

24 August 2024 - 17:22

Track Rating: Good 4, Weather: Fine, Rail Position: +1.5m 1400m-1600m; True Rem



Section	Overall	800m	600m	400m	200m
Section Times	0:50.74 [4] (0:04.15)	0:46.59 [1] (0:10.75)	0:35.84 [1] (0:11.29)	0:24.55 [1] (0:11.87)	0:12.68 [2] (0:12.68)
Average Speed [km/h]	174.2	67.4	63.5	60.9	56.7
Top Speed [km/h]	67.0	68.5	66.6	62.4	59.7
Avg. Dist. to Rail [m]	4.3	0.5	0.9	0.7	0.5
Avg. Stride Freq. [Hz]	2.5	2.6	2.5	2.4	2.3
Avg. Stride Length [m]	6.8	7.3	7.1	7.0	6.8



- [ ] Ranking at each section and finish
- .-.- No data available at this section
- NA No data available



Horse/Jockey Name	Takara Star
Final Rank	5
Fastest Section Time (Section)	0:04.98 (Overall)
Top Speed [km/h] (Section)	67.7 (600m)
Race State	Finished



Toowoomba QLD Professional

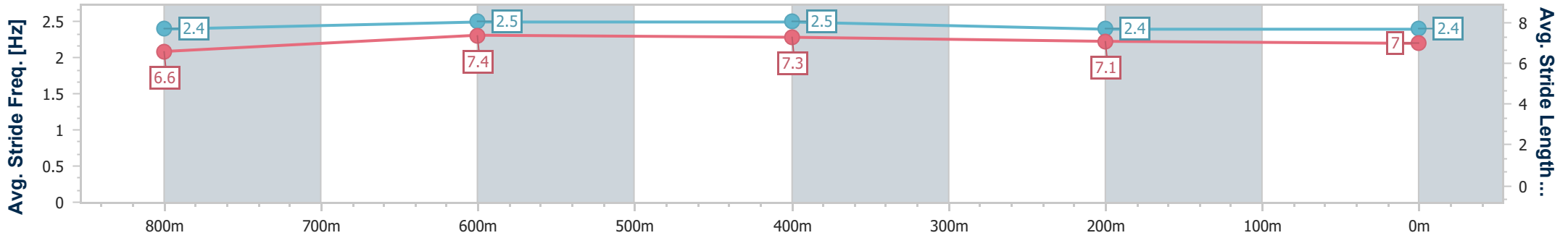
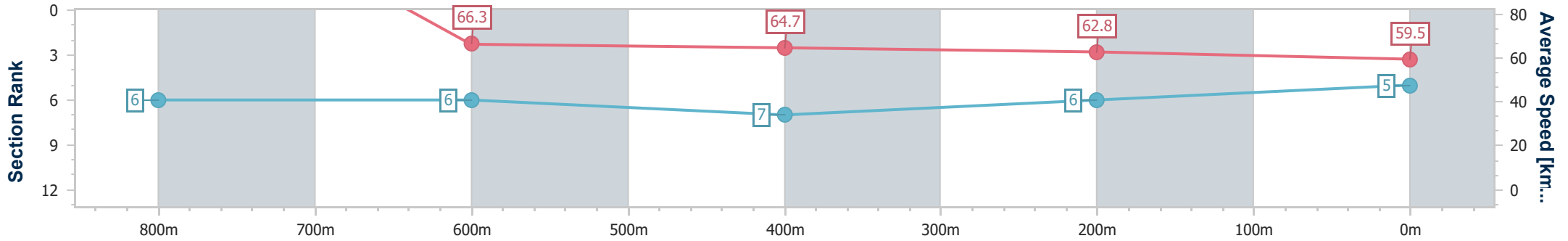
Race 2: RDO EQUIPMENT BENCHMARK 65 Handicap - 1000m

24 August 2024 - 17:22

Track Rating: Good 4, Weather: Fine, Rail Position: +1.5m 1400m-1600m; True Rem



Section	Overall	800m	600m	400m	200m
Section Times	0:50.89 [5] (0:04.98)	0:45.91 [6] (0:10.92)	0:34.99 [6] (0:11.29)	0:23.70 [7] (0:11.58)	0:12.12 [6] (0:12.12)
Average Speed [km/h]	144.8	66.3	64.7	62.8	59.5
Top Speed [km/h]	66.1	67.4	67.7	63.9	61.5
Avg. Dist. to Rail [m]	3.4	1.6	2.5	4.3	7.2
Avg. Stride Freq. [Hz]	2.4	2.5	2.5	2.4	2.4
Avg. Stride Length [m]	6.6	7.4	7.3	7.1	7.0



- [ ] Ranking at each section and finish
- .-.- No data available at this section
- NA No data available



Horse/Jockey Name	Artie Beatsome
Final Rank	6
Fastest Section Time (Section)	0:05.31 (Overall)
Top Speed [km/h] (Section)	68.2 (800m)
Race State	Finished



Toowoomba QLD Professional

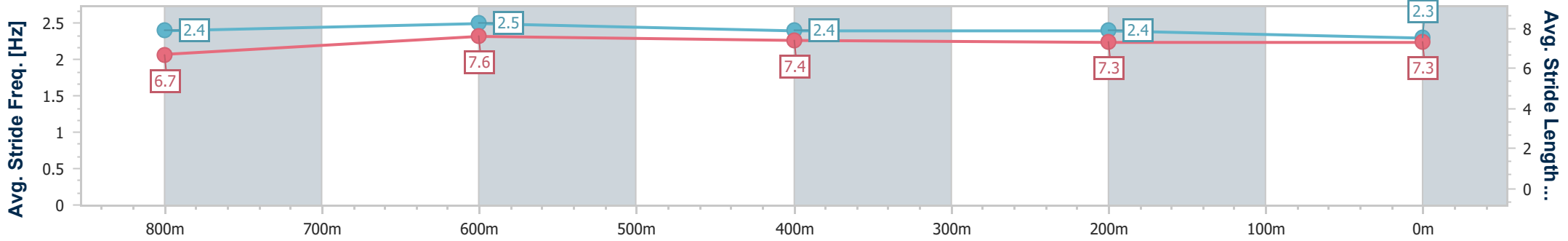
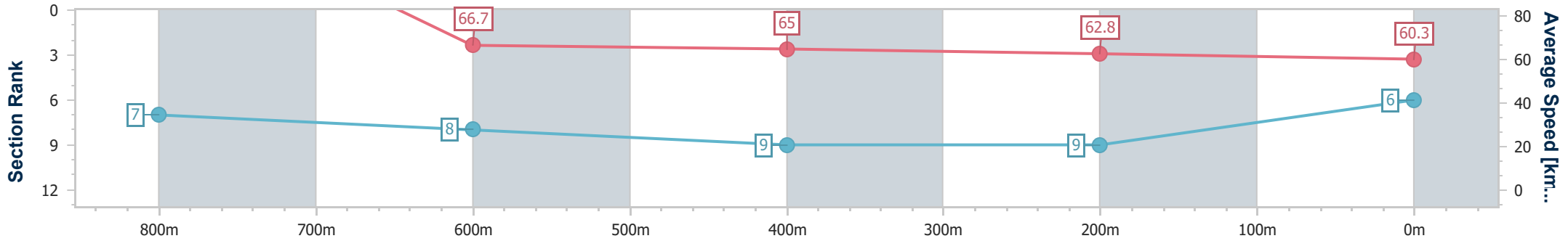
Race 2: RDO EQUIPMENT BENCHMARK 65 Handicap - 1000m

24 August 2024 - 17:22

Track Rating: Good 4, Weather: Fine, Rail Position: +1.5m 1400m-1600m; True Rem



Section	Overall	800m	600m	400m	200m
Section Times	0:50.89 [6] (0:05.31)	0:45.58 [7] (0:10.85)	0:34.73 [8] (0:11.25)	0:23.48 [9] (0:11.53)	0:11.95 [9] (0:11.95)
Average Speed [km/h]	136.6	66.7	65.0	62.8	60.3
Top Speed [km/h]	66.4	68.2	67.4	63.7	61.4
Avg. Dist. to Rail [m]	5.9	2.1	2.5	2.1	2.7
Avg. Stride Freq. [Hz]	2.4	2.5	2.4	2.4	2.3
Avg. Stride Length [m]	6.7	7.6	7.4	7.3	7.3



- [ ] Ranking at each section and finish
- .-.- No data available at this section
- NA No data available



Horse/Jockey Name	Point Break
Final Rank	7
Fastest Section Time (Section)	0:04.80 (Overall)
Top Speed [km/h] (Section)	68.7 (800m)
Race State	Finished



### Toowoomba QLD Professional

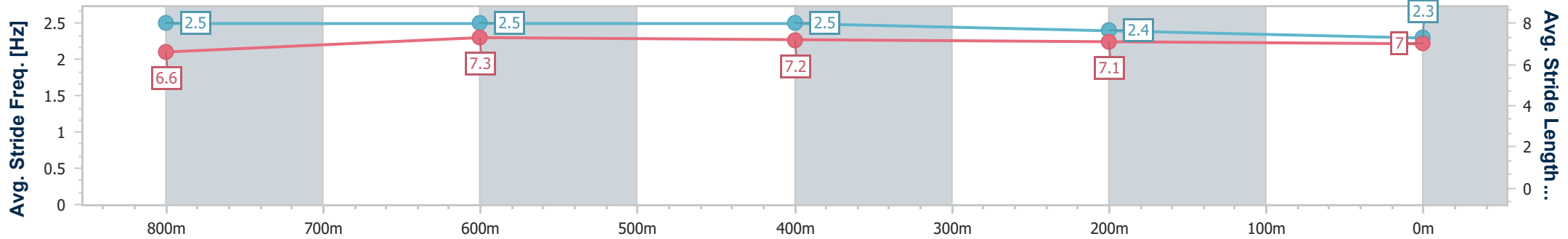
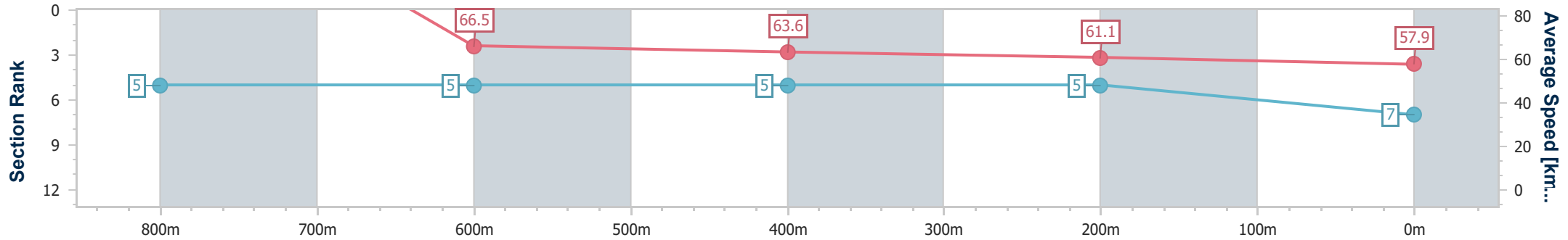
Race 2: RDO EQUIPMENT BENCHMARK 65 Handicap - 1000m

24 August 2024 - 17:22

Track Rating: Good 4, Weather: Fine, Rail Position: +1.5m 1400m-1600m; True Rem



Section	Overall	800m	600m	400m	200m
Section Times	0:51.01 [7] (0:04.80)	0:46.21 [5] (0:10.78)	0:35.43 [5] (0:11.25)	0:24.18 [5] (0:11.76)	0:12.42 [5] (0:12.42)
Average Speed [km/h]	150.6	66.5	63.6	61.1	57.9
Top Speed [km/h]	66.7	68.7	66.0	63.0	60.0
Avg. Dist. to Rail [m]	2.6	1.1	1.5	0.6	0.9
Avg. Stride Freq. [Hz]	2.5	2.5	2.5	2.4	2.3
Avg. Stride Length [m]	6.6	7.3	7.2	7.1	7.0



- [ ] Ranking at each section and finish
- .-.- No data available at this section
- NA No data available



Horse/Jockey Name	Pitavago
Final Rank	8
Fastest Section Time (Section)	0:05.32 (Overall)
Top Speed [km/h] (Section)	67.9 (800m)
Race State	Finished



Toowoomba QLD Professional

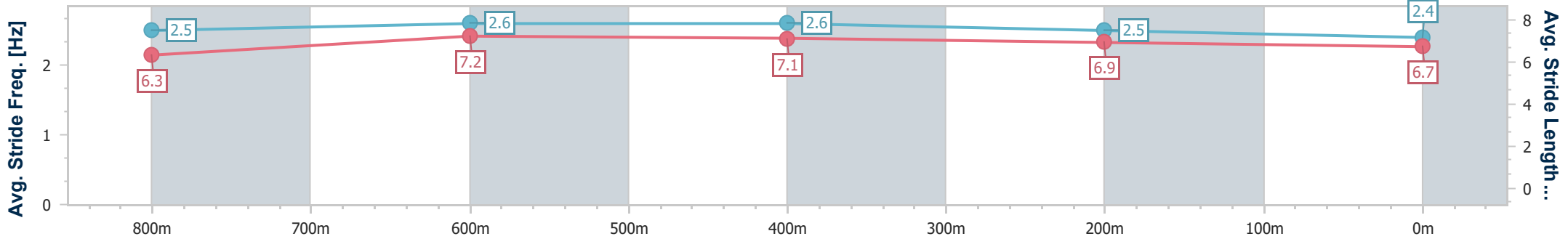
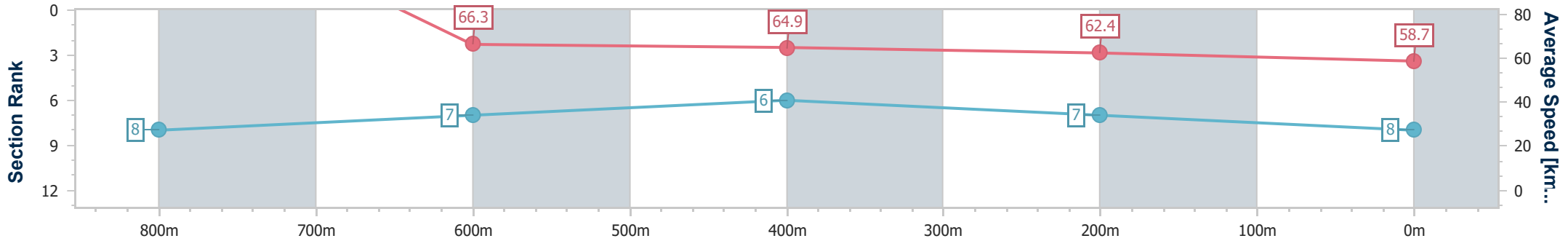
Race 2: RDO EQUIPMENT BENCHMARK 65 Handicap - 1000m

24 August 2024 - 17:22

Track Rating: Good 4, Weather: Fine, Rail Position: +1.5m 1400m-1600m; True Rem



Section	Overall	800m	600m	400m	200m
Section Times	0:51.02 [8] (0:05.32)	0:45.70 [8] (0:10.74)	0:34.96 [7] (0:11.08)	0:23.88 [6] (0:11.65)	0:12.23 [7] (0:12.23)
Average Speed [km/h]	135.4	66.3	64.9	62.4	58.7
Top Speed [km/h]	66.5	67.9	67.2	64.1	60.2
Avg. Dist. to Rail [m]	3.2	1.7	1.5	3.0	4.9
Avg. Stride Freq. [Hz]	2.5	2.6	2.6	2.5	2.4
Avg. Stride Length [m]	6.3	7.2	7.1	6.9	6.7



- [ ] Ranking at each section and finish
- .-.- No data available at this section
- NA No data available





Horse/Jockey Name	Machine Head
Final Rank	9
Fastest Section Time (Section)	0:04.64 (Overall)
Top Speed [km/h] (Section)	68.3 (800m)
Race State	Finished



### Toowoomba QLD Professional

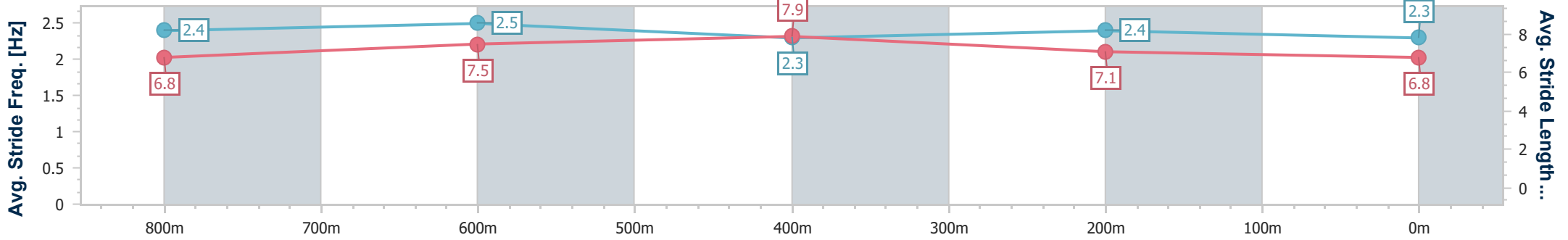
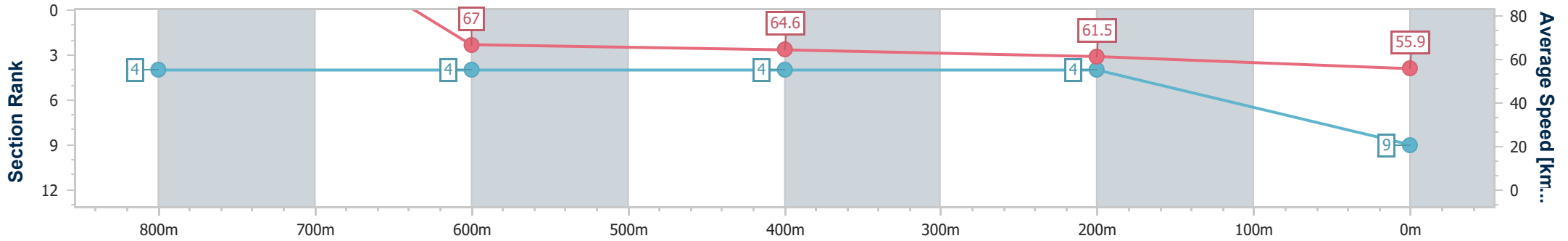
Race 2: RDO EQUIPMENT BENCHMARK 65 Handicap - 1000m

24 August 2024 - 17:22

Track Rating: Good 4, Weather: Fine, Rail Position: +1.5m 1400m-1600m; True Rem



Section	Overall	800m	600m	400m	200m
Section Times	0:51.41 [9] (0:04.64)	0:46.77 [4] (0:10.82)	0:35.95 [4] (0:11.28)	0:24.67 [4] (0:11.84)	0:12.83 [4] (0:12.83)
Average Speed [km/h]	155.7	67.0	64.6	61.5	55.9
Top Speed [km/h]	67.4	68.3	65.9	62.9	59.0
Avg. Dist. to Rail [m]	5.1	1.6	2.1	3.7	6.1
Avg. Stride Freq. [Hz]	2.4	2.5	2.3	2.4	2.3
Avg. Stride Length [m]	6.8	7.5	7.9	7.1	6.8



- [ ] Ranking at each section and finish
- .-.- No data available at this section
- NA No data available



# Toowoomba QLD Professional

## Race 3: QUEENSLAND COTTON Class 1 Plate - 1625m

24 August 2024 - 18:01



Track Rating: Good 4, Weather: Fine, Rail Position: +1.5m 1600m-1400m, +0m Remainder

Section	Field Times	Overall	1400m	1200m	1000m	800m	600m	400m	Last 600m					
		1:40.57 (0:14.72)	1:25.85 (0:11.49)	1:14.36 (0:12.06)	1:02.30 (0:12.61)	0:49.69 (0:12.45)	0:37.24 (0:12.02)	0:25.22 (0:12.32)	0:37.24					
Rank	TAB	Horse/Jockey	Barrier	Top Speed [km/h]	Fastest Section	Distance Travelled [m]								
1	1	LISSARO Stacey Callow	2	65.4 Overall	0:11.46 1400m	1:40.57 [1] (0:15.25)	1:25.32 [7] (0:11.46)	1:13.86 [8] (0:12.14)	1:01.72 [8] (0:12.39)	0:49.33 [7] (0:12.13)	0:37.20 [2] (0:11.98)	0:25.22 [1] (0:12.32)	0:37.20	
2	6	AVOID THE MISSTRES Alisha Donald	4	66.0 Overall	0:11.59 1400m	1:40.63 [2] (0:15.42)	1:25.21 [10] (0:11.59)	1:13.62 [10] (0:12.01)	1:01.61 [10] (0:12.48)	0:49.13 [10] (0:12.45)	0:36.68 [10] (0:12.56)	0:24.12 [10] (0:12.16)	0:36.68	-1
3	7	CRIMSON WARNING Les Tilley	6	66.4 Overall	0:11.43 1400m	1:40.71 [3] (0:15.02)	1:25.69 [4] (0:11.43)	1:14.26 [4] (0:12.04)	1:02.22 [3] (0:12.53)	0:49.69 [4] (0:12.46)	0:37.23 [4] (0:12.39)	0:24.84 [5] (0:12.30)	0:37.23	-7
4	5	TRAUTMAN Karl Zechner	5	67.1 Overall	0:11.58 1400m	1:40.75 [4] (0:15.31)	1:25.44 [8] (0:11.58)	1:13.86 [9] (0:12.07)	1:01.79 [9] (0:12.52)	0:49.27 [9] (0:12.46)	0:36.81 [9] (0:12.34)	0:24.47 [8] (0:12.28)	0:36.81	+1
5	8	DUMA Dan McGillivray	10	68.6 Overall	0:11.22 1400m	1:40.76 [5] (0:15.21)	1:25.55 [5] (0:11.22)	1:14.33 [3] (0:12.08)	1:02.25 [4] (0:12.47)	0:49.78 [3] (0:12.54)	0:37.24 [5] (0:12.30)	0:24.94 [4] (0:12.35)	0:37.24	+1
6	2	MORTAR Michael Murphy	3	66.8 Overall	0:11.39 1400m	1:40.91 [6] (0:15.23)	1:25.68 [6] (0:11.39)	1:14.29 [6] (0:12.01)	1:02.28 [5] (0:12.52)	0:49.76 [5] (0:12.51)	0:37.25 [6] (0:12.40)	0:24.85 [6] (0:12.43)	0:37.25	-1
7	10	SHOTGUN SIXTYFOUR Fiona Sandkuhl	7	67.5 Overall	0:11.49 1400m	1:40.91 [7] (0:14.72)	1:26.19 [1] (0:11.49)	1:14.70 [1] (0:12.06)	1:02.64 [1] (0:12.63)	0:50.01 [2] (0:12.47)	0:37.54 [3] (0:12.26)	0:25.28 [2] (0:12.40)	0:37.54	-6
8	3	NO BETTER TIME Chelsea Baker	11	67.8 Overall	0:11.30 1400m	1:41.46 [8] (0:15.41)	1:26.05 [9] (0:11.30)	1:14.75 [7] (0:12.03)	1:02.72 [7] (0:12.46)	0:50.26 [6] (0:12.55)	0:37.71 [7] (0:12.39)	0:25.32 [7] (0:12.51)	0:37.71	+9
9	4	SHEER REWARD Anthony Allen	8	69.3 Overall	0:11.43 1400m	1:41.93 [9] (0:14.94)	1:26.99 [2] (0:11.43)	1:15.56 [2] (0:11.99)	1:03.57 [2] (0:12.52)	0:51.05 [1] (0:12.45)	0:38.60 [1] (0:12.47)	0:26.13 [3] (0:12.97)	0:38.60	+1
10	11	UNTAMED SPIRIT Hannah Phillips	1	66.7 Overall	0:11.58 1400m	1:43.13 [10] (0:14.97)	1:28.16 [3] (0:11.58)	1:16.58 [5] (0:12.17)	1:04.41 [6] (0:12.60)	0:51.81 [8] (0:12.52)	0:39.29 [8] (0:12.56)	0:26.73 [9] (0:13.01)	0:39.29	-7

Scratched: Deshorente (#12), Ready To Thunder (#13), Jenni Moreese (#9)

[ ] Ranking at each section and finish  
 -:-:- No data available at this section  
 NA No data available

SCN Saddle cloth number  
 DNF Did not finish  
 DNT Did not track



**Toowoomba QLD Professional**  
**Race 3: QUEENSLAND COTTON Class 1 Plate - 1625m**  
**24 August 2024 - 18:01**



Track Rating: Good 4, Weather: Fine, Rail Position: +1.5m 1600m-1400m, +0m Remainder

Section							200m			Last 600m
Field Times							0:12.90			0:37.24
							(0:12.90)			
Rank	TAB	Horse/Jockey	Barrier	Top Speed [km/h]	Fastest Section	Margin			Distance Travelled [m]	
1	1	<b>LISSARO</b> Stacey Callow	2	65.4	0:11.46 Overall 1400m	0:12.90 [1] (0:12.90)	1:40.57		0:37.20	
2	6	<b>AVOID THE MISSTRES</b> Alisha Donald	4	66.0	0:11.59 Overall 1400m	0:11.96 [8] (0:11.96)	0.2L		0:36.68 -1	
3	7	<b>CRIMSON WARNING</b> Les Tilley	6	66.4	0:11.43 Overall 1400m	0:12.54 [3] (0:12.54)	0.7L		0:37.23 -7	
4	5	<b>TRAUTMAN</b> Karl Zechner	5	67.1	0:11.58 Overall 1400m	0:12.19 [6] (0:12.19)	0.9L		0:36.81 +1	
5	8	<b>DUMA</b> Dan McGillivray	10	68.6	0:11.22 Overall 1400m	0:12.59 [4] (0:12.59)	1L		0:37.24 +1	
6	2	<b>MORTAR</b> Michael Murphy	3	66.8	0:11.39 Overall 1400m	0:12.42 [5] (0:12.42)	1.8L		0:37.25 -1	
7	10	<b>SHOTGUN SIXTYFOUR</b> Fiona Sandkuhl	7	67.5	0:11.49 Overall 1400m	0:12.88 [2] (0:12.88)	1.9L		0:37.54 -6	
8	3	<b>NO BETTER TIME</b> Chelsea Baker	11	67.8	0:11.30 Overall 1400m	0:12.81 [7] (0:12.81)	5.2L		0:37.71 +9	
9	4	<b>SHEER REWARD</b> Anthony Allen	8	69.3	0:11.43 Overall 1400m	0:13.16 [9] (0:13.16)	7.7L		0:38.60 +1	
10	11	<b>UNTAMED SPIRIT</b> Hannah Phillips	1	66.7	0:11.58 Overall 1400m	0:13.72 [10] (0:13.72)	14.7L		0:39.29 -7	

Scratched: Deshorente (#12), Ready To Thunder (#13), Jenni Moreese (#9)

[ ] Ranking at each section and finish  
 -:-:- No data available at this section  
 NA No data available

SCN Saddle cloth number  
 DNF Did not finish  
 DNT Did not track



Horse/Jockey Name	Lissaro
Final Rank	1
Fastest Section Time (Section)	0:11.46 (1400m)
Top Speed [km/h] (Section)	65.4 (Overall)
Race State	Finished



### Toowoomba QLD Professional

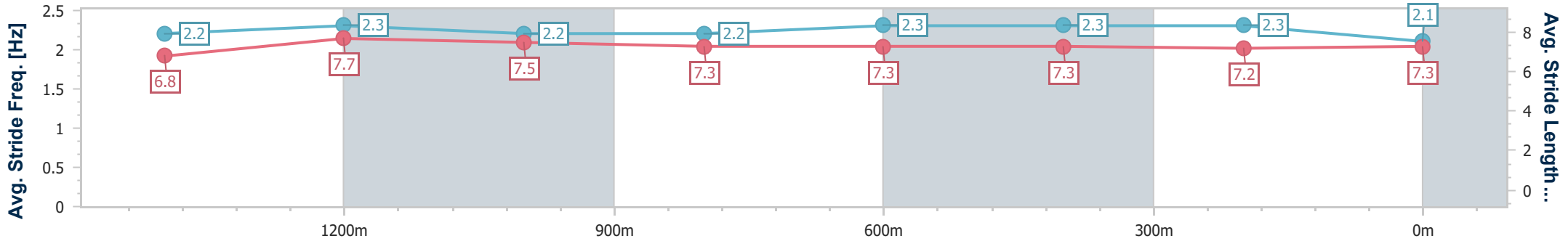
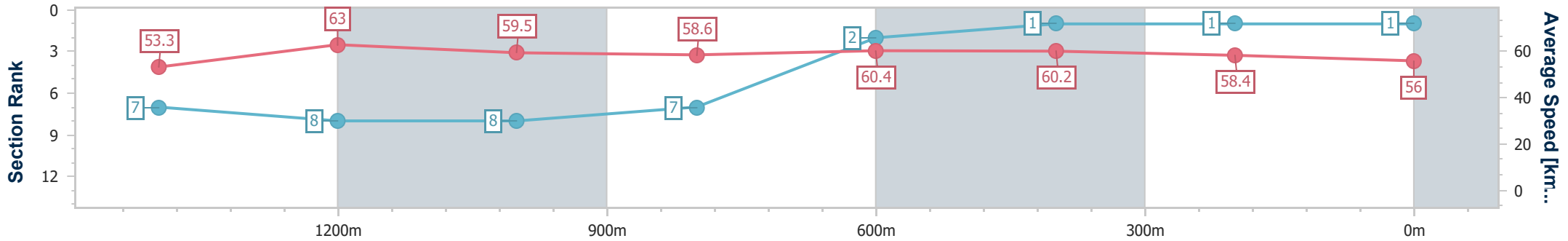
Race 3: QUEENSLAND COTTON Class 1 Plate - 1625m



24 August 2024 - 18:01

Track Rating: Good 4, Weather: Fine, Rail Position: +1.5m 1600m-1400m, +0m Remainder

Section	Overall	1400m	1200m	1000m	800m	600m	400m	200m
Section Times	1:40.57 [1] (0:15.25)	1:25.32 [7] (0:11.46)	1:13.86 [8] (0:12.14)	1:01.72 [8] (0:12.39)	0:49.33 [7] (0:12.13)	0:37.20 [2] (0:11.98)	0:25.22 [1] (0:12.32)	0:12.90 [1] (0:12.90)
Average Speed [km/h]	53.3	63.0	59.5	58.6	60.4	60.2	58.4	56.0
Top Speed [km/h]	65.4	65.1	60.3	59.8	61.5	61.3	59.1	57.7
Avg. Dist. to Rail [m]	3.1	0.9	2.1	3.2	4.1	1.5	0.8	5.1
Avg. Stride Freq. [Hz]	2.2	2.3	2.2	2.2	2.3	2.3	2.3	2.1
Avg. Stride Length [m]	6.8	7.7	7.5	7.3	7.3	7.3	7.2	7.3



- [ ] Ranking at each section and finish
- .-.- No data available at this section
- NA No data available



Horse/Jockey Name	Avoid The Misstres
Final Rank	2
Fastest Section Time (Section)	0:11.59 (1400m)
Top Speed [km/h] (Section)	66.0 (Overall)
Race State	Finished



### Toowoomba QLD Professional

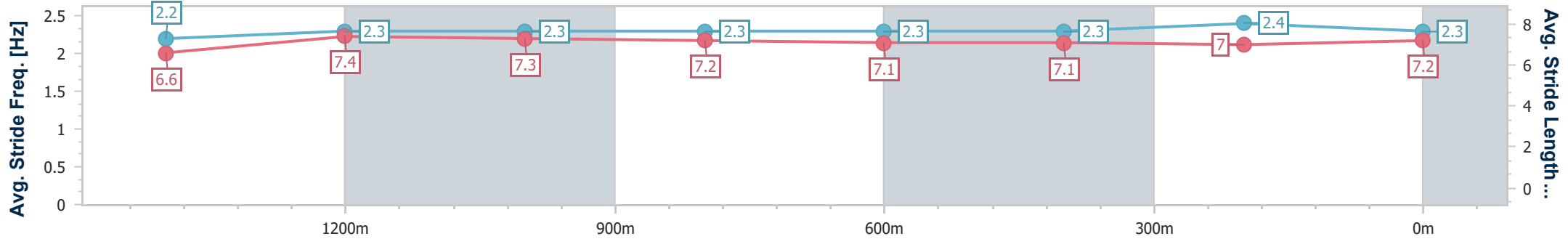
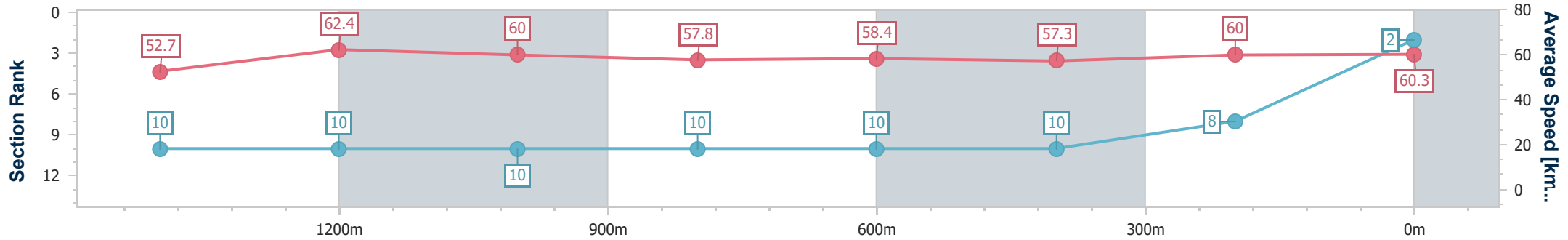
Race 3: QUEENSLAND COTTON Class 1 Plate - 1625m



24 August 2024 - 18:01

Track Rating: Good 4, Weather: Fine, Rail Position: +1.5m 1600m-1400m, +0m Remainder

Section	Overall	1400m	1200m	1000m	800m	600m	400m	200m						
Section Times	1:40.63 [2] (0:15.42)	1:25.21 [10] (0:11.59)	1:13.62 [10] (0:12.01)	1:01.61 [10] (0:12.48)	0:49.13 [10] (0:12.45)	0:36.68 [10] (0:12.56)	0:24.12 [10] (0:12.16)	0:11.96 [8] (0:11.96)						
Average Speed [km/h]	52.7	62.4	60.0	57.8	58.4	57.3	60.0	60.3						
Top Speed [km/h]	66.0	65.1	60.9	59.8	58.9	59.0	61.7	60.5						
Avg. Dist. to Rail [m]	3.8	0.6	0.4	1.2	1.5	0.5	4.7	10.2						
Avg. Stride Freq. [Hz]	2.2	2.3	2.3	2.3	2.3	2.3	2.4	2.3						
Avg. Stride Length [m]	6.6	7.4	7.3	7.2	7.1	7.1	7.0	7.2						



- [ ] Ranking at each section and finish
- .-.- No data available at this section
- NA No data available



Horse/Jockey Name	Crimson Warning
Final Rank	3
Fastest Section Time (Section)	0:11.43 (1400m)
Top Speed [km/h] (Section)	66.4 (Overall)
Race State	Finished



### Toowoomba QLD Professional

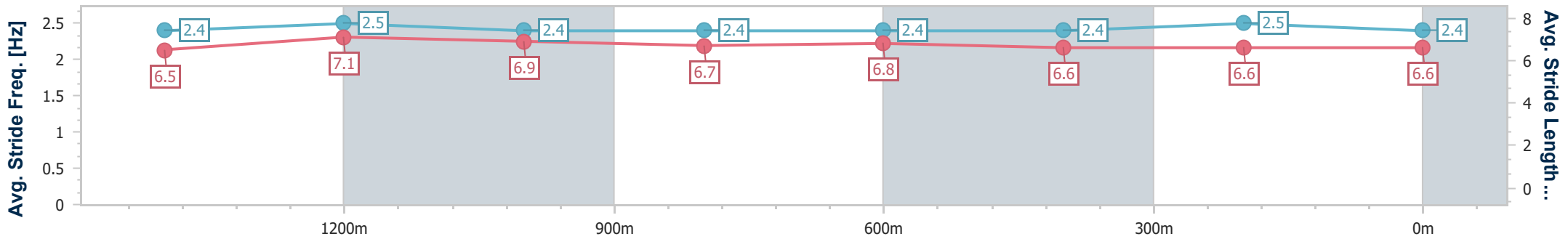
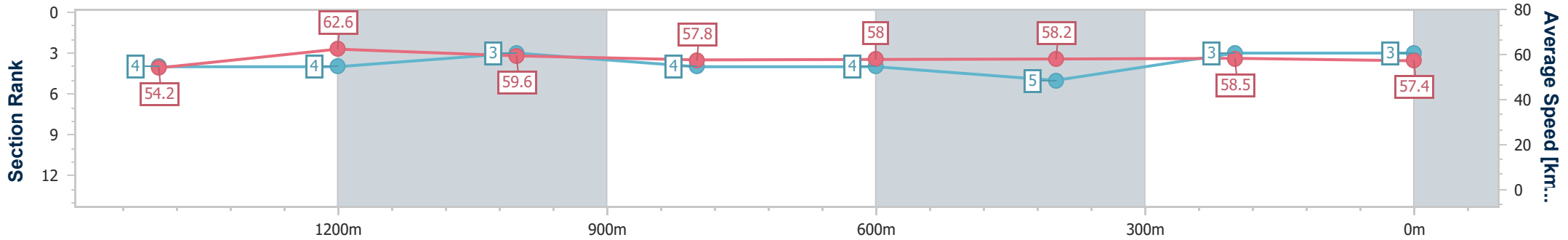
Race 3: QUEENSLAND COTTON Class 1 Plate - 1625m



24 August 2024 - 18:01

Track Rating: Good 4, Weather: Fine, Rail Position: +1.5m 1600m-1400m, +0m Remainder

Section	Overall	1400m	1200m	1000m	800m	600m	400m	200m
Section Times	1:40.71 [3] (0:15.02)	1:25.69 [4] (0:11.43)	1:14.26 [4] (0:12.04)	1:02.22 [3] (0:12.53)	0:49.69 [4] (0:12.46)	0:37.23 [4] (0:12.39)	0:24.84 [5] (0:12.30)	0:12.54 [3] (0:12.54)
Average Speed [km/h]	54.2	62.6	59.6	57.8	58.0	58.2	58.5	57.4
Top Speed [km/h]	66.4	65.0	61.0	59.0	58.7	59.3	59.2	58.7
Avg. Dist. to Rail [m]	4.8	1.1	0.3	0.9	1.1	0.5	1.0	3.4
Avg. Stride Freq. [Hz]	2.4	2.5	2.4	2.4	2.4	2.4	2.5	2.4
Avg. Stride Length [m]	6.5	7.1	6.9	6.7	6.8	6.6	6.6	6.6



- [ ] Ranking at each section and finish
- .-.- No data available at this section
- NA No data available



Horse/Jockey Name	Trautman
Final Rank	4
Fastest Section Time (Section)	0:11.58 (1400m)
Top Speed [km/h] (Section)	67.1 (Overall)
Race State	Finished



### Toowoomba QLD Professional

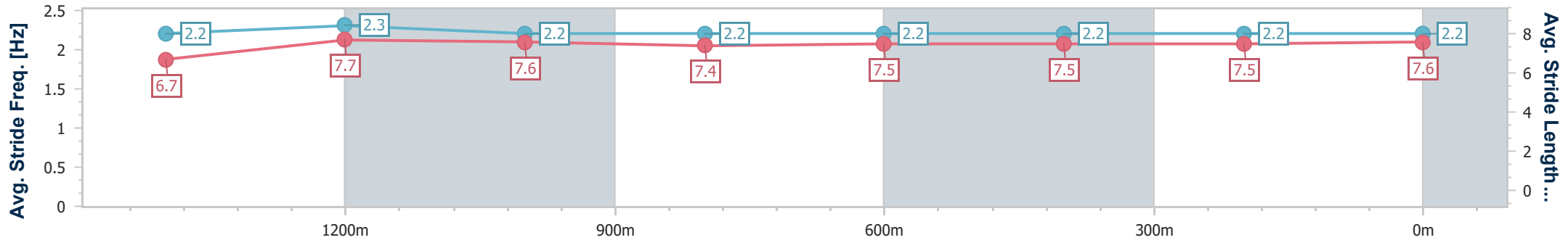
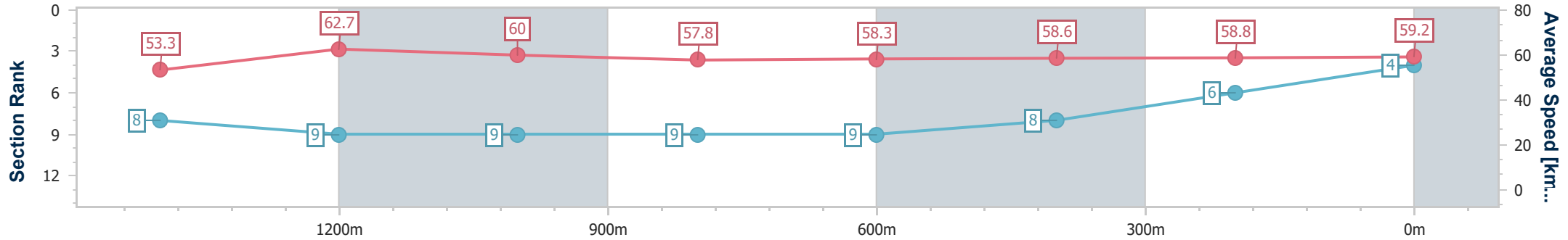
Race 3: QUEENSLAND COTTON Class 1 Plate - 1625m



24 August 2024 - 18:01

Track Rating: Good 4, Weather: Fine, Rail Position: +1.5m 1600m-1400m, +0m Remainder

Section	Overall	1400m	1200m	1000m	800m	600m	400m	200m
Section Times	1:40.75 [4] (0:15.31)	1:25.44 [8] (0:11.58)	1:13.86 [9] (0:12.07)	1:01.79 [9] (0:12.52)	0:49.27 [9] (0:12.46)	0:36.81 [9] (0:12.34)	0:24.47 [8] (0:12.28)	0:12.19 [6] (0:12.19)
Average Speed [km/h]	53.3	62.7	60.0	57.8	58.3	58.6	58.8	59.2
Top Speed [km/h]	67.1	66.2	61.6	59.3	59.4	59.0	59.9	59.8
Avg. Dist. to Rail [m]	4.9	2.2	2.4	2.5	2.3	1.1	1.2	2.1
Avg. Stride Freq. [Hz]	2.2	2.3	2.2	2.2	2.2	2.2	2.2	2.2
Avg. Stride Length [m]	6.7	7.7	7.6	7.4	7.5	7.5	7.5	7.6



- [ ] Ranking at each section and finish
- .-.- No data available at this section
- NA No data available



Horse/Jockey Name	Duma
Final Rank	5
Fastest Section Time (Section)	0:11.22 (1400m)
Top Speed [km/h] (Section)	68.6 (Overall)
Race State	Finished



### Toowoomba QLD Professional

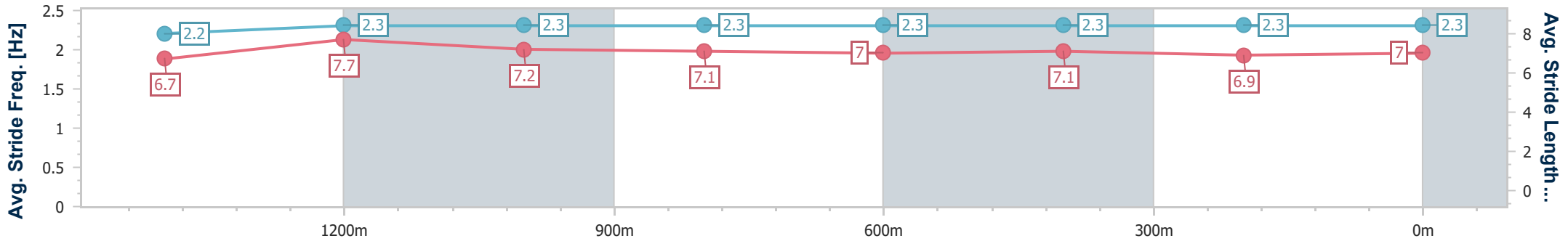
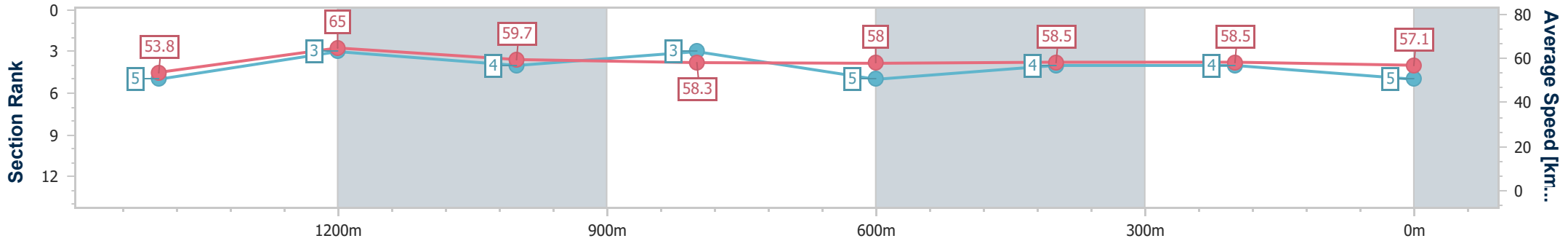
Race 3: QUEENSLAND COTTON Class 1 Plate - 1625m



24 August 2024 - 18:01

Track Rating: Good 4, Weather: Fine, Rail Position: +1.5m 1600m-1400m, +0m Remainder

Section	Overall	1400m	1200m	1000m	800m	600m	400m	200m						
Section Times	1:40.76 [5] (0:15.21)	1:25.55 [5] (0:11.22)	1:14.33 [3] (0:12.08)	1:02.25 [4] (0:12.47)	0:49.78 [3] (0:12.54)	0:37.24 [5] (0:12.30)	0:24.94 [4] (0:12.35)	0:12.59 [4] (0:12.59)						
Average Speed [km/h]	53.8	65.0	59.7	58.3	58.0	58.5	58.5	57.1						
Top Speed [km/h]	68.6	68.5	61.6	59.2	58.6	59.1	60.7	58.2						
Avg. Dist. to Rail [m]	8.2	2.2	2.6	2.7	2.3	0.5	1.4	3.7						
Avg. Stride Freq. [Hz]	2.2	2.3	2.3	2.3	2.3	2.3	2.3	2.3						
Avg. Stride Length [m]	6.7	7.7	7.2	7.1	7.0	7.1	6.9	7.0						



- [ ] Ranking at each section and finish
- .-.- No data available at this section
- NA No data available





Horse/Jockey Name	Mortar
Final Rank	6
Fastest Section Time (Section)	0:11.39 (1400m)
Top Speed [km/h] (Section)	66.8 (Overall)
Race State	Finished



### Toowoomba QLD Professional

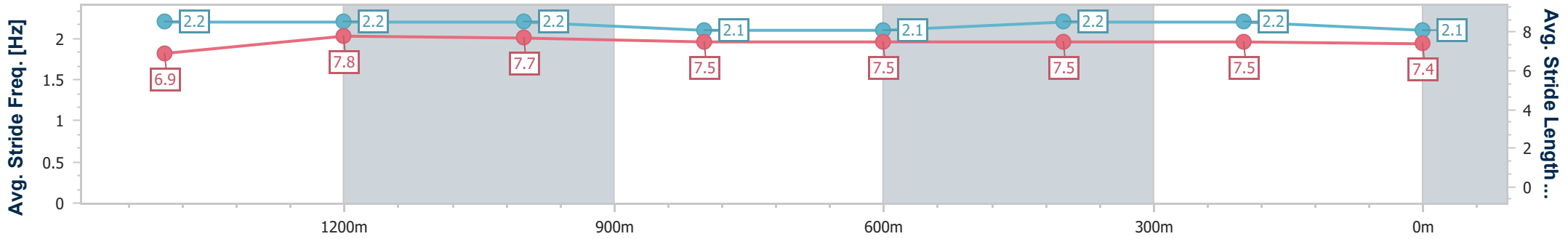
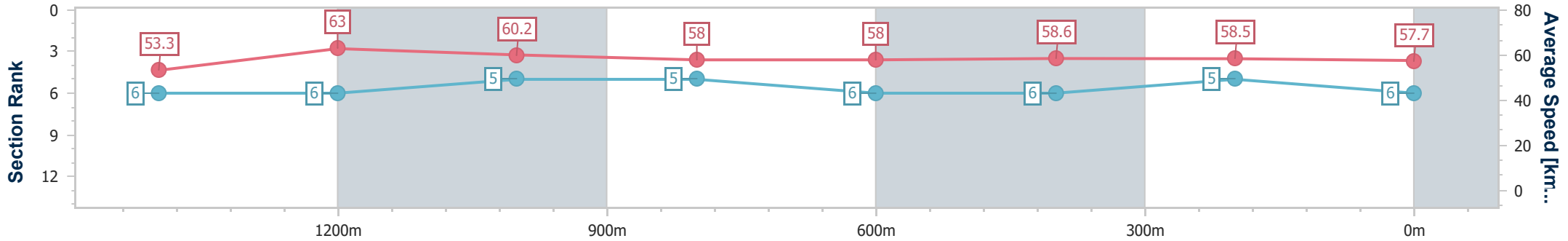
Race 3: QUEENSLAND COTTON Class 1 Plate - 1625m



24 August 2024 - 18:01

Track Rating: Good 4, Weather: Fine, Rail Position: +1.5m 1600m-1400m, +0m Remainder

Section	Overall	1400m	1200m	1000m	800m	600m	400m	200m						
Section Times	1:40.91 [6] (0:15.23)	1:25.68 [6] (0:11.39)	1:14.29 [6] (0:12.01)	1:02.28 [5] (0:12.52)	0:49.76 [5] (0:12.51)	0:37.25 [6] (0:12.40)	0:24.85 [6] (0:12.43)	0:12.42 [5] (0:12.42)						
Average Speed [km/h]	53.3	63.0	60.2	58.0	58.0	58.6	58.5	57.7						
Top Speed [km/h]	66.8	66.7	60.3	60.0	59.4	59.5	59.0	58.1						
Avg. Dist. to Rail [m]	3.2	0.5	1.3	2.8	2.3	1.9	2.7	5.8						
Avg. Stride Freq. [Hz]	2.2	2.2	2.2	2.1	2.1	2.2	2.2	2.1						
Avg. Stride Length [m]	6.9	7.8	7.7	7.5	7.5	7.5	7.5	7.4						



- [ ] Ranking at each section and finish
- .-.- No data available at this section
- NA No data available



Horse/Jockey Name	Shotgun Sixtyfour
Final Rank	7
Fastest Section Time (Section)	0:11.49 (1400m)
Top Speed [km/h] (Section)	67.5 (Overall)
Race State	Finished



Toowoomba QLD Professional

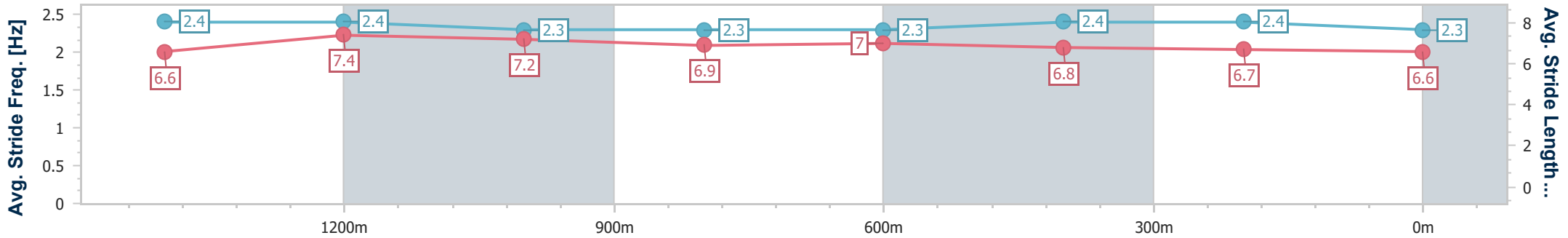
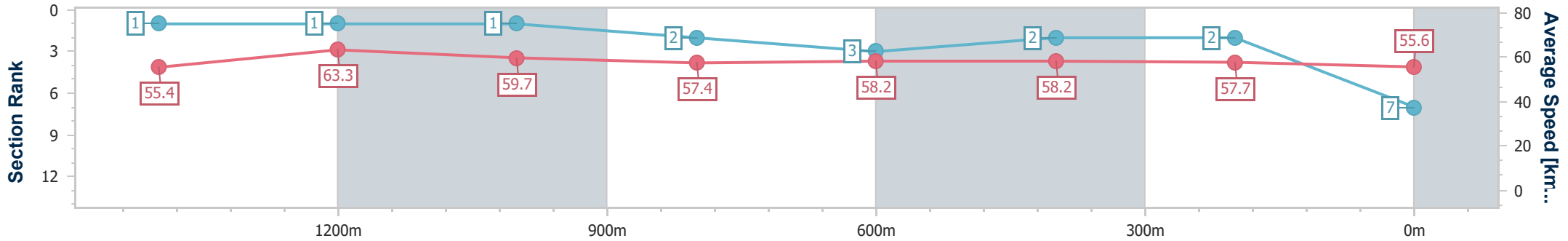
Race 3: QUEENSLAND COTTON Class 1 Plate - 1625m



24 August 2024 - 18:01

Track Rating: Good 4, Weather: Fine, Rail Position: +1.5m 1600m-1400m, +0m Remainder

Section	Overall	1400m	1200m	1000m	800m	600m	400m	200m						
Section Times	1:40.91 [7] (0:14.72)	1:26.19 [1] (0:11.49)	1:14.70 [1] (0:12.06)	1:02.64 [1] (0:12.63)	0:50.01 [2] (0:12.47)	0:37.54 [3] (0:12.26)	0:25.28 [2] (0:12.40)	0:12.88 [2] (0:12.88)						
Average Speed [km/h]	55.4	63.3	59.7	57.4	58.2	58.2	57.7	55.6						
Top Speed [km/h]	67.5	67.1	60.3	59.2	59.1	59.0	58.2	57.5						
Avg. Dist. to Rail [m]	5.8	2.0	1.9	1.8	0.9	1.4	1.3	0.4						
Avg. Stride Freq. [Hz]	2.4	2.4	2.3	2.3	2.3	2.4	2.4	2.3						
Avg. Stride Length [m]	6.6	7.4	7.2	6.9	7.0	6.8	6.7	6.6						



- [ ] Ranking at each section and finish
- .-.- No data available at this section
- NA No data available



Horse/Jockey Name	No Better Time
Final Rank	8
Fastest Section Time (Section)	0:11.30 (1400m)
Top Speed [km/h] (Section)	67.8 (Overall)
Race State	Finished



Toowoomba QLD Professional

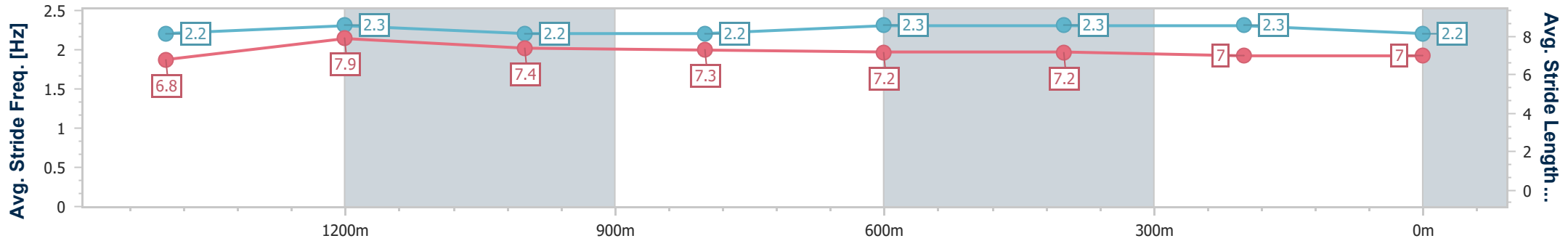
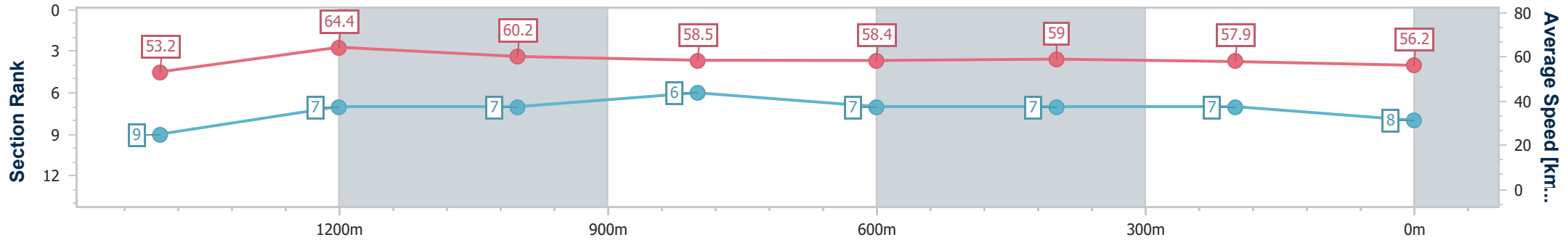
Race 3: QUEENSLAND COTTON Class 1 Plate - 1625m



24 August 2024 - 18:01

Track Rating: Good 4, Weather: Fine, Rail Position: +1.5m 1600m-1400m, +0m Remainder

Section	Overall	1400m	1200m	1000m	800m	600m	400m	200m						
Section Times	1:41.46 [8] (0:15.41)	1:26.05 [9] (0:11.30)	1:14.75 [7] (0:12.03)	1:02.72 [7] (0:12.46)	0:50.26 [6] (0:12.55)	0:37.71 [7] (0:12.39)	0:25.32 [7] (0:12.51)	0:12.81 [7] (0:12.81)						
Average Speed [km/h]	53.2	64.4	60.2	58.5	58.4	59.0	57.9	56.2						
Top Speed [km/h]	67.8	67.7	61.1	59.6	59.5	59.5	58.9	57.1						
Avg. Dist. to Rail [m]	9.0	2.2	3.5	4.3	4.9	2.6	2.8	5.8						
Avg. Stride Freq. [Hz]	2.2	2.3	2.2	2.2	2.3	2.3	2.3	2.2						
Avg. Stride Length [m]	6.8	7.9	7.4	7.3	7.2	7.2	7.0	7.0						



- [ ] Ranking at each section and finish
- .-.- No data available at this section
- NA No data available



Horse/Jockey Name	Sheer Reward
Final Rank	9
Fastest Section Time (Section)	0:11.43 (1400m)
Top Speed [km/h] (Section)	69.3 (Overall)
Race State	Finished



Toowoomba QLD Professional

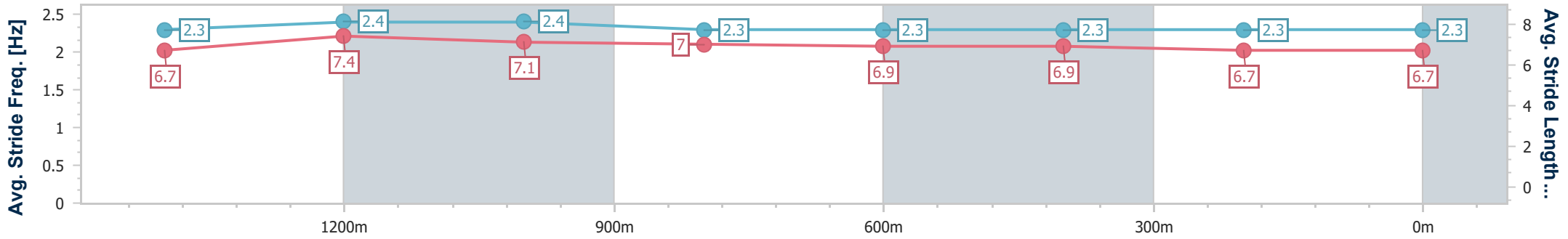
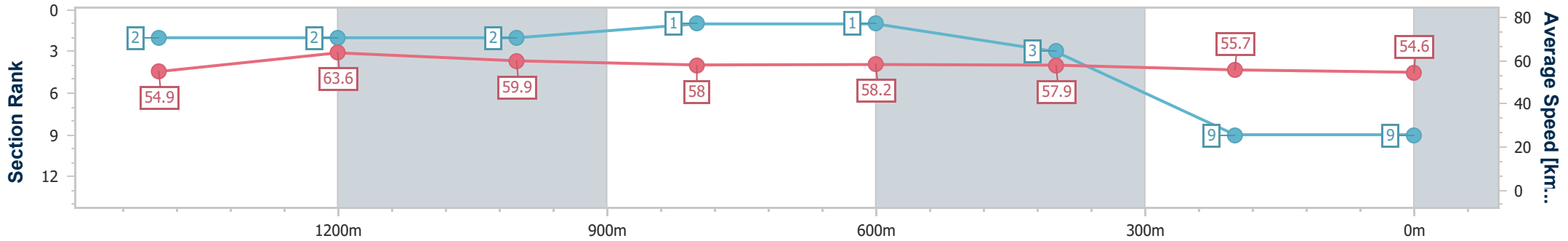
Race 3: QUEENSLAND COTTON Class 1 Plate - 1625m



24 August 2024 - 18:01

Track Rating: Good 4, Weather: Fine, Rail Position: +1.5m 1600m-1400m, +0m Remainder

Section	Overall	1400m	1200m	1000m	800m	600m	400m	200m
Section Times	1:41.93 [9] (0:14.94)	1:26.99 [2] (0:11.43)	1:15.56 [2] (0:11.99)	1:03.57 [2] (0:12.52)	0:51.05 [1] (0:12.45)	0:38.60 [1] (0:12.47)	0:26.13 [3] (0:12.97)	0:13.16 [9] (0:13.16)
Average Speed [km/h]	54.9	63.6	59.9	58.0	58.2	57.9	55.7	54.6
Top Speed [km/h]	69.3	68.6	61.2	59.5	59.6	59.9	57.2	56.6
Avg. Dist. to Rail [m]	8.6	1.4	0.9	1.6	1.5	0.8	1.3	1.3
Avg. Stride Freq. [Hz]	2.3	2.4	2.4	2.3	2.3	2.3	2.3	2.3
Avg. Stride Length [m]	6.7	7.4	7.1	7.0	6.9	6.9	6.7	6.7



- [ ] Ranking at each section and finish
- .-.- No data available at this section
- NA No data available



Horse/Jockey Name	Untamed Spirit
Final Rank	10
Fastest Section Time (Section)	0:11.58 (1400m)
Top Speed [km/h] (Section)	66.7 (Overall)
Race State	Finished



Toowoomba QLD Professional

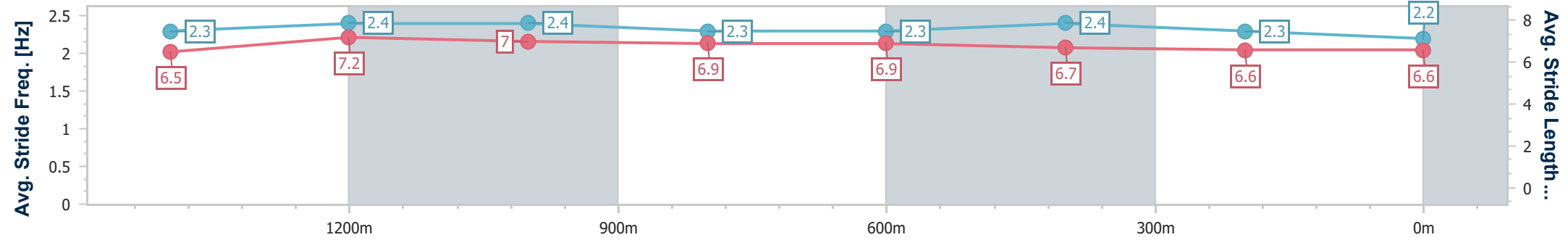
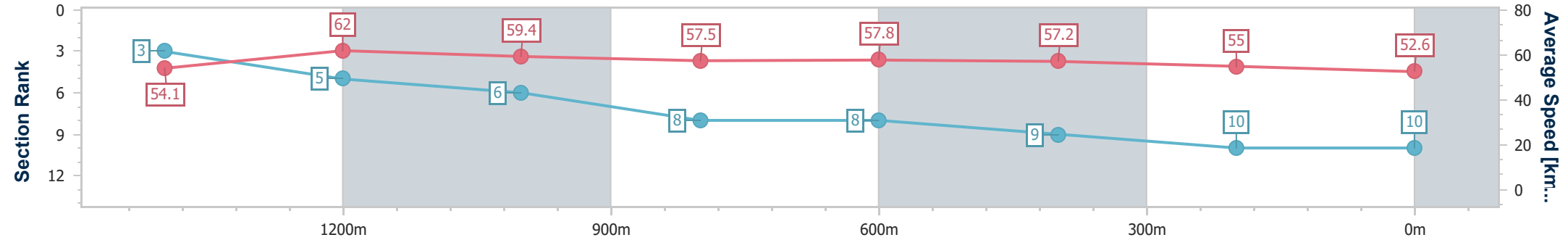
Race 3: QUEENSLAND COTTON Class 1 Plate - 1625m



24 August 2024 - 18:01

Track Rating: Good 4, Weather: Fine, Rail Position: +1.5m 1600m-1400m, +0m Remainder

Section	Overall	1400m	1200m	1000m	800m	600m	400m	200m						
Section Times	1:43.13 [10] (0:14.97)	1:28.16 [3] (0:11.58)	1:16.58 [5] (0:12.17)	1:04.41 [6] (0:12.60)	0:51.81 [8] (0:12.52)	0:39.29 [8] (0:12.56)	0:26.73 [9] (0:13.01)	0:13.72 [10] (0:13.72)						
Average Speed [km/h]	54.1	62.0	59.4	57.5	57.8	57.2	55.0	52.6						
Top Speed [km/h]	66.7	66.5	60.6	59.1	59.0	58.8	56.4	53.6						
Avg. Dist. to Rail [m]	1.7	1.0	2.4	1.9	1.1	0.7	1.3	1.1						
Avg. Stride Freq. [Hz]	2.3	2.4	2.4	2.3	2.3	2.4	2.3	2.2						
Avg. Stride Length [m]	6.5	7.2	7.0	6.9	6.9	6.7	6.6	6.6						



- [ ] Ranking at each section and finish
- .-.- No data available at this section
- NA No data available



# Toowoomba QLD Professional

## Race 4: MONDO CONSTRUCTIONS BENCHMARK 70 Handicap - 1625m

24 August 2024 - 18:40



Track Rating: Good 4, Weather: Fine, Rail Position: +1.5m 1600m-1400m, +0m Remainder

Section	Field Times	Overall	1400m	1200m	1000m	800m	600m	400m	Last 600m				
		1:40.26 (0:15.06)	1:25.20 (0:11.38)	1:13.82 (0:12.28)	1:01.54 (0:12.82)	0:48.72 (0:12.49)	0:36.23 (0:12.25)	0:23.98 (0:12.03)	0:36.23				
Rank	TAB Horse/Jockey	Barrier	Top Speed [km/h]	Fastest Section						Distance Travelled [m]			
1	3 PICKO ROCKS Stacey Callow	3	65.9 1400m	0:11.27 1400m	1:40.26 [1] (0:16.16)	1:24.10 [8] (0:11.27)	1:12.83 [8] (0:12.01)	1:00.82 [7] (0:12.86)	0:47.96 [6] (0:12.20)	0:35.76 [3] (0:11.87)	0:23.89 [3] (0:11.95)	0:35.76	
1	1 THE RIGHT WAY Alisha Donald	2	65.9 Overall	0:11.68 1400m	1:40.26 [1] (0:15.20)	1:25.06 [3] (0:11.68)	1:13.38 [4] (0:12.35)	1:01.03 [4] (0:13.06)	0:47.97 [5] (0:12.24)	0:35.73 [4] (0:12.12)	0:23.61 [6] (0:11.89)	0:35.73	-12
3	5 PERFECT ENCOUNTER Shania Willis	5	67.1 1400m	0:11.52 1400m	1:40.34 [3] (0:15.17)	1:25.17 [2] (0:11.52)	1:13.65 [2] (0:12.27)	1:01.38 [2] (0:12.96)	0:48.42 [2] (0:12.37)	0:36.05 [2] (0:12.07)	0:23.98 [2] (0:11.95)	0:36.05	-10
4	2 LUCKY EXCHANGE Les Tilley	8	65.5 Overall	0:11.45 1400m	1:40.58 [4] (0:15.64)	1:24.94 [6] (0:11.45)	1:13.49 [6] (0:12.22)	1:01.27 [5] (0:12.95)	0:48.32 [4] (0:12.33)	0:35.99 [6] (0:12.02)	0:23.97 [5] (0:11.99)	0:35.99	-3
5	4 START STRUTTING Madeleine Wishart	4	66.4 1400m	0:11.47 1400m	1:40.79 [5] (0:15.51)	1:25.28 [5] (0:11.47)	1:13.81 [5] (0:12.46)	1:01.35 [6] (0:13.00)	0:48.35 [7] (0:12.20)	0:36.15 [7] (0:12.04)	0:24.11 [7] (0:11.99)	0:36.15	-14
6	6 FESTIVAL PRINCE Hannah Phillips	6	66.5 1400m	0:11.49 1400m	1:40.89 [6] (0:15.34)	1:25.55 [4] (0:11.49)	1:14.06 [3] (0:12.24)	1:01.82 [3] (0:12.97)	0:48.85 [3] (0:12.49)	0:36.36 [5] (0:11.96)	0:24.40 [4] (0:12.09)	0:36.36	-3
7	7 RAGING POLE Anthony Allen	1	66.5 1400m	0:11.58 1400m	1:40.99 [7] (0:15.65)	1:25.34 [7] (0:11.58)	1:13.76 [7] (0:12.32)	1:01.44 [8] (0:12.92)	0:48.52 [8] (0:12.30)	0:36.22 [8] (0:12.06)	0:24.16 [8] (0:11.94)	0:36.22	-6
8	8 NO GOING BACK Montanna Savva	9	67.5 Overall	0:11.38 1400m	1:41.53 [8] (0:15.06)	1:26.47 [1] (0:11.38)	1:15.09 [1] (0:12.28)	1:02.81 [1] (0:12.82)	0:49.99 [1] (0:12.49)	0:37.50 [1] (0:12.25)	0:25.25 [1] (0:12.26)	0:37.50	-8

Scratched: Pick Za Beans (#9)

[ ] Ranking at each section and finish  
 -:-:- No data available at this section  
 NA No data available

SCN Saddle cloth number  
 DNF Did not finish  
 DNT Did not track



# Toowoomba QLD Professional

## Race 4: MONDO CONSTRUCTIONS BENCHMARK 70 Handicap - 1625m

24 August 2024 - 18:40



Track Rating: Good 4, Weather: Fine, Rail Position: +1.5m 1600m-1400m, +0m Remainder

Section				200m				Last 600m	
Field Times				0:11.95 (0:11.95)				0:36.23	
Rank	TAB	Horse/Jockey	Barrier	Top Speed [km/h]	Fastest Section	Margin			Distance Travelled [m]
1	3	<b>PICKO ROCKS</b> Stacey Callow	3	65.9 1400m	0:11.27 1400m	0:11.94 [2] (0:11.94)	1:40.26		0:35.76
1	1	<b>THE RIGHT WAY</b> Alisha Donald	2	65.9 Overall	0:11.68 1400m	0:11.72 [4] (0:11.72)	1:40.26		0:35.73 -12
3	5	<b>PERFECT ENCOUNTER</b> Shania Willis	5	67.1 1400m	0:11.52 1400m	0:12.03 [1] (0:12.03)	0.4L		0:36.05 -10
4	2	<b>LUCKY EXCHANGE</b> Les Tilley	8	65.5 Overall	0:11.45 1400m	0:11.98 [6] (0:11.98)	1.7L		0:35.99 -3
5	4	<b>START STRUTTING</b> Madeleine Wishart	4	66.4 1400m	0:11.47 1400m	0:12.12 [7] (0:12.12)	2.7L		0:36.15 -14
6	6	<b>FESTIVAL PRINCE</b> Hannah Phillips	6	66.5 1400m	0:11.49 1400m	0:12.31 [5] (0:12.31)	3.2L		0:36.36 -3
7	7	<b>RAGING POLE</b> Anthony Allen	1	66.5 1400m	0:11.58 1400m	0:12.22 [8] (0:12.22)	3.7L		0:36.22 -6
8	8	<b>NO GOING BACK</b> Montanna Savva	9	67.5 Overall	0:11.38 1400m	0:12.99 [3] (0:12.99)	6.7L		0:37.50 -8

Scratched: Pick Za Beans (#9)

[ ] Ranking at each section and finish  
 -:-:- No data available at this section  
 NA No data available

SCN Saddle cloth number  
 DNF Did not finish  
 DNT Did not track



Horse/Jockey Name	The Right Way
Final Rank	1
Fastest Section Time (Section)	0:11.68 (1400m)
Top Speed [km/h] (Section)	65.9 (Overall)
Race State	Finished



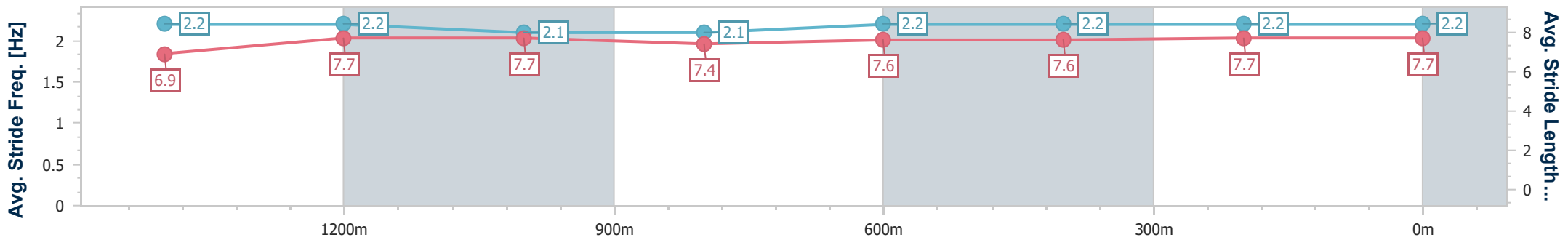
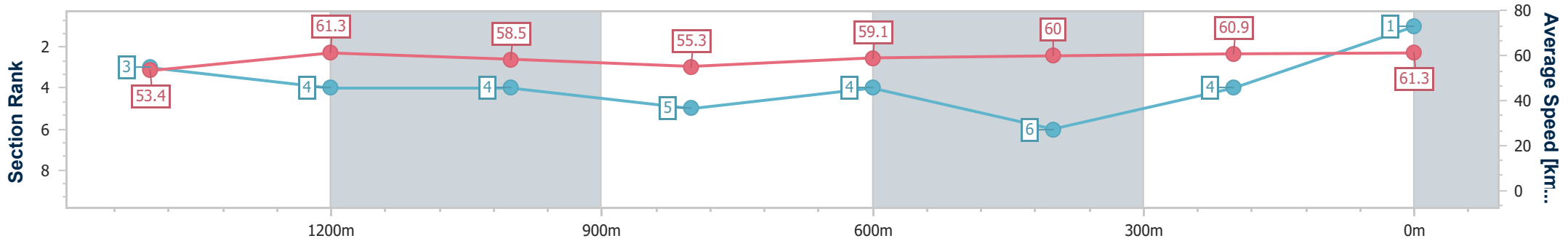
Toowoomba QLD Professional  
Race 4: MONDO CONSTRUCTIONS BENCHMARK 70 Handicap - 1625m



24 August 2024 - 18:40

Track Rating: Good 4, Weather: Fine, Rail Position: +1.5m 1600m-1400m, +0m Remainder

Section	Overall	1400m	1200m	1000m	800m	600m	400m	200m						
Section Times	1:40.26 [1] (0:15.20)	1:25.06 [3] (0:11.68)	1:13.38 [4] (0:12.35)	1:01.03 [4] (0:13.06)	0:47.97 [5] (0:12.24)	0:35.73 [4] (0:12.12)	0:23.61 [6] (0:11.89)	0:11.72 [4] (0:11.72)						
Average Speed [km/h]	53.4	61.3	58.5	55.3	59.1	60.0	60.9	61.3						
Top Speed [km/h]	65.9	65.4	59.7	57.3	60.9	61.0	62.6	62.4						
Avg. Dist. to Rail [m]	3.1	1.2	2.1	1.6	1.1	1.4	1.5	1.6						
Avg. Stride Freq. [Hz]	2.2	2.2	2.1	2.1	2.2	2.2	2.2	2.2						
Avg. Stride Length [m]	6.9	7.7	7.7	7.4	7.6	7.6	7.7	7.7						



- [ ] Ranking at each section and finish
- .-.- No data available at this section
- NA No data available





Horse/Jockey Name	Picko Rocks
Final Rank	1
Fastest Section Time (Section)	0:11.27 (1400m)
Top Speed [km/h] (Section)	65.9 (1400m)
Race State	Finished



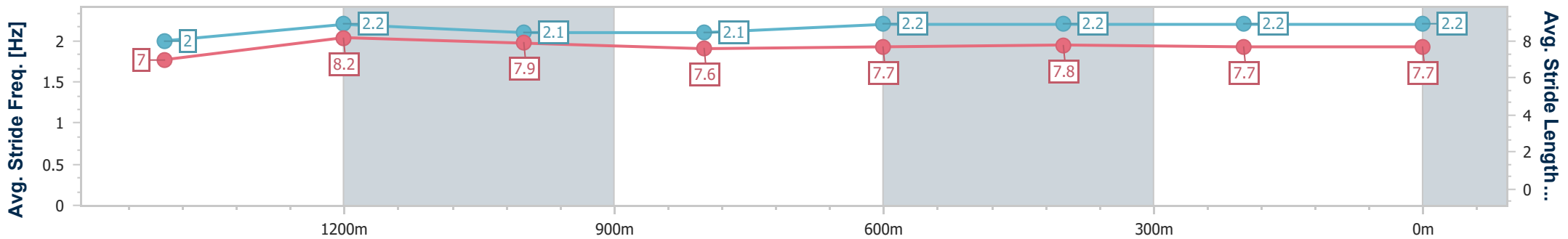
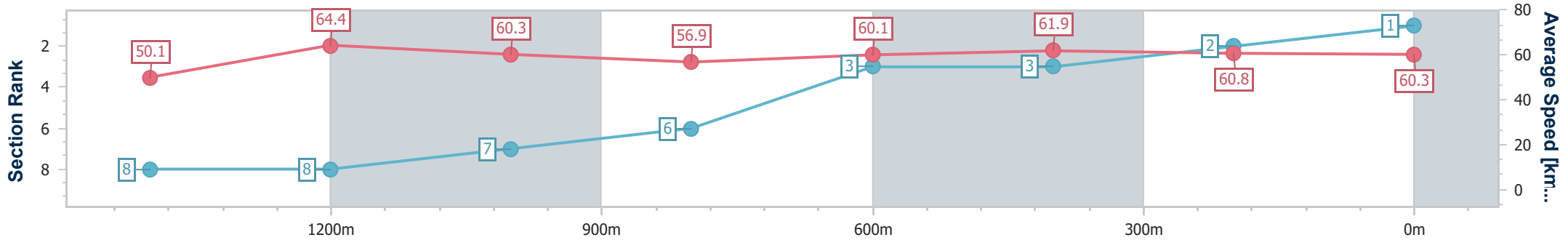
Toowoomba QLD Professional  
Race 4: MONDO CONSTRUCTIONS BENCHMARK 70 Handicap - 1625m



24 August 2024 - 18:40

Track Rating: Good 4, Weather: Fine, Rail Position: +1.5m 1600m-1400m, +0m Remainder

Section	Overall	1400m	1200m	1000m	800m	600m	400m	200m						
Section Times	1:40.26 [1] (0:16.16)	1:24.10 [8] (0:11.27)	1:12.83 [8] (0:12.01)	1:00.82 [7] (0:12.86)	0:47.96 [6] (0:12.20)	0:35.76 [3] (0:11.87)	0:23.89 [3] (0:11.95)	0:11.94 [2] (0:11.94)						
Average Speed [km/h]	50.1	64.4	60.3	56.9	60.1	61.9	60.8	60.3						
Top Speed [km/h]	65.6	65.9	62.0	58.5	61.7	62.7	61.8	61.9						
Avg. Dist. to Rail [m]	3.8	1.6	4.7	5.0	4.6	4.1	2.7	4.9						
Avg. Stride Freq. [Hz]	2.0	2.2	2.1	2.1	2.2	2.2	2.2	2.2						
Avg. Stride Length [m]	7.0	8.2	7.9	7.6	7.7	7.8	7.7	7.7						



- [ ] Ranking at each section and finish
- .-.- No data available at this section
- NA No data available



Horse/Jockey Name	Perfect Encounter
Final Rank	3
Fastest Section Time (Section)	0:11.52 (1400m)
Top Speed [km/h] (Section)	67.1 (1400m)
Race State	Finished



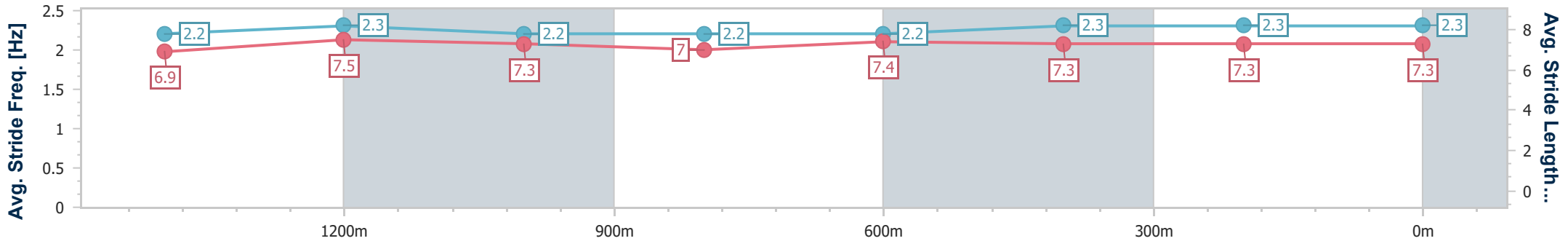
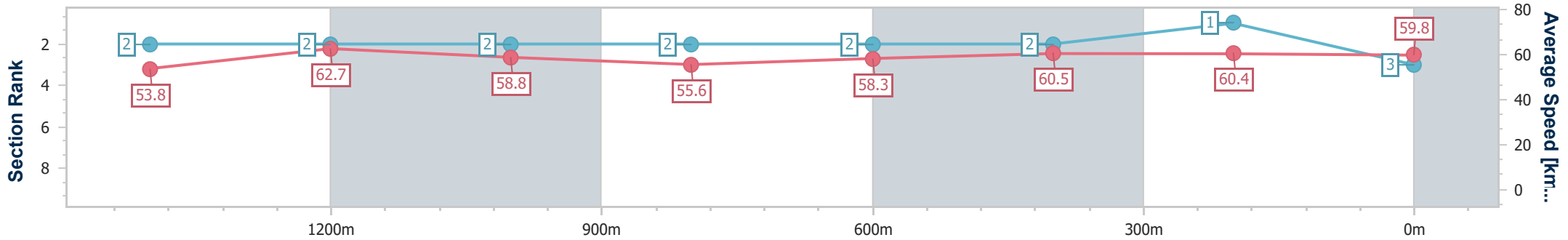
Toowoomba QLD Professional  
Race 4: MONDO CONSTRUCTIONS BENCHMARK 70 Handicap - 1625m



24 August 2024 - 18:40

Track Rating: Good 4, Weather: Fine, Rail Position: +1.5m 1600m-1400m, +0m Remainder

Section	Overall	1400m	1200m	1000m	800m	600m	400m	200m						
Section Times	1:40.34 [3] (0:15.17)	1:25.17 [2] (0:11.52)	1:13.65 [2] (0:12.27)	1:01.38 [2] (0:12.96)	0:48.42 [2] (0:12.37)	0:36.05 [2] (0:12.07)	0:23.98 [2] (0:11.95)	0:12.03 [1] (0:12.03)						
Average Speed [km/h]	53.8	62.7	58.8	55.6	58.3	60.5	60.4	59.8						
Top Speed [km/h]	67.0	67.1	59.7	56.7	60.5	61.2	61.1	61.1						
Avg. Dist. to Rail [m]	5.8	0.8	0.6	0.3	1.2	2.2	1.1	1.4						
Avg. Stride Freq. [Hz]	2.2	2.3	2.2	2.2	2.2	2.3	2.3	2.3						
Avg. Stride Length [m]	6.9	7.5	7.3	7.0	7.4	7.3	7.3	7.3						



- [ ] Ranking at each section and finish
- .-.- No data available at this section
- NA No data available



Horse/Jockey Name	Lucky Exchange
Final Rank	4
Fastest Section Time (Section)	0:11.45 (1400m)
Top Speed [km/h] (Section)	65.5 (Overall)
Race State	Finished



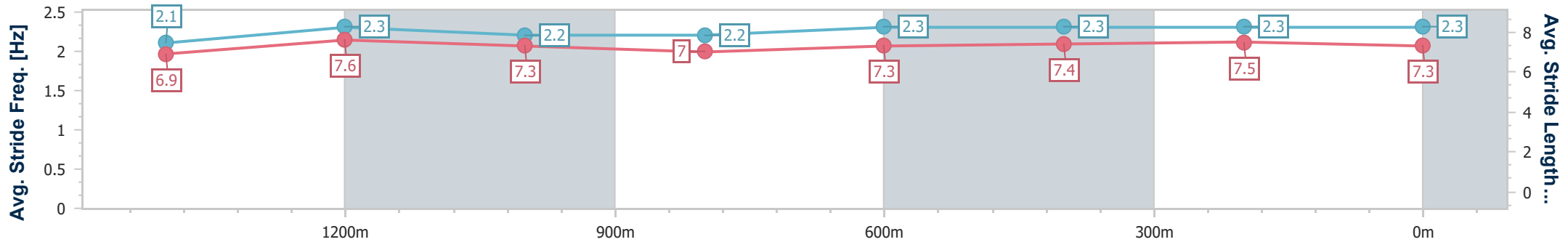
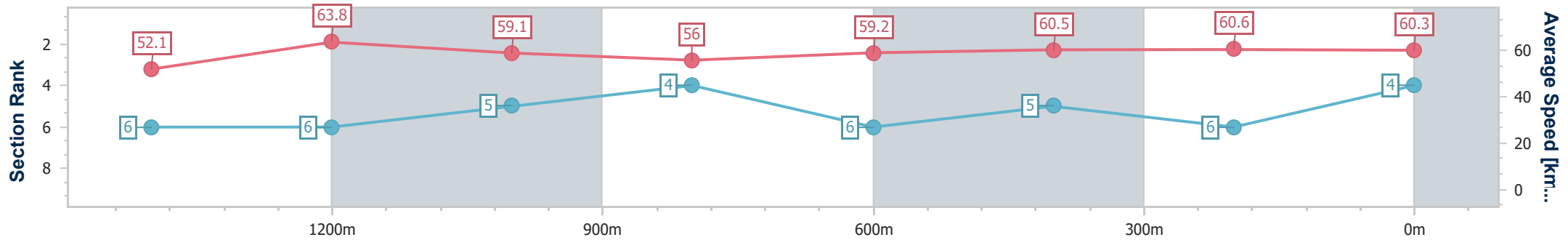
Toowoomba QLD Professional  
Race 4: MONDO CONSTRUCTIONS BENCHMARK 70 Handicap - 1625m



24 August 2024 - 18:40

Track Rating: Good 4, Weather: Fine, Rail Position: +1.5m 1600m-1400m, +0m Remainder

Section	Overall	1400m	1200m	1000m	800m	600m	400m	200m					
Section Times	1:40.58 [4] (0:15.64)	1:24.94 [6] (0:11.45)	1:13.49 [6] (0:12.22)	1:01.27 [5] (0:12.95)	0:48.32 [4] (0:12.33)	0:35.99 [6] (0:12.02)	0:23.97 [5] (0:11.99)	0:11.98 [6] (0:11.98)					
Average Speed [km/h]	52.1	63.8	59.1	56.0	59.2	60.5	60.6	60.3					
Top Speed [km/h]	65.5	65.5	60.9	57.9	61.5	61.4	61.3	61.7					
Avg. Dist. to Rail [m]	5.0	2.7	2.9	2.3	3.3	2.6	2.6	4.5					
Avg. Stride Freq. [Hz]	2.1	2.3	2.2	2.2	2.3	2.3	2.3	2.3					
Avg. Stride Length [m]	6.9	7.6	7.3	7.0	7.3	7.4	7.5	7.3					



- [ ] Ranking at each section and finish
- .-.- No data available at this section
- NA No data available



Horse/Jockey Name	Start Strutting
Final Rank	5
Fastest Section Time (Section)	0:11.47 (1400m)
Top Speed [km/h] (Section)	66.4 (1400m)
Race State	Finished



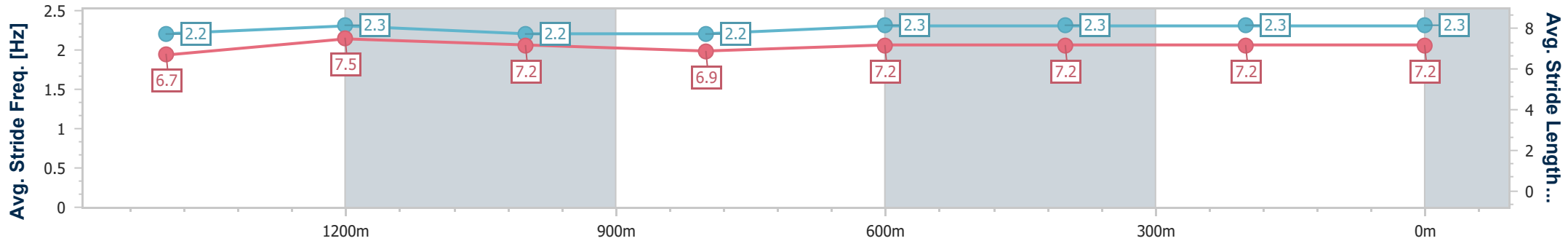
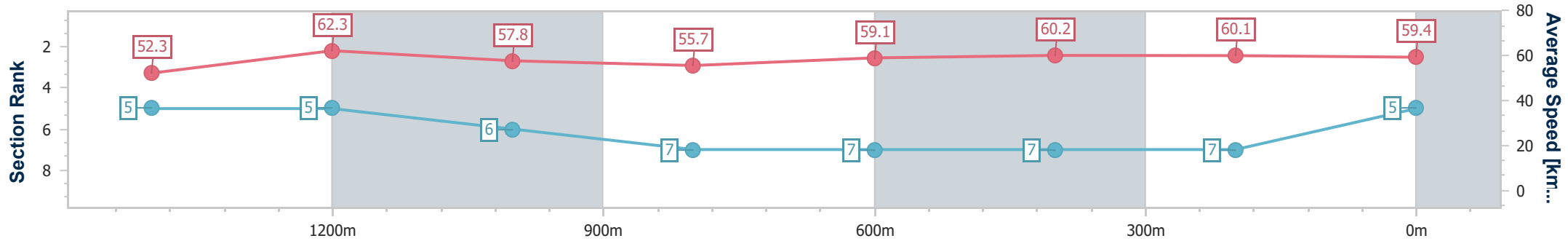
Toowoomba QLD Professional  
Race 4: MONDO CONSTRUCTIONS BENCHMARK 70 Handicap - 1625m



24 August 2024 - 18:40

Track Rating: Good 4, Weather: Fine, Rail Position: +1.5m 1600m-1400m, +0m Remainder

Section	Overall	1400m	1200m	1000m	800m	600m	400m	200m						
Section Times	1:40.79 [5] (0:15.51)	1:25.28 [5] (0:11.47)	1:13.81 [5] (0:12.46)	1:01.35 [6] (0:13.00)	0:48.35 [7] (0:12.20)	0:36.15 [7] (0:12.04)	0:24.11 [7] (0:11.99)	0:12.12 [7] (0:12.12)						
Average Speed [km/h]	52.3	62.3	57.8	55.7	59.1	60.2	60.1	59.4						
Top Speed [km/h]	66.3	66.4	59.0	57.5	60.9	61.5	61.3	60.2						
Avg. Dist. to Rail [m]	3.8	1.5	0.7	1.1	1.5	1.4	0.3	1.7						
Avg. Stride Freq. [Hz]	2.2	2.3	2.2	2.2	2.3	2.3	2.3	2.3						
Avg. Stride Length [m]	6.7	7.5	7.2	6.9	7.2	7.2	7.2	7.2						



- [ ] Ranking at each section and finish
- .-.- No data available at this section
- NA No data available



Horse/Jockey Name	Festival Prince
Final Rank	6
Fastest Section Time (Section)	0:11.49 (1400m)
Top Speed [km/h] (Section)	66.5 (1400m)
Race State	Finished



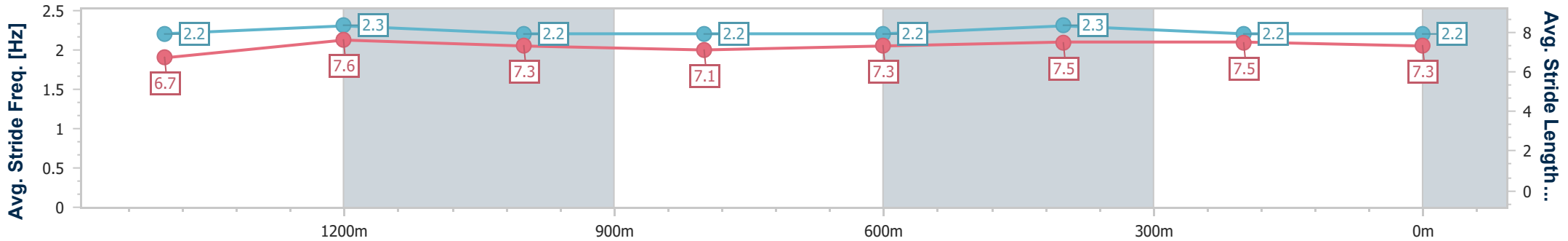
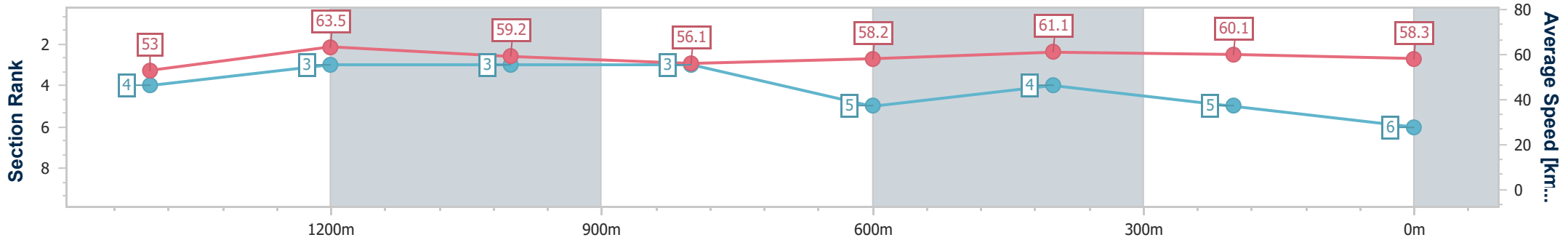
Toowoomba QLD Professional  
Race 4: MONDO CONSTRUCTIONS BENCHMARK 70 Handicap - 1625m



24 August 2024 - 18:40

Track Rating: Good 4, Weather: Fine, Rail Position: +1.5m 1600m-1400m, +0m Remainder

Section	Overall	1400m	1200m	1000m	800m	600m	400m	200m					
Section Times	1:40.89 [6] (0:15.34)	1:25.55 [4] (0:11.49)	1:14.06 [3] (0:12.24)	1:01.82 [3] (0:12.97)	0:48.85 [3] (0:12.49)	0:36.36 [5] (0:11.96)	0:24.40 [4] (0:12.09)	0:12.31 [5] (0:12.31)					
Average Speed [km/h]	53.0	63.5	59.2	56.1	58.2	61.1	60.1	58.3					
Top Speed [km/h]	66.5	66.5	61.1	58.3	60.3	61.9	61.6	59.4					
Avg. Dist. to Rail [m]	4.6	2.0	3.2	3.0	3.5	2.9	2.4	2.6					
Avg. Stride Freq. [Hz]	2.2	2.3	2.2	2.2	2.2	2.3	2.2	2.2					
Avg. Stride Length [m]	6.7	7.6	7.3	7.1	7.3	7.5	7.5	7.3					



- [ ] Ranking at each section and finish
- .-.- No data available at this section
- NA No data available



Horse/Jockey Name	Raging Pole
Final Rank	7
Fastest Section Time (Section)	0:11.58 (1400m)
Top Speed [km/h] (Section)	66.5 (1400m)
Race State	Finished



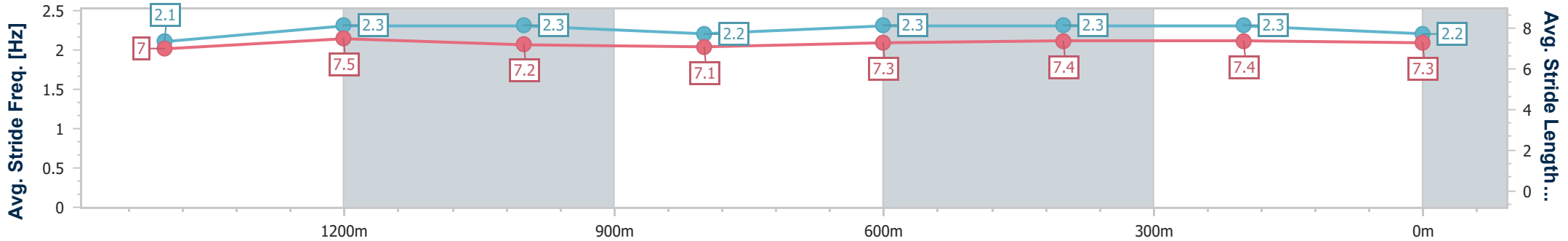
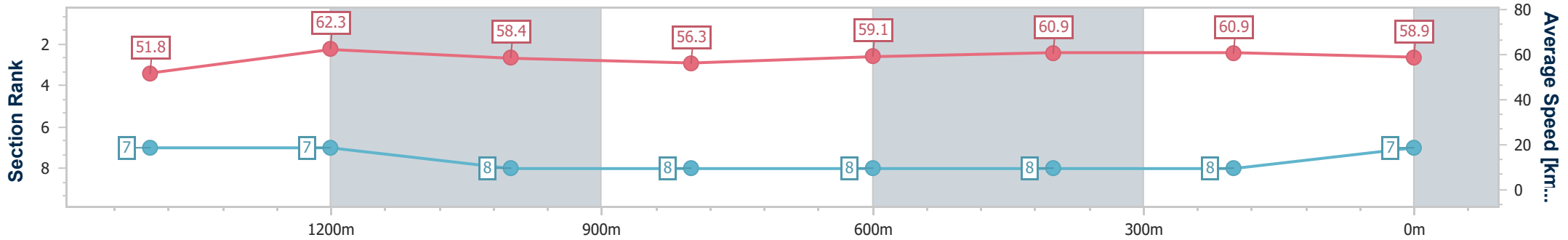
Toowoomba QLD Professional  
Race 4: MONDO CONSTRUCTIONS BENCHMARK 70 Handicap - 1625m



24 August 2024 - 18:40

Track Rating: Good 4, Weather: Fine, Rail Position: +1.5m 1600m-1400m, +0m Remainder

Section	Overall	1400m	1200m	1000m	800m	600m	400m	200m						
Section Times	1:40.99 [7] (0:15.65)	1:25.34 [7] (0:11.58)	1:13.76 [7] (0:12.32)	1:01.44 [8] (0:12.92)	0:48.52 [8] (0:12.30)	0:36.22 [8] (0:12.06)	0:24.16 [8] (0:11.94)	0:12.22 [8] (0:12.22)						
Average Speed [km/h]	51.8	62.3	58.4	56.3	59.1	60.9	60.9	58.9						
Top Speed [km/h]	64.9	66.5	60.2	57.7	60.5	61.7	62.5	60.6						
Avg. Dist. to Rail [m]	2.3	1.3	2.4	2.5	3.2	3.3	3.9	6.3						
Avg. Stride Freq. [Hz]	2.1	2.3	2.3	2.2	2.3	2.3	2.3	2.2						
Avg. Stride Length [m]	7.0	7.5	7.2	7.1	7.3	7.4	7.4	7.3						



- [ ] Ranking at each section and finish
- .-.- No data available at this section
- NA No data available



Horse/Jockey Name	No Going Back
Final Rank	8
Fastest Section Time (Section)	0:11.38 (1400m)
Top Speed [km/h] (Section)	67.5 (Overall)
Race State	Finished



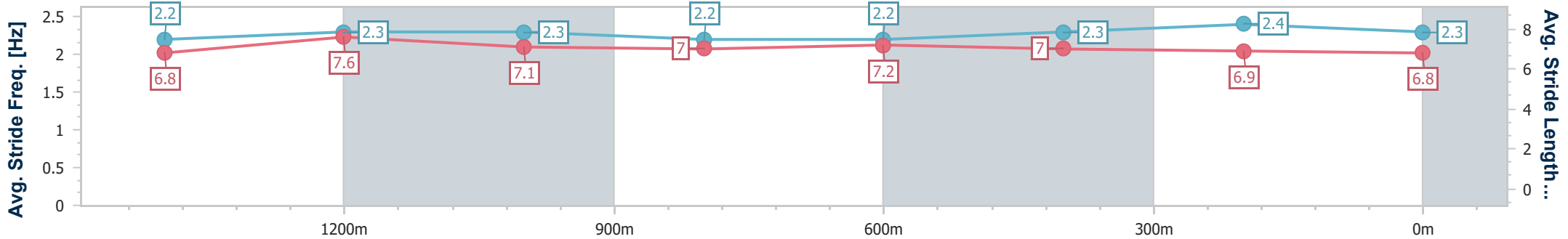
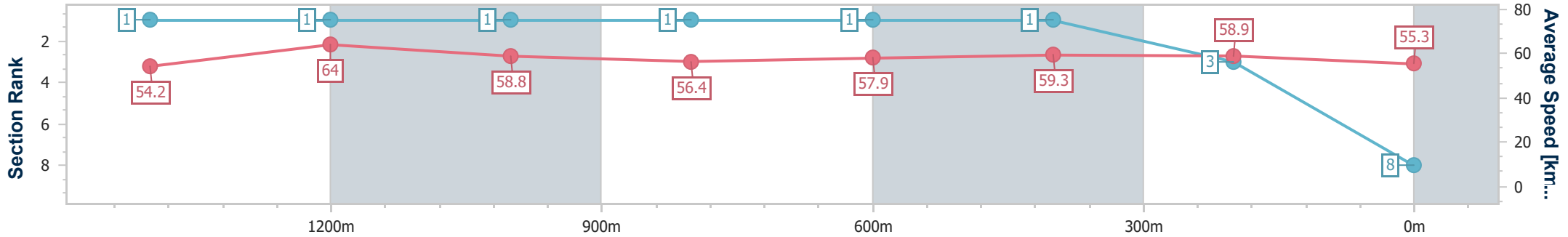
Toowoomba QLD Professional  
Race 4: MONDO CONSTRUCTIONS BENCHMARK 70 Handicap - 1625m



24 August 2024 - 18:40

Track Rating: Good 4, Weather: Fine, Rail Position: +1.5m 1600m-1400m, +0m Remainder

Section	Overall	1400m	1200m	1000m	800m	600m	400m	200m						
Section Times	1:41.53 [8] (0:15.06)	1:26.47 [1] (0:11.38)	1:15.09 [1] (0:12.28)	1:02.81 [1] (0:12.82)	0:49.99 [1] (0:12.49)	0:37.50 [1] (0:12.25)	0:25.25 [1] (0:12.26)	0:12.99 [3] (0:12.99)						
Average Speed [km/h]	54.2	64.0	58.8	56.4	57.9	59.3	58.9	55.3						
Top Speed [km/h]	67.5	67.5	60.5	57.5	58.7	60.0	60.3	58.7						
Avg. Dist. to Rail [m]	6.4	2.3	0.9	0.7	1.8	1.3	0.7	0.5						
Avg. Stride Freq. [Hz]	2.2	2.3	2.3	2.2	2.2	2.3	2.4	2.3						
Avg. Stride Length [m]	6.8	7.6	7.1	7.0	7.2	7.0	6.9	6.8						



- [ ] Ranking at each section and finish
- .-.- No data available at this section
- NA No data available



# Toowoomba QLD Professional

## Race 5: MOORE TRAILERS Maiden Handicap - 1000m

24 August 2024 - 19:19



Track Rating: Good 4, Weather: Fine, Rail Position: +1.5m 1600m-1400m, +0m Remainder

Section		Overall									Last 600m		
Field Times		1:00.60 (0:13.73)									0:35.72		
		800m			600m			400m			200m		
		0:46.87 (0:11.15)			0:35.72 (0:11.80)			0:23.92 (0:11.85)			0:12.07 (0:12.07)		
Rank	TAB	Horse/Jockey	Barrier	Top Speed [km/h]	Fastest Section	Overall	800m	600m	400m	200m	Margin	Distance Travelled [m]	
1	1	DECRYPT Michael Murphy	5	66.6 800m	0:11.11 800m	1:00.60 [1] (0:13.77)	0:46.83 [2] (0:11.11)	0:35.72 [1] (0:11.80)	0:23.92 [1] (0:11.85)	0:12.07 [1] (0:12.07)	1:00.60	0:35.72	
2	4	GAZZA'S DIAMOND Bailey Wheeler	2	65.4 800m	0:11.39 800m	1:01.02 [2] (0:13.92)	0:47.10 [4] (0:11.39)	0:35.71 [3] (0:11.86)	0:23.85 [4] (0:11.80)	0:12.05 [4] (0:12.05)	2.3L	0:35.71 -1	
3	2	KEWELL Dan McGillivray	7	67.2 Overall	0:11.20 800m	1:01.09 [3] (0:14.12)	0:46.97 [8] (0:11.20)	0:35.77 [4] (0:11.81)	0:23.96 [3] (0:11.76)	0:12.20 [3] (0:12.20)	2.7L	0:35.77 +7	
4	9	LADY LETHAN Montanna Savva	8	67.1 800m	0:11.15 800m	1:01.18 [4] (0:13.78)	0:47.40 [3] (0:11.15)	0:36.25 [2] (0:11.90)	0:24.35 [2] (0:11.92)	0:12.43 [2] (0:12.43)	3.2L	0:36.25 +1	
5	14	AIN'TNOSAINT Noriyuki Masuda	4	65.2 Overall	0:11.35 800m	1:01.32 [5] (0:14.37)	0:46.95 [10] (0:11.35)	0:35.60 [10] (0:11.86)	0:23.74 [10] (0:11.83)	0:11.91 [8] (0:11.91)	4L	0:35.60 +4	
6	8	TEDDY BEE BEAR Karl Zechner	3	65.4 Overall	0:11.60 800m	1:01.46 [6] (0:13.73)	0:47.73 [1] (0:11.60)	0:36.13 [5] (0:11.97)	0:24.16 [6] (0:11.89)	0:12.27 [5] (0:12.27)	4.8L	0:36.13 +8	
7	11	I WANT THAT MAN Stacey Callow	14	65.2 800m	0:11.33 800m	1:01.55 [7] (0:14.11)	0:47.44 [7] (0:11.33)	0:36.11 [6] (0:11.84)	0:24.27 [5] (0:12.01)	0:12.26 [6] (0:12.26)	5.2L	0:36.11 +10	
8	10	CHARM TELLER Luke Tarrant	1	64.4 Overall	0:11.41 800m	1:01.58 [8] (0:14.07)	0:47.51 [6] (0:11.41)	0:36.10 [8] (0:11.86)	0:24.24 [7] (0:12.05)	0:12.19 [7] (0:12.19)	5.4L	0:36.10 -4	
9	3	EVOLEUS Landan Sykes	9	66.7 800m	0:11.17 800m	1:02.00 [9] (0:14.34)	0:47.66 [9] (0:11.17)	0:36.49 [9] (0:11.99)	0:24.50 [8] (0:12.18)	0:12.32 [9] (0:12.32)	7.7L	0:36.49 +10	
10	13	SHE AIN'T SWEET Kenji Yoshida	6	65.2 Overall	0:11.41 800m	1:02.03 [10] (0:14.05)	0:47.98 [5] (0:11.41)	0:36.57 [7] (0:12.11)	0:24.46 [9] (0:12.21)	0:12.25 [10] (0:12.25)	7.9L	0:36.57 +5	

Scratched: Princess Lutetia (#12), Hearts Are Racing (#6), Plea (#7), Watch This One (#5)

Report Created: Sun 25 August 2024 10:40 GMT+1 (Note: Timing is based on position data)

Page 1/11

[ ] Ranking at each section and finish  
 -:-:- No data available at this section  
 NA No data available

SCN Saddle cloth number  
 DNF Did not finish  
 DNT Did not track

data processed by TRIPLESDATA





Horse/Jockey Name	Decrypt
Final Rank	1
Fastest Section Time (Section)	0:11.11 (800m)
Top Speed [km/h] (Section)	66.6 (800m)
Race State	Finished



### Toowoomba QLD Professional

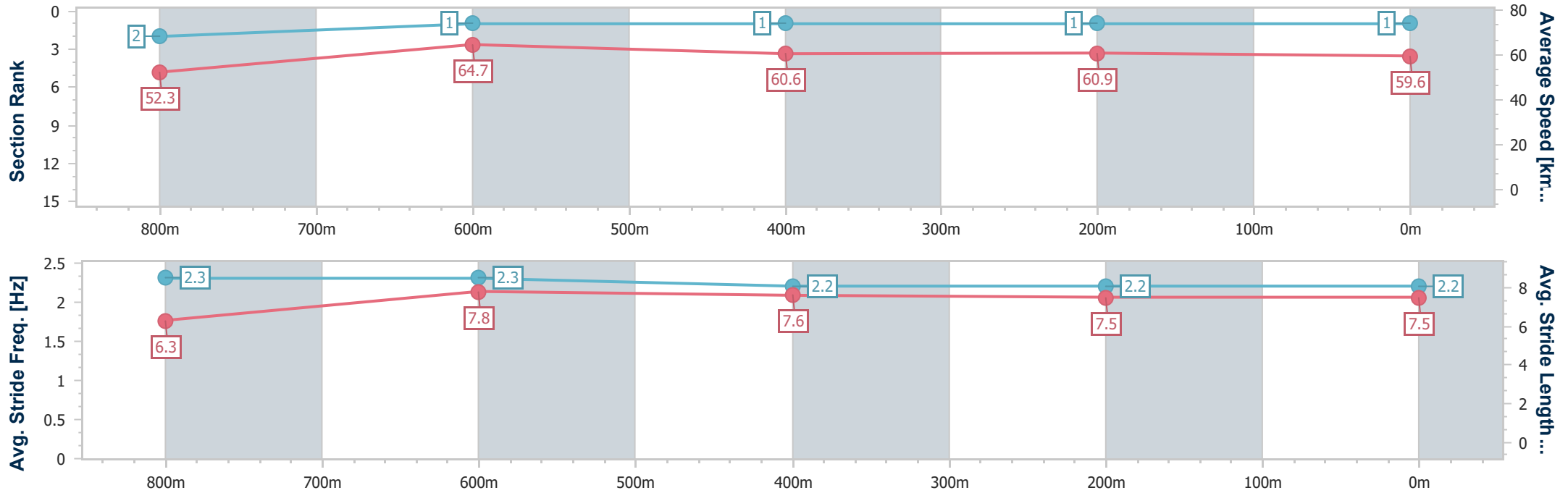
Race 5: MOORE TRAILERS Maiden Handicap - 1000m

24 August 2024 - 19:19

Track Rating: Good 4, Weather: Fine, Rail Position: +1.5m 1600m-1400m, +0m Remainder



Section	Overall	800m	600m	400m	200m
Section Times	1:00.60 [1] (0:13.77)	0:46.83 [2] (0:11.11)	0:35.72 [1] (0:11.80)	0:23.92 [1] (0:11.85)	0:12.07 [1] (0:12.07)
Average Speed [km/h]	52.3	64.7	60.6	60.9	59.6
Top Speed [km/h]	66.3	66.6	63.3	62.7	60.0
Avg. Dist. to Rail [m]	2.6	0.6	1.2	0.5	0.5
Avg. Stride Freq. [Hz]	2.3	2.3	2.2	2.2	2.2
Avg. Stride Length [m]	6.3	7.8	7.6	7.5	7.5



- [ ] Ranking at each section and finish
- .-.- No data available at this section
- NA No data available



Horse/Jockey Name	Gazza's Diamond
Final Rank	2
Fastest Section Time (Section)	0:11.39 (800m)
Top Speed [km/h] (Section)	65.4 (800m)
Race State	Finished



### Toowoomba QLD Professional

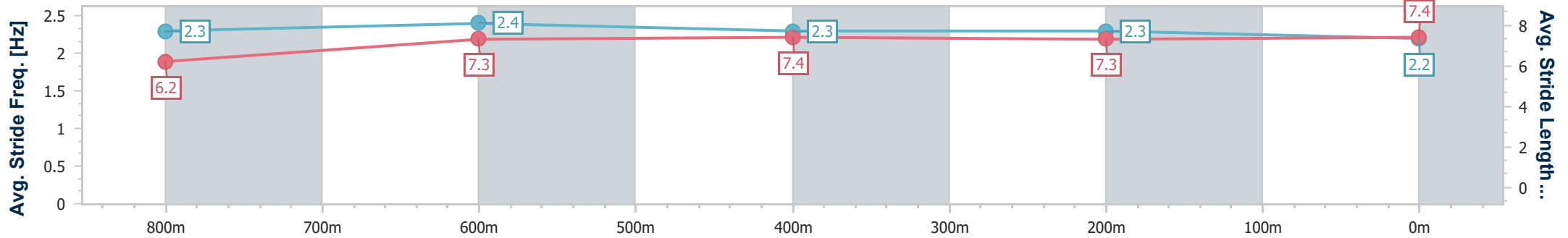
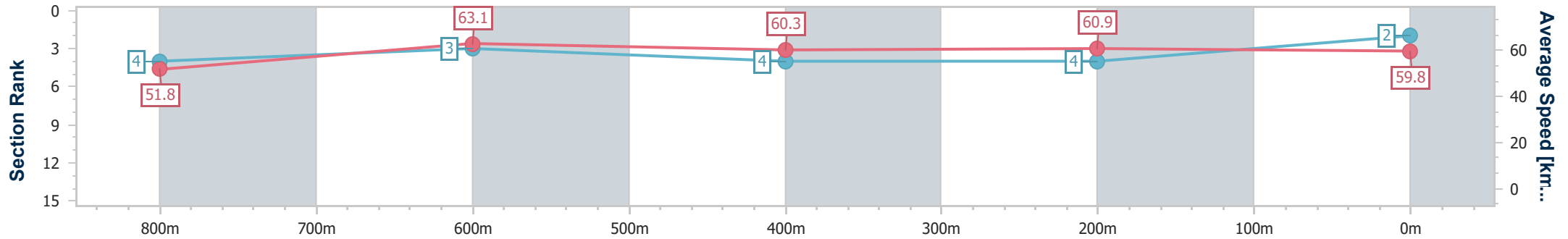
Race 5: MOORE TRAILERS Maiden Handicap - 1000m

24 August 2024 - 19:19

Track Rating: Good 4, Weather: Fine, Rail Position: +1.5m 1600m-1400m, +0m Remainder



Section	Overall	800m	600m	400m	200m
Section Times	1:01.02 [2] (0:13.92)	0:47.10 [4] (0:11.39)	0:35.71 [3] (0:11.86)	0:23.85 [4] (0:11.80)	0:12.05 [4] (0:12.05)
Average Speed [km/h]	51.8	63.1	60.3	60.9	59.8
Top Speed [km/h]	65.3	65.4	63.3	62.1	60.8
Avg. Dist. to Rail [m]	3.0	0.3	1.2	0.6	0.7
Avg. Stride Freq. [Hz]	2.3	2.4	2.3	2.3	2.2
Avg. Stride Length [m]	6.2	7.3	7.4	7.3	7.4



- [ ] Ranking at each section and finish
- .-.- No data available at this section
- NA No data available



Horse/Jockey Name	Kewell
Final Rank	3
Fastest Section Time (Section)	0:11.20 (800m)
Top Speed [km/h] (Section)	67.2 (Overall)
Race State	Finished



### Toowoomba QLD Professional

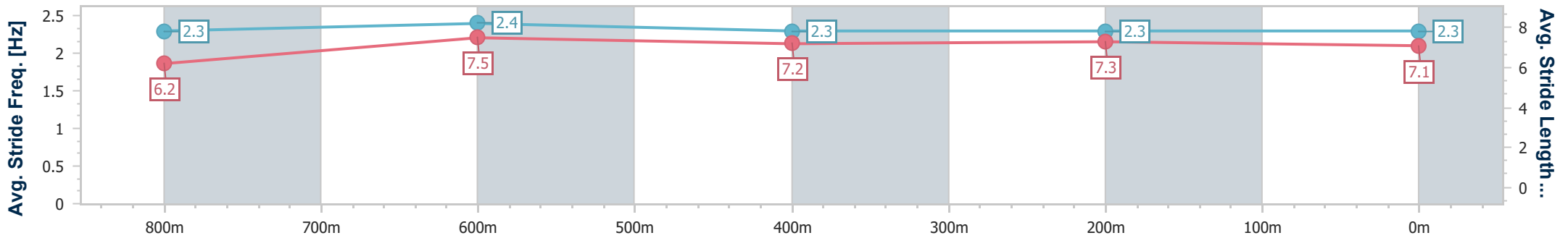
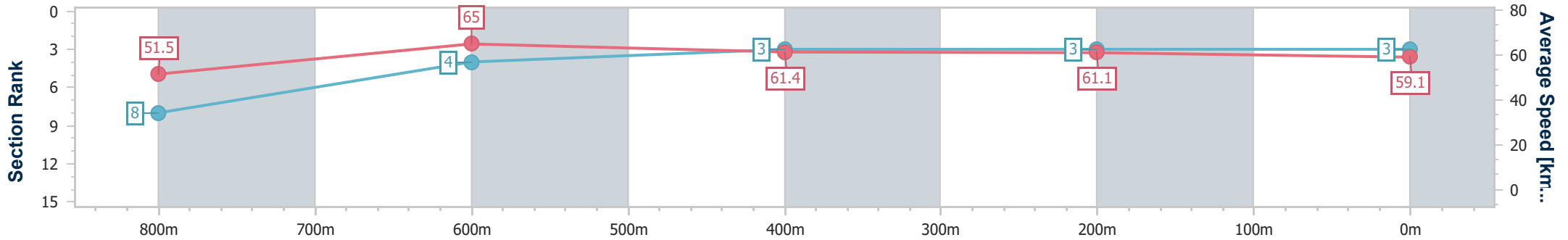
#### Race 5: MOORE TRAILERS Maiden Handicap - 1000m

24 August 2024 - 19:19

Track Rating: Good 4, Weather: Fine, Rail Position: +1.5m 1600m-1400m, +0m Remainder



Section	Overall	800m	600m	400m	200m
Section Times	1:01.09 [3] (0:14.12)	0:46.97 [8] (0:11.20)	0:35.77 [4] (0:11.81)	0:23.96 [3] (0:11.76)	0:12.20 [3] (0:12.20)
Average Speed [km/h]	51.5	65.0	61.4	61.1	59.1
Top Speed [km/h]	67.2	66.6	64.7	62.3	60.1
Avg. Dist. to Rail [m]	7.0	2.6	1.6	0.2	1.4
Avg. Stride Freq. [Hz]	2.3	2.4	2.3	2.3	2.3
Avg. Stride Length [m]	6.2	7.5	7.2	7.3	7.1



- [ ] Ranking at each section and finish
- .-.- No data available at this section
- NA No data available



Horse/Jockey Name	Lady Lethan
Final Rank	4
Fastest Section Time (Section)	0:11.15 (800m)
Top Speed [km/h] (Section)	67.1 (800m)
Race State	Finished



### Toowoomba QLD Professional

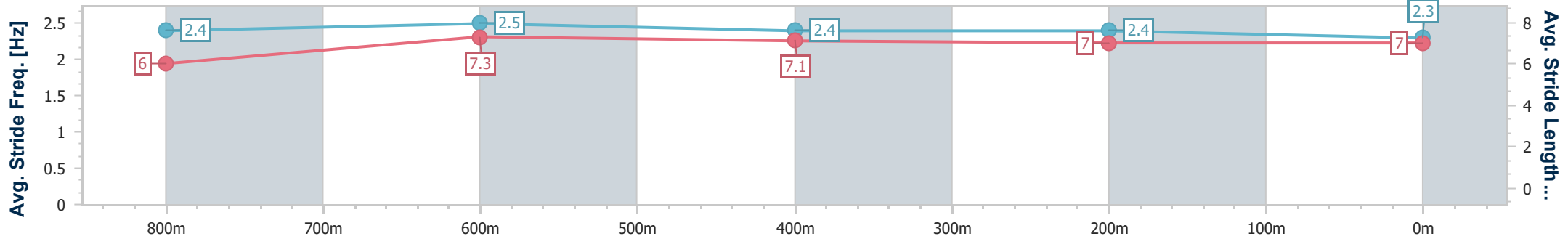
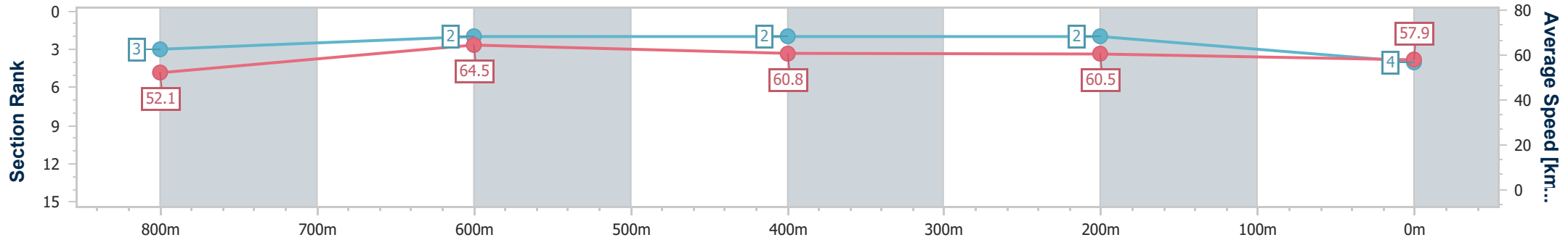
#### Race 5: MOORE TRAILERS Maiden Handicap - 1000m

24 August 2024 - 19:19

Track Rating: Good 4, Weather: Fine, Rail Position: +1.5m 1600m-1400m, +0m Remainder



Section	Overall	800m	600m	400m	200m
Section Times	1:01.18 [4] (0:13.78)	0:47.40 [3] (0:11.15)	0:36.25 [2] (0:11.90)	0:24.35 [2] (0:11.92)	0:12.43 [2] (0:12.43)
Average Speed [km/h]	52.1	64.5	60.8	60.5	57.9
Top Speed [km/h]	67.1	67.1	62.8	61.3	59.9
Avg. Dist. to Rail [m]	4.1	0.6	0.4	0.8	0.9
Avg. Stride Freq. [Hz]	2.4	2.5	2.4	2.4	2.3
Avg. Stride Length [m]	6.0	7.3	7.1	7.0	7.0



- [ ] Ranking at each section and finish
- .-.- No data available at this section
- NA No data available



Horse/Jockey Name	Ain'tnosaint
Final Rank	5
Fastest Section Time (Section)	0:11.35 (800m)
Top Speed [km/h] (Section)	65.2 (Overall)
Race State	Finished



### Toowoomba QLD Professional

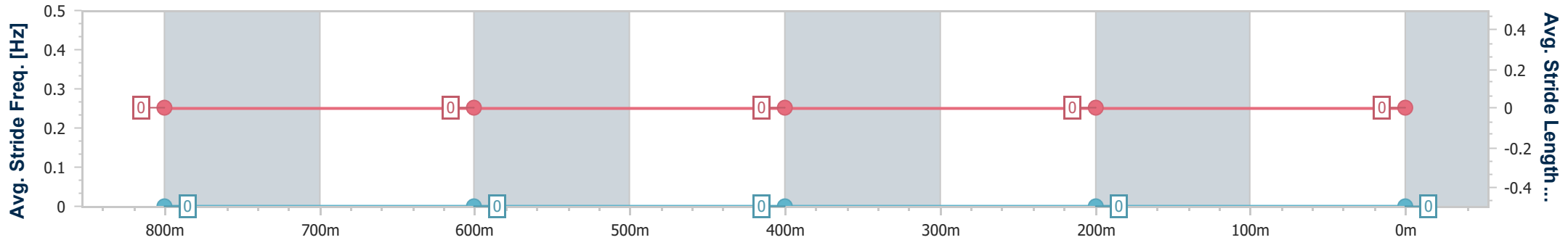
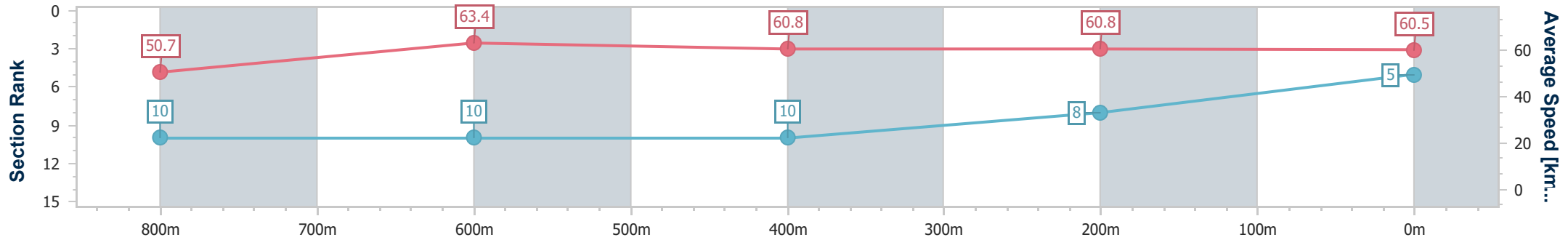
Race 5: MOORE TRAILERS Maiden Handicap - 1000m

24 August 2024 - 19:19

Track Rating: Good 4, Weather: Fine, Rail Position: +1.5m 1600m-1400m, +0m Remainder



Section	Overall	800m	600m	400m	200m
Section Times	1:01.32 [5] (0:14.37)	0:46.95 [10] (0:11.35)	0:35.60 [10] (0:11.86)	0:23.74 [10] (0:11.83)	0:11.91 [8] (0:11.91)
Average Speed [km/h]	50.7	63.4	60.8	60.8	60.5
Top Speed [km/h]	65.2	65.1	62.8	63.4	63.2
Avg. Dist. to Rail [m]	6.1	0.7	0.3	0.6	0.6
Avg. Stride Freq. [Hz]	--	--	--	--	--
Avg. Stride Length [m]	--	--	--	--	--



- [ ] Ranking at each section and finish
- No data available at this section
- NA No data available



Horse/Jockey Name	Teddy Bee Bear
Final Rank	6
Fastest Section Time (Section)	0:11.60 (800m)
Top Speed [km/h] (Section)	65.4 (Overall)
Race State	Finished



Toowoomba QLD Professional

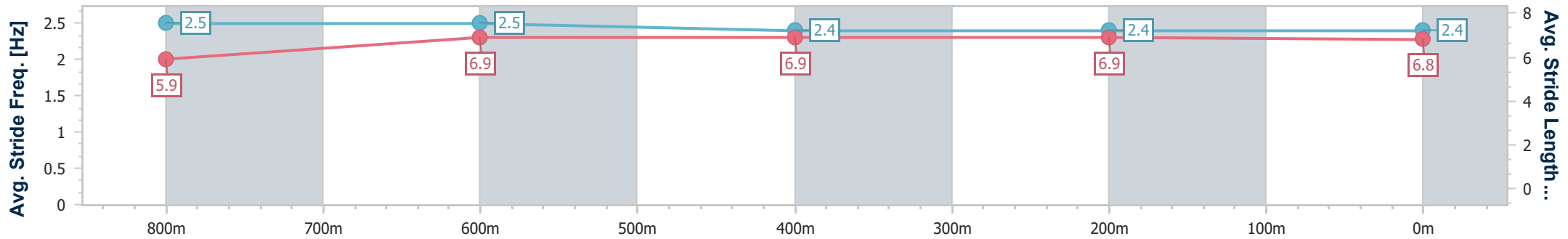
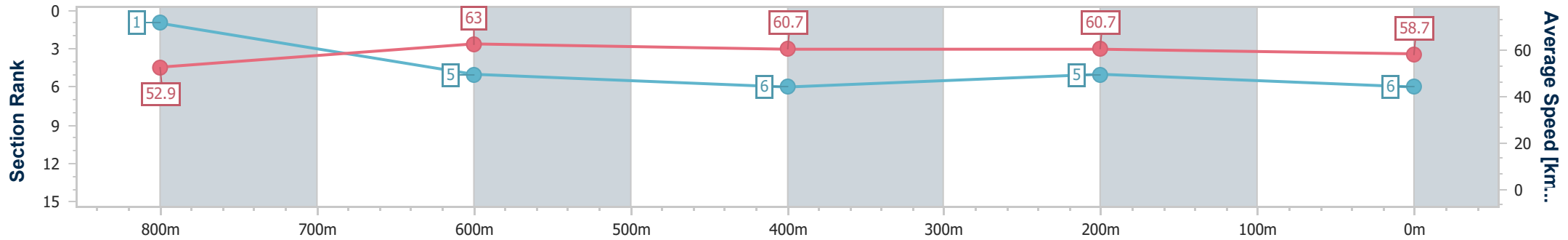
Race 5: MOORE TRAILERS Maiden Handicap - 1000m

24 August 2024 - 19:19

Track Rating: Good 4, Weather: Fine, Rail Position: +1.5m 1600m-1400m, +0m Remainder



Section	Overall	800m	600m	400m	200m
Section Times	1:01.46 [6] (0:13.73)	0:47.73 [1] (0:11.60)	0:36.13 [5] (0:11.97)	0:24.16 [6] (0:11.89)	0:12.27 [5] (0:12.27)
Average Speed [km/h]	52.9	63.0	60.7	60.7	58.7
Top Speed [km/h]	65.4	64.7	62.9	62.5	60.0
Avg. Dist. to Rail [m]	4.3	4.1	2.5	0.5	1.9
Avg. Stride Freq. [Hz]	2.5	2.5	2.4	2.4	2.4
Avg. Stride Length [m]	5.9	6.9	6.9	6.9	6.8



- [ ] Ranking at each section and finish
- .-.- No data available at this section
- NA No data available



Horse/Jockey Name	I Want That Man
Final Rank	7
Fastest Section Time (Section)	0:11.33 (800m)
Top Speed [km/h] (Section)	65.2 (800m)
Race State	Finished



Toowoomba QLD Professional

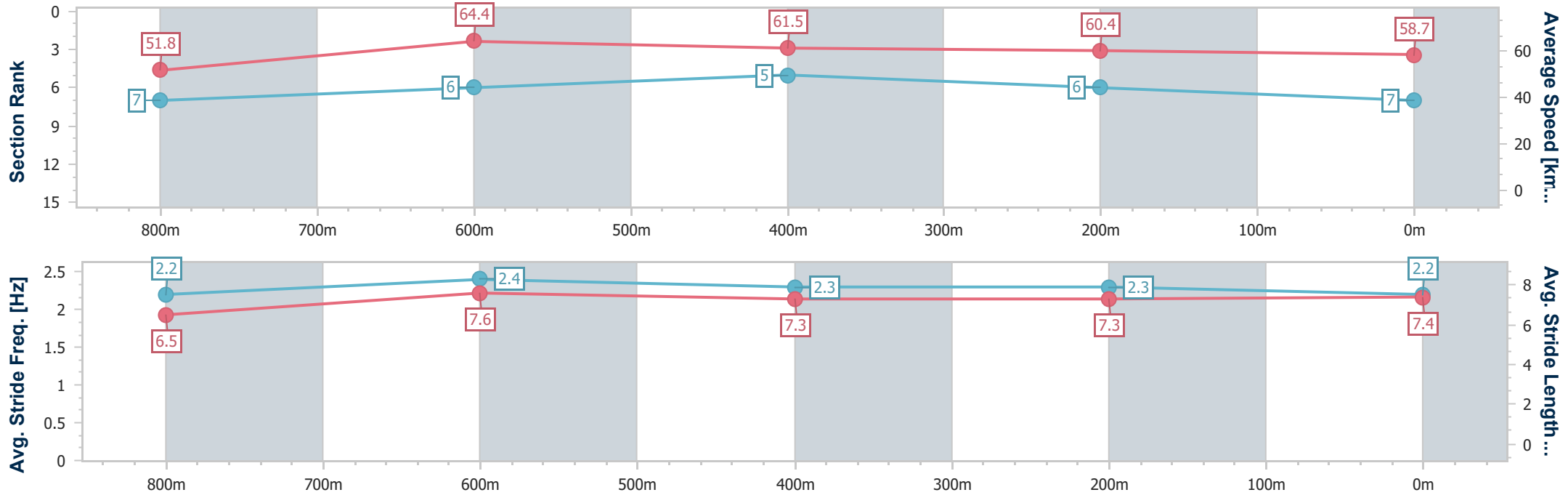
Race 5: MOORE TRAILERS Maiden Handicap - 1000m



24 August 2024 - 19:19

Track Rating: Good 4, Weather: Fine, Rail Position: +1.5m 1600m-1400m, +0m Remainder

Section	Overall	800m	600m	400m	200m
Section Times	1:01.55 [7] (0:14.11)	0:47.44 [7] (0:11.33)	0:36.11 [6] (0:11.84)	0:24.27 [5] (0:12.01)	0:12.26 [6] (0:12.26)
Average Speed [km/h]	51.8	64.4	61.5	60.4	58.7
Top Speed [km/h]	64.8	65.2	64.3	61.4	60.5
Avg. Dist. to Rail [m]	9.0	3.0	2.8	1.9	2.7
Avg. Stride Freq. [Hz]	2.2	2.4	2.3	2.3	2.2
Avg. Stride Length [m]	6.5	7.6	7.3	7.3	7.4



- [ ] Ranking at each section and finish
- .-.- No data available at this section
- NA No data available



Horse/Jockey Name	Charm Teller
Final Rank	8
Fastest Section Time (Section)	0:11.41 (800m)
Top Speed [km/h] (Section)	64.4 (Overall)
Race State	Finished



Toowoomba QLD Professional

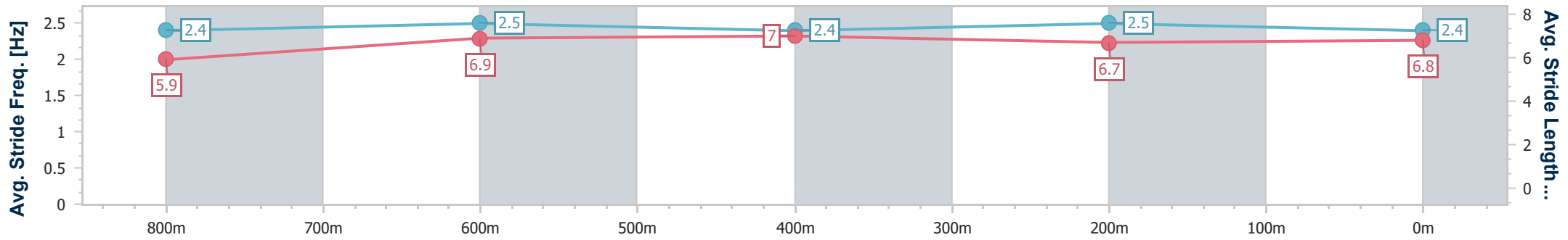
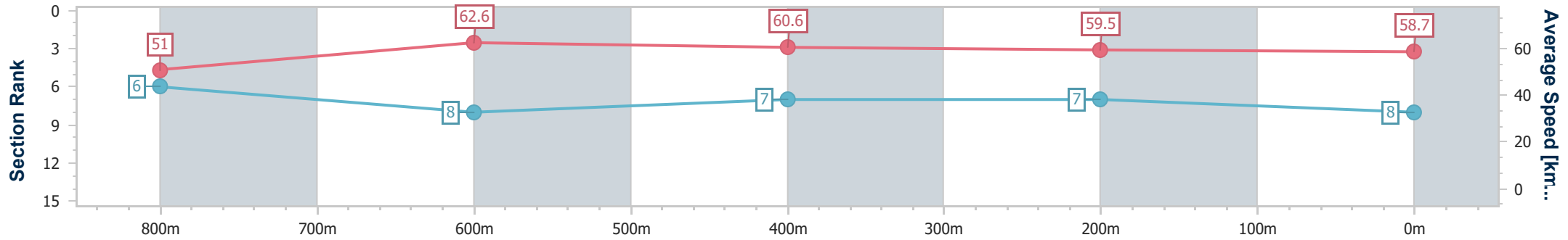
Race 5: MOORE TRAILERS Maiden Handicap - 1000m

24 August 2024 - 19:19

Track Rating: Good 4, Weather: Fine, Rail Position: +1.5m 1600m-1400m, +0m Remainder



Section	Overall	800m	600m	400m	200m
Section Times	1:01.58 [8] (0:14.07)	0:47.51 [6] (0:11.41)	0:36.10 [8] (0:11.86)	0:24.24 [7] (0:12.05)	0:12.19 [7] (0:12.19)
Average Speed [km/h]	51.0	62.6	60.6	59.5	58.7
Top Speed [km/h]	64.4	64.2	62.4	60.9	59.9
Avg. Dist. to Rail [m]	1.0	1.1	1.0	1.3	1.1
Avg. Stride Freq. [Hz]	2.4	2.5	2.4	2.5	2.4
Avg. Stride Length [m]	5.9	6.9	7.0	6.7	6.8



- [ ] Ranking at each section and finish
- .-.- No data available at this section
- NA No data available





Horse/Jockey Name	Evoeus
Final Rank	9
Fastest Section Time (Section)	0:11.17 (800m)
Top Speed [km/h] (Section)	66.7 (800m)
Race State	Finished



### Toowoomba QLD Professional

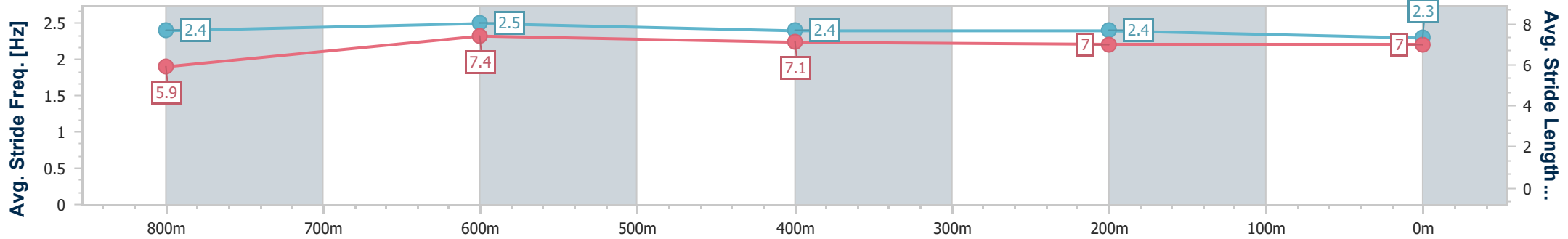
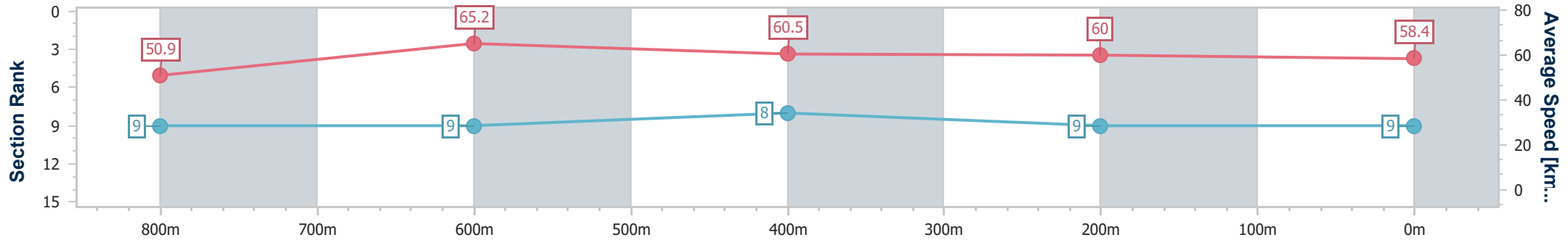
Race 5: MOORE TRAILERS Maiden Handicap - 1000m

24 August 2024 - 19:19

Track Rating: Good 4, Weather: Fine, Rail Position: +1.5m 1600m-1400m, +0m Remainder



Section	Overall	800m	600m	400m	200m
Section Times	1:02.00 [9] (0:14.34)	0:47.66 [9] (0:11.17)	0:36.49 [9] (0:11.99)	0:24.50 [8] (0:12.18)	0:12.32 [9] (0:12.32)
Average Speed [km/h]	50.9	65.2	60.5	60.0	58.4
Top Speed [km/h]	65.9	66.7	63.4	61.1	59.6
Avg. Dist. to Rail [m]	7.8	2.3	2.3	3.8	4.2
Avg. Stride Freq. [Hz]	2.4	2.5	2.4	2.4	2.3
Avg. Stride Length [m]	5.9	7.4	7.1	7.0	7.0



- [ ] Ranking at each section and finish
- .-.- No data available at this section
- NA No data available



Horse/Jockey Name	She Ain't Sweet
Final Rank	10
Fastest Section Time (Section)	0:11.41 (800m)
Top Speed [km/h] (Section)	65.2 (Overall)
Race State	Finished



### Toowoomba QLD Professional

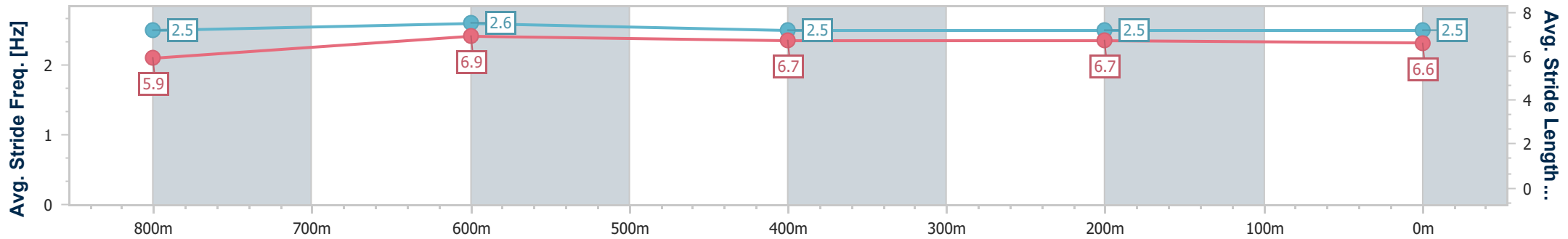
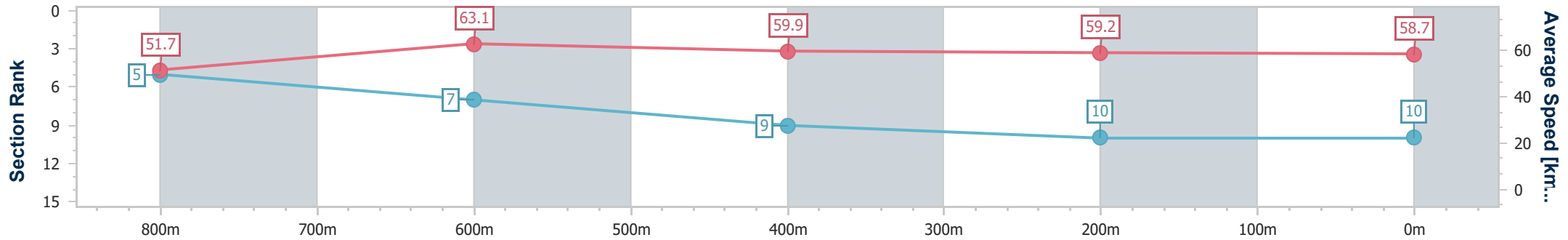
Race 5: MOORE TRAILERS Maiden Handicap - 1000m

24 August 2024 - 19:19

Track Rating: Good 4, Weather: Fine, Rail Position: +1.5m 1600m-1400m, +0m Remainder



Section	Overall	800m	600m	400m	200m
Section Times	1:02.03 [10] (0:14.05)	0:47.98 [5] (0:11.41)	0:36.57 [7] (0:12.11)	0:24.46 [9] (0:12.21)	0:12.25 [10] (0:12.25)
Average Speed [km/h]	51.7	63.1	59.9	59.2	58.7
Top Speed [km/h]	65.2	64.8	63.2	60.6	60.7
Avg. Dist. to Rail [m]	5.1	1.0	1.2	1.9	3.5
Avg. Stride Freq. [Hz]	2.5	2.6	2.5	2.5	2.5
Avg. Stride Length [m]	5.9	6.9	6.7	6.7	6.6



- [ ] Ranking at each section and finish
- .-.- No data available at this section
- NA No data available



Toowoomba QLD Professional  
 Race 6: AREK FUEL Class 2 Handicap - 2000m  
 24 August 2024 - 19:50



Track Rating: Good 4, Weather: Fine, Rail Position: +1.5m 1600m-1400m, +0m Remainder

Section	Field Times	Overall	1800m	1600m	1400m	1200m	1000m	800m	Last 600m				
		2:05.69 (0:14.08)	1:51.61 (0:11.60)	1:40.01 (0:11.34)	1:28.67 (0:11.47)	1:17.20 (0:12.54)	1:04.66 (0:13.38)	0:51.28 (0:13.10)	0:38.18				
Rank	TAB Horse/Jockey	Barrier	Top Speed [km/h]	Fastest Section						Distance Travelled [m]			
1	1 VISUAL ELEMENT Les Tilley	4	64.9 1800m	0:11.29 1600m	2:05.69 [1] (0:14.74)	1:50.95 [8] (0:11.39)	1:39.56 [7] (0:11.29)	1:28.27 [6] (0:11.96)	1:16.31 [7] (0:12.60)	1:03.71 [7] (0:13.43)	0:50.28 [7] (0:12.43)	0:37.85	
2	6 ZOU ZOUAMORE Bailey Wheeler	9	66.7 1800m	0:11.37 1600m	2:05.74 [2] (0:14.25)	1:51.49 [4] (0:11.43)	1:40.06 [1] (0:11.37)	1:28.69 [2] (0:11.98)	1:16.71 [4] (0:12.52)	1:04.19 [4] (0:13.42)	0:50.77 [4] (0:12.64)	0:38.13	+0
3	8 ANOTHER DAZZLER Karl Zechner	6	63.7 1600m	0:11.55 1600m	2:05.78 [3] (0:14.38)	1:51.40 [5] (0:11.73)	1:39.67 [6] (0:11.55)	1:28.12 [8] (0:11.97)	1:16.15 [8] (0:12.45)	1:03.70 [8] (0:13.36)	0:50.34 [8] (0:12.72)	0:37.62	+2
4	4 LEERY Madeleine Wishart	3	64.7 1600m	0:11.30 1600m	2:05.81 [4] (0:14.69)	1:51.12 [7] (0:11.45)	1:39.67 [8] (0:11.30)	1:28.37 [7] (0:11.80)	1:16.57 [6] (0:12.43)	1:04.14 [5] (0:13.47)	0:50.67 [5] (0:12.77)	0:37.90	-7
5	5 HOTZINO Anthony Allen	2	64.5 1600m	0:11.28 1600m	2:06.68 [5] (0:14.23)	1:52.45 [3] (0:11.55)	1:40.90 [3] (0:11.28)	1:29.62 [3] (0:12.01)	1:17.61 [5] (0:12.64)	1:04.97 [6] (0:13.44)	0:51.53 [6] (0:12.79)	0:38.74	+6
6	7 MISSAYTER Luke Tarrant	7	64.6 1600m	0:11.32 1600m	2:08.08 [6] (0:14.12)	1:53.96 [2] (0:11.71)	1:42.25 [4] (0:11.32)	1:30.93 [5] (0:11.78)	1:19.15 [3] (0:12.44)	1:06.71 [3] (0:13.43)	0:53.28 [3] (0:13.03)	0:40.25	-5
7	2 CONEY ISLAND BABY Brooke Ainsworth	1	64.8 Overall	0:11.32 1600m	2:08.33 [7] (0:14.08)	1:54.25 [1] (0:11.62)	1:42.63 [2] (0:11.32)	1:31.31 [1] (0:11.47)	1:19.84 [1] (0:12.54)	1:07.30 [1] (0:13.38)	0:53.92 [1] (0:13.10)	0:40.82	-10
8	9 GIRRAMAY Amy Graham	5	66.3 1600m	0:11.09 1600m	2:08.35 [8] (0:14.68)	1:53.67 [6] (0:11.30)	1:42.37 [5] (0:11.09)	1:31.28 [4] (0:11.68)	1:19.60 [2] (0:12.51)	1:07.09 [2] (0:13.41)	0:53.68 [2] (0:12.93)	0:40.75	+4

Scratched: Brave Deel (#3)

[ ] Ranking at each section and finish  
 -:-:- No data available at this section  
 NA No data available

SCN Saddle cloth number  
 DNF Did not finish  
 DNT Did not track



# Toowoomba QLD Professional

## Race 6: AREK FUEL Class 2 Handicap - 2000m

24 August 2024 - 19:50



Track Rating: Good 4, Weather: Fine, Rail Position: +1.5m 1600m-1400m, +0m Remainder

Section				600m	400m	200m			Last 600m		
Field Times				0:38.18 (0:12.41)	0:25.77 (0:12.74)	0:13.03 (0:13.03)			0:38.18		
Rank	TAB	Horse/Jockey	Barrier	Top Speed [km/h]	Fastest Section	Margin			Distance Travelled [m]		
1	1	<b>VISUAL ELEMENT</b> Les Tilley	4	64.9 1800m	0:11.29 1600m	0:37.85 [5] (0:12.29)	0:25.56 [2] (0:12.53)	0:13.03 [1] (0:13.03)	2:05.69	0:37.85	
2	6	<b>ZOU ZOUAMORE</b> Bailey Wheeler	9	66.7 1800m	0:11.37 1600m	0:38.13 [3] (0:12.31)	0:25.82 [1] (0:12.80)	0:13.02 [2] (0:13.02)	0.2L	0:38.13	+0
3	8	<b>ANOTHER DAZZLER</b> Karl Zechner	6	63.7 1600m	0:11.55 1600m	0:37.62 [8] (0:12.46)	0:25.16 [5] (0:12.62)	0:12.54 [4] (0:12.54)	0.4L	0:37.62	+2
4	4	<b>LEERY</b> Madeleine Wishart	3	64.7 1600m	0:11.30 1600m	0:37.90 [6] (0:12.58)	0:25.32 [3] (0:12.58)	0:12.74 [3] (0:12.74)	0.5L	0:37.90	-7
5	5	<b>HOTZINO</b> Anthony Allen	2	64.5 1600m	0:11.28 1600m	0:38.74 [7] (0:12.90)	0:25.84 [8] (0:12.99)	0:12.85 [5] (0:12.85)	5.5L	0:38.74	+6
6	7	<b>MISSAYTER</b> Luke Tarrant	7	64.6 1600m	0:11.32 1600m	0:40.25 [4] (0:12.99)	0:27.26 [7] (0:13.30)	0:13.96 [6] (0:13.96)	13.8L	0:40.25	-5
7	2	<b>CONEY ISLAND BABY</b> Brooke Ainsworth	1	64.8 Overall	0:11.32 1600m	0:40.82 [1] (0:13.16)	0:27.66 [6] (0:13.56)	0:14.10 [8] (0:14.10)	15.1L	0:40.82	-10
8	9	<b>GIRRAMAY</b> Amy Graham	5	66.3 1600m	0:11.09 1600m	0:40.75 [2] (0:12.96)	0:27.79 [4] (0:13.57)	0:14.22 [7] (0:14.22)	15.2L	0:40.75	+4

Scratched: Brave Deel (#3)

[ ] Ranking at each section and finish  
 -:-:- No data available at this section  
 NA No data available

SCN Saddle cloth number  
 DNF Did not finish  
 DNT Did not track



Horse/Jockey Name	Visual Element
Final Rank	1
Fastest Section Time (Section)	0:11.29 (1600m)
Top Speed [km/h] (Section)	64.9 (1800m)
Race State	Finished



### Toowoomba QLD Professional

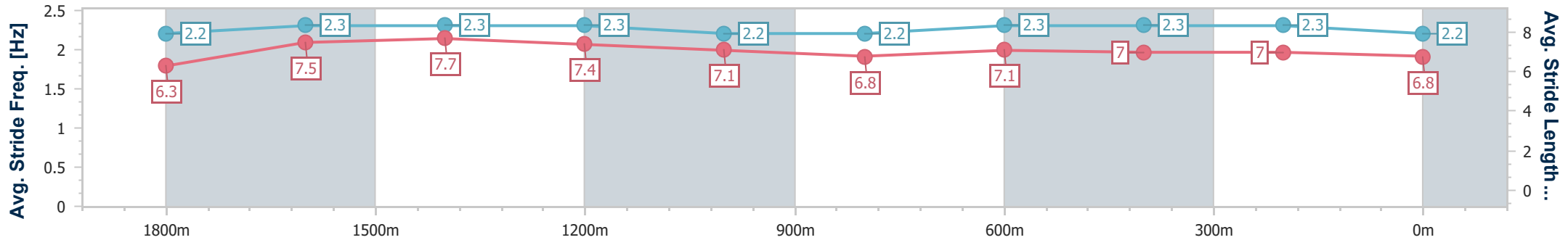
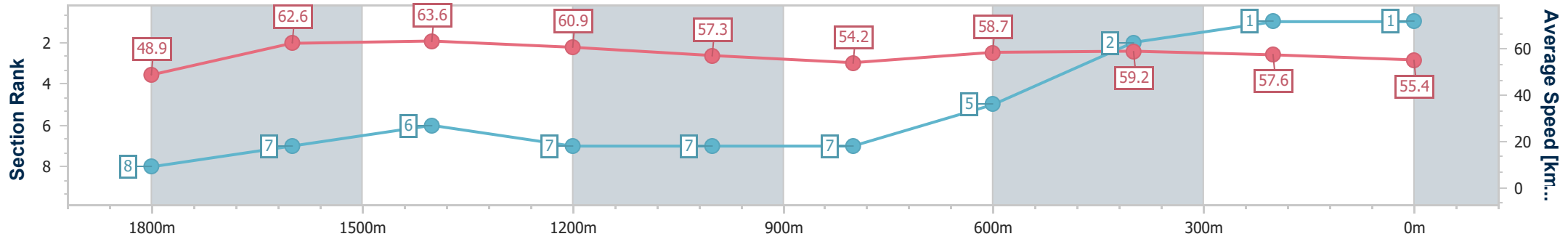
#### Race 6: AREK FUEL Class 2 Handicap - 2000m

24 August 2024 - 19:50

Track Rating: Good 4, Weather: Fine, Rail Position: +1.5m 1600m-1400m, +0m Remainder



Section	Overall	1800m	1600m	1400m	1200m	1000m	800m	600m	400m	200m
Section Times	2:05.69 [1] (0:14.74)	1:50.95 [8] (0:11.39)	1:39.56 [7] (0:11.29)	1:28.27 [6] (0:11.96)	1:16.31 [7] (0:12.60)	1:03.71 [7] (0:13.43)	0:50.28 [7] (0:12.43)	0:37.85 [5] (0:12.29)	0:25.56 [2] (0:12.53)	0:13.03 [1] (0:13.03)
Average Speed [km/h]	48.9	62.6	63.6	60.9	57.3	54.2	58.7	59.2	57.6	55.4
Top Speed [km/h]	64.9	64.9	64.7	63.7	59.6	57.3	60.4	60.6	58.8	56.6
Avg. Dist. to Rail [m]	1.8	1.9	1.0	2.2	3.4	3.4	3.7	2.1	1.6	3.2
Avg. Stride Freq. [Hz]	2.2	2.3	2.3	2.3	2.2	2.2	2.3	2.3	2.3	2.2
Avg. Stride Length [m]	6.3	7.5	7.7	7.4	7.1	6.8	7.1	7.0	7.0	6.8



- [ ] Ranking at each section and finish
- .-.- No data available at this section
- NA No data available



Horse/Jockey Name	Zou Zouamore
Final Rank	2
Fastest Section Time (Section)	0:11.37 (1600m)
Top Speed [km/h] (Section)	66.7 (1800m)
Race State	Finished



Toowoomba QLD Professional

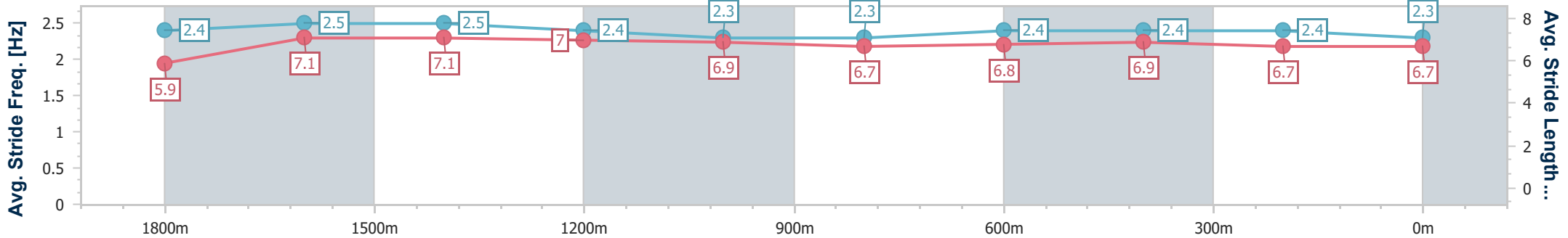
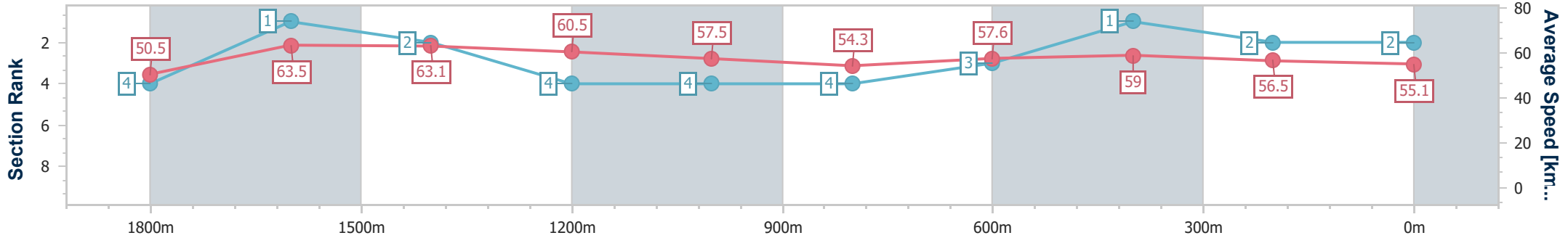
Race 6: AREK FUEL Class 2 Handicap - 2000m



24 August 2024 - 19:50

Track Rating: Good 4, Weather: Fine, Rail Position: +1.5m 1600m-1400m, +0m Remainder

Section	Overall	1800m	1600m	1400m	1200m	1000m	800m	600m	400m	200m
Section Times	2:05.74 [2] (0:14.25)	1:51.49 [4] (0:11.43)	1:40.06 [1] (0:11.37)	1:28.69 [2] (0:11.98)	1:16.71 [4] (0:12.52)	1:04.19 [4] (0:13.42)	0:50.77 [4] (0:12.64)	0:38.13 [3] (0:12.31)	0:25.82 [1] (0:12.80)	0:13.02 [2] (0:13.02)
Average Speed [km/h]	50.5	63.5	63.1	60.5	57.5	54.3	57.6	59.0	56.5	55.1
Top Speed [km/h]	66.6	66.7	64.4	61.9	60.1	55.5	60.4	60.7	57.8	55.6
Avg. Dist. to Rail [m]	7.7	1.6	0.4	0.9	2.4	3.4	3.7	1.3	1.8	2.4
Avg. Stride Freq. [Hz]	2.4	2.5	2.5	2.4	2.3	2.3	2.4	2.4	2.4	2.3
Avg. Stride Length [m]	5.9	7.1	7.1	7.0	6.9	6.7	6.8	6.9	6.7	6.7



- [ ] Ranking at each section and finish
- .-.- No data available at this section
- NA No data available



Horse/Jockey Name	Another Dazzler
Final Rank	3
Fastest Section Time (Section)	0:11.55 (1600m)
Top Speed [km/h] (Section)	63.7 (1600m)
Race State	Finished



Toowoomba QLD Professional

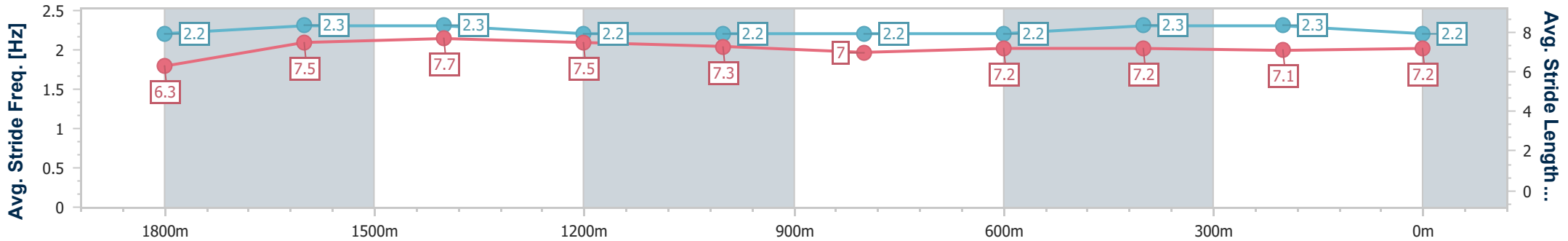
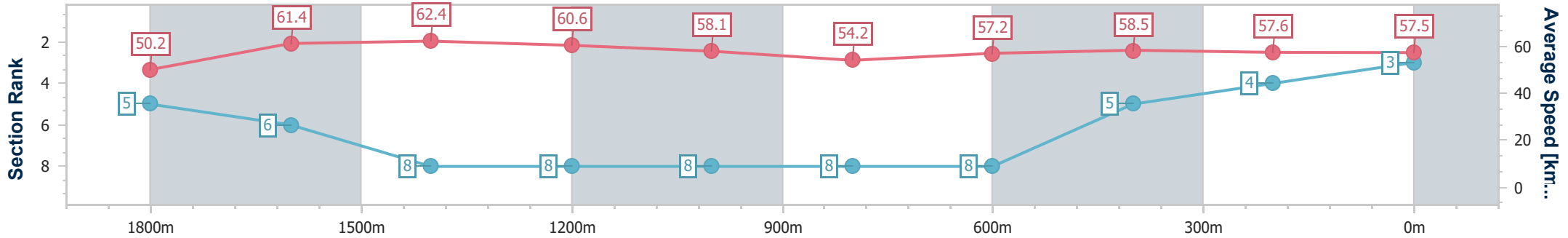
Race 6: AREK FUEL Class 2 Handicap - 2000m

24 August 2024 - 19:50

Track Rating: Good 4, Weather: Fine, Rail Position: +1.5m 1600m-1400m, +0m Remainder



Section	Overall	1800m	1600m	1400m	1200m	1000m	800m	600m	400m	200m
Section Times	2:05.78 [3] (0:14.38)	1:51.40 [5] (0:11.73)	1:39.67 [6] (0:11.55)	1:28.12 [8] (0:11.97)	1:16.15 [8] (0:12.45)	1:03.70 [8] (0:13.36)	0:50.34 [8] (0:12.72)	0:37.62 [8] (0:12.46)	0:25.16 [5] (0:12.62)	0:12.54 [4] (0:12.54)
Average Speed [km/h]	50.2	61.4	62.4	60.6	58.1	54.2	57.2	58.5	57.6	57.5
Top Speed [km/h]	63.6	63.4	63.7	63.4	59.7	55.7	59.8	59.6	58.3	57.9
Avg. Dist. to Rail [m]	3.8	0.7	0.8	1.5	2.0	2.0	2.1	2.7	3.6	5.6
Avg. Stride Freq. [Hz]	2.2	2.3	2.3	2.2	2.2	2.2	2.2	2.3	2.3	2.2
Avg. Stride Length [m]	6.3	7.5	7.7	7.5	7.3	7.0	7.2	7.2	7.1	7.2



- [ ] Ranking at each section and finish
- .-.- No data available at this section
- NA No data available



Horse/Jockey Name	Leery
Final Rank	4
Fastest Section Time (Section)	0:11.30 (1600m)
Top Speed [km/h] (Section)	64.7 (1600m)
Race State	Finished



Toowoomba QLD Professional

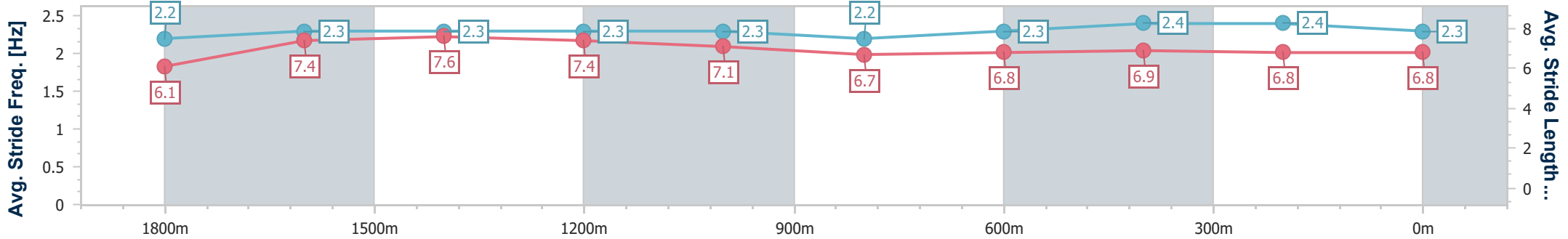
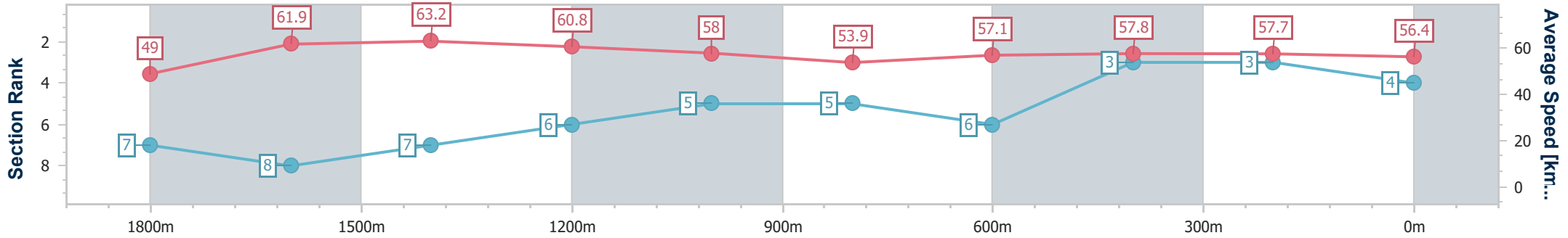
Race 6: AREK FUEL Class 2 Handicap - 2000m

24 August 2024 - 19:50

Track Rating: Good 4, Weather: Fine, Rail Position: +1.5m 1600m-1400m, +0m Remainder



Section	Overall	1800m	1600m	1400m	1200m	1000m	800m	600m	400m	200m
Section Times	2:05.81 [4] (0:14.69)	1:51.12 [7] (0:11.45)	1:39.67 [8] (0:11.30)	1:28.37 [7] (0:11.80)	1:16.57 [6] (0:12.43)	1:04.14 [5] (0:13.47)	0:50.67 [5] (0:12.77)	0:37.90 [6] (0:12.58)	0:25.32 [3] (0:12.58)	0:12.74 [3] (0:12.74)
Average Speed [km/h]	49.0	61.9	63.2	60.8	58.0	53.9	57.1	57.8	57.7	56.4
Top Speed [km/h]	63.8	64.4	64.7	63.3	60.3	54.6	60.0	59.4	58.9	57.3
Avg. Dist. to Rail [m]	1.3	3.0	2.6	1.2	2.5	2.7	2.6	2.8	2.2	3.5
Avg. Stride Freq. [Hz]	2.2	2.3	2.3	2.3	2.3	2.2	2.3	2.4	2.4	2.3
Avg. Stride Length [m]	6.1	7.4	7.6	7.4	7.1	6.7	6.8	6.9	6.8	6.8



- [ ] Ranking at each section and finish
- .-.- No data available at this section
- NA No data available





Horse/Jockey Name	Hotzino
Final Rank	5
Fastest Section Time (Section)	0:11.28 (1600m)
Top Speed [km/h] (Section)	64.5 (1600m)
Race State	Finished



### Toowoomba QLD Professional

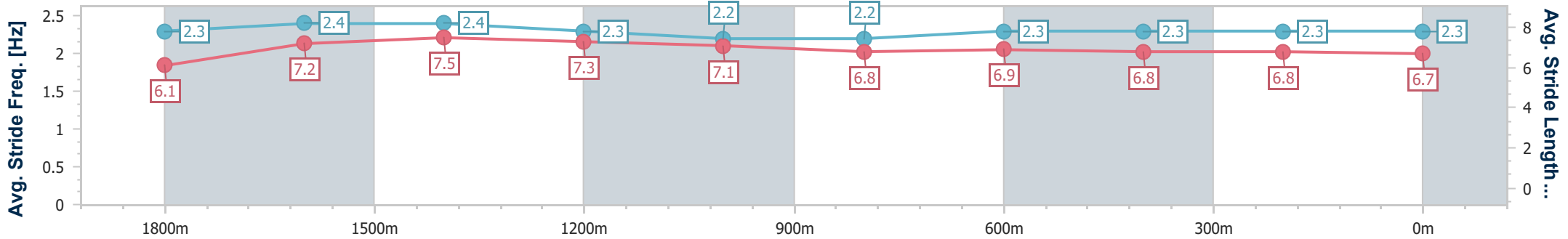
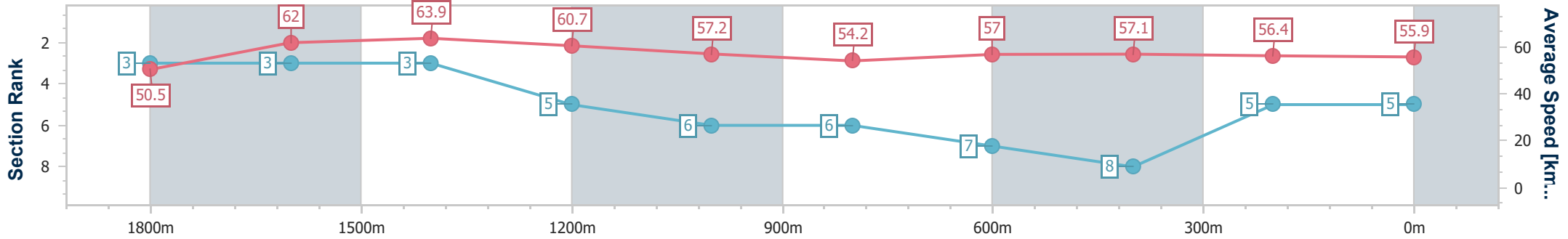
#### Race 6: AREK FUEL Class 2 Handicap - 2000m

24 August 2024 - 19:50

Track Rating: Good 4, Weather: Fine, Rail Position: +1.5m 1600m-1400m, +0m Remainder



Section	Overall	1800m	1600m	1400m	1200m	1000m	800m	600m	400m	200m
Section Times	2:06.68 [5] (0:14.23)	1:52.45 [3] (0:11.55)	1:40.90 [3] (0:11.28)	1:29.62 [3] (0:12.01)	1:17.61 [5] (0:12.64)	1:04.97 [6] (0:13.44)	0:51.53 [6] (0:12.79)	0:38.74 [7] (0:12.90)	0:25.84 [8] (0:12.99)	0:12.85 [5] (0:12.85)
Average Speed [km/h]	50.5	62.0	63.9	60.7	57.2	54.2	57.0	57.1	56.4	55.9
Top Speed [km/h]	64.3	63.9	64.5	62.3	59.2	55.6	58.5	58.2	57.0	56.3
Avg. Dist. to Rail [m]	1.6	0.9	0.8	2.3	3.4	3.2	3.5	4.7	4.0	4.5
Avg. Stride Freq. [Hz]	2.3	2.4	2.4	2.3	2.2	2.2	2.3	2.3	2.3	2.3
Avg. Stride Length [m]	6.1	7.2	7.5	7.3	7.1	6.8	6.9	6.8	6.8	6.7



- [ ] Ranking at each section and finish
- .-.- No data available at this section
- NA No data available



Horse/Jockey Name	Missayter
Final Rank	6
Fastest Section Time (Section)	0:11.32 (1600m)
Top Speed [km/h] (Section)	64.6 (1600m)
Race State	Finished



Toowoomba QLD Professional

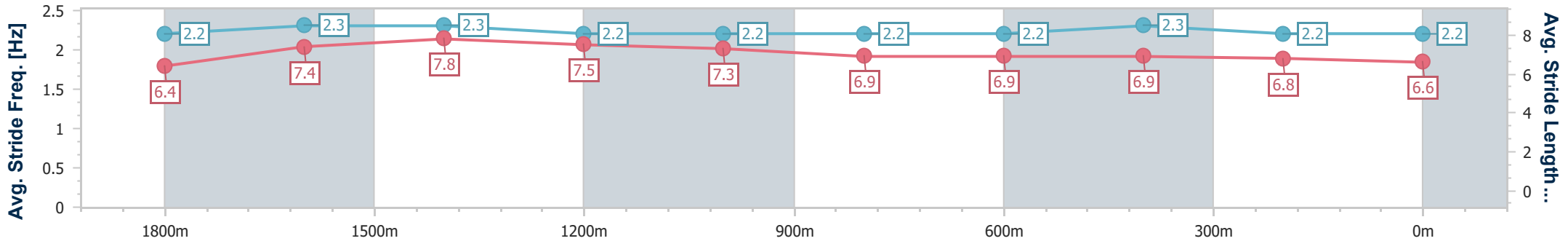
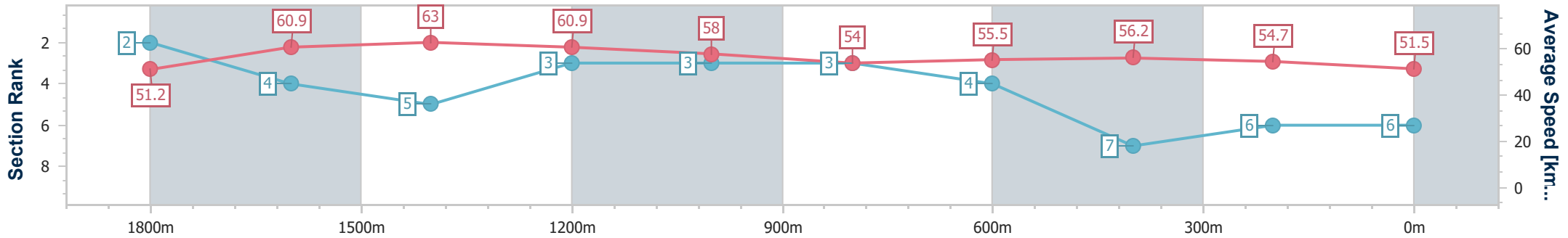
Race 6: AREK FUEL Class 2 Handicap - 2000m

24 August 2024 - 19:50

Track Rating: Good 4, Weather: Fine, Rail Position: +1.5m 1600m-1400m, +0m Remainder



Section	Overall	1800m	1600m	1400m	1200m	1000m	800m	600m	400m	200m
Section Times	2:08.08 [6] (0:14.12)	1:53.96 [2] (0:11.71)	1:42.25 [4] (0:11.32)	1:30.93 [5] (0:11.78)	1:19.15 [3] (0:12.44)	1:06.71 [3] (0:13.43)	0:53.28 [3] (0:13.03)	0:40.25 [4] (0:12.99)	0:27.26 [7] (0:13.30)	0:13.96 [6] (0:13.96)
Average Speed [km/h]	51.2	60.9	63.0	60.9	58.0	54.0	55.5	56.2	54.7	51.5
Top Speed [km/h]	64.4	62.6	64.6	61.9	60.0	55.1	57.3	57.5	55.4	53.2
Avg. Dist. to Rail [m]	4.6	1.8	1.8	0.7	1.1	1.4	2.2	2.4	2.8	4.5
Avg. Stride Freq. [Hz]	2.2	2.3	2.3	2.2	2.2	2.2	2.2	2.3	2.2	2.2
Avg. Stride Length [m]	6.4	7.4	7.8	7.5	7.3	6.9	6.9	6.9	6.8	6.6



- [ ] Ranking at each section and finish
- .-.- No data available at this section
- NA No data available



Horse/Jockey Name	Coney Island Baby
Final Rank	7
Fastest Section Time (Section)	0:11.32 (1600m)
Top Speed [km/h] (Section)	64.8 (Overall)
Race State	Finished



### Toowoomba QLD Professional

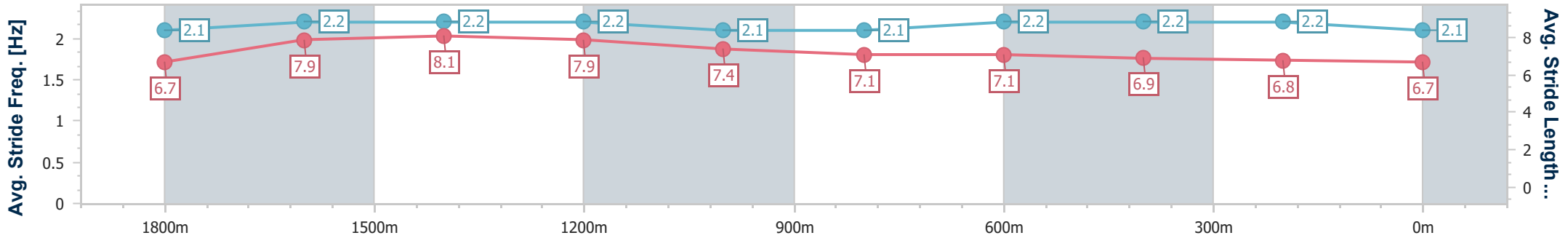
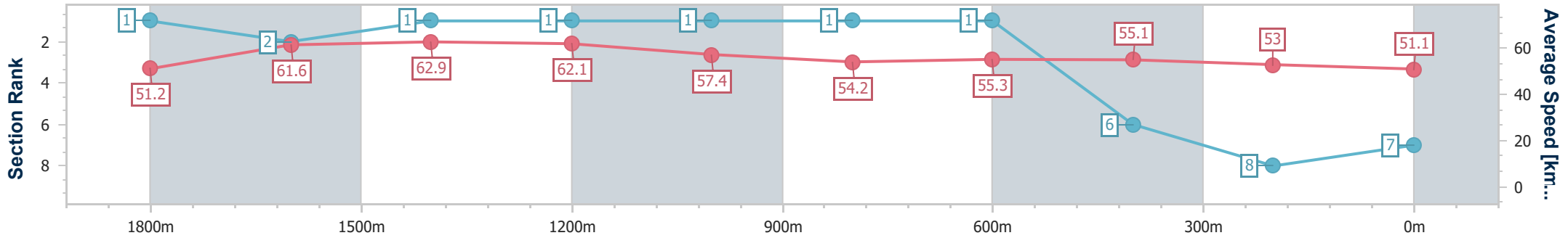
#### Race 6: AREK FUEL Class 2 Handicap - 2000m

24 August 2024 - 19:50

Track Rating: Good 4, Weather: Fine, Rail Position: +1.5m 1600m-1400m, +0m Remainder



Section	Overall	1800m	1600m	1400m	1200m	1000m	800m	600m	400m	200m
Section Times	2:08.33 [7] (0:14.08)	1:54.25 [1] (0:11.62)	1:42.63 [2] (0:11.32)	1:31.31 [1] (0:11.47)	1:19.84 [1] (0:12.54)	1:07.30 [1] (0:13.38)	0:53.92 [1] (0:13.10)	0:40.82 [1] (0:13.16)	0:27.66 [6] (0:13.56)	0:14.10 [8] (0:14.10)
Average Speed [km/h]	51.2	61.6	62.9	62.1	57.4	54.2	55.3	55.1	53.0	51.1
Top Speed [km/h]	64.8	62.9	63.5	62.9	59.8	55.0	56.9	56.8	54.1	51.9
Avg. Dist. to Rail [m]	2.9	1.6	3.1	1.7	0.1	1.1	2.1	1.4	0.3	0.6
Avg. Stride Freq. [Hz]	2.1	2.2	2.2	2.2	2.1	2.1	2.2	2.2	2.2	2.1
Avg. Stride Length [m]	6.7	7.9	8.1	7.9	7.4	7.1	7.1	6.9	6.8	6.7



- [ ] Ranking at each section and finish
- .-.- No data available at this section
- NA No data available



Horse/Jockey Name	Girramay
Final Rank	8
Fastest Section Time (Section)	0:11.09 (1600m)
Top Speed [km/h] (Section)	66.3 (1600m)
Race State	Finished



### Toowoomba QLD Professional

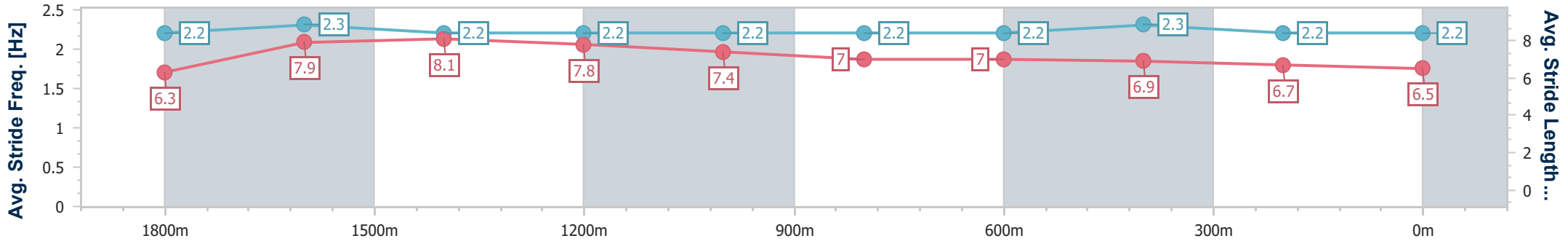
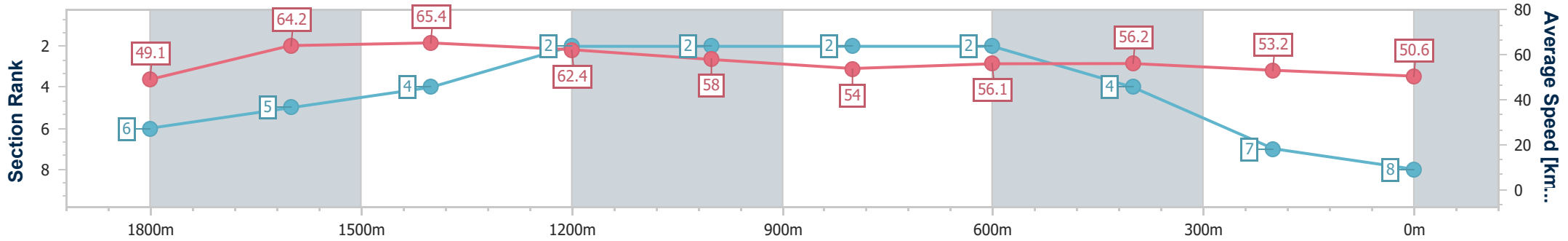
#### Race 6: AREK FUEL Class 2 Handicap - 2000m

24 August 2024 - 19:50

Track Rating: Good 4, Weather: Fine, Rail Position: +1.5m 1600m-1400m, +0m Remainder



Section	Overall	1800m	1600m	1400m	1200m	1000m	800m	600m	400m	200m
Section Times	2:08.35 [8] (0:14.68)	1:53.67 [6] (0:11.30)	1:42.37 [5] (0:11.09)	1:31.28 [4] (0:11.68)	1:19.60 [2] (0:12.51)	1:07.09 [2] (0:13.41)	0:53.68 [2] (0:12.93)	0:40.75 [2] (0:12.96)	0:27.79 [4] (0:13.57)	0:14.22 [7] (0:14.22)
Average Speed [km/h]	49.1	64.2	65.4	62.4	58.0	54.0	56.1	56.2	53.2	50.6
Top Speed [km/h]	64.0	65.2	66.3	64.9	60.9	55.7	58.2	58.0	55.0	51.8
Avg. Dist. to Rail [m]	4.2	1.8	1.8	2.8	2.4	2.3	2.4	2.0	1.6	2.5
Avg. Stride Freq. [Hz]	2.2	2.3	2.2	2.2	2.2	2.2	2.2	2.3	2.2	2.2
Avg. Stride Length [m]	6.3	7.9	8.1	7.8	7.4	7.0	7.0	6.9	6.7	6.5



- [ ] Ranking at each section and finish
- .-.- No data available at this section
- NA No data available



# Toowoomba QLD Professional

## Race 7: PRYDE'S EASIFEED Maiden Plate - 1625m

24 August 2024 - 20:25



Track Rating: Good 4, Weather: Fine, Rail Position: +1.5m 1600m-1400m, +0m Remainder

Section	Field Times	Overall	1400m	1200m	1000m	800m	600m	400m	Last 600m					
		1:41.32 (0:14.65)	1:26.67 (0:11.30)	1:15.37 (0:12.07)	1:03.30 (0:12.70)	0:50.60 (0:12.52)	0:38.08 (0:12.78)	0:25.30 (0:12.80)	0:38.08					
Rank	TAB	Horse/Jockey	Barrier	Top Speed [km/h]	Fastest Section						Distance Travelled [m]			
1	3	HOTFOOT PERFORMER Les Tilley	9	66.4 1400m	0:11.45 1400m	1:41.32 [1] (0:15.40)	1:25.92 [8] (0:11.45)	1:14.47 [9] (0:12.44)	1:02.03 [9] (0:12.52)	0:49.51 [8] (0:12.36)	0:37.15 [8] (0:12.29)	0:24.86 [4] (0:12.36)	0:37.15	
2	1	DULVERTON CHARM Madeleine Wishart	4	69.5 1400m	0:11.19 1400m	1:41.88 [2] (0:14.85)	1:27.03 [3] (0:11.19)	1:15.84 [2] (0:12.03)	1:03.81 [2] (0:12.65)	0:51.16 [1] (0:12.52)	0:38.64 [1] (0:12.78)	0:25.86 [1] (0:13.00)	0:38.64	-8
3	4	SWIFT SON Landan Sykes	2	69.0 Overall	0:11.35 1400m	1:41.92 [3] (0:14.80)	1:27.12 [2] (0:11.35)	1:15.77 [3] (0:12.15)	1:03.62 [3] (0:12.70)	0:50.92 [3] (0:12.52)	0:38.40 [3] (0:12.81)	0:25.59 [3] (0:12.86)	0:38.40	-4
4	10	LADY BOSSA NOVA Kenji Yoshida	8	66.7 Overall	0:11.39 1400m	1:42.09 [4] (0:15.26)	1:26.83 [6] (0:11.39)	1:15.44 [7] (0:12.38)	1:03.06 [7] (0:12.63)	0:50.43 [7] (0:12.41)	0:38.02 [7] (0:12.53)	0:25.49 [6] (0:12.84)	0:38.02	-4
5	5	VISCOUNT SYDNEY Anthony Allen	5	68.2 Overall	0:11.35 1400m	1:42.81 [5] (0:15.04)	1:27.77 [5] (0:11.35)	1:16.42 [5] (0:12.26)	1:04.16 [5] (0:12.67)	0:51.49 [5] (0:12.36)	0:39.13 [5] (0:12.80)	0:26.33 [5] (0:13.06)	0:39.13	+2
6	6	BEAU MONDE Luke Tarrant	12	65.7 Overall	0:11.45 1400m	1:42.96 [6] (0:15.67)	1:27.29 [10] (0:11.45)	1:15.84 [10] (0:12.37)	1:03.47 [10] (0:12.62)	0:50.85 [10] (0:12.53)	0:38.32 [10] (0:12.31)	0:26.01 [8] (0:12.97)	0:38.32	-5
7	2	ENTERPRISE PRIVATE Bailey Wheeler	6	69.3 Overall	0:11.26 1400m	1:43.45 [7] (0:15.55)	1:27.90 [9] (0:11.26)	1:16.64 [8] (0:12.37)	1:04.27 [8] (0:12.65)	0:51.62 [9] (0:12.52)	0:39.10 [9] (0:12.76)	0:26.34 [10] (0:13.32)	0:39.10	-12
8	9	STARATH Michael Murphy	10	71.4 Overall	0:11.30 1400m	1:43.52 [8] (0:14.65)	1:28.87 [1] (0:11.30)	1:17.57 [1] (0:12.07)	1:05.50 [1] (0:12.74)	0:52.76 [2] (0:12.48)	0:40.28 [2] (0:12.90)	0:27.38 [2] (0:13.53)	0:40.28	-10
9	8	RUMMY Chris Meehan	1	69.5 Overall	0:11.11 1400m	1:43.74 [9] (0:15.36)	1:28.38 [7] (0:11.11)	1:17.27 [6] (0:12.37)	1:04.90 [6] (0:12.67)	0:52.23 [6] (0:12.52)	0:39.71 [6] (0:13.00)	0:26.71 [9] (0:13.30)	0:39.71	-18
10	7	KERRY MISS Karl Zechner	7	69.6 Overall	0:11.31 1400m	1:44.31 [10] (0:14.97)	1:29.34 [4] (0:11.31)	1:18.03 [4] (0:12.17)	1:05.86 [4] (0:12.69)	0:53.17 [4] (0:12.39)	0:40.78 [4] (0:13.14)	0:27.64 [7] (0:13.69)	0:40.78	-4

Scratched: Dolly Disco (#11), Honour Bright (#12)

[ ] Ranking at each section and finish  
 -:-:- No data available at this section  
 NA No data available

SCN Saddle cloth number  
 DNF Did not finish  
 DNT Did not track



# Toowoomba QLD Professional

## Race 7: PRYDE'S EASIFEED Maiden Plate - 1625m

24 August 2024 - 20:25



Track Rating: Good 4, Weather: Fine, Rail Position: +1.5m 1600m-1400m, +0m Remainder

Section							200m			Last 600m
Field Times							0:12.50			0:38.08
Rank	TAB	Horse/Jockey	Barrier	Top Speed [km/h]	Fastest Section	Margin				Distance Travelled [m]
1	3	<b>HOTFOOT PERFORMER</b> Les Tilley	9	66.4 1400m	0:11.45 1400m	0:12.50 [1] (0:12.50)	1:41.32		0:37.15	
2	1	<b>DULVERTON CHARM</b> Madeleine Wishart	4	69.5 1400m	0:11.19 1400m	0:12.86 [2] (0:12.86)	3.3L		0:38.64	-8
3	4	<b>SWIFT SON</b> Landan Sykes	2	69.0 Overall	0:11.35 1400m	0:12.73 [3] (0:12.73)	3.5L		0:38.40	-4
4	10	<b>LADY BOSSA NOVA</b> Kenji Yoshida	8	66.7 Overall	0:11.39 1400m	0:12.65 [4] (0:12.65)	4.5L		0:38.02	-4
5	5	<b>VISCOUNT SYDNEY</b> Anthony Allen	5	68.2 Overall	0:11.35 1400m	0:13.27 [5] (0:13.27)	8.5L		0:39.13	+2
6	6	<b>BEAU MONDE</b> Luke Tarrant	12	65.7 Overall	0:11.45 1400m	0:13.04 [7] (0:13.04)	9.3L		0:38.32	-5
7	2	<b>ENTERPRISE PRIVATE</b> Bailey Wheeler	6	69.3 Overall	0:11.26 1400m	0:13.02 [10] (0:13.02)	12.1L		0:39.10	-12
8	9	<b>STARATH</b> Michael Murphy	10	71.4 Overall	0:11.30 1400m	0:13.85 [6] (0:13.85)	12.4L		0:40.28	-10
9	8	<b>RUMMY</b> Chris Meehan	1	69.5 Overall	0:11.11 1400m	0:13.41 [8] (0:13.41)	13.7L		0:39.71	-18
10	7	<b>KERRY MISS</b> Karl Zechner	7	69.6 Overall	0:11.31 1400m	0:13.95 [9] (0:13.95)	17L		0:40.78	-4

Scratched: Dolly Disco (#11), Honour Bright (#12)

[ ] Ranking at each section and finish  
 -:-:- No data available at this section  
 NA No data available

SCN Saddle cloth number  
 DNF Did not finish  
 DNT Did not track



Horse/Jockey Name	Hotfoot Performer
Final Rank	1
Fastest Section Time (Section)	0:11.45 (1400m)
Top Speed [km/h] (Section)	66.4 (1400m)
Race State	Finished



### Toowoomba QLD Professional

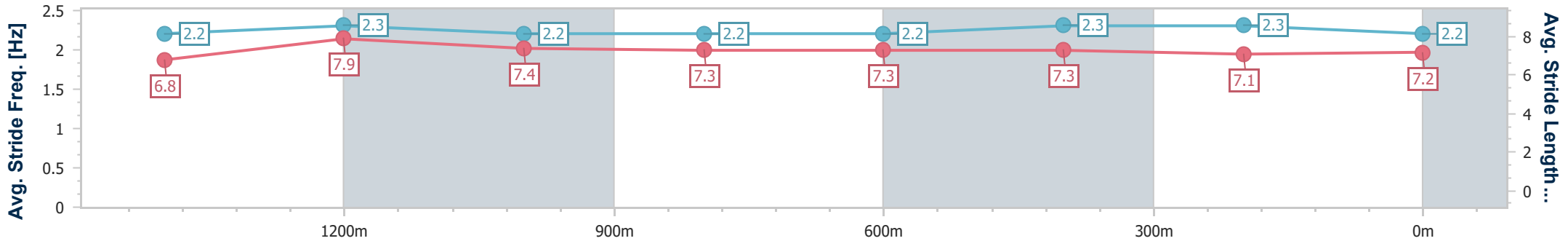
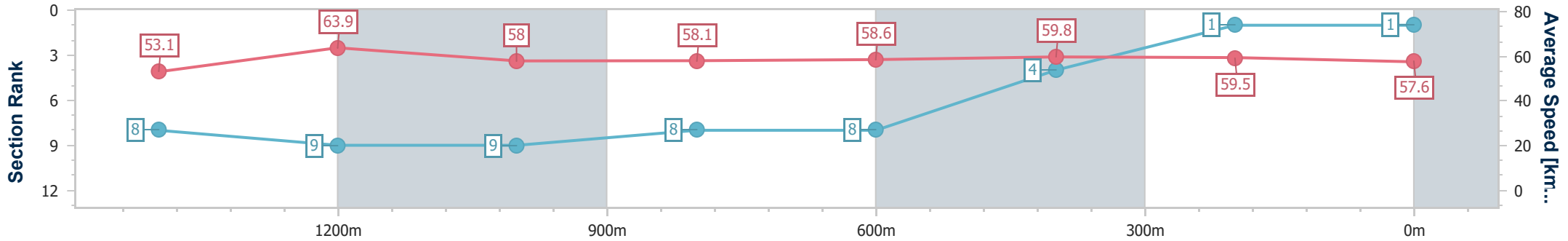
Race 7: PRYDE'S EASIFEED Maiden Plate - 1625m

24 August 2024 - 20:25

Track Rating: Good 4, Weather: Fine, Rail Position: +1.5m 1600m-1400m, +0m Remainder



Section	Overall	1400m	1200m	1000m	800m	600m	400m	200m						
Section Times	1:41.32 [1] (0:15.40)	1:25.92 [8] (0:11.45)	1:14.47 [9] (0:12.44)	1:02.03 [9] (0:12.52)	0:49.51 [8] (0:12.36)	0:37.15 [8] (0:12.29)	0:24.86 [4] (0:12.36)	0:12.50 [1] (0:12.50)						
Average Speed [km/h]	53.1	63.9	58.0	58.1	58.6	59.8	59.5	57.6						
Top Speed [km/h]	65.9	66.4	59.5	59.4	60.9	60.4	60.6	58.9						
Avg. Dist. to Rail [m]	7.3	2.9	3.2	2.3	2.1	3.6	5.4	3.0						
Avg. Stride Freq. [Hz]	2.2	2.3	2.2	2.2	2.2	2.3	2.3	2.2						
Avg. Stride Length [m]	6.8	7.9	7.4	7.3	7.3	7.3	7.1	7.2						



- [ ] Ranking at each section and finish
- .-.-.- No data available at this section
- NA No data available



Horse/Jockey Name	Dulverton Charm
Final Rank	2
Fastest Section Time (Section)	0:11.19 (1400m)
Top Speed [km/h] (Section)	69.5 (1400m)
Race State	Finished



Toowoomba QLD Professional

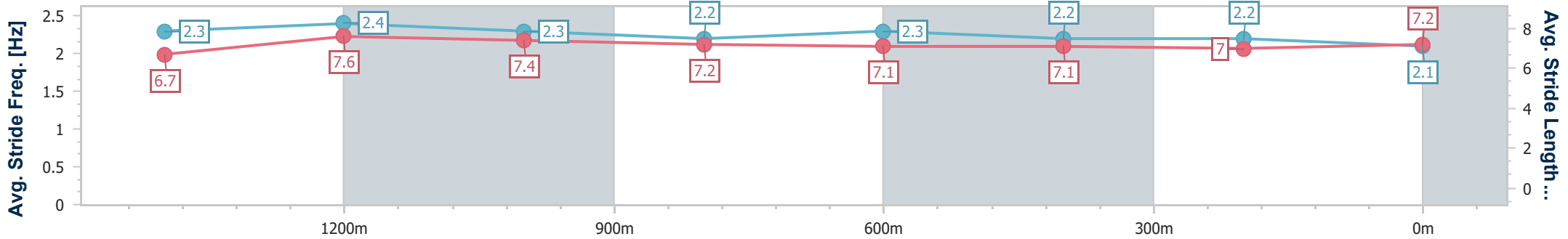
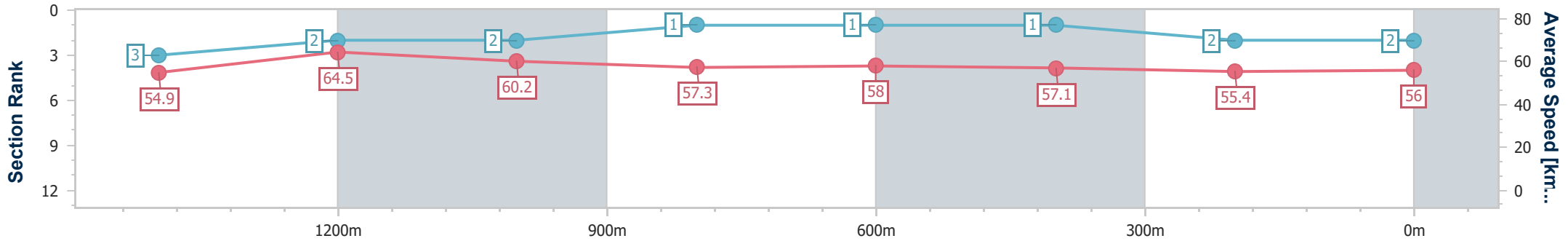
Race 7: PRYDE'S EASIFEED Maiden Plate - 1625m



24 August 2024 - 20:25

Track Rating: Good 4, Weather: Fine, Rail Position: +1.5m 1600m-1400m, +0m Remainder

Section	Overall	1400m	1200m	1000m	800m	600m	400m	200m						
Section Times	1:41.88 [2] (0:14.85)	1:27.03 [3] (0:11.19)	1:15.84 [2] (0:12.03)	1:03.81 [2] (0:12.65)	0:51.16 [1] (0:12.52)	0:38.64 [1] (0:12.78)	0:25.86 [1] (0:13.00)	0:12.86 [2] (0:12.86)						
Average Speed [km/h]	54.9	64.5	60.2	57.3	58.0	57.1	55.4	56.0						
Top Speed [km/h]	69.1	69.5	61.9	58.9	58.9	58.8	56.5	57.2						
Avg. Dist. to Rail [m]	2.6	1.5	2.9	1.9	2.8	2.6	0.5	0.5						
Avg. Stride Freq. [Hz]	2.3	2.4	2.3	2.2	2.3	2.2	2.2	2.1						
Avg. Stride Length [m]	6.7	7.6	7.4	7.2	7.1	7.1	7.0	7.2						



- [ ] Ranking at each section and finish
- .-.- No data available at this section
- NA No data available





Horse/Jockey Name	Swift Son
Final Rank	3
Fastest Section Time (Section)	0:11.35 (1400m)
Top Speed [km/h] (Section)	69.0 (Overall)
Race State	Finished



### Toowoomba QLD Professional

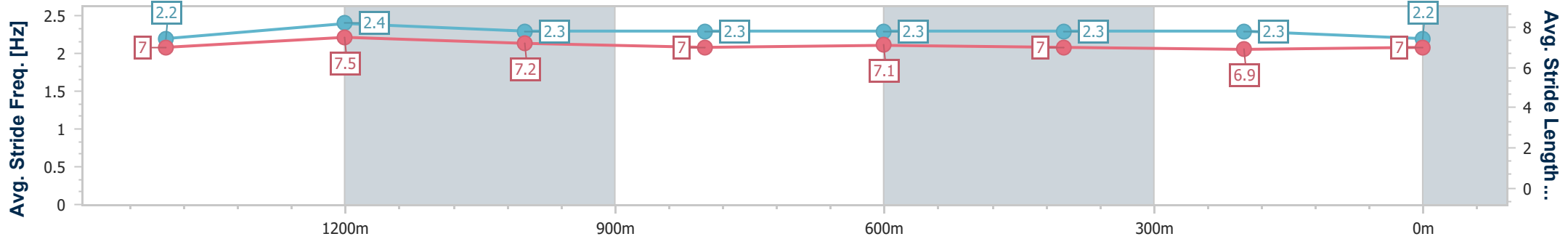
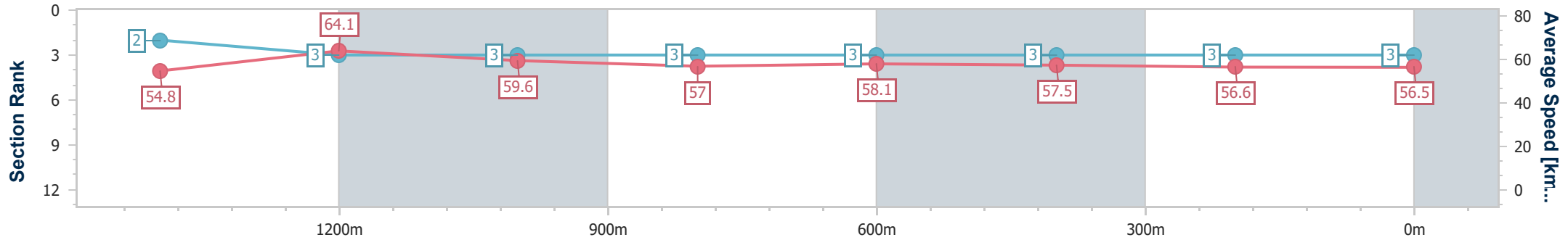
#### Race 7: PRYDE'S EASIFEED Maiden Plate - 1625m

24 August 2024 - 20:25

Track Rating: Good 4, Weather: Fine, Rail Position: +1.5m 1600m-1400m, +0m Remainder



Section	Overall	1400m	1200m	1000m	800m	600m	400m	200m
Section Times	1:41.92 [3] (0:14.80)	1:27.12 [2] (0:11.35)	1:15.77 [3] (0:12.15)	1:03.62 [3] (0:12.70)	0:50.92 [3] (0:12.52)	0:38.40 [3] (0:12.81)	0:25.59 [3] (0:12.86)	0:12.73 [3] (0:12.73)
Average Speed [km/h]	54.8	64.1	59.6	57.0	58.1	57.5	56.6	56.5
Top Speed [km/h]	69.0	68.6	61.4	59.3	59.4	58.8	57.7	57.0
Avg. Dist. to Rail [m]	3.2	1.9	2.8	2.2	3.0	3.6	3.0	3.9
Avg. Stride Freq. [Hz]	2.2	2.4	2.3	2.3	2.3	2.3	2.3	2.2
Avg. Stride Length [m]	7.0	7.5	7.2	7.0	7.1	7.0	6.9	7.0



- [ ] Ranking at each section and finish
- .-.- No data available at this section
- NA No data available



Horse/Jockey Name	Lady Bossa Nova
Final Rank	4
Fastest Section Time (Section)	0:11.39 (1400m)
Top Speed [km/h] (Section)	66.7 (Overall)
Race State	Finished



### Toowoomba QLD Professional

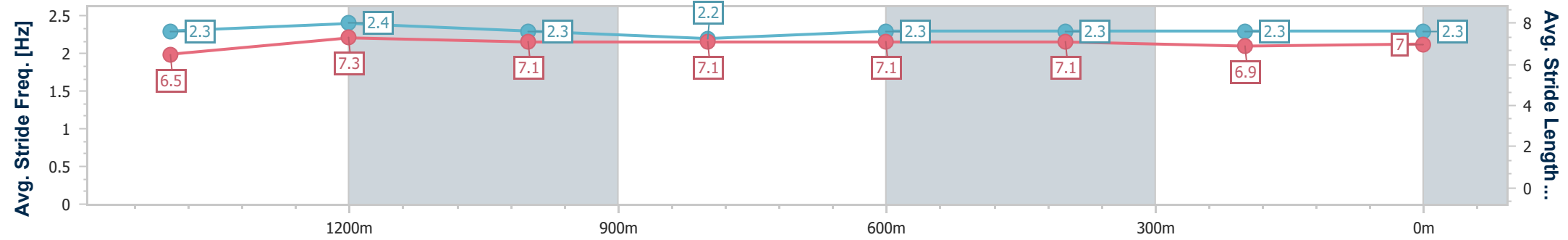
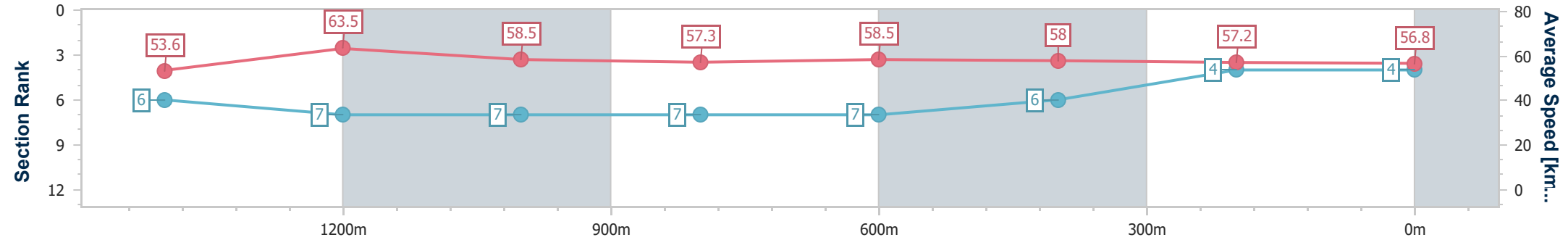
Race 7: PRYDE'S EASIFEED Maiden Plate - 1625m

24 August 2024 - 20:25

Track Rating: Good 4, Weather: Fine, Rail Position: +1.5m 1600m-1400m, +0m Remainder



Section	Overall	1400m	1200m	1000m	800m	600m	400m	200m						
Section Times	1:42.09 [4] (0:15.26)	1:26.83 [6] (0:11.39)	1:15.44 [7] (0:12.38)	1:03.06 [7] (0:12.63)	0:50.43 [7] (0:12.41)	0:38.02 [7] (0:12.53)	0:25.49 [6] (0:12.84)	0:12.65 [4] (0:12.65)						
Average Speed [km/h]	53.6	63.5	58.5	57.3	58.5	58.0	57.2	56.8						
Top Speed [km/h]	66.7	66.6	60.1	59.2	59.4	59.9	58.0	57.5						
Avg. Dist. to Rail [m]	5.9	1.5	2.1	2.2	1.4	1.4	5.8	5.4						
Avg. Stride Freq. [Hz]	2.3	2.4	2.3	2.2	2.3	2.3	2.3	2.3						
Avg. Stride Length [m]	6.5	7.3	7.1	7.1	7.1	7.1	6.9	7.0						



- [ ] Ranking at each section and finish
- .-.- No data available at this section
- NA No data available



Horse/Jockey Name	Viscount Sydney
Final Rank	5
Fastest Section Time (Section)	0:11.35 (1400m)
Top Speed [km/h] (Section)	68.2 (Overall)
Race State	Finished



Toowoomba QLD Professional

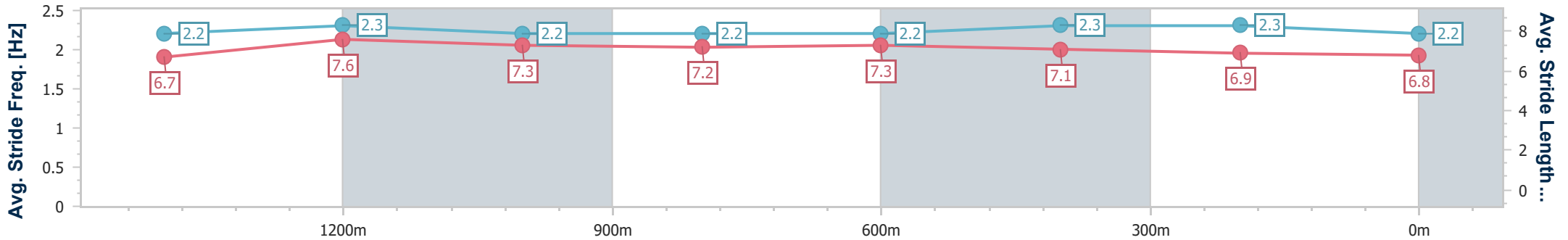
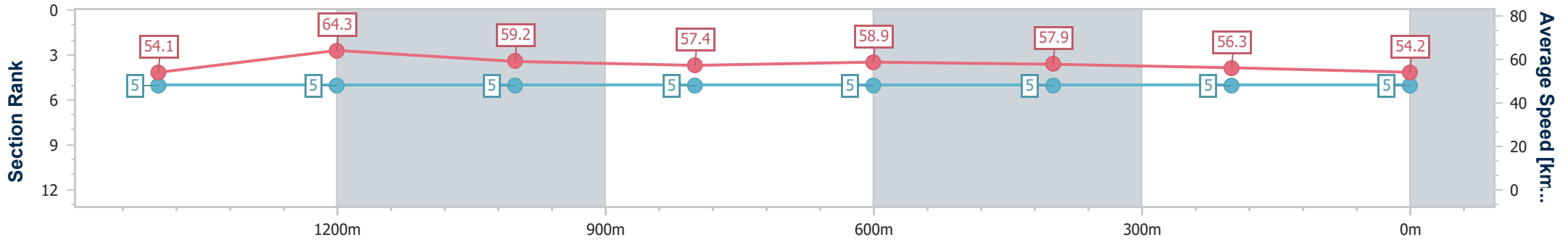
Race 7: PRYDE'S EASIFEED Maiden Plate - 1625m



24 August 2024 - 20:25

Track Rating: Good 4, Weather: Fine, Rail Position: +1.5m 1600m-1400m, +0m Remainder

Section	Overall	1400m	1200m	1000m	800m	600m	400m	200m						
Section Times	1:42.81 [5] (0:15.04)	1:27.77 [5] (0:11.35)	1:16.42 [5] (0:12.26)	1:04.16 [5] (0:12.67)	0:51.49 [5] (0:12.36)	0:39.13 [5] (0:12.80)	0:26.33 [5] (0:13.06)	0:13.27 [5] (0:13.27)						
Average Speed [km/h]	54.1	64.3	59.2	57.4	58.9	57.9	56.3	54.2						
Top Speed [km/h]	68.2	68.2	61.0	58.5	60.0	59.3	57.5	55.1						
Avg. Dist. to Rail [m]	4.4	2.5	3.1	3.4	3.5	5.0	5.9	4.2						
Avg. Stride Freq. [Hz]	2.2	2.3	2.2	2.2	2.2	2.3	2.3	2.2						
Avg. Stride Length [m]	6.7	7.6	7.3	7.2	7.3	7.1	6.9	6.8						



- [ ] Ranking at each section and finish
- .-.- No data available at this section
- NA No data available



Horse/Jockey Name	Beau Monde
Final Rank	6
Fastest Section Time (Section)	0:11.45 (1400m)
Top Speed [km/h] (Section)	65.7 (Overall)
Race State	Finished



### Toowoomba QLD Professional

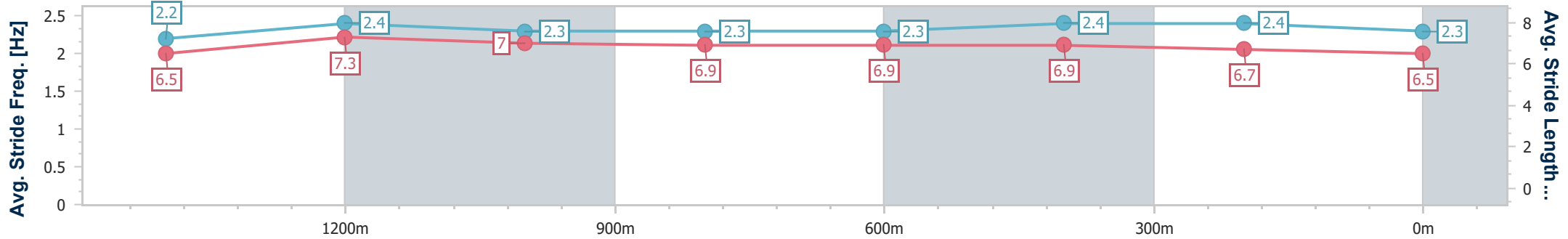
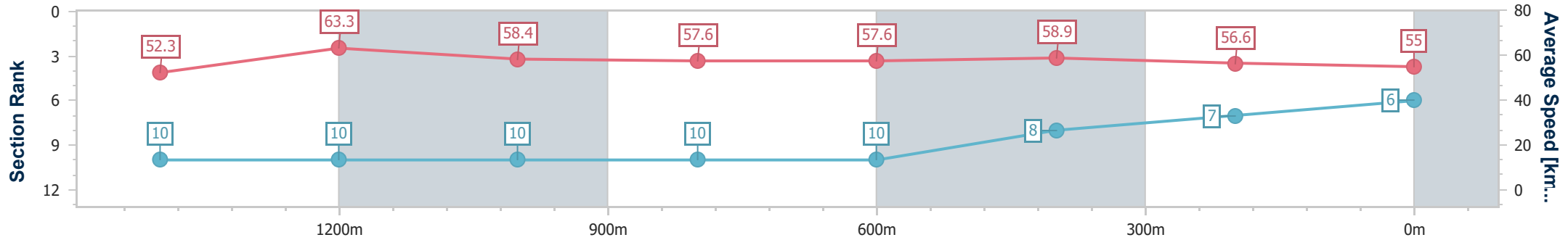
#### Race 7: PRYDE'S EASIFEED Maiden Plate - 1625m

24 August 2024 - 20:25

Track Rating: Good 4, Weather: Fine, Rail Position: +1.5m 1600m-1400m, +0m Remainder



Section	Overall	1400m	1200m	1000m	800m	600m	400m	200m
Section Times	1:42.96 [6] (0:15.67)	1:27.29 [10] (0:11.45)	1:15.84 [10] (0:12.37)	1:03.47 [10] (0:12.62)	0:50.85 [10] (0:12.53)	0:38.32 [10] (0:12.31)	0:26.01 [8] (0:12.97)	0:13.04 [7] (0:13.04)
Average Speed [km/h]	52.3	63.3	58.4	57.6	57.6	58.9	56.6	55.0
Top Speed [km/h]	65.7	65.6	60.0	58.5	61.0	60.0	58.7	56.4
Avg. Dist. to Rail [m]	8.0	1.8	2.6	2.9	0.8	1.2	4.7	4.5
Avg. Stride Freq. [Hz]	2.2	2.4	2.3	2.3	2.3	2.4	2.4	2.3
Avg. Stride Length [m]	6.5	7.3	7.0	6.9	6.9	6.9	6.7	6.5



- [ ] Ranking at each section and finish
- .-.- No data available at this section
- NA No data available



Horse/Jockey Name	Enterprise Private
Final Rank	7
Fastest Section Time (Section)	0:11.26 (1400m)
Top Speed [km/h] (Section)	69.3 (Overall)
Race State	Finished



### Toowoomba QLD Professional

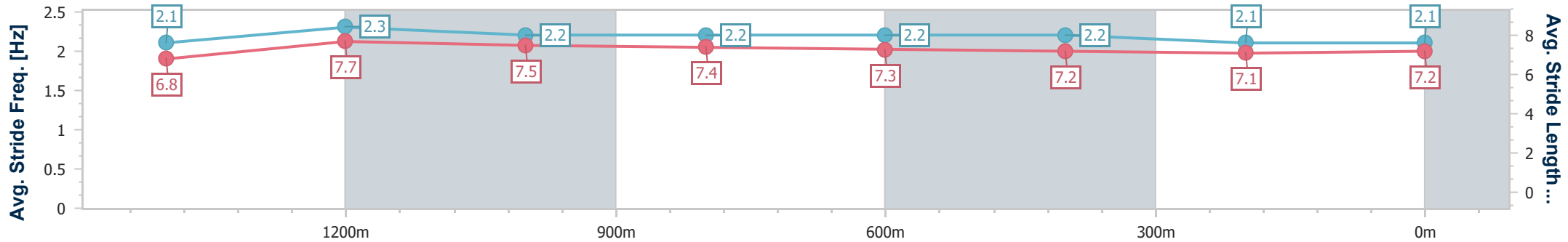
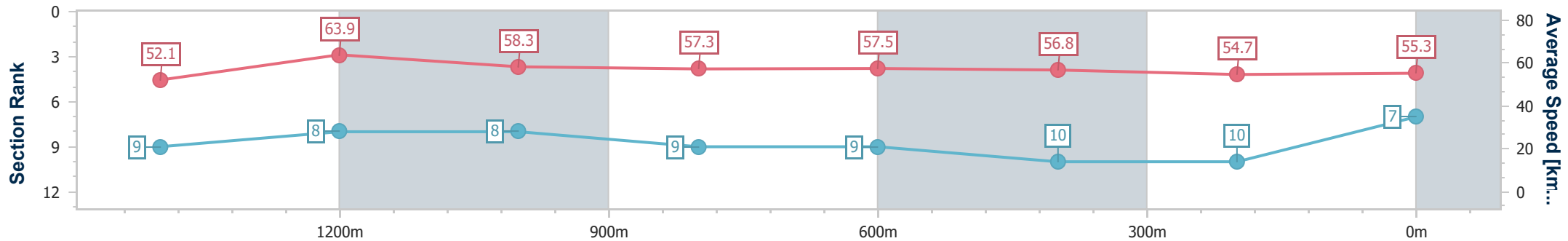
#### Race 7: PRYDE'S EASIFEED Maiden Plate - 1625m

24 August 2024 - 20:25

Track Rating: Good 4, Weather: Fine, Rail Position: +1.5m 1600m-1400m, +0m Remainder



Section	Overall	1400m	1200m	1000m	800m	600m	400m	200m						
Section Times	1:43.45 [7] (0:15.55)	1:27.90 [9] (0:11.26)	1:16.64 [8] (0:12.37)	1:04.27 [8] (0:12.65)	0:51.62 [9] (0:12.52)	0:39.10 [9] (0:12.76)	0:26.34 [10] (0:13.32)	0:13.02 [10]						
Average Speed [km/h]	52.1	63.9	58.3	57.3	57.5	56.8	54.7	55.3						
Top Speed [km/h]	69.3	69.2	60.4	59.5	59.8	59.6	55.7	56.0						
Avg. Dist. to Rail [m]	3.5	1.0	1.7	1.4	0.7	1.2	3.6	6.0						
Avg. Stride Freq. [Hz]	2.1	2.3	2.2	2.2	2.2	2.2	2.1	2.1						
Avg. Stride Length [m]	6.8	7.7	7.5	7.4	7.3	7.2	7.1	7.2						



- [ ] Ranking at each section and finish
- .-.- No data available at this section
- NA No data available



Horse/Jockey Name	Starath
Final Rank	8
Fastest Section Time (Section)	0:11.30 (1400m)
Top Speed [km/h] (Section)	71.4 (Overall)
Race State	Finished



Toowoomba QLD Professional

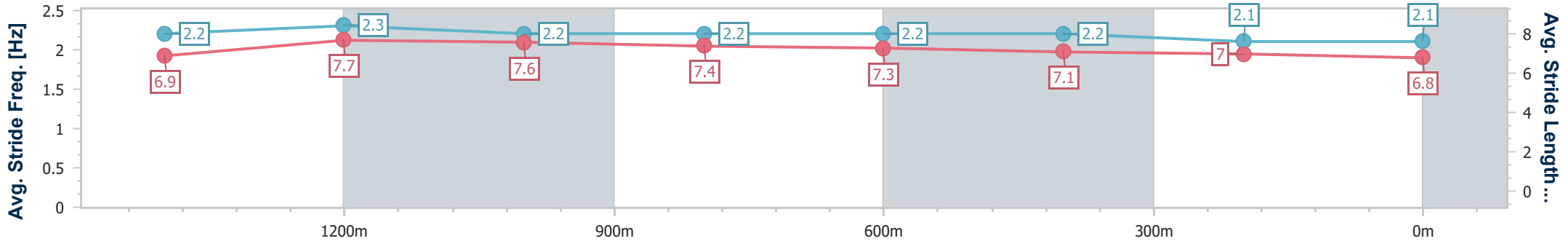
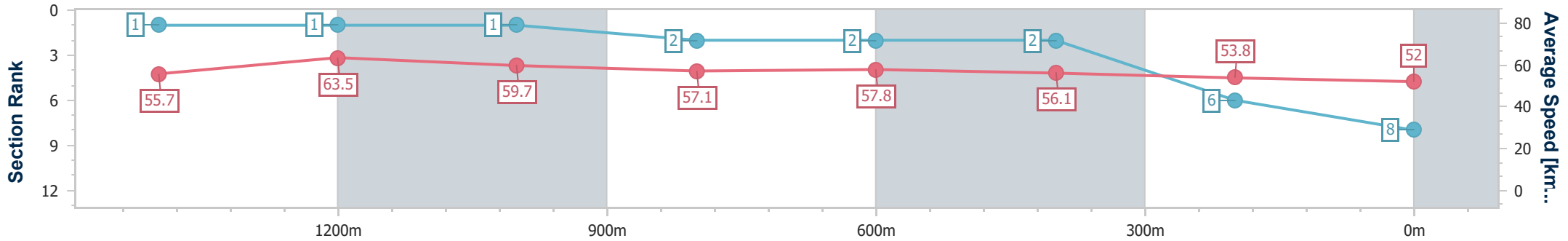
Race 7: PRYDE'S EASIFEED Maiden Plate - 1625m



24 August 2024 - 20:25

Track Rating: Good 4, Weather: Fine, Rail Position: +1.5m 1600m-1400m, +0m Remainder

Section	Overall	1400m	1200m	1000m	800m	600m	400m	200m
Section Times	1:43.52 [8] (0:14.65)	1:28.87 [1] (0:11.30)	1:17.57 [1] (0:12.07)	1:05.50 [1] (0:12.74)	0:52.76 [2] (0:12.48)	0:40.28 [2] (0:12.90)	0:27.38 [2] (0:13.53)	0:13.85 [6] (0:13.85)
Average Speed [km/h]	55.7	63.5	59.7	57.1	57.8	56.1	53.8	52.0
Top Speed [km/h]	71.4	69.4	62.3	58.5	58.9	59.2	54.5	53.4
Avg. Dist. to Rail [m]	6.6	0.9	0.8	2.2	0.8	1.5	2.1	1.4
Avg. Stride Freq. [Hz]	2.2	2.3	2.2	2.2	2.2	2.2	2.1	2.1
Avg. Stride Length [m]	6.9	7.7	7.6	7.4	7.3	7.1	7.0	6.8



- [ ] Ranking at each section and finish
- .-.- No data available at this section
- NA No data available



Horse/Jockey Name	Rummy
Final Rank	9
Fastest Section Time (Section)	0:11.11 (1400m)
Top Speed [km/h] (Section)	69.5 (Overall)
Race State	Finished



### Toowoomba QLD Professional

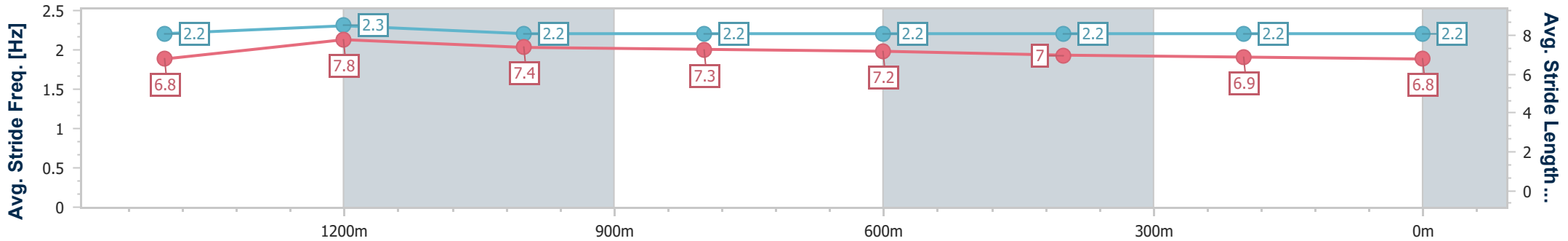
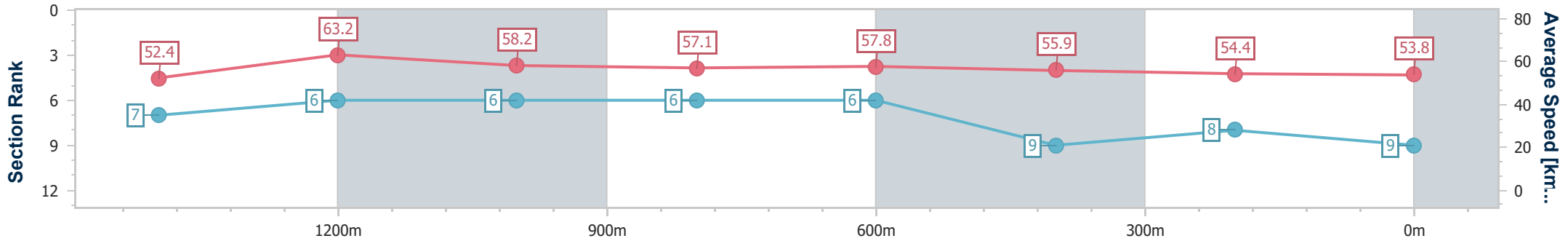
#### Race 7: PRYDE'S EASIFEED Maiden Plate - 1625m



24 August 2024 - 20:25

Track Rating: Good 4, Weather: Fine, Rail Position: +1.5m 1600m-1400m, +0m Remainder

Section	Overall	1400m	1200m	1000m	800m	600m	400m	200m						
Section Times	1:43.74 [9] (0:15.36)	1:28.38 [7] (0:11.11)	1:17.27 [6] (0:12.37)	1:04.90 [6] (0:12.67)	0:52.23 [6] (0:12.52)	0:39.71 [6] (0:13.00)	0:26.71 [9] (0:13.30)	0:13.41 [8] (0:13.41)						
Average Speed [km/h]	52.4	63.2	58.2	57.1	57.8	55.9	54.4	53.8						
Top Speed [km/h]	69.5	69.3	59.9	58.6	58.8	57.7	55.3	54.4						
Avg. Dist. to Rail [m]	3.9	3.6	0.5	1.3	1.3	1.5	1.8	4.1						
Avg. Stride Freq. [Hz]	2.2	2.3	2.2	2.2	2.2	2.2	2.2	2.2						
Avg. Stride Length [m]	6.8	7.8	7.4	7.3	7.2	7.0	6.9	6.8						



- [ ] Ranking at each section and finish
- .-.- No data available at this section
- NA No data available



Horse/Jockey Name	Kerry Miss
Final Rank	10
Fastest Section Time (Section)	0:11.31 (1400m)
Top Speed [km/h] (Section)	69.6 (Overall)
Race State	Finished



Toowoomba QLD Professional

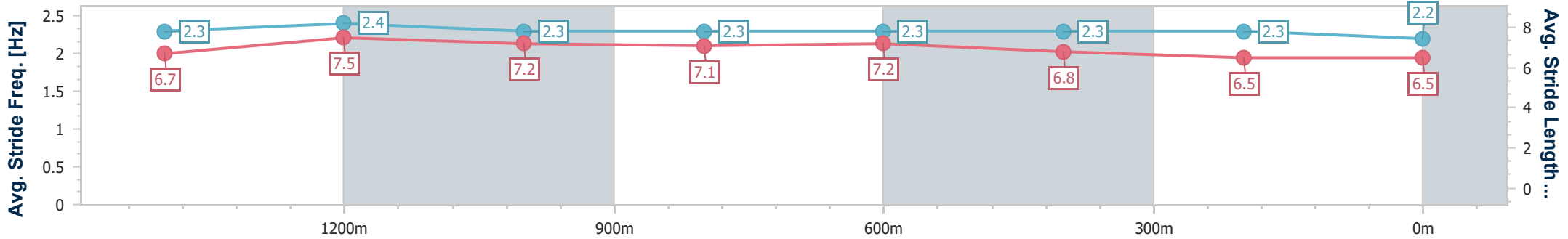
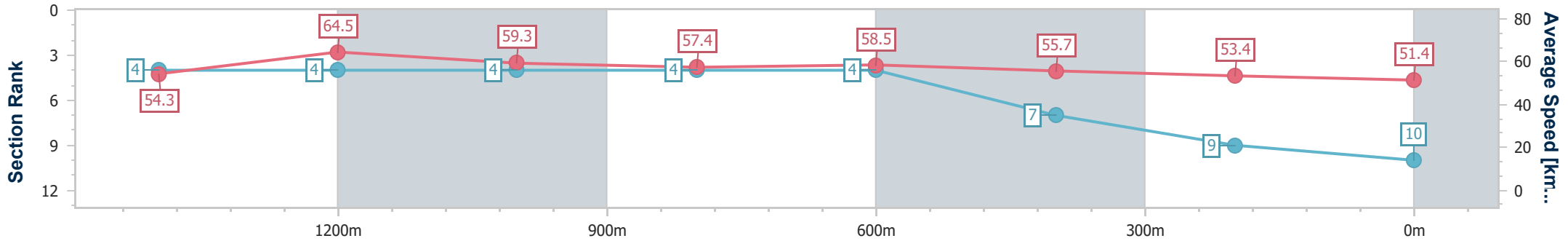
Race 7: PRYDE'S EASIFEED Maiden Plate - 1625m



24 August 2024 - 20:25

Track Rating: Good 4, Weather: Fine, Rail Position: +1.5m 1600m-1400m, +0m Remainder

Section	Overall	1400m	1200m	1000m	800m	600m	400m	200m
Section Times	1:44.31 [10] (0:14.97)	1:29.34 [4] (0:11.31)	1:18.03 [4] (0:12.17)	1:05.86 [4] (0:12.69)	0:53.17 [4] (0:12.39)	0:40.78 [4] (0:13.14)	0:27.64 [7] (0:13.69)	0:13.95 [9] (0:13.95)
Average Speed [km/h]	54.3	64.5	59.3	57.4	58.5	55.7	53.4	51.4
Top Speed [km/h]	69.6	69.2	61.0	59.1	59.2	58.2	54.5	53.1
Avg. Dist. to Rail [m]	4.4	2.4	3.1	2.7	1.9	2.9	4.2	4.7
Avg. Stride Freq. [Hz]	2.3	2.4	2.3	2.3	2.3	2.3	2.3	2.2
Avg. Stride Length [m]	6.7	7.5	7.2	7.1	7.2	6.8	6.5	6.5



- [ ] Ranking at each section and finish
- .-.- No data available at this section
- NA No data available