



Ladbroke's Cannon Park QLD Professional

Race 9: LADBROKES BENCHMARK 58 Handicap - 1500m

24 August 2024 - 17:35



Track Rating: Soft 7, Weather: Fine, Rail Position: True

Section		Overall	1400m	1200m	1000m	800m	600m	400m	Last 600m					
Field Times		1:30.09 (0:07.84)	1:22.25 (0:10.33)	1:11.92 (0:10.86)	1:01.06 (0:11.42)	0:49.64 (0:11.61)	0:38.03 (0:12.03)	0:26.00 (0:12.64)	0:38.03					
Rank	TAB	Horse/Jockey	Barrier	Top Speed [km/h]	Fastest Section								Distance Travelled [m]	
1	12	SHIPS AHOY Scott Sheargold	14	70.5 1400m	0:07.97 Overall	1:30.09 [1] (0:07.97)	1:22.12 [3] (0:10.40)	1:11.72 [3] (0:10.79)	1:00.93 [3] (0:11.29)	0:49.64 [1] (0:11.61)	0:38.03 [1] (0:12.03)	0:26.00 [1] (0:12.64)	0:38.03	
2	1	CHOIR BOY Gabrielle Semmens	3	70.9 1400m	0:07.85 Overall	1:30.19 [2] (0:07.85)	1:22.34 [2] (0:10.41)	1:11.93 [2] (0:10.77)	1:01.16 [1] (0:11.63)	0:49.53 [2] (0:11.65)	0:37.88 [2] (0:12.16)	0:25.72 [2] (0:12.58)	0:37.88	-8
3	6	VALENKI Lacey Morrison	8	71.7 1400m	0:08.68 Overall	1:30.32 [3] (0:08.68)	1:21.64 [13] (0:10.40)	1:11.24 [12] (0:11.04)	1:00.20 [11] (0:11.65)	0:48.55 [12] (0:11.42)	0:37.13 [12] (0:12.06)	0:25.07 [10] (0:12.32)	0:37.13	+2
4	4	AMMAND Corey Bayliss	18	70.4 1400m	0:08.15 Overall	1:30.36 [4] (0:08.15)	1:22.21 [5] (0:10.50)	1:11.71 [6] (0:10.88)	1:00.83 [6] (0:11.38)	0:49.45 [4] (0:11.66)	0:37.79 [5] (0:12.17)	0:25.62 [5] (0:12.60)	0:37.79	+5
5	11	SUPER TWENTY THREE Ryan Wiggins	10	69.4 1400m	0:08.44 Overall	1:31.03 [5] (0:08.44)	1:22.59 [10] (0:10.53)	1:12.06 [10] (0:10.84)	1:01.22 [9] (0:11.47)	0:49.75 [8] (0:11.54)	0:38.21 [7] (0:12.15)	0:26.06 [6] (0:12.65)	0:38.21	+5
6	9	MY ARTIE Ashley Butler	16	70.7 1400m	0:08.15 Overall	1:31.04 [6] (0:08.15)	1:22.89 [6] (0:10.38)	1:12.51 [5] (0:10.86)	1:01.65 [5] (0:11.52)	0:50.13 [5] (0:11.59)	0:38.54 [4] (0:12.18)	0:26.36 [3] (0:12.87)	0:38.54	-3
7	17	MCNAIR Adrian Layt	6	70.6 1400m	0:08.36 Overall	1:31.06 [7] (0:08.36)	1:22.70 [9] (0:10.46)	1:12.24 [9] (0:10.93)	1:01.31 [8] (0:11.52)	0:49.79 [7] (0:11.56)	0:38.23 [8] (0:12.18)	0:26.05 [7] (0:12.63)	0:38.23	+3
8	13	ZOUHOPE Tyler Leslight	13	70.7 1200m	0:08.92 Overall	1:31.06 [8] (0:08.92)	1:22.14 [14] (0:10.84)	1:11.30 [14] (0:10.52)	1:00.78 [13] (0:11.52)	0:49.26 [13] (0:11.40)	0:37.86 [13] (0:12.26)	0:25.60 [12] (0:12.62)	0:37.86	+12
9	2	PESHWA Jace McMurray	11	70.1 1400m	0:08.44 Overall	1:31.48 [9] (0:08.44)	1:23.04 [11] (0:10.58)	1:12.46 [11] (0:11.22)	1:01.24 [12] (0:11.46)	0:49.78 [11] (0:11.34)	0:38.44 [11] (0:12.19)	0:26.25 [9] (0:12.65)	0:38.44	+5
10	14	MIRROR ILLUSION Zac Sprie	19	70.8 1400m	0:08.30 Overall	1:31.57 [10] (0:08.30)	1:23.27 [8] (0:10.46)	1:12.81 [7] (0:10.95)	1:01.86 [7] (0:11.72)	0:50.14 [9] (0:11.57)	0:38.57 [10] (0:12.54)	0:26.03 [13] (0:12.56)	0:38.57	+5

Scratched: Bravio (#7), Mission House (#8), Pluckercarn (#19), City Of Boulder (#16), Doom Diva (#18)

[] Ranking at each section and finish
 -:-:- No data available at this section
 NA No data available

SCN Saddle cloth number
 DNF Did not finish
 DNT Did not track



Ladbrokes Cannon Park QLD Professional

Race 9: LADBROKES BENCHMARK 58 Handicap - 1500m

24 August 2024 - 17:35



Track Rating: Soft 7, Weather: Fine, Rail Position: True

Section	Overall	1400m	1200m	1000m	800m	600m	400m	Last 600m
Field Times	1:30.09 (0:07.84)	1:22.25 (0:10.33)	1:11.92 (0:10.86)	1:01.06 (0:11.42)	0:49.64 (0:11.61)	0:38.03 (0:12.03)	0:26.00 (0:12.64)	0:38.03

Rank	TAB	Horse/Jockey	Barrier	Top Speed [km/h]	Fastest Section	Overall	1400m	1200m	1000m	800m	600m	400m	Last 600m	Distance Travelled [m]
11	3	BATTLE ROYALE Nathan Day	4	70.9 1400m	0:08.04 Overall	1:31.58 [11] (0:08.04)	1:23.54 [4] (0:10.38)	1:13.16 [4] (0:10.78)	1:02.38 [4] (0:11.72)	0:50.66 [6] (0:11.66)	0:39.00 [6] (0:12.46)	0:26.54 [8] (0:13.01)	0:39.00	-9
12	5	CUBAN AFFAIR Graham Kliese	9	71.1 1400m	0:08.29 Overall	1:31.91 [12] (0:08.29)	1:23.62 [7] (0:10.50)	1:13.12 [8] (0:11.05)	1:02.07 [10] (0:11.63)	0:50.44 [10] (0:11.48)	0:38.96 [9] (0:12.40)	0:26.56 [11] (0:13.04)	0:38.96	-3
13	10	INDICATIVE Isabella Teh	7	72.0 1400m	0:07.84 Overall	1:32.00 [13] (0:07.84)	1:24.16 [1] (0:10.33)	1:13.83 [1] (0:10.92)	1:02.91 [2] (0:11.61)	0:51.30 [3] (0:11.67)	0:39.63 [3] (0:12.32)	0:27.31 [4] (0:13.19)	0:39.63	+1
14	15	BLOOMIN' READY Nathan Thomas	1	68.7 1400m	0:08.64 Overall	1:33.14 [14] (0:08.64)	1:24.50 [12] (0:10.69)	1:13.81 [13] (0:10.97)	1:02.84 [14] (0:11.86)	0:50.98 [14] (0:11.69)	0:39.29 [14] (0:12.30)	0:26.99 [14] (0:12.75)	0:39.29	-5

Scratched: Bravio (#7), Mission House (#8), Pluckercarn (#19), City Of Boulder (#16), Doom Diva (#18)

[] Ranking at each section and finish
 -:-:- No data available at this section
 NA No data available

SCN Saddle cloth number
 DNF Did not finish
 DNT Did not track



Ladbrokes Cannon Park QLD Professional
 Race 9: LADBROKES BENCHMARK 58 Handicap - 1500m
 24 August 2024 - 17:35



Track Rating: Soft 7, Weather: Fine, Rail Position: True

Section							200m			Last 600m
Field Times							0:13.36			0:38.03
							(0:13.36)			
Rank	TAB	Horse/Jockey	Barrier	Top Speed [km/h]	Fastest Section	Margin			Distance Travelled [m]	
1	12	SHIPS AHOY Scott Sheargold	14	70.5 1400m	0:07.97 Overall	0:13.36 [1] (0:13.36)	1:30.09			0:38.03
2	1	CHOIR BOY Gabrielle Semmens	3	70.9 1400m	0:07.85 Overall	0:13.14 [2] (0:13.14)	0.59L			0:37.88 -8
3	6	VALENKI Lacey Morrison	8	71.7 1400m	0:08.68 Overall	0:12.75 [5] (0:12.75)	1.36L			0:37.13 +2
4	4	AMMAND Corey Bayliss	18	70.4 1400m	0:08.15 Overall	0:13.02 [3] (0:13.02)	1.61L			0:37.79 +5
5	11	SUPER TWENTY THREE Ryan Wiggins	10	69.4 1400m	0:08.44 Overall	0:13.41 [6] (0:13.41)	5.53L			0:38.21 +5
6	9	MY ARTIE Ashley Butler	16	70.7 1400m	0:08.15 Overall	0:13.49 [4] (0:13.49)	5.59L			0:38.54 -3
7	17	MCNAIR Adrian Layt	6	70.6 1400m	0:08.36 Overall	0:13.42 [7] (0:13.42)	5.68L			0:38.23 +3
8	13	ZOUHOPE Tyler Leslight	13	70.7 1200m	0:08.92 Overall	0:12.98 [11] (0:12.98)	5.71L			0:37.86 +12
9	2	PESHWA Jace McMurray	11	70.1 1400m	0:08.44 Overall	0:13.60 [8] (0:13.60)	8.18L			0:38.44 +5
10	14	MIRROR ILLUSION Zac Sprie	19	70.8 1400m	0:08.30 Overall	0:13.47 [12] (0:13.47)	8.7L			0:38.57 +5

Scratched: Bravio (#7), Mission House (#8), Pluckercarn (#19), City Of Boulder (#16), Doom Diva (#18)

[] Ranking at each section and finish
 -:-:- No data available at this section
 NA No data available

SCN Saddle cloth number
 DNF Did not finish
 DNT Did not track



Ladbroke's Cannon Park QLD Professional
 Race 9: LADBROKES BENCHMARK 58 Handicap - 1500m
 24 August 2024 - 17:35



Track Rating: Soft 7, Weather: Fine, Rail Position: True

Section							200m			Last 600m
Field Times							0:13.36			0:38.03
							(0:13.36)			
Rank	TAB	Horse/Jockey	Barrier	Top Speed [km/h]	Fastest Section	Margin				Distance Travelled [m]
11	3	BATTLE ROYALE	4	70.9	0:08.04	0:13.53 [10]	8.77L		0:39.00	-9
		Nathan Day		1400m	Overall	(0:13.53)				
12	5	CUBAN AFFAIR	9	71.1	0:08.29	0:13.52 [13]	10.71L		0:38.96	-3
		Graham Kliese		1400m	Overall	(0:13.52)				
13	10	INDICATIVE	7	72.0	0:07.84	0:14.12 [9]	11.21L		0:39.63	+1
		Isabella Teh		1400m	Overall	(0:14.12)				
14	15	BLOOMIN' READY	1	68.7	0:08.64	0:14.24 [14]	17.93L		0:39.29	-5
		Nathan Thomas		1400m	Overall	(0:14.24)				

Scratched: Bravio (#7), Mission House (#8), Pluckercarn (#19), City Of Boulder (#16), Doom Diva (#18)

[] Ranking at each section and finish
 -:-:-:- No data available at this section
 NA No data available

SCN Saddle cloth number
 DNF Did not finish
 DNT Did not track



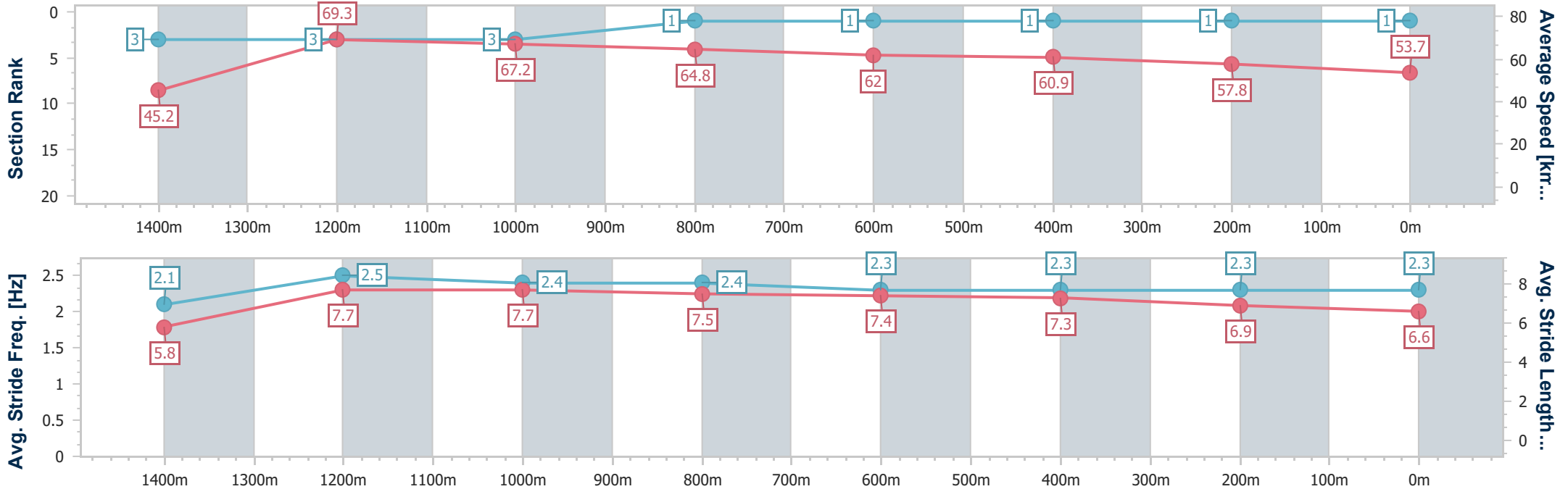
Horse/Jockey Name	Ships Ahoy
Final Rank	1
Fastest Section Time (Section)	0:07.97 (Overall)
Top Speed [km/h] (Section)	70.5 (1400m)
Race State	Finished



Ladbroke's Cannon Park QLD Professional
 Race 9: LADBROKES BENCHMARK 58 Handicap - 1500m
 24 August 2024 - 17:35
 Track Rating: Soft 7, Weather: Fine, Rail Position: True



Section	Overall	1400m	1200m	1000m	800m	600m	400m	200m
Section Times	1:30.09 [1] (0:07.97)	1:22.12 [3] (0:10.40)	1:11.72 [3] (0:10.79)	1:00.93 [3] (0:11.29)	0:49.64 [1] (0:11.61)	0:38.03 [1] (0:12.03)	0:26.00 [1] (0:12.64)	0:13.36 [1] (0:13.36)
Average Speed [km/h]	45.2	69.3	67.2	64.8	62.0	60.9	57.8	53.7
Top Speed [km/h]	66.9	70.5	70.1	66.1	64.2	62.2	59.9	56.3
Avg. Dist. to Rail [m]	3.0	1.1	1.0	2.9	4.2	2.9	5.7	5.9
Avg. Stride Freq. [Hz]	2.1	2.5	2.4	2.4	2.3	2.3	2.3	2.3
Avg. Stride Length [m]	5.8	7.7	7.7	7.5	7.4	7.3	6.9	6.6



- [] Ranking at each section and finish
- .-.- No data available at this section
- NA No data available



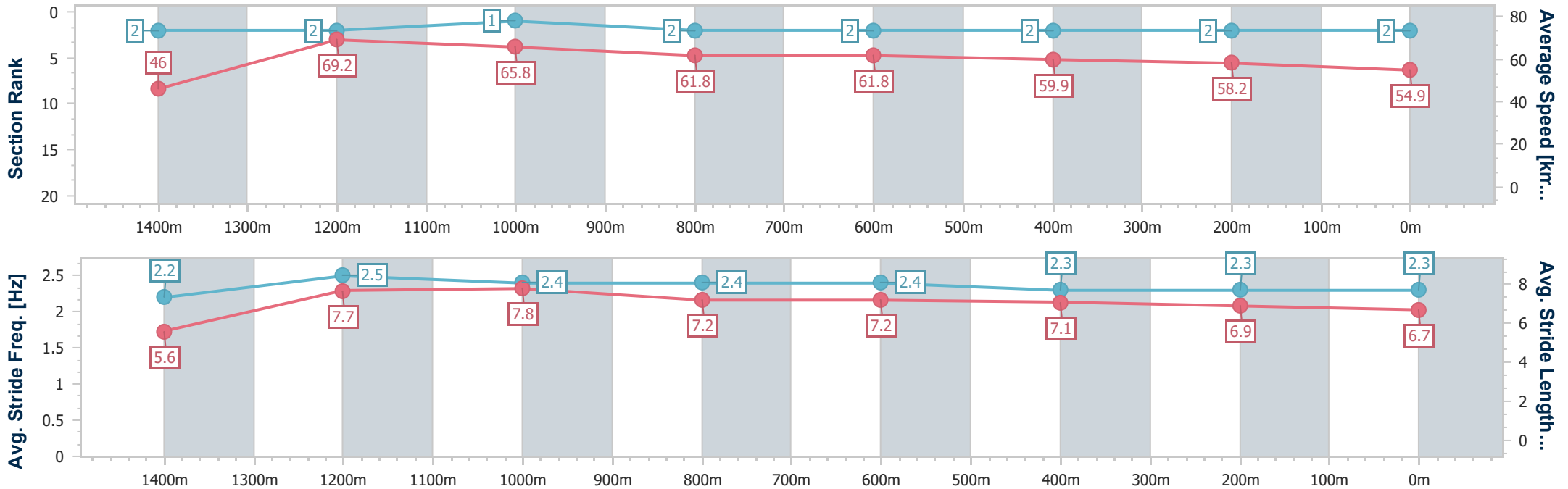
Horse/Jockey Name	Choir Boy
Final Rank	2
Fastest Section Time (Section)	0:07.85 (Overall)
Top Speed [km/h] (Section)	70.9 (1400m)
Race State	Finished



Ladbroke's Cannon Park QLD Professional
 Race 9: LADBROKES BENCHMARK 58 Handicap - 1500m
 24 August 2024 - 17:35
 Track Rating: Soft 7, Weather: Fine, Rail Position: True



Section	Overall	1400m	1200m	1000m	800m	600m	400m	200m
Section Times	1:30.19 [2] (0:07.85)	1:22.34 [2] (0:10.41)	1:11.93 [2] (0:10.77)	1:01.16 [1] (0:11.63)	0:49.53 [2] (0:11.65)	0:37.88 [2] (0:12.16)	0:25.72 [2] (0:12.58)	0:13.14 [2] (0:13.14)
Average Speed [km/h]	46.0	69.2	65.8	61.8	61.8	59.9	58.2	54.9
Top Speed [km/h]	64.9	70.9	69.0	63.4	62.9	62.7	59.4	58.0
Avg. Dist. to Rail [m]	2.0	3.2	3.9	1.7	2.7	1.9	8.2	10.4
Avg. Stride Freq. [Hz]	2.2	2.5	2.4	2.4	2.4	2.3	2.3	2.3
Avg. Stride Length [m]	5.6	7.7	7.8	7.2	7.2	7.1	6.9	6.7



- [] Ranking at each section and finish
- .-.-.- No data available at this section
- NA No data available



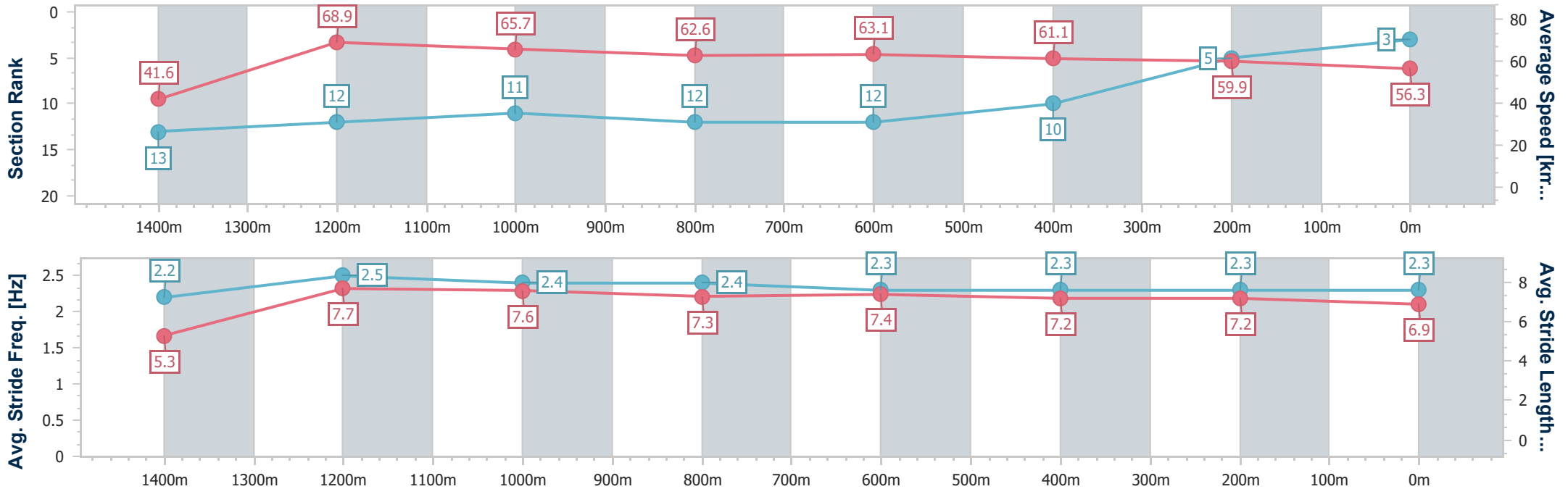
Horse/Jockey Name	Valenki
Final Rank	3
Fastest Section Time (Section)	0:08.68 (Overall)
Top Speed [km/h] (Section)	71.7 (1400m)
Race State	Finished



Ladbroke's Cannon Park QLD Professional
 Race 9: LADBROKES BENCHMARK 58 Handicap - 1500m
 24 August 2024 - 17:35
 Track Rating: Soft 7, Weather: Fine, Rail Position: True



Section	Overall	1400m	1200m	1000m	800m	600m	400m	200m
Section Times	1:30.32 [3] (0:08.68)	1:21.64 [13] (0:10.40)	1:11.24 [12] (0:11.04)	1:00.20 [11] (0:11.65)	0:48.55 [12] (0:11.42)	0:37.13 [12] (0:12.06)	0:25.07 [10] (0:12.32)	0:12.75 [5] (0:12.75)
Average Speed [km/h]	41.6	68.9	65.7	62.6	63.1	61.1	59.9	56.3
Top Speed [km/h]	63.2	71.7	68.2	64.5	65.6	63.4	64.1	58.7
Avg. Dist. to Rail [m]	0.5	1.4	0.9	2.3	2.9	3.4	9.1	7.7
Avg. Stride Freq. [Hz]	2.2	2.5	2.4	2.4	2.3	2.3	2.3	2.3
Avg. Stride Length [m]	5.3	7.7	7.6	7.3	7.4	7.2	7.2	6.9



- [] Ranking at each section and finish
- .-.- No data available at this section
- NA No data available



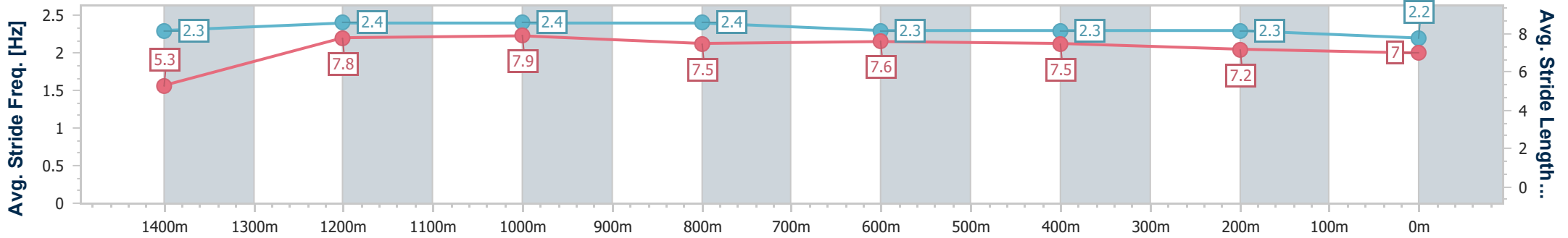
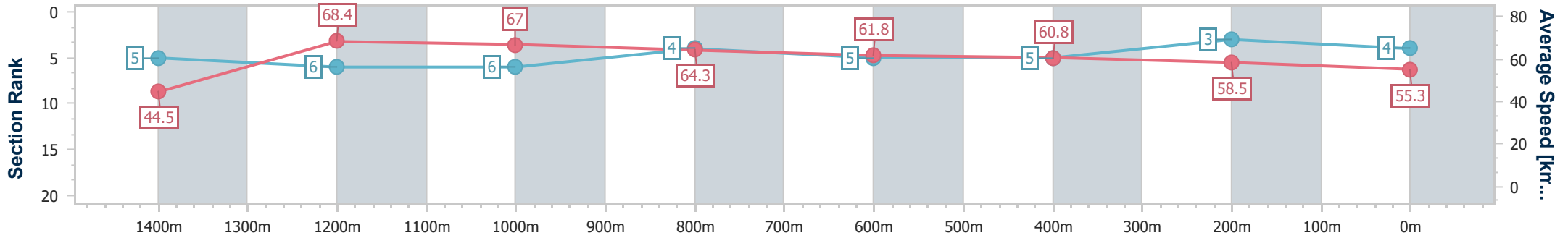
Horse/Jockey Name	Ammand
Final Rank	4
Fastest Section Time (Section)	0:08.15 (Overall)
Top Speed [km/h] (Section)	70.4 (1400m)
Race State	Finished



Ladbroke's Cannon Park QLD Professional
 Race 9: LADBROKES BENCHMARK 58 Handicap - 1500m
 24 August 2024 - 17:35
 Track Rating: Soft 7, Weather: Fine, Rail Position: True



Section	Overall	1400m	1200m	1000m	800m	600m	400m	200m
Section Times	1:30.36 [4] (0:08.15)	1:22.21 [5] (0:10.50)	1:11.71 [6] (0:10.88)	1:00.83 [6] (0:11.38)	0:49.45 [4] (0:11.66)	0:37.79 [5] (0:12.17)	0:25.62 [5] (0:12.60)	0:13.02 [3] (0:13.02)
Average Speed [km/h]	44.5	68.4	67.0	64.3	61.8	60.8	58.5	55.3
Top Speed [km/h]	63.9	70.4	68.6	65.4	62.5	61.9	59.8	57.9
Avg. Dist. to Rail [m]	7.4	2.0	2.8	2.9	4.2	4.7	8.5	8.4
Avg. Stride Freq. [Hz]	2.3	2.4	2.4	2.4	2.3	2.3	2.3	2.2
Avg. Stride Length [m]	5.3	7.8	7.9	7.5	7.6	7.5	7.2	7.0



- [] Ranking at each section and finish
- .-.- No data available at this section
- NA No data available



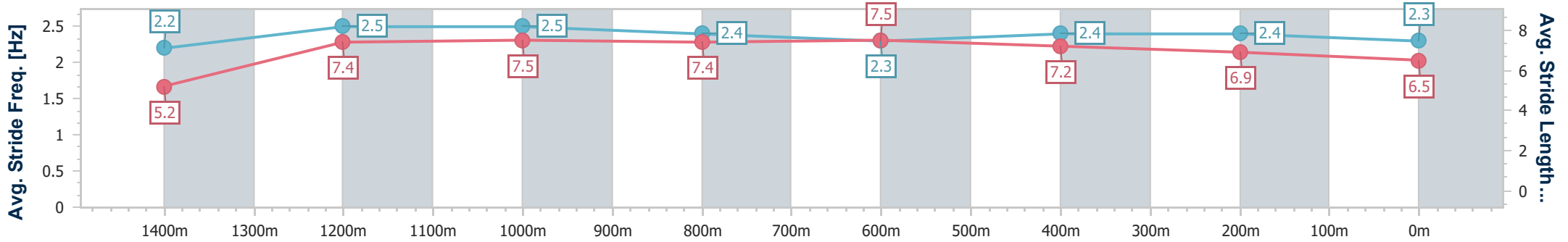
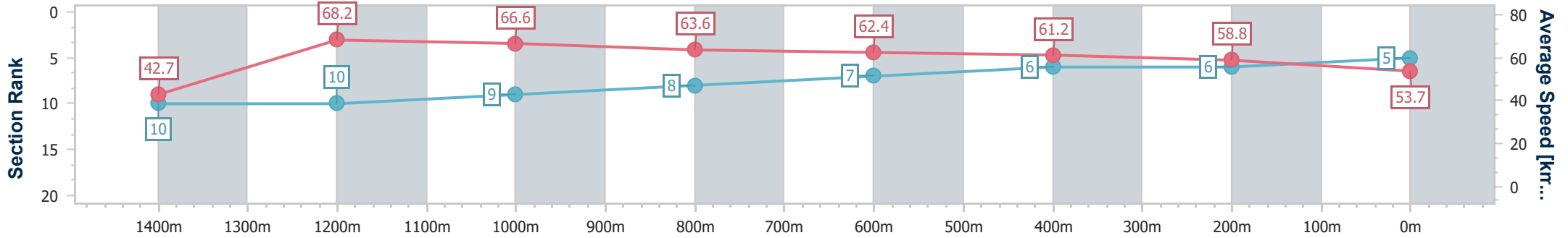
Horse/Jockey Name	Super Twenty Three
Final Rank	5
Fastest Section Time (Section)	0:08.44 (Overall)
Top Speed [km/h] (Section)	69.4 (1400m)
Race State	Finished



Ladbrokes Cannon Park QLD Professional
 Race 9: LADBROKES BENCHMARK 58 Handicap - 1500m
 24 August 2024 - 17:35
 Track Rating: Soft 7, Weather: Fine, Rail Position: True



Section	Overall	1400m	1200m	1000m	800m	600m	400m	200m
Section Times	1:31.03 [5] (0:08.44)	1:22.59 [10] (0:10.53)	1:12.06 [10] (0:10.84)	1:01.22 [9] (0:11.47)	0:49.75 [8] (0:11.54)	0:38.21 [7] (0:12.15)	0:26.06 [6] (0:12.65)	0:13.41 [6] (0:13.41)
Average Speed [km/h]	42.7	68.2	66.6	63.6	62.4	61.2	58.8	53.7
Top Speed [km/h]	65.8	69.4	69.4	65.1	64.1	63.4	60.3	55.4
Avg. Dist. to Rail [m]	3.1	0.7	0.7	2.6	5.0	5.6	11.9	12.7
Avg. Stride Freq. [Hz]	2.2	2.5	2.5	2.4	2.3	2.4	2.4	2.3
Avg. Stride Length [m]	5.2	7.4	7.5	7.4	7.5	7.2	6.9	6.5



- [] Ranking at each section and finish
- .-.- No data available at this section
- NA No data available



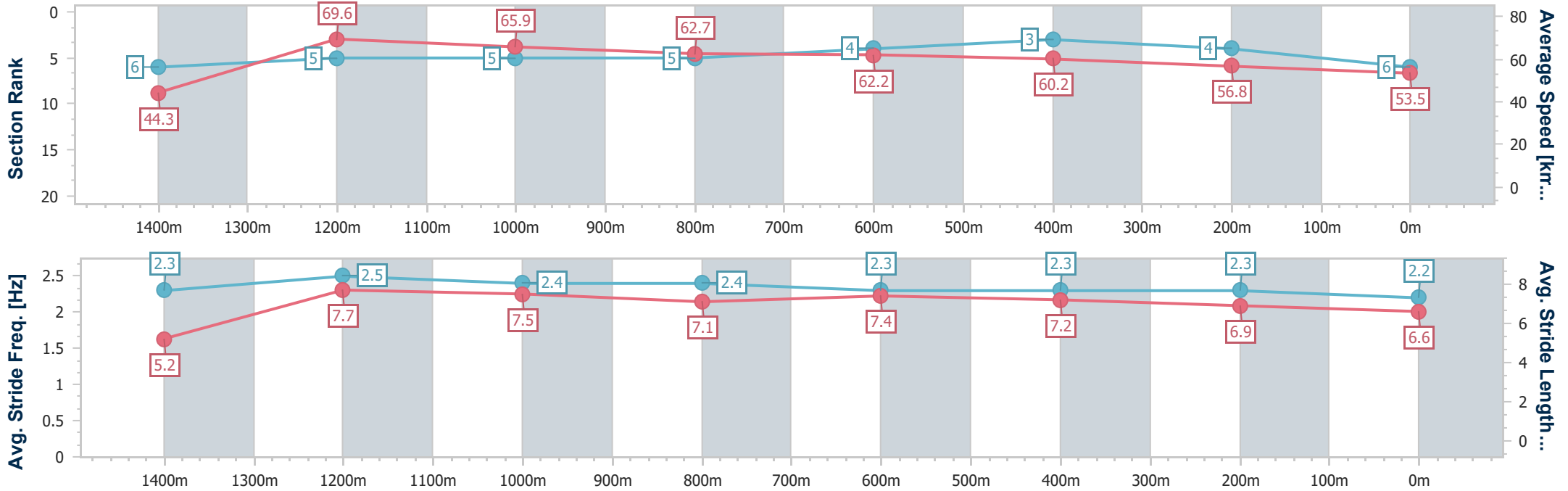
Horse/Jockey Name	My Artie
Final Rank	6
Fastest Section Time (Section)	0:08.15 (Overall)
Top Speed [km/h] (Section)	70.7 (1400m)
Race State	Finished



Ladbroke's Cannon Park QLD Professional
 Race 9: LADBROKES BENCHMARK 58 Handicap - 1500m
 24 August 2024 - 17:35
 Track Rating: Soft 7, Weather: Fine, Rail Position: True



Section	Overall	1400m	1200m	1000m	800m	600m	400m	200m
Section Times	1:31.04 [6] (0:08.15)	1:22.89 [6] (0:10.38)	1:12.51 [5] (0:10.86)	1:01.65 [5] (0:11.52)	0:50.13 [5] (0:11.59)	0:38.54 [4] (0:12.18)	0:26.36 [3] (0:12.87)	0:13.49 [4] (0:13.49)
Average Speed [km/h]	44.3	69.6	65.9	62.7	62.2	60.2	56.8	53.5
Top Speed [km/h]	64.5	70.7	69.8	64.5	62.7	61.3	58.9	55.4
Avg. Dist. to Rail [m]	5.9	1.0	1.1	1.2	3.2	3.1	6.1	5.0
Avg. Stride Freq. [Hz]	2.3	2.5	2.4	2.4	2.3	2.3	2.3	2.2
Avg. Stride Length [m]	5.2	7.7	7.5	7.1	7.4	7.2	6.9	6.6



- [] Ranking at each section and finish
- .-.-.- No data available at this section
- NA No data available



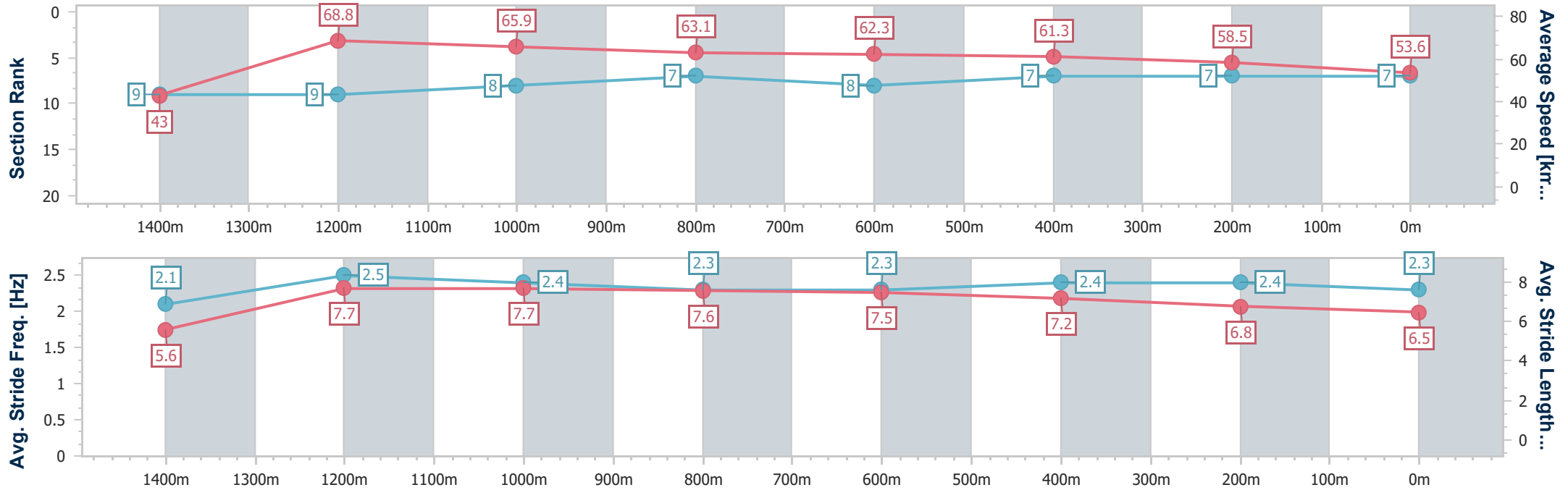
Horse/Jockey Name	Mcnair
Final Rank	7
Fastest Section Time (Section)	0:08.36 (Overall)
Top Speed [km/h] (Section)	70.6 (1400m)
Race State	Finished



Ladbroke's Cannon Park QLD Professional
 Race 9: LADBROKES BENCHMARK 58 Handicap - 1500m
 24 August 2024 - 17:35
 Track Rating: Soft 7, Weather: Fine, Rail Position: True



Section	Overall	1400m	1200m	1000m	800m	600m	400m	200m
Section Times	1:31.06 [7] (0:08.36)	1:22.70 [9] (0:10.46)	1:12.24 [9] (0:10.93)	1:01.31 [8] (0:11.52)	0:49.79 [7] (0:11.56)	0:38.23 [8] (0:12.18)	0:26.05 [7] (0:12.63)	0:13.42 [7] (0:13.42)
Average Speed [km/h]	43.0	68.8	65.9	63.1	62.3	61.3	58.5	53.6
Top Speed [km/h]	64.6	70.6	67.8	64.2	63.0	62.5	61.8	56.4
Avg. Dist. to Rail [m]	0.6	1.3	0.5	2.0	4.3	5.4	10.7	10.8
Avg. Stride Freq. [Hz]	2.1	2.5	2.4	2.3	2.3	2.4	2.4	2.3
Avg. Stride Length [m]	5.6	7.7	7.7	7.6	7.5	7.2	6.8	6.5



- [] Ranking at each section and finish
- :-:- No data available at this section
- NA No data available



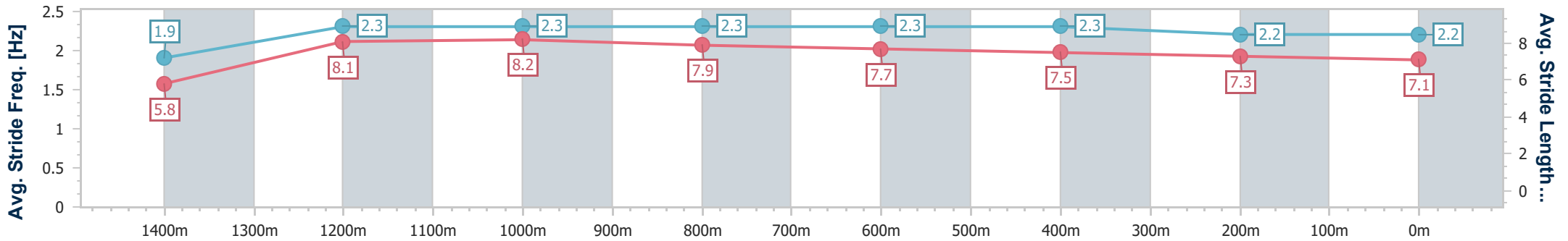
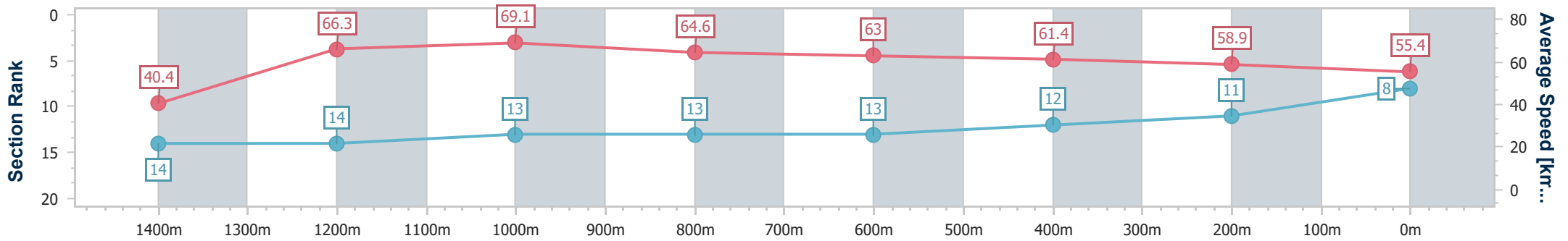
Horse/Jockey Name	Zouhope
Final Rank	8
Fastest Section Time (Section)	0:08.92 (Overall)
Top Speed [km/h] (Section)	70.7 (1200m)
Race State	Finished



Ladbrokes Cannon Park QLD Professional
 Race 9: LADBROKES BENCHMARK 58 Handicap - 1500m
 24 August 2024 - 17:35
 Track Rating: Soft 7, Weather: Fine, Rail Position: True



Section	Overall	1400m	1200m	1000m	800m	600m	400m	200m
Section Times	1:31.06 [8] (0:08.92)	1:22.14 [14] (0:10.84)	1:11.30 [14] (0:10.52)	1:00.78 [13] (0:11.52)	0:49.26 [13] (0:11.40)	0:37.86 [13] (0:12.26)	0:25.60 [12] (0:12.62)	0:12.98 [11] (0:12.98)
Average Speed [km/h]	40.4	66.3	69.1	64.6	63.0	61.4	58.9	55.4
Top Speed [km/h]	61.4	70.3	70.7	67.2	63.8	63.1	59.9	58.4
Avg. Dist. to Rail [m]	5.7	3.0	2.5	5.0	7.4	7.2	11.0	10.8
Avg. Stride Freq. [Hz]	1.9	2.3	2.3	2.3	2.3	2.3	2.2	2.2
Avg. Stride Length [m]	5.8	8.1	8.2	7.9	7.7	7.5	7.3	7.1



- [] Ranking at each section and finish
- .-.- No data available at this section
- NA No data available



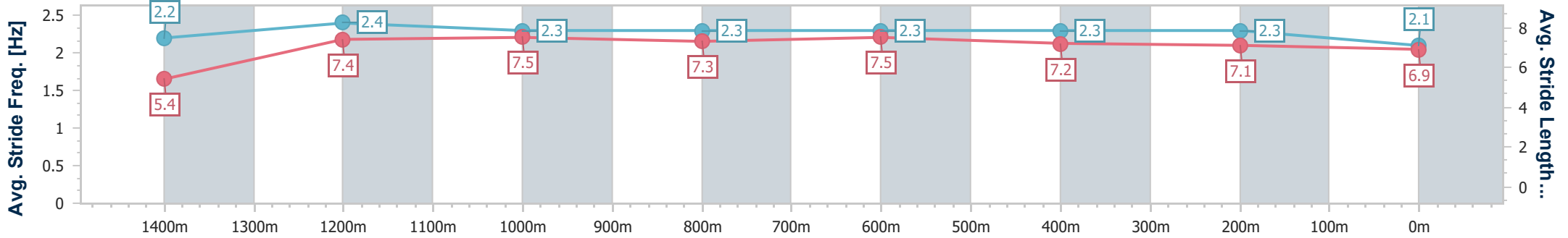
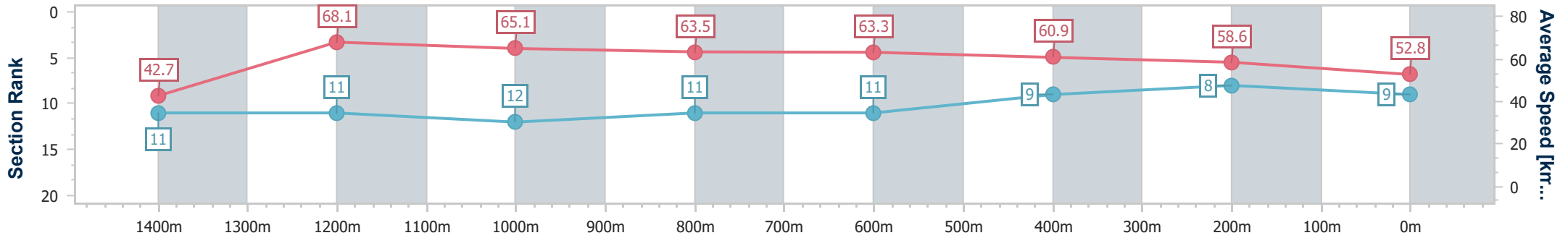
Horse/Jockey Name	Peshwa
Final Rank	9
Fastest Section Time (Section)	0:08.44 (Overall)
Top Speed [km/h] (Section)	70.1 (1400m)
Race State	Finished



Ladbroke's Cannon Park QLD Professional
 Race 9: LADBROKES BENCHMARK 58 Handicap - 1500m
 24 August 2024 - 17:35
 Track Rating: Soft 7, Weather: Fine, Rail Position: True



Section	Overall	1400m	1200m	1000m	800m	600m	400m	200m
Section Times	1:31.48 [9] (0:08.44)	1:23.04 [11] (0:10.58)	1:12.46 [11] (0:11.22)	1:01.24 [12] (0:11.46)	0:49.78 [11] (0:11.34)	0:38.44 [11] (0:12.19)	0:26.25 [9] (0:12.65)	0:13.60 [8] (0:13.60)
Average Speed [km/h]	42.7	68.1	65.1	63.5	63.3	60.9	58.6	52.8
Top Speed [km/h]	62.5	70.1	68.5	64.2	64.2	61.9	60.4	56.1
Avg. Dist. to Rail [m]	7.8	5.3	4.9	1.8	4.5	4.9	11.3	12.5
Avg. Stride Freq. [Hz]	2.2	2.4	2.3	2.3	2.3	2.3	2.3	2.1
Avg. Stride Length [m]	5.4	7.4	7.5	7.3	7.5	7.2	7.1	6.9



- [] Ranking at each section and finish
- .-.- No data available at this section
- NA No data available



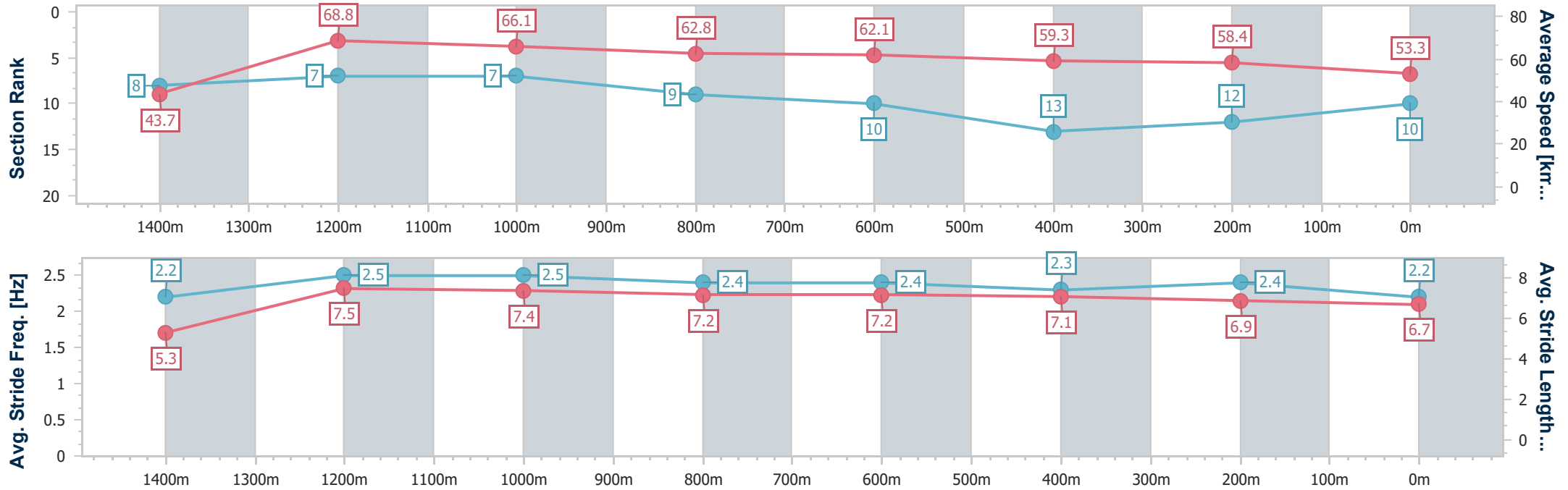
Horse/Jockey Name	Mirror Illusion
Final Rank	10
Fastest Section Time (Section)	0:08.30 (Overall)
Top Speed [km/h] (Section)	70.8 (1400m)
Race State	Finished



Ladbroke's Cannon Park QLD Professional
 Race 9: LADBROKES BENCHMARK 58 Handicap - 1500m
 24 August 2024 - 17:35
 Track Rating: Soft 7, Weather: Fine, Rail Position: True



Section	Overall	1400m	1200m	1000m	800m	600m	400m	200m
Section Times	1:31.57 [10] (0:08.30)	1:23.27 [8] (0:10.46)	1:12.81 [7] (0:10.95)	1:01.86 [7] (0:11.72)	0:50.14 [9] (0:11.57)	0:38.57 [10] (0:12.54)	0:26.03 [13] (0:12.56)	0:13.47 [12] (0:13.47)
Average Speed [km/h]	43.7	68.8	66.1	62.8	62.1	59.3	58.4	53.3
Top Speed [km/h]	63.4	70.8	70.7	64.1	63.3	60.8	59.4	55.8
Avg. Dist. to Rail [m]	4.9	0.8	1.0	4.0	6.0	5.0	8.0	9.1
Avg. Stride Freq. [Hz]	2.2	2.5	2.5	2.4	2.4	2.3	2.4	2.2
Avg. Stride Length [m]	5.3	7.5	7.4	7.2	7.2	7.1	6.9	6.7



- [] Ranking at each section and finish
- .-.- No data available at this section
- NA No data available



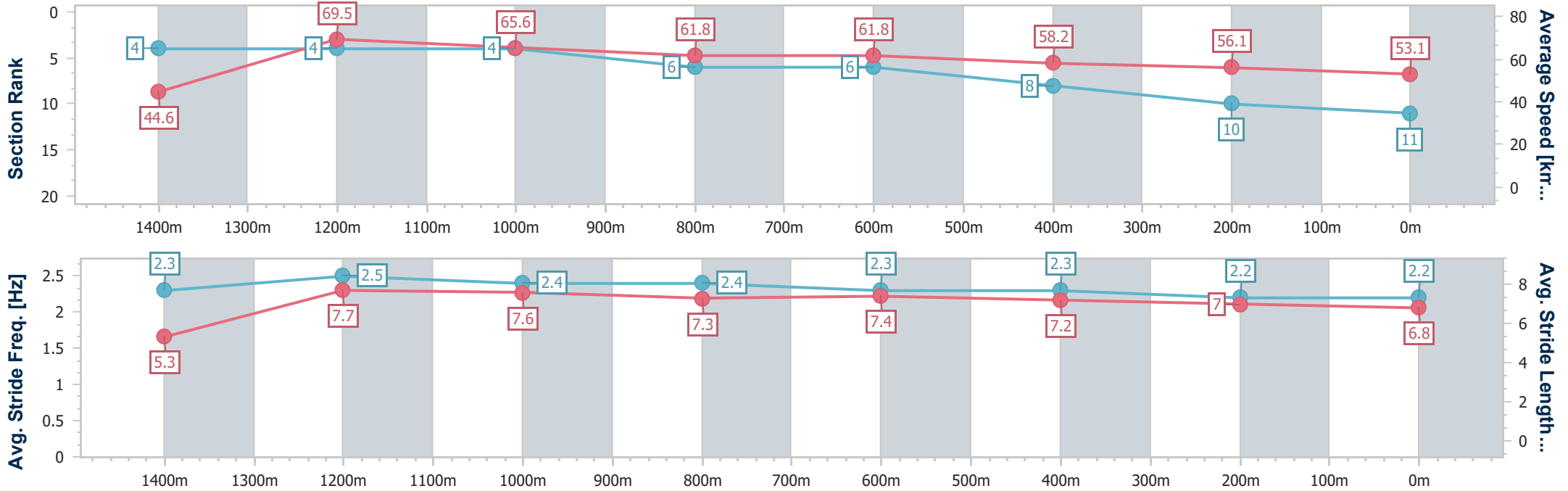
Horse/Jockey Name	Battle Royale
Final Rank	11
Fastest Section Time (Section)	0:08.04 (Overall)
Top Speed [km/h] (Section)	70.9 (1400m)
Race State	Finished



Ladbroke's Cannon Park QLD Professional
 Race 9: LADBROKES BENCHMARK 58 Handicap - 1500m
 24 August 2024 - 17:35
 Track Rating: Soft 7, Weather: Fine, Rail Position: True



Section	Overall	1400m	1200m	1000m	800m	600m	400m	200m
Section Times	1:31.58 [11] (0:08.04)	1:23.54 [4] (0:10.38)	1:13.16 [4] (0:10.78)	1:02.38 [4] (0:11.72)	0:50.66 [6] (0:11.66)	0:39.00 [6] (0:12.46)	0:26.54 [8] (0:13.01)	0:13.53 [10] (0:13.53)
Average Speed [km/h]	44.6	69.5	65.6	61.8	61.8	58.2	56.1	53.1
Top Speed [km/h]	65.3	70.9	69.2	63.1	63.1	61.2	56.7	55.9
Avg. Dist. to Rail [m]	3.7	5.2	4.3	1.7	1.7	1.4	6.0	6.3
Avg. Stride Freq. [Hz]	2.3	2.5	2.4	2.4	2.3	2.3	2.2	2.2
Avg. Stride Length [m]	5.3	7.7	7.6	7.3	7.4	7.2	7.0	6.8



- [] Ranking at each section and finish
- .-.-.- No data available at this section
- NA No data available



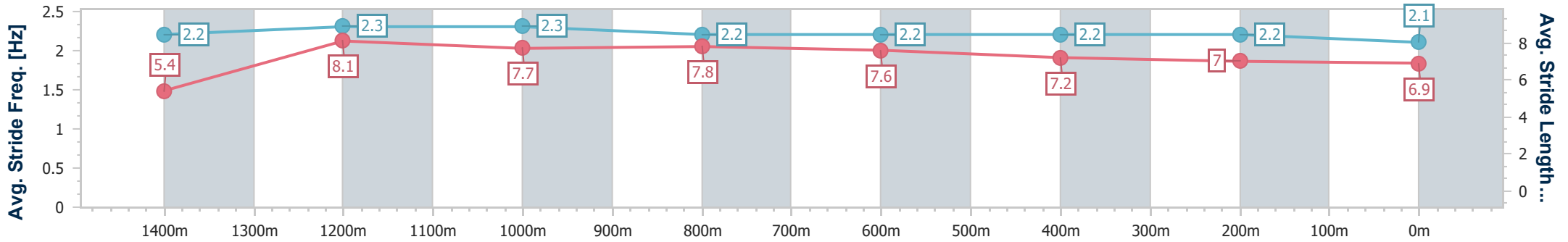
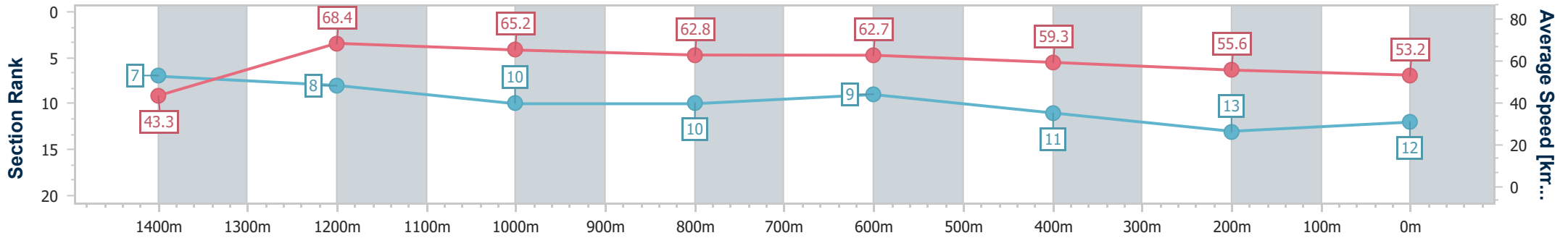
Horse/Jockey Name	Cuban Affair
Final Rank	12
Fastest Section Time (Section)	0:08.29 (Overall)
Top Speed [km/h] (Section)	71.1 (1400m)
Race State	Finished



Ladbroke's Cannon Park QLD Professional
 Race 9: LADBROKES BENCHMARK 58 Handicap - 1500m
 24 August 2024 - 17:35
 Track Rating: Soft 7, Weather: Fine, Rail Position: True



Section	Overall	1400m	1200m	1000m	800m	600m	400m	200m
Section Times	1:31.91 [12] (0:08.29)	1:23.62 [7] (0:10.50)	1:13.12 [8] (0:11.05)	1:02.07 [10] (0:11.63)	0:50.44 [10] (0:11.48)	0:38.96 [9] (0:12.40)	0:26.56 [11] (0:13.04)	0:13.52 [13] (0:13.52)
Average Speed [km/h]	43.3	68.4	65.2	62.8	62.7	59.3	55.6	53.2
Top Speed [km/h]	65.3	71.1	69.0	64.4	67.6	62.6	57.8	54.5
Avg. Dist. to Rail [m]	1.8	1.1	0.5	2.9	4.7	2.7	6.4	7.8
Avg. Stride Freq. [Hz]	2.2	2.3	2.3	2.2	2.2	2.2	2.2	2.1
Avg. Stride Length [m]	5.4	8.1	7.7	7.8	7.6	7.2	7.0	6.9



- [] Ranking at each section and finish
- .-.- No data available at this section
- NA No data available



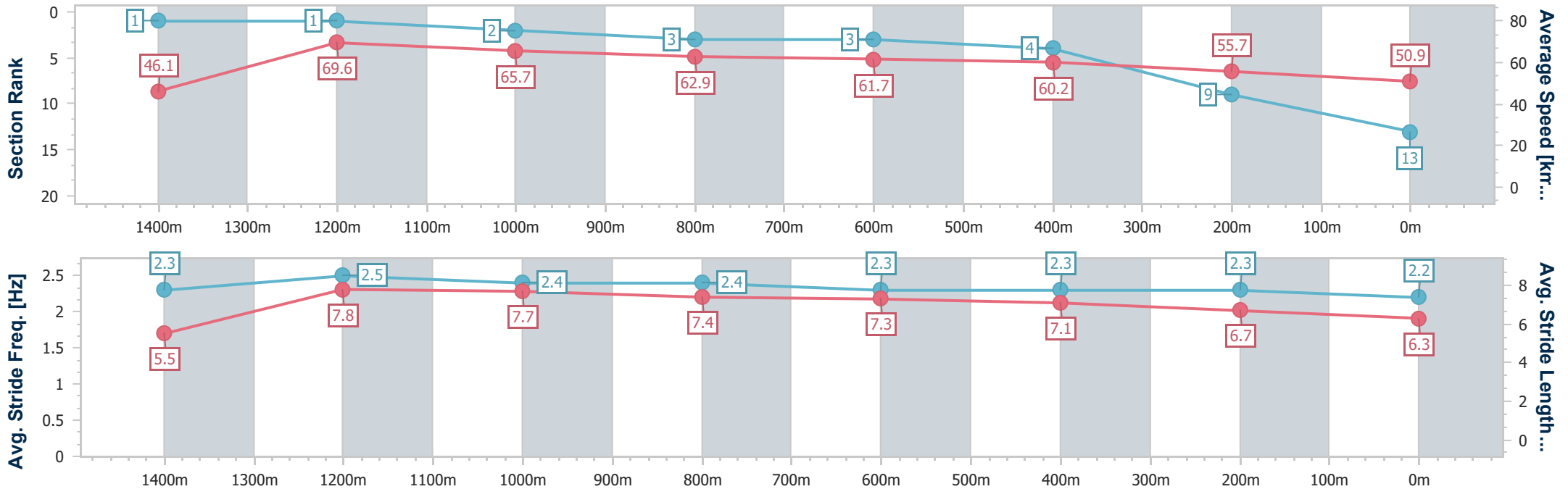
Horse/Jockey Name	Indicative
Final Rank	13
Fastest Section Time (Section)	0:07.84 (Overall)
Top Speed [km/h] (Section)	72.0 (1400m)
Race State	Finished



Ladbrokes Cannon Park QLD Professional
 Race 9: LADBROKES BENCHMARK 58 Handicap - 1500m
 24 August 2024 - 17:35
 Track Rating: Soft 7, Weather: Fine, Rail Position: True



Section	Overall	1400m	1200m	1000m	800m	600m	400m	200m
Section Times	1:32.00 [13] (0:07.84)	1:24.16 [1] (0:10.33)	1:13.83 [1] (0:10.92)	1:02.91 [2] (0:11.61)	0:51.30 [3] (0:11.67)	0:39.63 [3] (0:12.32)	0:27.31 [4] (0:13.19)	0:14.12 [9] (0:14.12)
Average Speed [km/h]	46.1	69.6	65.7	62.9	61.7	60.2	55.7	50.9
Top Speed [km/h]	66.3	72.0	70.0	64.5	63.0	61.6	57.4	54.3
Avg. Dist. to Rail [m]	1.5	1.5	1.2	3.0	6.3	4.6	9.1	11.0
Avg. Stride Freq. [Hz]	2.3	2.5	2.4	2.4	2.3	2.3	2.3	2.2
Avg. Stride Length [m]	5.5	7.8	7.7	7.4	7.3	7.1	6.7	6.3



- [] Ranking at each section and finish
- .-.-.- No data available at this section
- NA No data available



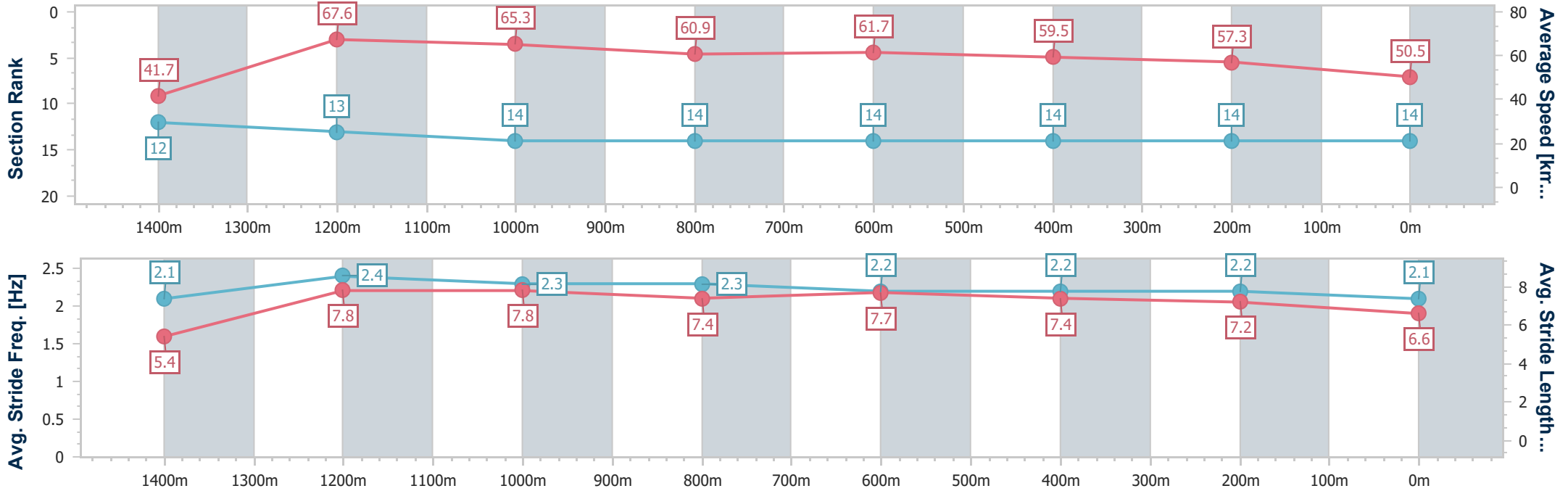
Horse/Jockey Name	Bloomin' Ready
Final Rank	14
Fastest Section Time (Section)	0:08.64 (Overall)
Top Speed [km/h] (Section)	68.7 (1400m)
Race State	Finished



Ladbrokes Cannon Park QLD Professional
 Race 9: LADBROKES BENCHMARK 58 Handicap - 1500m
 24 August 2024 - 17:35
 Track Rating: Soft 7, Weather: Fine, Rail Position: True



Section	Overall	1400m	1200m	1000m	800m	600m	400m	200m
Section Times	1:33.14 [14] (0:08.64)	1:24.50 [12] (0:10.69)	1:13.81 [13] (0:10.97)	1:02.84 [14] (0:11.86)	0:50.98 [14] (0:11.69)	0:39.29 [14] (0:12.30)	0:26.99 [14] (0:12.75)	0:14.24 [14] (0:14.24)
Average Speed [km/h]	41.7	67.6	65.3	60.9	61.7	59.5	57.3	50.5
Top Speed [km/h]	62.3	68.7	67.7	62.6	62.8	61.6	58.9	56.9
Avg. Dist. to Rail [m]	4.8	3.5	1.3	1.7	3.7	2.5	7.3	8.2
Avg. Stride Freq. [Hz]	2.1	2.4	2.3	2.3	2.2	2.2	2.2	2.1
Avg. Stride Length [m]	5.4	7.8	7.8	7.4	7.7	7.4	7.2	6.6



- [] Ranking at each section and finish
- .-.- No data available at this section
- NA No data available