



Ladbrokes Cannon Park QLD Professional

Race 4: CSF INDUSTRIES Class 6 Plate - 1250m

24 August 2024 - 14:29



Track Rating: Soft 7, Weather: Fine, Rail Position: True

Section												Last 600m		
Field Times												0:36.72	0:36.72	
Overall	1000m	800m	600m	400m	200m									
1:14.73 (0:15.91)	0:58.82 (0:10.84)	0:47.98 (0:11.26)	0:36.72 (0:12.01)	0:24.71 (0:12.32)	0:12.39 (0:12.39)									
Rank	TAB	Horse/Jockey	Barrier	Top Speed [km/h]	Fastest Section	Overall	1000m	800m	600m	400m	200m	Margin	Distance Travelled [m]	
1	6	STATS Ryan Wiggins	6	66.0	0:11.22	1:14.73 [1] (0:16.94)	0:57.79 [9] (0:11.22)	0:46.57 [10] (0:11.22)	0:35.35 [11] (0:11.52)	0:23.83 [10] (0:11.85)	0:11.98 [6] (0:11.98)	1:14.73	0:35.35	
2	5	SPIRIT MEISTER Nathan Day	4	67.1	0:11.07	1:14.75 [2] (0:16.51)	0:58.24 [5] (0:11.07)	0:47.17 [5] (0:11.23)	0:35.94 [6] (0:11.61)	0:24.33 [4] (0:11.92)	0:12.41 [1] (0:12.41)	0.16L	0:35.94	+2
3	2	INVESTOR Ashley Butler	11	66.5	0:10.90	1:15.21 [3] (0:17.21)	0:58.00 [11] (0:10.90)	0:47.10 [9] (0:10.91)	0:36.19 [8] (0:11.57)	0:24.62 [6] (0:12.19)	0:12.43 [7] (0:12.43)	2.82L	0:36.19	+11
4	4	FOR VALOUR Scott Sheargold	5	69.6	0:11.08	1:15.32 [4] (0:16.01)	0:59.31 [3] (0:11.08)	0:48.23 [3] (0:11.36)	0:36.87 [3] (0:11.79)	0:25.08 [3] (0:12.22)	0:12.86 [2] (0:12.86)	3.52L	0:36.87	+2
5	8	LADY RAIN Michael Cahill	2	68.2	0:11.27	1:15.38 [5] (0:16.19)	0:59.19 [4] (0:11.27)	0:47.92 [4] (0:11.34)	0:36.58 [5] (0:11.67)	0:24.91 [5] (0:12.24)	0:12.67 [5] (0:12.67)	3.83L	0:36.58	+10
6	7	TYCOON BEAU Masayuki Abe	9	67.3	0:11.00	1:15.59 [6] (0:16.82)	0:58.77 [7] (0:11.00)	0:47.77 [7] (0:11.13)	0:36.64 [7] (0:11.73)	0:24.91 [8] (0:12.31)	0:12.60 [8] (0:12.60)	5.09L	0:36.64	+9
7	10	ELLEVES Chris Whiteley	8	66.4	0:11.06	1:15.86 [7] (0:16.84)	0:59.02 [8] (0:11.06)	0:47.96 [8] (0:11.26)	0:36.70 [10] (0:11.77)	0:24.93 [11] (0:12.15)	0:12.78 [10] (0:12.78)	6.7L	0:36.70	+1
8	3	BEAUTY BOOM Jace McMurray	7	70.9	0:10.88	1:15.91 [8] (0:15.95)	0:59.96 [2] (0:10.88)	0:49.08 [2] (0:11.31)	0:37.77 [2] (0:11.93)	0:25.84 [2] (0:12.57)	0:13.27 [4] (0:13.27)	6.96L	0:37.77	+7
9	9	COUNTER COMMAND Isabella Teh	1	69.5	0:10.84	1:15.95 [9] (0:15.91)	1:00.04 [1] (0:10.84)	0:49.20 [1] (0:11.26)	0:37.94 [1] (0:12.01)	0:25.93 [1] (0:12.47)	0:13.46 [3] (0:13.46)	7.19L	0:37.94	+0
10	1	CRYSTAL CHIEF Lacey Morrison	10	66.3	0:10.97	1:15.99 [10] (0:17.20)	0:58.79 [10] (0:10.97)	0:47.82 [11] (0:10.99)	0:36.83 [9] (0:11.69)	0:25.14 [9] (0:12.22)	0:12.92 [9] (0:12.92)	7.47L	0:36.83	+9

[] Ranking at each section and finish
 -:-:- No data available at this section
 NA No data available

SCN Saddle cloth number
 DNF Did not finish
 DNT Did not track



Ladbrokes Cannon Park QLD Professional

Race 4: CSF INDUSTRIES Class 6 Plate - 1250m

24 August 2024 - 14:29



Track Rating: Soft 7, Weather: Fine, Rail Position: True

Section		Overall	1000m	800m	600m	400m	200m	Last 600m					
Field Times		1:14.73 (0:15.91)	0:58.82 (0:10.84)	0:47.98 (0:11.26)	0:36.72 (0:12.01)	0:24.71 (0:12.32)	0:12.39 (0:12.39)	0:36.72					
Rank	TAB Horse/Jockey	Barrier	Top Speed [km/h]	Fastest Section				Margin	Distance Travelled [m]				
11	11 SEALION Graham Kliese	3	66.4 Overall	0:11.06 1000m	1:16.98 [11] (0:16.55)	1:00.43 [6] (0:11.06)	0:49.37 [6] (0:11.16)	0:38.21 [4] (0:11.86)	0:26.35 [7] (0:12.54)	0:13.81 [11] (0:13.81)	13.28L	0:38.21	+3

[] Ranking at each section and finish
 -:-:-:- No data available at this section
 NA No data available

SCN Saddle cloth number
 DNF Did not finish
 DNT Did not track



Horse/Jockey Name	Stats
Final Rank	1
Fastest Section Time (Section)	0:11.22 (1000m)
Top Speed [km/h] (Section)	66.0 (1000m)
Race State	Finished



Ladbrokes Cannon Park QLD Professional

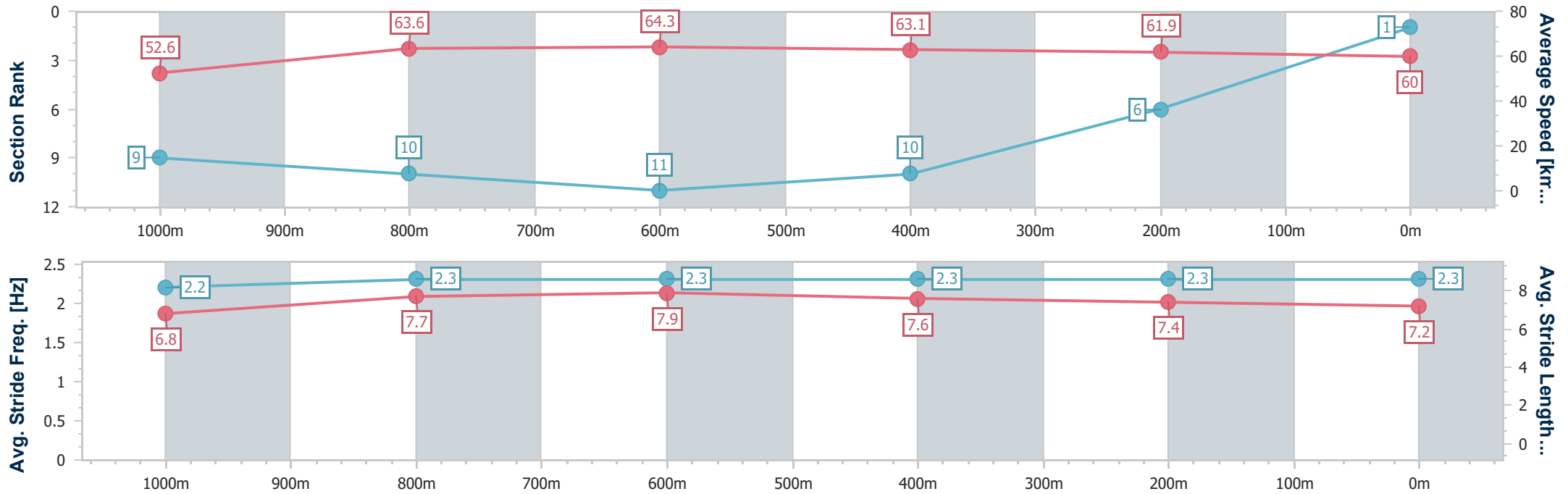
Race 4: CSF INDUSTRIES Class 6 Plate - 1250m

24 August 2024 - 14:29

Track Rating: Soft 7, Weather: Fine, Rail Position: True



Section	Overall	1000m	800m	600m	400m	200m
Section Times	1:14.73 [1] (0:16.94)	0:57.79 [9] (0:11.22)	0:46.57 [10] (0:11.22)	0:35.35 [11] (0:11.52)	0:23.83 [10] (0:11.85)	0:11.98 [6]
Average Speed [km/h]	52.6	63.6	64.3	63.1	61.9	60.0
Top Speed [km/h]	64.8	66.0	65.3	65.1	63.1	62.6
Avg. Dist. to Rail [m]	1.7	2.1	1.7	1.6	8.1	9.3
Avg. Stride Freq. [Hz]	2.2	2.3	2.3	2.3	2.3	2.3
Avg. Stride Length [m]	6.8	7.7	7.9	7.6	7.4	7.2



- [] Ranking at each section and finish
- .-.- No data available at this section
- NA No data available



Horse/Jockey Name	Spirit Meister
Final Rank	2
Fastest Section Time (Section)	0:11.07 (1000m)
Top Speed [km/h] (Section)	67.1 (Overall)
Race State	Finished



Ladbrokes Cannon Park QLD Professional

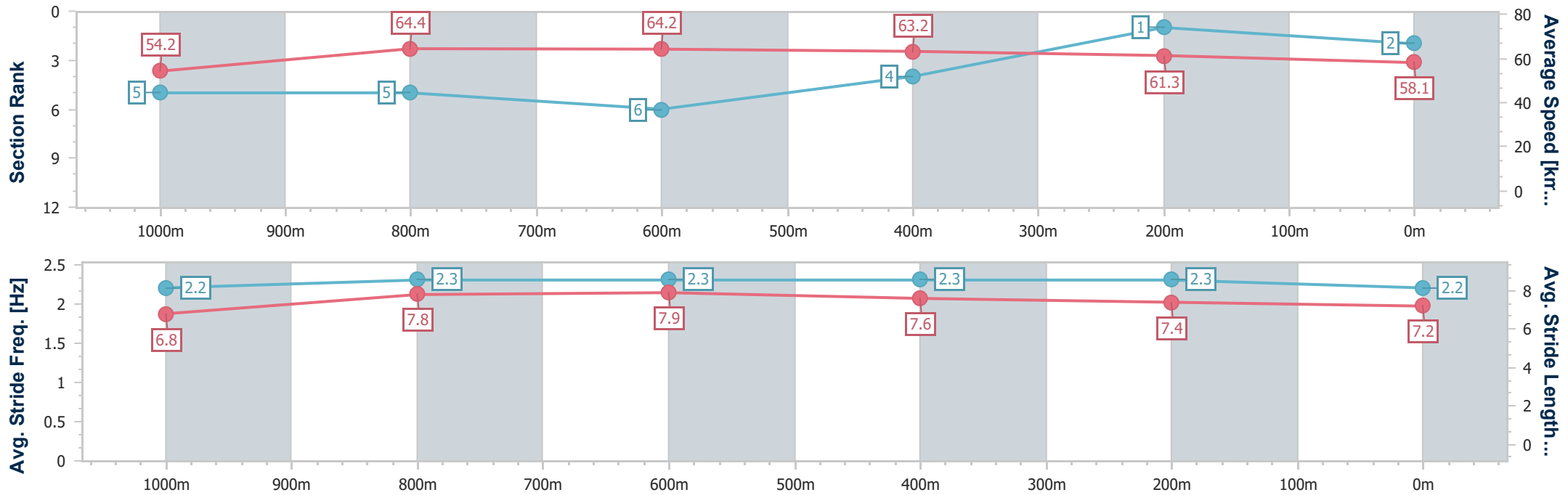
Race 4: CSF INDUSTRIES Class 6 Plate - 1250m

24 August 2024 - 14:29

Track Rating: Soft 7, Weather: Fine, Rail Position: True



Section	Overall	1000m	800m	600m	400m	200m
Section Times	1:14.75 [2] (0:16.51)	0:58.24 [5] (0:11.07)	0:47.17 [5] (0:11.23)	0:35.94 [6] (0:11.61)	0:24.33 [4] (0:11.92)	0:12.41 [1] (0:12.41)
Average Speed [km/h]	54.2	64.4	64.2	63.2	61.3	58.1
Top Speed [km/h]	67.1	65.9	64.3	63.7	63.3	62.6
Avg. Dist. to Rail [m]	1.6	1.5	1.9	2.1	8.6	9.8
Avg. Stride Freq. [Hz]	2.2	2.3	2.3	2.3	2.3	2.2
Avg. Stride Length [m]	6.8	7.8	7.9	7.6	7.4	7.2



- [] Ranking at each section and finish
- .-.- No data available at this section
- NA No data available



Horse/Jockey Name	Investor
Final Rank	3
Fastest Section Time (Section)	0:10.90 (1000m)
Top Speed [km/h] (Section)	66.5 (1000m)
Race State	Finished



Ladbrokes Cannon Park QLD Professional

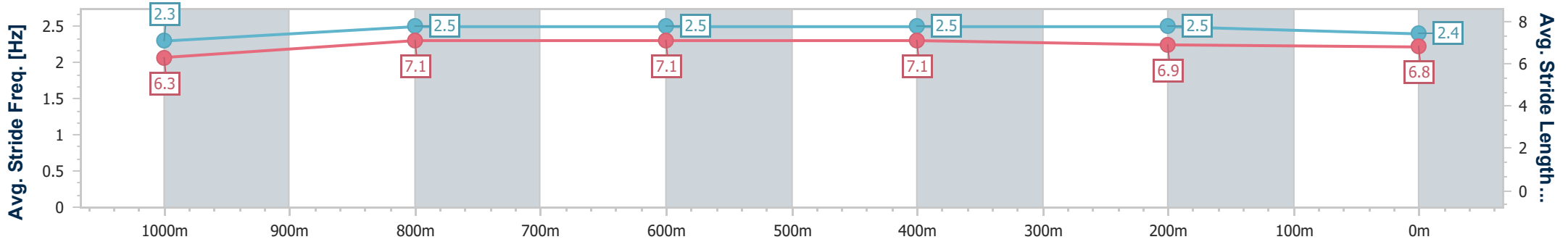
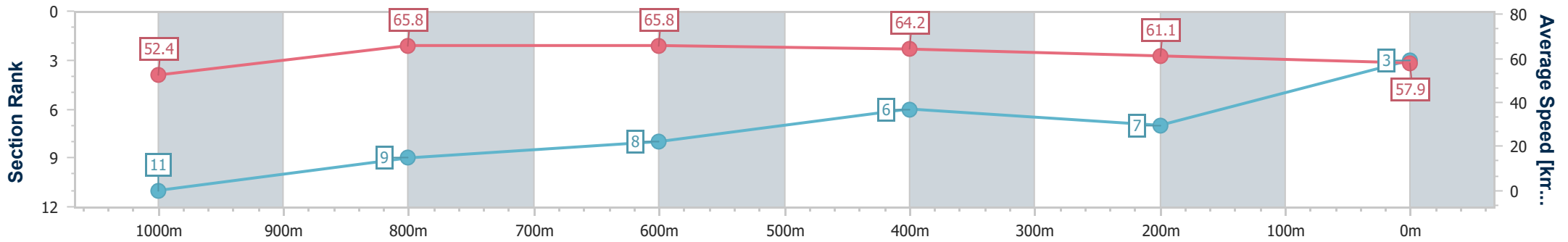
Race 4: CSF INDUSTRIES Class 6 Plate - 1250m

24 August 2024 - 14:29

Track Rating: Soft 7, Weather: Fine, Rail Position: True



Section	Overall	1000m	800m	600m	400m	200m
Section Times	1:15.21 [3] (0:17.21)	0:58.00 [11] (0:10.90)	0:47.10 [9] (0:10.91)	0:36.19 [8] (0:11.57)	0:24.62 [6] (0:12.19)	0:12.43 [7] (0:12.43)
Average Speed [km/h]	52.4	65.8	65.8	64.2	61.1	57.9
Top Speed [km/h]	66.5	66.5	66.1	65.1	62.1	59.8
Avg. Dist. to Rail [m]	5.3	1.0	1.8	4.1	14.1	15.0
Avg. Stride Freq. [Hz]	2.3	2.5	2.5	2.5	2.5	2.4
Avg. Stride Length [m]	6.3	7.1	7.1	7.1	6.9	6.8



- [] Ranking at each section and finish
- .-.- No data available at this section
- NA No data available



Horse/Jockey Name	For Valour
Final Rank	4
Fastest Section Time (Section)	0:11.08 (1000m)
Top Speed [km/h] (Section)	69.6 (Overall)
Race State	Finished



Ladbrokes Cannon Park QLD Professional

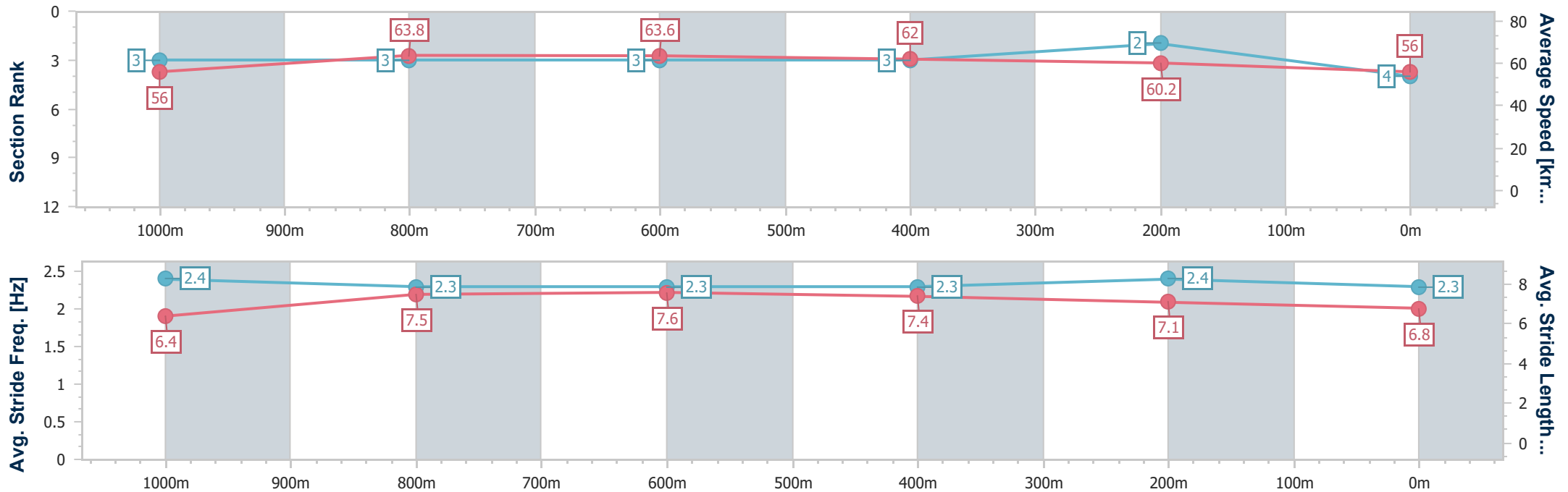
Race 4: CSF INDUSTRIES Class 6 Plate - 1250m

24 August 2024 - 14:29

Track Rating: Soft 7, Weather: Fine, Rail Position: True



Section	Overall	1000m	800m	600m	400m	200m
Section Times	1:15.32 [4] (0:16.01)	0:59.31 [3] (0:11.08)	0:48.23 [3] (0:11.36)	0:36.87 [3] (0:11.79)	0:25.08 [3] (0:12.22)	0:12.86 [2] (0:12.86)
Average Speed [km/h]	56.0	63.8	63.6	62.0	60.2	56.0
Top Speed [km/h]	69.6	66.0	63.7	63.6	61.2	59.4
Avg. Dist. to Rail [m]	2.5	1.9	0.5	2.1	9.6	10.2
Avg. Stride Freq. [Hz]	2.4	2.3	2.3	2.3	2.4	2.3
Avg. Stride Length [m]	6.4	7.5	7.6	7.4	7.1	6.8



- [] Ranking at each section and finish
- .-.- No data available at this section
- NA No data available



Horse/Jockey Name	Lady Rain
Final Rank	5
Fastest Section Time (Section)	0:11.27 (1000m)
Top Speed [km/h] (Section)	68.2 (Overall)
Race State	Finished



Ladbrokes Cannon Park QLD Professional

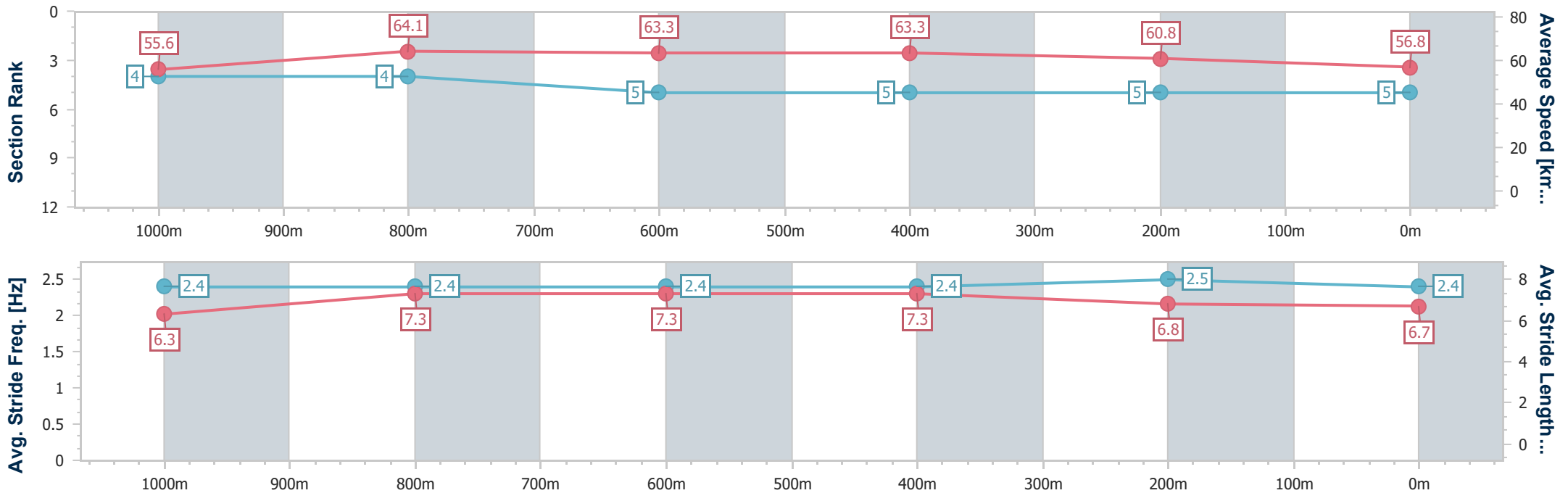
Race 4: CSF INDUSTRIES Class 6 Plate - 1250m

24 August 2024 - 14:29

Track Rating: Soft 7, Weather: Fine, Rail Position: True



Section	Overall	1000m	800m	600m	400m	200m
Section Times	1:15.38 [5] (0:16.19)	0:59.19 [4] (0:11.27)	0:47.92 [4] (0:11.34)	0:36.58 [5] (0:11.67)	0:24.91 [5] (0:12.24)	0:12.67 [5] (0:12.67)
Average Speed [km/h]	55.6	64.1	63.3	63.3	60.8	56.8
Top Speed [km/h]	68.2	65.9	65.0	66.1	62.0	59.3
Avg. Dist. to Rail [m]	0.8	1.0	2.6	3.6	12.2	11.8
Avg. Stride Freq. [Hz]	2.4	2.4	2.4	2.4	2.5	2.4
Avg. Stride Length [m]	6.3	7.3	7.3	7.3	6.8	6.7



- [] Ranking at each section and finish
- .-.- No data available at this section
- NA No data available



Horse/Jockey Name	Tycoon Beau
Final Rank	6
Fastest Section Time (Section)	0:11.00 (1000m)
Top Speed [km/h] (Section)	67.3 (1000m)
Race State	Finished



Ladbrokes Cannon Park QLD Professional

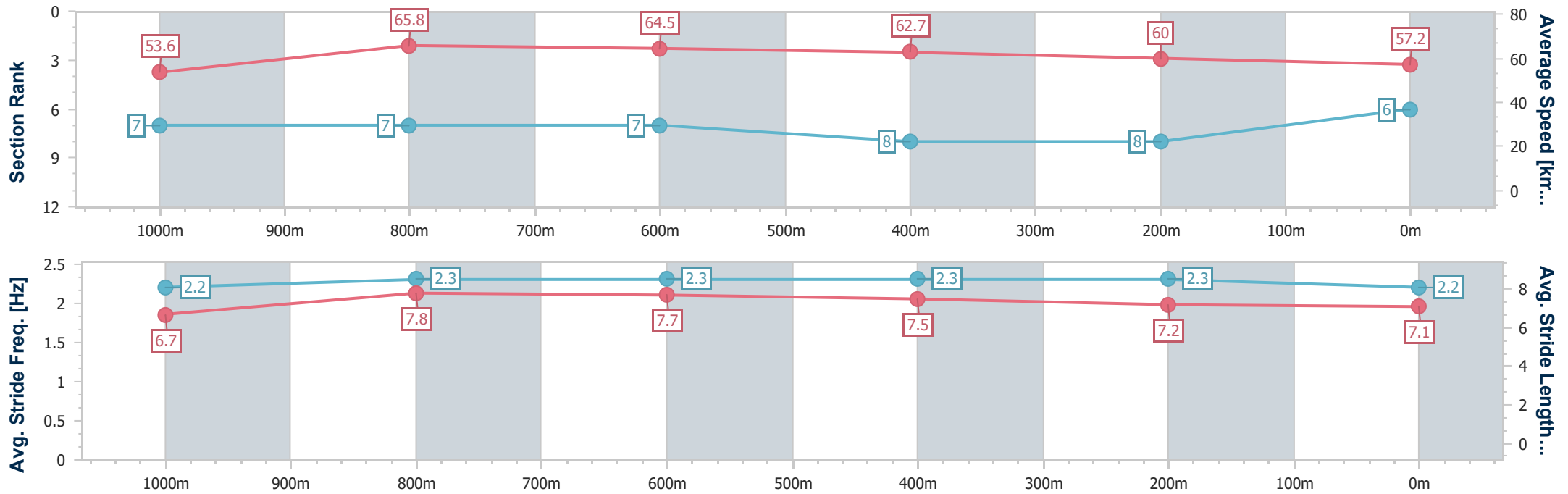
Race 4: CSF INDUSTRIES Class 6 Plate - 1250m

24 August 2024 - 14:29

Track Rating: Soft 7, Weather: Fine, Rail Position: True



Section	Overall	1000m	800m	600m	400m	200m
Section Times	1:15.59 [6] (0:16.82)	0:58.77 [7] (0:11.00)	0:47.77 [7] (0:11.13)	0:36.64 [7] (0:11.73)	0:24.91 [8] (0:12.31)	0:12.60 [8] (0:12.60)
Average Speed [km/h]	53.6	65.8	64.5	62.7	60.0	57.2
Top Speed [km/h]	66.0	67.3	65.4	64.0	61.4	59.7
Avg. Dist. to Rail [m]	3.4	1.2	2.2	3.3	11.1	9.8
Avg. Stride Freq. [Hz]	2.2	2.3	2.3	2.3	2.3	2.2
Avg. Stride Length [m]	6.7	7.8	7.7	7.5	7.2	7.1



- [] Ranking at each section and finish
- .-.- No data available at this section
- NA No data available



Horse/Jockey Name	Elleves
Final Rank	7
Fastest Section Time (Section)	0:11.06 (1000m)
Top Speed [km/h] (Section)	66.4 (Overall)
Race State	Finished



Ladbrokes Cannon Park QLD Professional

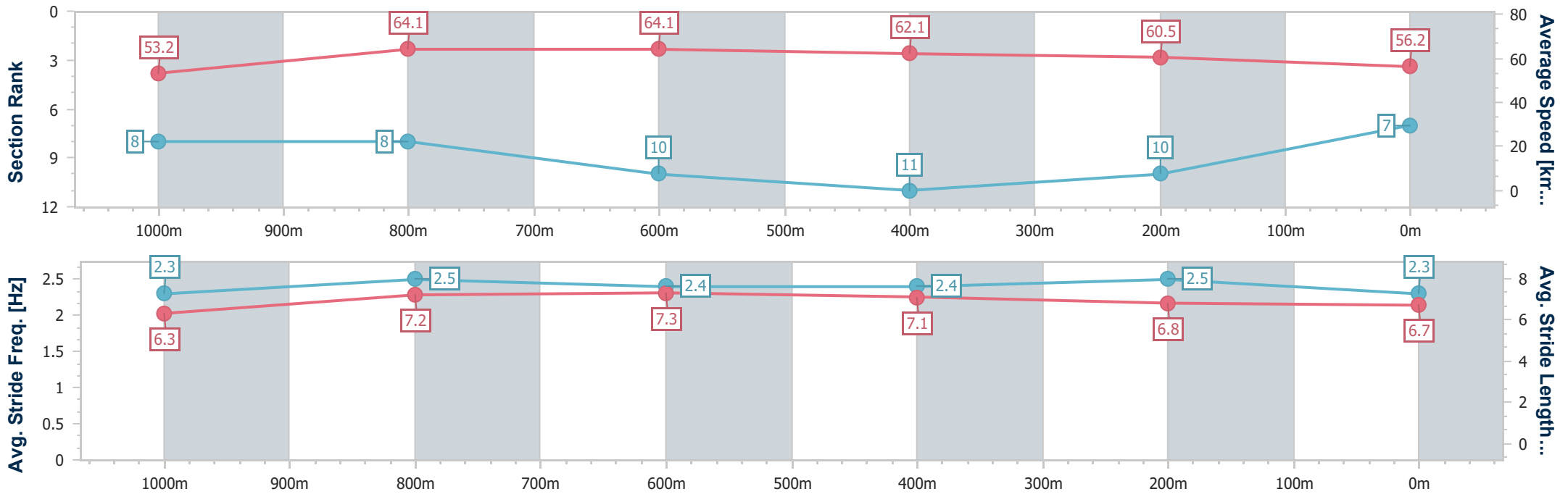
Race 4: CSF INDUSTRIES Class 6 Plate - 1250m

24 August 2024 - 14:29

Track Rating: Soft 7, Weather: Fine, Rail Position: True



Section	Overall	1000m	800m	600m	400m	200m
Section Times	1:15.86 [7] (0:16.84)	0:59.02 [8] (0:11.06)	0:47.96 [8] (0:11.26)	0:36.70 [10] (0:11.77)	0:24.93 [11] (0:12.15)	0:12.78 [10]
Average Speed [km/h]	53.2	64.1	64.1	62.1	60.5	56.2
Top Speed [km/h]	66.4	65.3	64.7	64.0	62.1	59.8
Avg. Dist. to Rail [m]	2.2	2.0	0.5	2.4	9.0	9.9
Avg. Stride Freq. [Hz]	2.3	2.5	2.4	2.4	2.5	2.3
Avg. Stride Length [m]	6.3	7.2	7.3	7.1	6.8	6.7



- [] Ranking at each section and finish
- .-.- No data available at this section
- NA No data available



Horse/Jockey Name	Beauty Boom
Final Rank	8
Fastest Section Time (Section)	0:10.88 (1000m)
Top Speed [km/h] (Section)	70.9 (Overall)
Race State	Finished



Ladbrokes Cannon Park QLD Professional

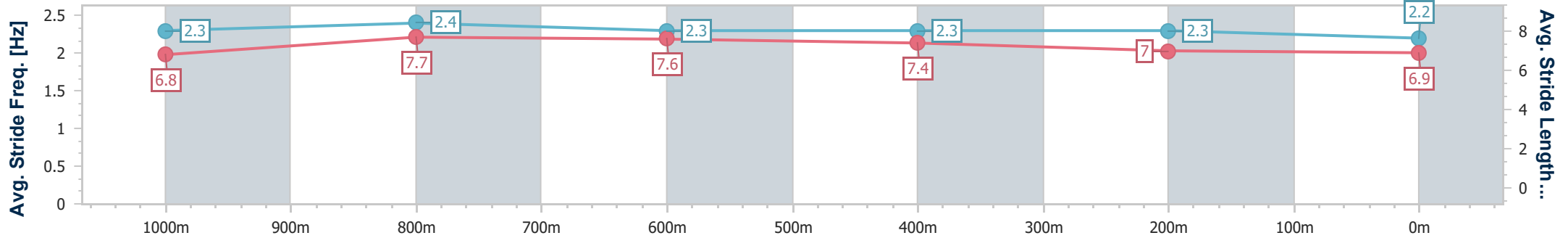
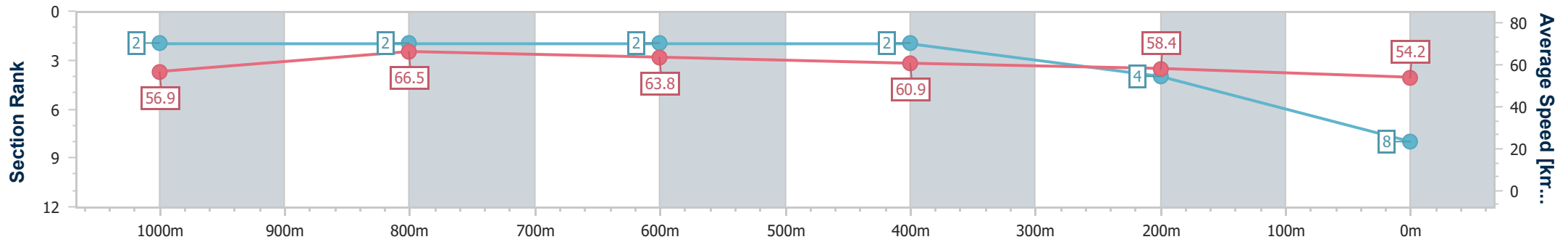
Race 4: CSF INDUSTRIES Class 6 Plate - 1250m

24 August 2024 - 14:29

Track Rating: Soft 7, Weather: Fine, Rail Position: True



Section	Overall	1000m	800m	600m	400m	200m
Section Times	1:15.91 [8] (0:15.95)	0:59.96 [2] (0:10.88)	0:49.08 [2] (0:11.31)	0:37.77 [2] (0:11.93)	0:25.84 [2] (0:12.57)	0:13.27 [4] (0:13.27)
Average Speed [km/h]	56.9	66.5	63.8	60.9	58.4	54.2
Top Speed [km/h]	70.9	67.3	64.9	62.3	59.8	57.2
Avg. Dist. to Rail [m]	3.4	1.3	1.3	1.6	7.1	7.9
Avg. Stride Freq. [Hz]	2.3	2.4	2.3	2.3	2.3	2.2
Avg. Stride Length [m]	6.8	7.7	7.6	7.4	7.0	6.9



- [] Ranking at each section and finish
- .-.- No data available at this section
- NA No data available



Horse/Jockey Name	Counter Command
Final Rank	9
Fastest Section Time (Section)	0:10.84 (1000m)
Top Speed [km/h] (Section)	69.5 (Overall)
Race State	Finished



Ladbrokes Cannon Park QLD Professional

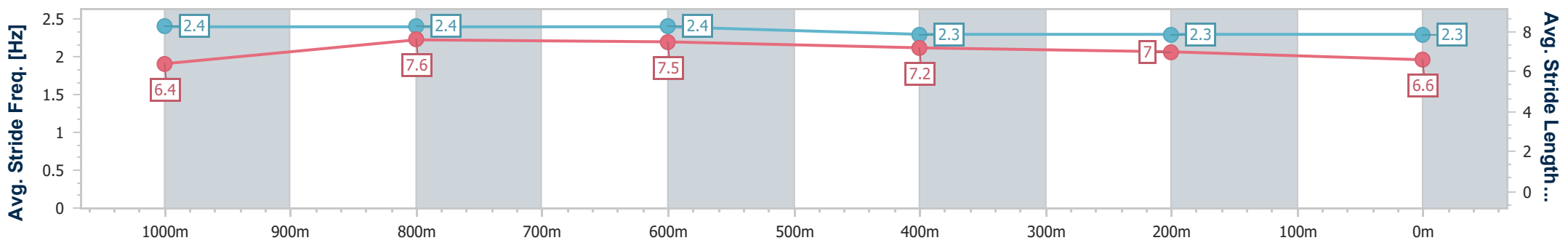
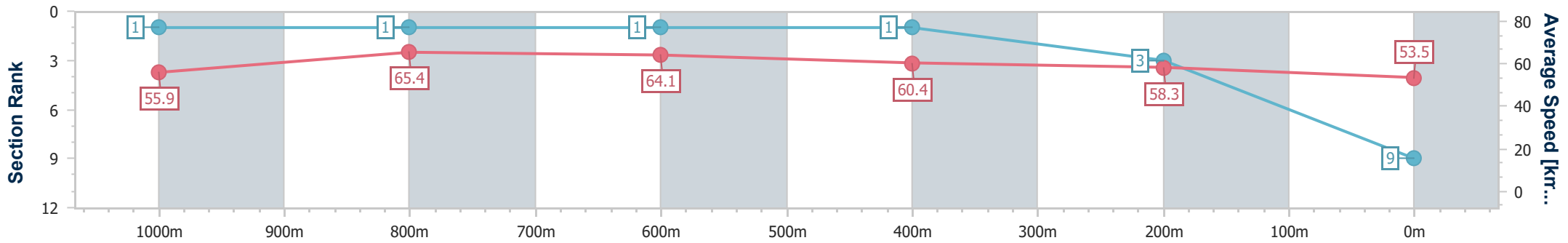
Race 4: CSF INDUSTRIES Class 6 Plate - 1250m

24 August 2024 - 14:29

Track Rating: Soft 7, Weather: Fine, Rail Position: True



Section	Overall	1000m	800m	600m	400m	200m
Section Times	1:15.95 [9] (0:15.91)	1:00.04 [1] (0:10.84)	0:49.20 [1] (0:11.26)	0:37.94 [1] (0:12.01)	0:25.93 [1] (0:12.47)	0:13.46 [3] (0:13.46)
Average Speed [km/h]	55.9	65.4	64.1	60.4	58.3	53.5
Top Speed [km/h]	69.5	67.9	65.2	62.4	59.7	57.6
Avg. Dist. to Rail [m]	2.7	2.0	1.6	1.8	6.5	7.3
Avg. Stride Freq. [Hz]	2.4	2.4	2.4	2.3	2.3	2.3
Avg. Stride Length [m]	6.4	7.6	7.5	7.2	7.0	6.6



- [] Ranking at each section and finish
- .-.- No data available at this section
- NA No data available



Horse/Jockey Name	Crystal Chief
Final Rank	10
Fastest Section Time (Section)	0:10.97 (1000m)
Top Speed [km/h] (Section)	66.3 (1000m)
Race State	Finished



Ladbrokes Cannon Park QLD Professional

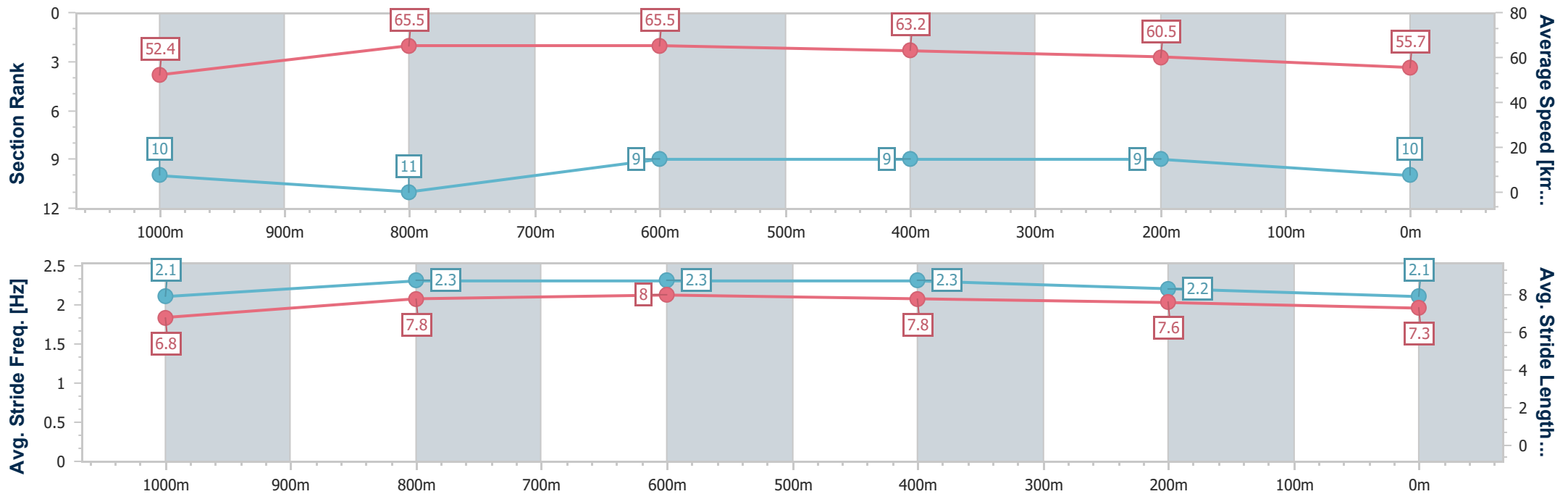
Race 4: CSF INDUSTRIES Class 6 Plate - 1250m

24 August 2024 - 14:29

Track Rating: Soft 7, Weather: Fine, Rail Position: True



Section	Overall	1000m	800m	600m	400m	200m
Section Times	1:15.99 [10] (0:17.20)	0:58.79 [10] (0:10.97)	0:47.82 [11] (0:10.99)	0:36.83 [9] (0:11.69)	0:25.14 [9] (0:12.22)	0:12.92 [9] (0:12.92)
Average Speed [km/h]	52.4	65.5	65.5	63.2	60.5	55.7
Top Speed [km/h]	64.2	66.3	66.1	64.6	62.3	59.3
Avg. Dist. to Rail [m]	4.7	0.9	1.8	3.5	12.3	13.7
Avg. Stride Freq. [Hz]	2.1	2.3	2.3	2.3	2.2	2.1
Avg. Stride Length [m]	6.8	7.8	8.0	7.8	7.6	7.3



- [] Ranking at each section and finish
- .-.- No data available at this section
- NA No data available



Horse/Jockey Name	Sealion
Final Rank	11
Fastest Section Time (Section)	0:11.06 (1000m)
Top Speed [km/h] (Section)	66.4 (Overall)
Race State	Finished



Ladbrokes Cannon Park QLD Professional

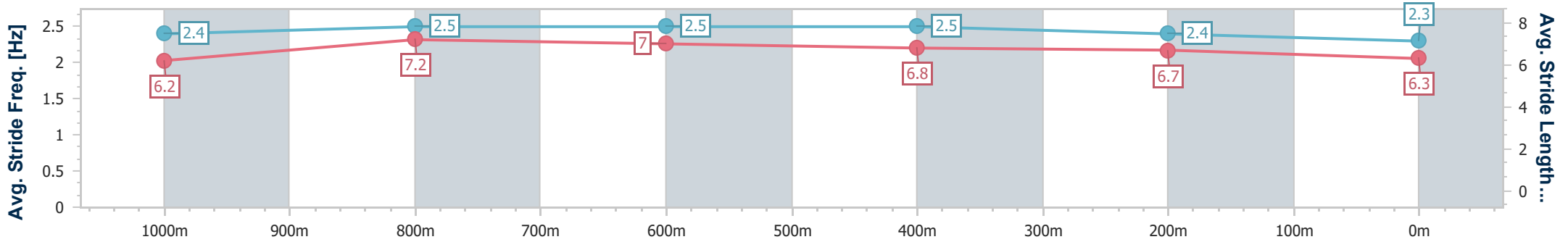
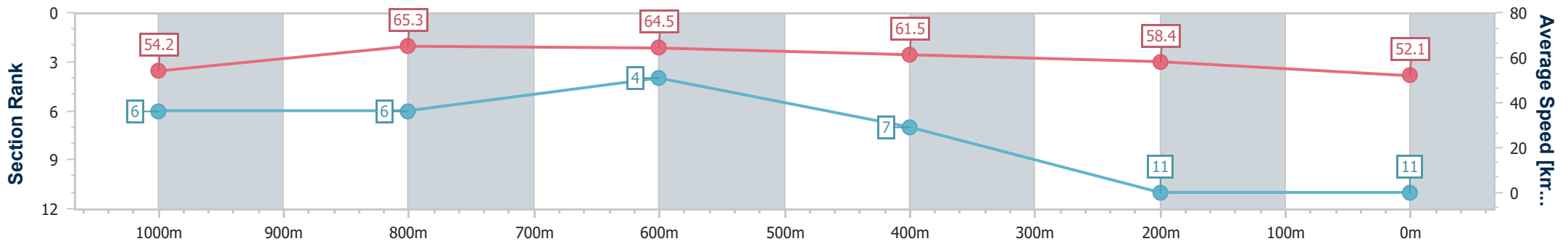
Race 4: CSF INDUSTRIES Class 6 Plate - 1250m

24 August 2024 - 14:29

Track Rating: Soft 7, Weather: Fine, Rail Position: True



Section	Overall	1000m	800m	600m	400m	200m
Section Times	1:16.98 [11] (0:16.55)	1:00.43 [6] (0:11.06)	0:49.37 [6] (0:11.16)	0:38.21 [4] (0:11.86)	0:26.35 [7] (0:12.54)	0:13.81 [11] (0:13.81)
Average Speed [km/h]	54.2	65.3	64.5	61.5	58.4	52.1
Top Speed [km/h]	66.4	65.7	64.8	64.3	59.9	56.4
Avg. Dist. to Rail [m]	0.9	0.8	1.4	2.0	6.9	8.8
Avg. Stride Freq. [Hz]	2.4	2.5	2.5	2.5	2.4	2.3
Avg. Stride Length [m]	6.2	7.2	7.0	6.8	6.7	6.3



- [] Ranking at each section and finish
- .-.- No data available at this section
- NA No data available