



Ladbrokes Cannon Park QLD Professional

Race 3: PICCONES FAMILY OF COMPANIES BENCHMARK 58 Handicap - 1250m

24 August 2024 - 13:54



Track Rating: Soft 7, Weather: Fine, Rail Position: True

Section		Overall	1000m	800m	600m	400m	200m	Last 600m					
Field Times		1:15.17 (0:15.81)	0:59.36 (0:10.85)	0:48.51 (0:11.31)	0:37.20 (0:11.83)	0:25.37 (0:12.45)	0:12.92 (0:12.92)	0:37.20					
Rank	TAB Horse/Jockey	Barrier	Top Speed [km/h]	Fastest Section	Overall	1000m	800m	600m	400m	200m	Margin	Distance Travelled [m]	
1	3 IMPARDOO Lacey Morrison	3	68.3	0:10.93	1:15.17 [1] (0:16.32)	0:58.85 [5] (0:10.93)	0:47.92 [6] (0:11.23)	0:36.69 [5] (0:11.74)	0:24.95 [2] (0:12.15)	0:12.80 [2] (0:12.80)	1:15.17	0:36.69	
2	2 LIDDER VALLEY Tyler Leslight	2	68.5	0:11.02	1:15.24 [2] (0:16.38)	0:58.86 [8] (0:11.02)	0:47.84 [7] (0:11.23)	0:36.61 [7] (0:11.67)	0:24.94 [5] (0:12.20)	0:12.74 [3] (0:12.74)	0.45L	0:36.61	-6
3	5 OVOID Isabella Teh	11	69.8	0:10.85	1:15.25 [3] (0:15.81)	0:59.44 [1] (0:10.85)	0:48.59 [1] (0:11.31)	0:37.28 [1] (0:11.83)	0:25.45 [1] (0:12.45)	0:13.00 [1] (0:13.00)	0.52L	0:37.28	+4
4	7 LADY DAMUS Ryan Wiggins	6	67.0	0:11.13	1:15.36 [4] (0:16.57)	0:58.79 [10] (0:11.18)	0:47.61 [10] (0:11.13)	0:36.48 [9] (0:11.44)	0:25.04 [6] (0:12.24)	0:12.80 [4] (0:12.80)	1.16L	0:36.48	+9
5	1 BURNS TO EMBRACE Georgina Cartwright	4	67.6	0:11.13	1:15.37 [5] (0:16.12)	0:59.25 [4] (0:11.13)	0:48.12 [5] (0:11.35)	0:36.77 [6] (0:11.93)	0:24.84 [8] (0:12.37)	0:12.47 [8] (0:12.47)	1.21L	0:36.77	-1
6	4 WITNESS ATTACK Graham Kliese	5	66.9	0:11.12	1:15.40 [6] (0:16.54)	0:58.86 [9] (0:11.12)	0:47.74 [8] (0:11.19)	0:36.55 [8] (0:11.77)	0:24.78 [9] (0:12.24)	0:12.54 [7] (0:12.54)	1.36L	0:36.55	-4
7	9 SONIC LIGHT Jackson Murphy	1	69.4	0:11.02	1:15.90 [7] (0:15.97)	0:59.93 [3] (0:11.02)	0:48.91 [4] (0:11.25)	0:37.66 [4] (0:12.00)	0:25.66 [3] (0:12.50)	0:13.16 [5] (0:13.16)	4.3L	0:37.66	+0
8	11 ROSE OF ATHENS Corey Bayliss	8	67.4	0:11.07	1:15.94 [8] (0:15.90)	1:00.04 [2] (0:11.07)	0:48.97 [3] (0:11.23)	0:37.74 [3] (0:12.18)	0:25.56 [7] (0:12.56)	0:13.00 [9] (0:13.00)	4.54L	0:37.74	+4
9	10 CALL ME HILTON Chelsea Jokic	7	68.3	0:11.04	1:16.39 [9] (0:17.09)	0:59.30 [12] (0:11.04)	0:48.26 [12] (0:11.04)	0:37.22 [11] (0:11.82)	0:25.40 [12] (0:12.34)	0:13.06 [10] (0:13.06)	7.18L	0:37.22	+8
10	6 GUAPO Michael Cahill	10	70.1	0:10.55	1:16.54 [10] (0:16.32)	1:00.22 [6] (0:10.55)	0:49.67 [2] (0:11.27)	0:38.40 [2] (0:12.15)	0:26.25 [4] (0:12.56)	0:13.69 [6] (0:13.69)	8.1L	0:38.40	-7

[] Ranking at each section and finish
 -:-:- No data available at this section
 NA No data available

SCN Saddle cloth number
 DNF Did not finish
 DNT Did not track



Ladbrokes Cannon Park QLD Professional

Race 3: PICCONES FAMILY OF COMPANIES BENCHMARK 58 Handicap - 1250m

24 August 2024 - 13:54



Track Rating: Soft 7, Weather: Fine, Rail Position: True

Section		Overall	1000m	800m	600m	400m	200m	Last 600m	
Field Times		1:15.17 (0:15.81)	0:59.36 (0:10.85)	0:48.51 (0:11.31)	0:37.20 (0:11.83)	0:25.37 (0:12.45)	0:12.92 (0:12.92)	0:37.20	

Rank	TAB	Horse/Jockey	Barrier	Top Speed [km/h]	Fastest Section	Overall	1000m	800m	600m	400m	200m	Margin	Distance Travelled [m]	
11	12	ROTHGURL	9	66.2	0:11.17	1:17.08 [11]	1:00.17 [11]	0:49.00 [11]	0:37.81 [12]	0:26.13 [11]	0:13.60 [11]	11.24L	0:37.81	+2
		Scott Sheargold		1000m	1000m	(0:16.91)	(0:11.17)	(0:11.19)	(0:11.68)	(0:12.53)	(0:13.60)			
12	8	CONVERTOR	12	67.5	0:11.23	1:19.55 [12]	1:03.19 [7]	0:51.88 [9]	0:40.65 [10]	0:28.63 [10]	0:15.54 [12]	25.8L	0:40.65	+6
		Sean Cormack		Overall	800m	(0:16.36)	(0:11.31)	(0:11.23)	(0:12.02)	(0:13.09)	(0:15.54)			

[] Ranking at each section and finish
 -:-:-:- No data available at this section
 NA No data available

SCN Saddle cloth number
 DNF Did not finish
 DNT Did not track



Horse/Jockey Name	Impardoo
Final Rank	1
Fastest Section Time (Section)	0:10.93 (1000m)
Top Speed [km/h] (Section)	68.3 (Overall)
Race State	Finished



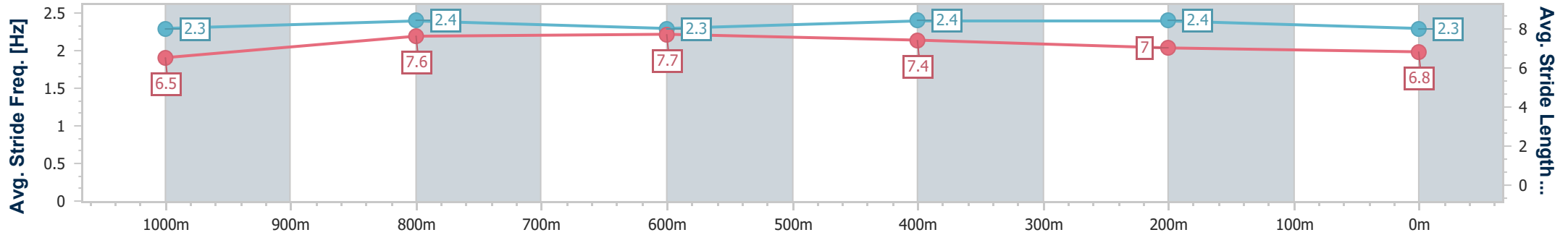
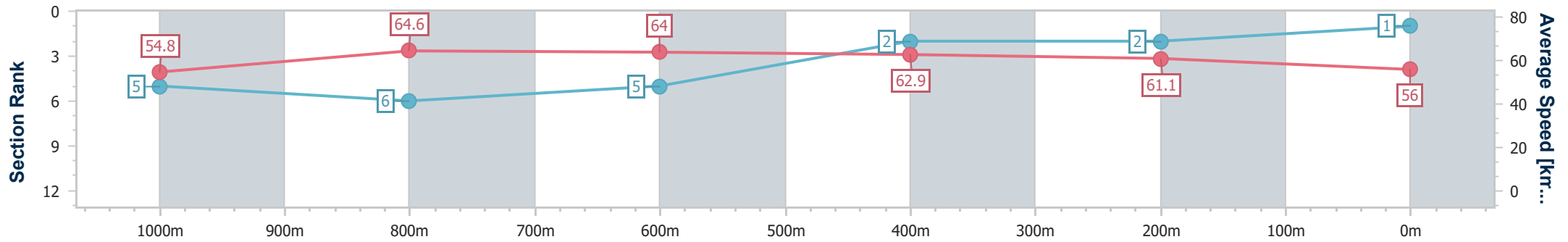
Ladbrokes Cannon Park QLD Professional
Race 3: PICCONES FAMILY OF COMPANIES BENCHMARK 58
Handicap - 1250m



24 August 2024 - 13:54

Track Rating: Soft 7, Weather: Fine, Rail Position: True

Section	Overall	1000m	800m	600m	400m	200m
Section Times	1:15.17 [1] (0:16.32)	0:58.85 [5] (0:10.93)	0:47.92 [6] (0:11.23)	0:36.69 [5] (0:11.74)	0:24.95 [2] (0:12.15)	0:12.80 [2] (0:12.80)
Average Speed [km/h]	54.8	64.6	64.0	62.9	61.1	56.0
Top Speed [km/h]	68.3	65.7	65.0	63.7	62.0	59.3
Avg. Dist. to Rail [m]	1.1	2.9	0.4	3.5	12.2	13.8
Avg. Stride Freq. [Hz]	2.3	2.4	2.3	2.4	2.4	2.3
Avg. Stride Length [m]	6.5	7.6	7.7	7.4	7.0	6.8



- [] Ranking at each section and finish
- .-.- No data available at this section
- NA No data available



Horse/Jockey Name	Lidder Valley
Final Rank	2
Fastest Section Time (Section)	0:11.02 (1000m)
Top Speed [km/h] (Section)	68.5 (Overall)
Race State	Finished



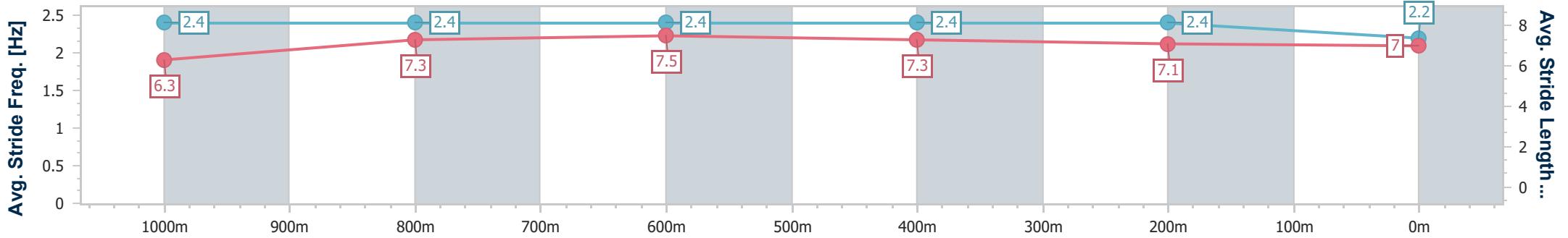
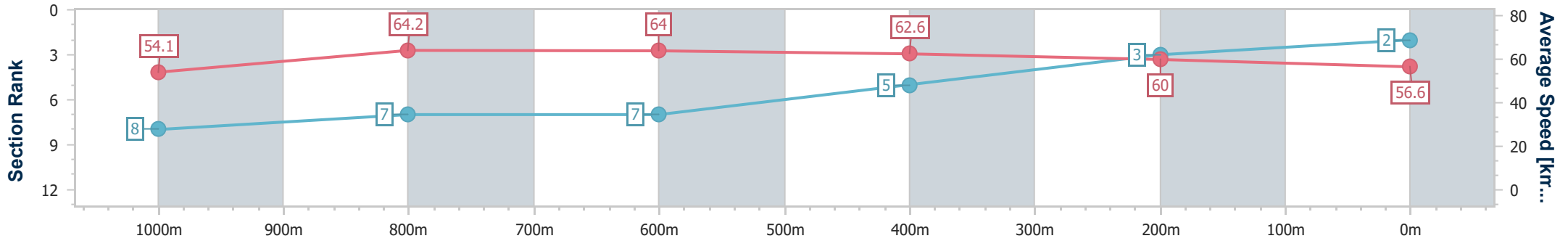
Ladbrokes Cannon Park QLD Professional
Race 3: PICCONES FAMILY OF COMPANIES BENCHMARK 58
Handicap - 1250m



24 August 2024 - 13:54

Track Rating: Soft 7, Weather: Fine, Rail Position: True

Section	Overall	1000m	800m	600m	400m	200m
Section Times	1:15.24 [2] (0:16.38)	0:58.86 [8] (0:11.02)	0:47.84 [7] (0:11.23)	0:36.61 [7] (0:11.67)	0:24.94 [5] (0:12.20)	0:12.74 [3] (0:12.74)
Average Speed [km/h]	54.1	64.2	64.0	62.6	60.0	56.6
Top Speed [km/h]	68.5	66.2	65.3	64.6	60.8	58.5
Avg. Dist. to Rail [m]	4.9	2.5	1.5	2.4	7.0	7.7
Avg. Stride Freq. [Hz]	2.4	2.4	2.4	2.4	2.4	2.2
Avg. Stride Length [m]	6.3	7.3	7.5	7.3	7.1	7.0



- [] Ranking at each section and finish
- .-.- No data available at this section
- NA No data available



Horse/Jockey Name	Ovoid
Final Rank	3
Fastest Section Time (Section)	0:10.85 (1000m)
Top Speed [km/h] (Section)	69.8 (Overall)
Race State	Finished



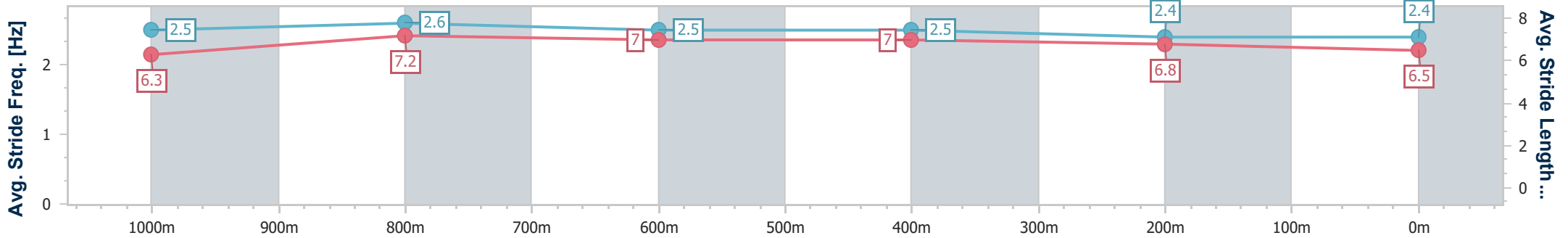
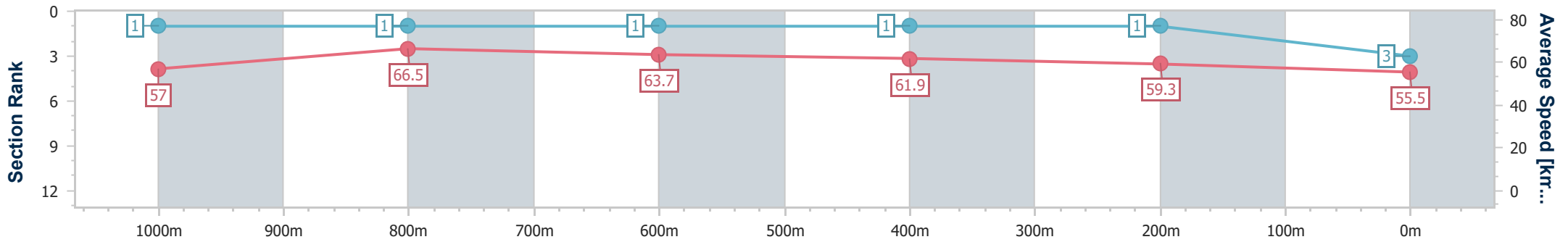
Ladbrokes Cannon Park QLD Professional
Race 3: PICCONES FAMILY OF COMPANIES BENCHMARK 58
Handicap - 1250m



24 August 2024 - 13:54

Track Rating: Soft 7, Weather: Fine, Rail Position: True

Section	Overall	1000m	800m	600m	400m	200m
Section Times	1:15.25 [3] (0:15.81)	0:59.44 [1] (0:10.85)	0:48.59 [1] (0:11.31)	0:37.28 [1] (0:11.83)	0:25.45 [1] (0:12.45)	0:13.00 [1] (0:13.00)
Average Speed [km/h]	57.0	66.5	63.7	61.9	59.3	55.5
Top Speed [km/h]	69.8	67.9	67.1	63.9	61.0	57.3
Avg. Dist. to Rail [m]	3.4	1.0	2.2	2.7	10.6	11.6
Avg. Stride Freq. [Hz]	2.5	2.6	2.5	2.5	2.4	2.4
Avg. Stride Length [m]	6.3	7.2	7.0	7.0	6.8	6.5



- [] Ranking at each section and finish
- .-.- No data available at this section
- NA No data available



Horse/Jockey Name	Lady Damus
Final Rank	4
Fastest Section Time (Section)	0:11.13 (800m)
Top Speed [km/h] (Section)	67.0 (Overall)
Race State	Finished



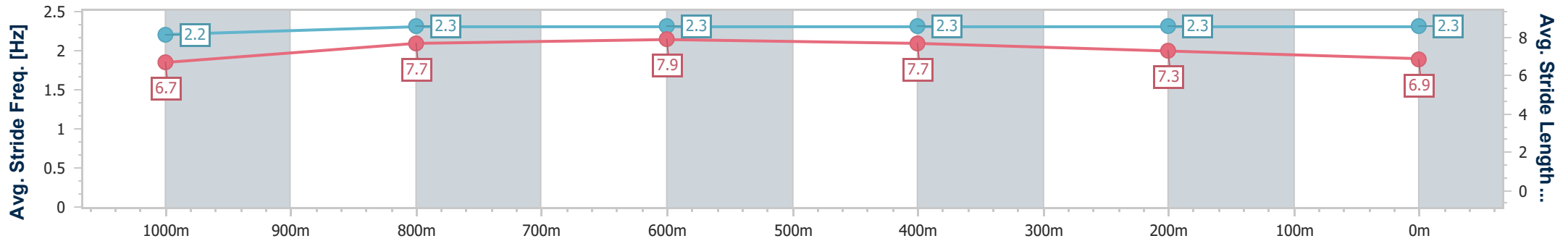
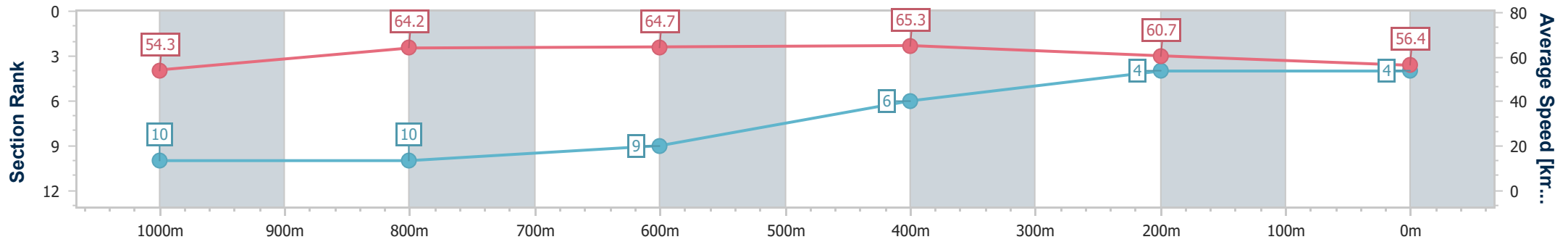
Ladbrokes Cannon Park QLD Professional
Race 3: PICCONES FAMILY OF COMPANIES BENCHMARK 58
Handicap - 1250m



24 August 2024 - 13:54

Track Rating: Soft 7, Weather: Fine, Rail Position: True

Section	Overall	1000m	800m	600m	400m	200m
Section Times	1:15.36 [4] (0:16.57)	0:58.79 [10] (0:11.18)	0:47.61 [10] (0:11.13)	0:36.48 [9] (0:11.44)	0:25.04 [6] (0:12.24)	0:12.80 [4] (0:12.80)
Average Speed [km/h]	54.3	64.2	64.7	65.3	60.7	56.4
Top Speed [km/h]	67.0	65.6	66.5	66.5	62.8	59.1
Avg. Dist. to Rail [m]	1.2	1.1	4.0	5.9	13.6	15.1
Avg. Stride Freq. [Hz]	2.2	2.3	2.3	2.3	2.3	2.3
Avg. Stride Length [m]	6.7	7.7	7.9	7.7	7.3	6.9



- [] Ranking at each section and finish
- .-.- No data available at this section
- NA No data available



Horse/Jockey Name	Burns To Embrace
Final Rank	5
Fastest Section Time (Section)	0:11.13 (1000m)
Top Speed [km/h] (Section)	67.6 (Overall)
Race State	Finished



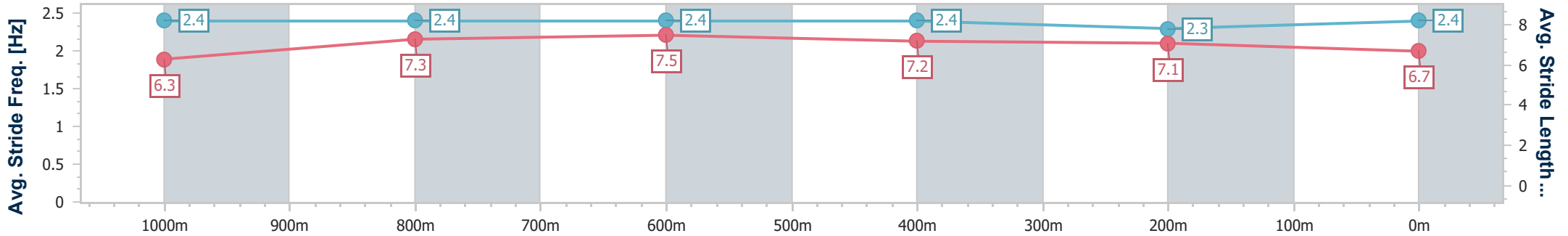
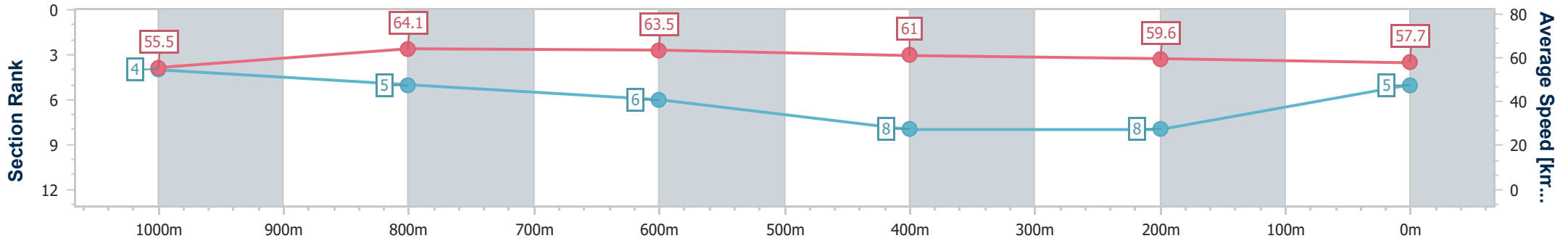
Ladbrokes Cannon Park QLD Professional
Race 3: PICCONES FAMILY OF COMPANIES BENCHMARK 58
Handicap - 1250m



24 August 2024 - 13:54

Track Rating: Soft 7, Weather: Fine, Rail Position: True

Section	Overall	1000m	800m	600m	400m	200m
Section Times	1:15.37 [5] (0:16.12)	0:59.25 [4] (0:11.13)	0:48.12 [5] (0:11.35)	0:36.77 [6] (0:11.93)	0:24.84 [8] (0:12.37)	0:12.47 [8] (0:12.47)
Average Speed [km/h]	55.5	64.1	63.5	61.0	59.6	57.7
Top Speed [km/h]	67.6	66.8	64.6	63.0	60.5	59.3
Avg. Dist. to Rail [m]	1.7	1.8	2.6	2.5	7.5	7.3
Avg. Stride Freq. [Hz]	2.4	2.4	2.4	2.4	2.3	2.4
Avg. Stride Length [m]	6.3	7.3	7.5	7.2	7.1	6.7



- [] Ranking at each section and finish
- .-.- No data available at this section
- NA No data available



Horse/Jockey Name	Witness Attack
Final Rank	6
Fastest Section Time (Section)	0:11.12 (1000m)
Top Speed [km/h] (Section)	66.9 (Overall)
Race State	Finished



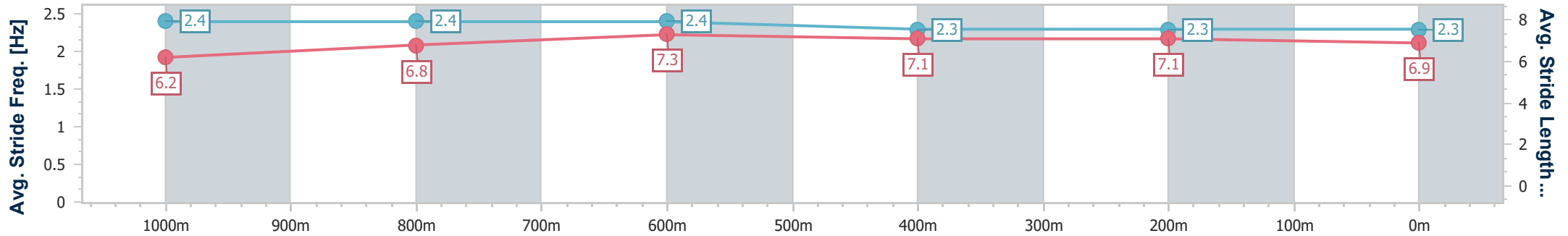
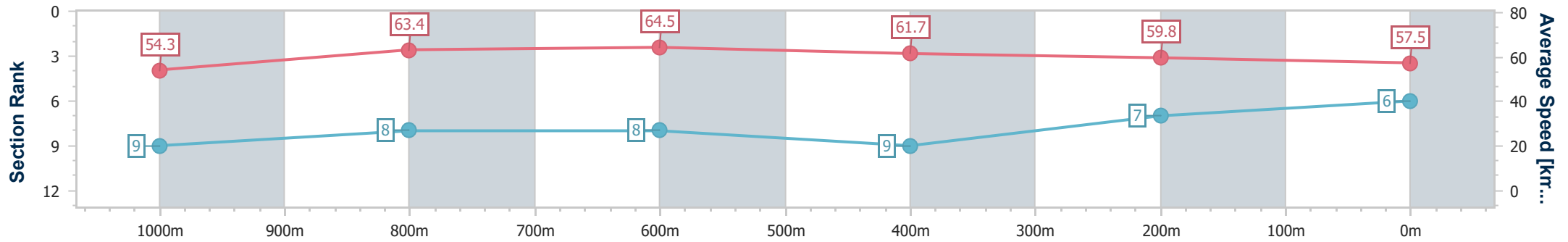
Ladbrokes Cannon Park QLD Professional
Race 3: PICCONES FAMILY OF COMPANIES BENCHMARK 58
Handicap - 1250m



24 August 2024 - 13:54

Track Rating: Soft 7, Weather: Fine, Rail Position: True

Section	Overall	1000m	800m	600m	400m	200m
Section Times	1:15.40 [6] (0:16.54)	0:58.86 [9] (0:11.12)	0:47.74 [8] (0:11.19)	0:36.55 [8] (0:11.77)	0:24.78 [9] (0:12.24)	0:12.54 [7] (0:12.54)
Average Speed [km/h]	54.3	63.4	64.5	61.7	59.8	57.5
Top Speed [km/h]	66.9	64.9	64.9	63.2	60.9	60.0
Avg. Dist. to Rail [m]	1.3	2.3	0.8	1.6	6.4	6.7
Avg. Stride Freq. [Hz]	2.4	2.4	2.4	2.3	2.3	2.3
Avg. Stride Length [m]	6.2	6.8	7.3	7.1	7.1	6.9



- [] Ranking at each section and finish
- .-.- No data available at this section
- NA No data available



Horse/Jockey Name	Sonic Light
Final Rank	7
Fastest Section Time (Section)	0:11.02 (1000m)
Top Speed [km/h] (Section)	69.4 (Overall)
Race State	Finished



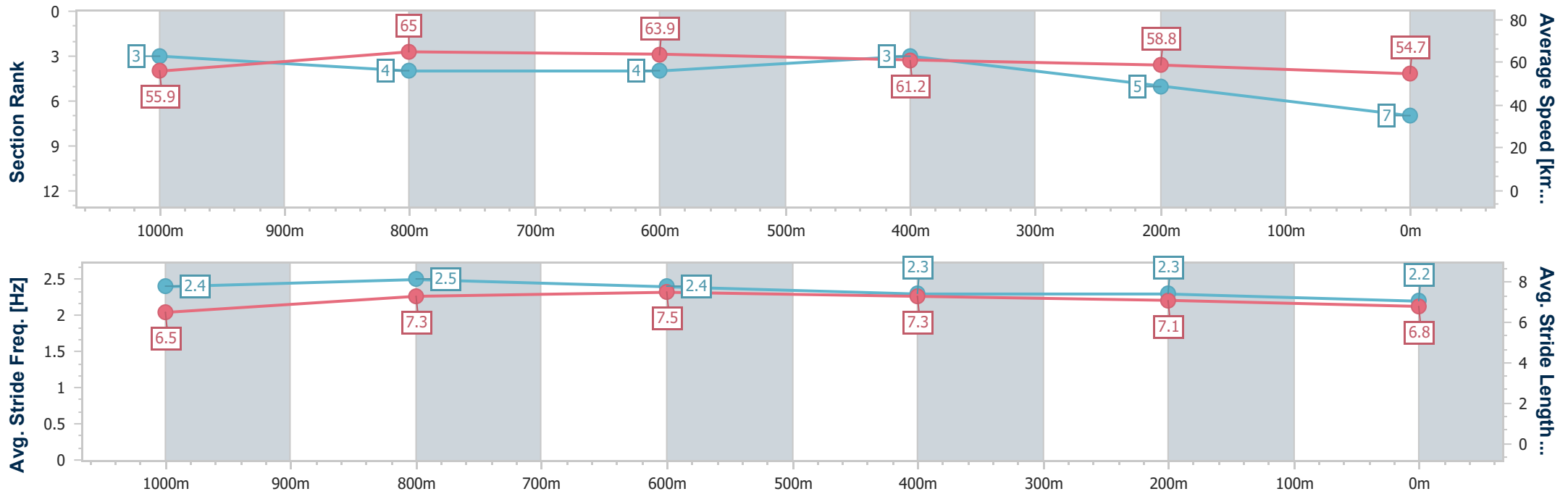
Ladbrokes Cannon Park QLD Professional
Race 3: PICCONES FAMILY OF COMPANIES BENCHMARK 58
Handicap - 1250m



24 August 2024 - 13:54

Track Rating: Soft 7, Weather: Fine, Rail Position: True

Section	Overall	1000m	800m	600m	400m	200m
Section Times	1:15.90 [7] (0:15.97)	0:59.93 [3] (0:11.02)	0:48.91 [4] (0:11.25)	0:37.66 [4] (0:12.00)	0:25.66 [3] (0:12.50)	0:13.16 [5] (0:13.16)
Average Speed [km/h]	55.9	65.0	63.9	61.2	58.8	54.7
Top Speed [km/h]	69.4	67.1	66.1	63.3	60.3	58.1
Avg. Dist. to Rail [m]	2.7	1.6	1.1	3.1	7.8	8.0
Avg. Stride Freq. [Hz]	2.4	2.5	2.4	2.3	2.3	2.2
Avg. Stride Length [m]	6.5	7.3	7.5	7.3	7.1	6.8



- [] Ranking at each section and finish
- .-.- No data available at this section
- NA No data available



Horse/Jockey Name	Rose Of Athens
Final Rank	8
Fastest Section Time (Section)	0:11.07 (1000m)
Top Speed [km/h] (Section)	67.4 (Overall)
Race State	Finished



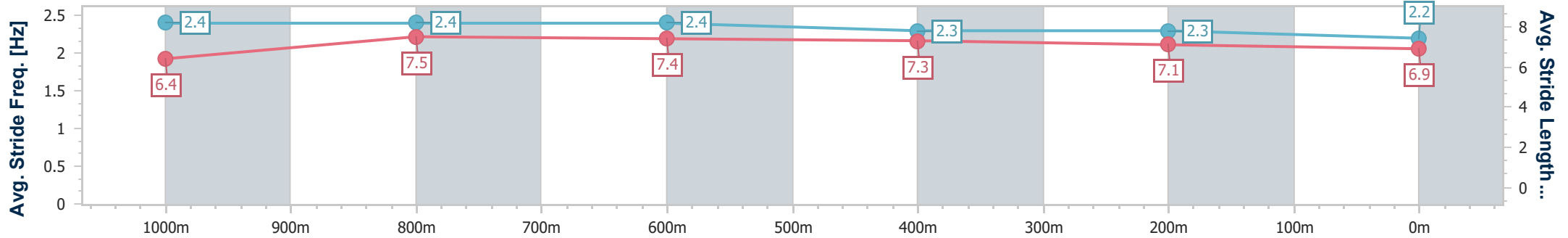
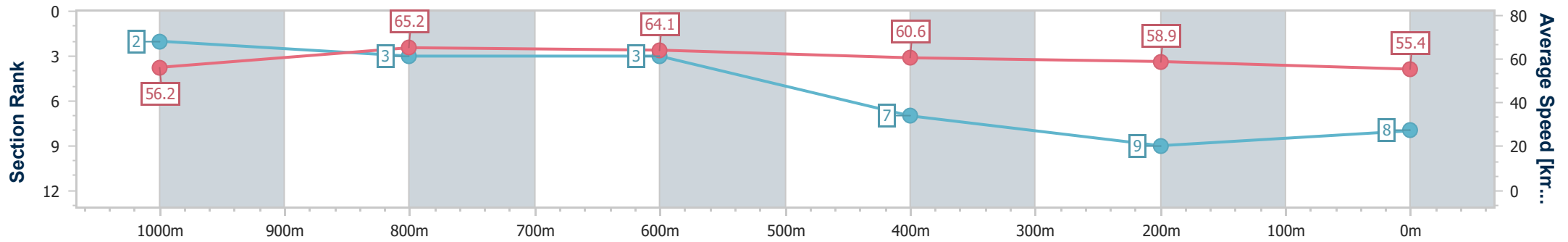
Ladbrokes Cannon Park QLD Professional
Race 3: PICCONES FAMILY OF COMPANIES BENCHMARK 58
Handicap - 1250m



24 August 2024 - 13:54

Track Rating: Soft 7, Weather: Fine, Rail Position: True

Section	Overall	1000m	800m	600m	400m	200m
Section Times	1:15.94 [8] (0:15.90)	1:00.04 [2] (0:11.07)	0:48.97 [3] (0:11.23)	0:37.74 [3] (0:12.18)	0:25.56 [7] (0:12.56)	0:13.00 [9] (0:13.00)
Average Speed [km/h]	56.2	65.2	64.1	60.6	58.9	55.4
Top Speed [km/h]	67.4	65.8	65.5	62.2	59.7	58.0
Avg. Dist. to Rail [m]	1.7	1.5	4.1	4.5	10.6	13.0
Avg. Stride Freq. [Hz]	2.4	2.4	2.4	2.3	2.3	2.2
Avg. Stride Length [m]	6.4	7.5	7.4	7.3	7.1	6.9



- [] Ranking at each section and finish
- .-.- No data available at this section
- NA No data available



Horse/Jockey Name	Call Me Hilton
Final Rank	9
Fastest Section Time (Section)	0:11.04 (1000m)
Top Speed [km/h] (Section)	68.3 (Overall)
Race State	Finished



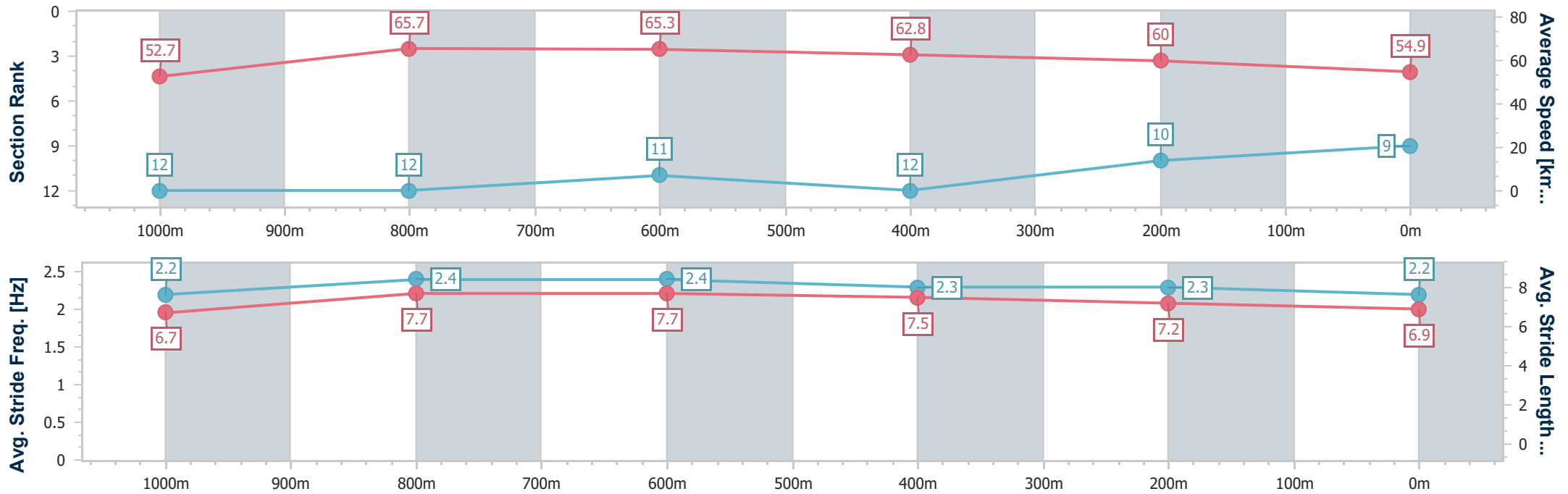
Ladbrokes Cannon Park QLD Professional
Race 3: PICCONES FAMILY OF COMPANIES BENCHMARK 58
Handicap - 1250m



24 August 2024 - 13:54

Track Rating: Soft 7, Weather: Fine, Rail Position: True

Section	Overall	1000m	800m	600m	400m	200m
Section Times	1:16.39 [9] (0:17.09)	0:59.30 [12] (0:11.04)	0:48.26 [12] (0:11.04)	0:37.22 [11] (0:11.82)	0:25.40 [12] (0:12.34)	0:13.06 [10] (0:13.06)
Average Speed [km/h]	52.7	65.7	65.3	62.8	60.0	54.9
Top Speed [km/h]	68.3	66.9	66.1	65.4	61.1	58.5
Avg. Dist. to Rail [m]	1.6	1.6	3.9	4.9	11.0	12.4
Avg. Stride Freq. [Hz]	2.2	2.4	2.4	2.3	2.3	2.2
Avg. Stride Length [m]	6.7	7.7	7.7	7.5	7.2	6.9



- [] Ranking at each section and finish
- .-.- No data available at this section
- NA No data available



Horse/Jockey Name	Guapo
Final Rank	10
Fastest Section Time (Section)	0:10.55 (1000m)
Top Speed [km/h] (Section)	70.1 (Overall)
Race State	Finished



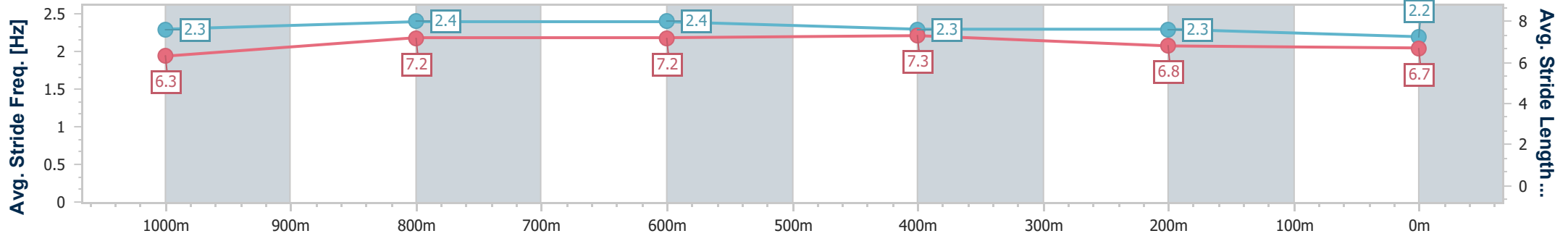
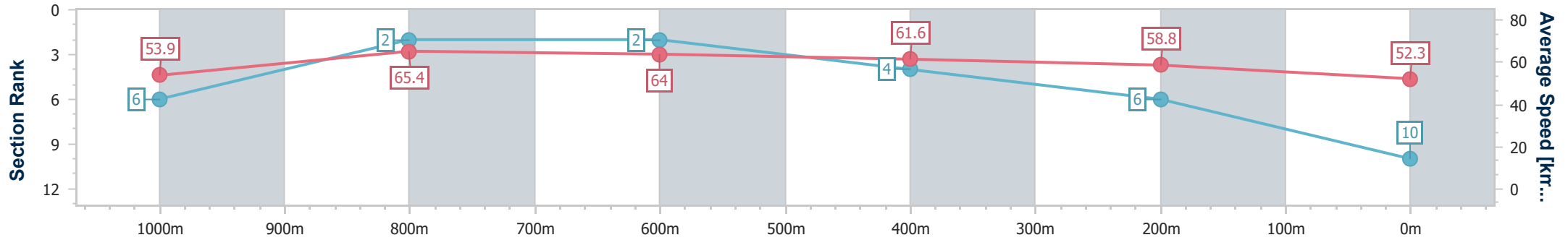
Ladbrokes Cannon Park QLD Professional
Race 3: PICCONES FAMILY OF COMPANIES BENCHMARK 58
Handicap - 1250m



24 August 2024 - 13:54

Track Rating: Soft 7, Weather: Fine, Rail Position: True

Section	Overall	1000m	800m	600m	400m	200m
Section Times	1:16.54 [10] (0:16.32)	1:00.22 [6] (0:10.55)	0:49.67 [2] (0:11.27)	0:38.40 [2] (0:12.15)	0:26.25 [4] (0:12.56)	0:13.69 [6] (0:13.69)
Average Speed [km/h]	53.9	65.4	64.0	61.6	58.8	52.3
Top Speed [km/h]	70.1	66.8	65.7	62.9	61.1	55.5
Avg. Dist. to Rail [m]	5.8	5.9	1.8	6.6	8.0	7.3
Avg. Stride Freq. [Hz]	2.3	2.4	2.4	2.3	2.3	2.2
Avg. Stride Length [m]	6.3	7.2	7.2	7.3	6.8	6.7



- [] Ranking at each section and finish
- .-.- No data available at this section
- NA No data available



Horse/Jockey Name	Rothgurl
Final Rank	11
Fastest Section Time (Section)	0:11.17 (1000m)
Top Speed [km/h] (Section)	66.2 (1000m)
Race State	Finished



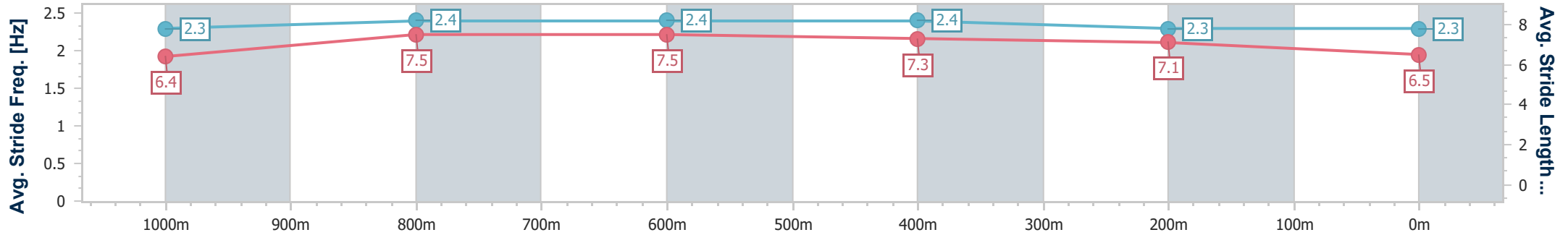
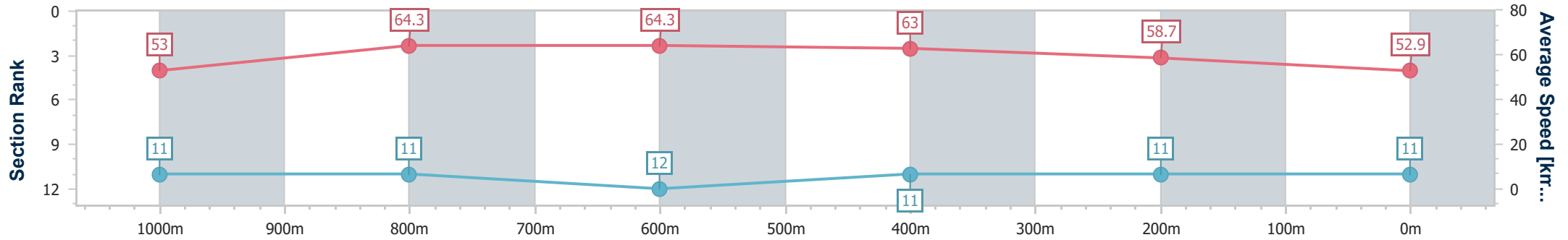
Ladbrokes Cannon Park QLD Professional
Race 3: PICCONES FAMILY OF COMPANIES BENCHMARK 58
Handicap - 1250m



24 August 2024 - 13:54

Track Rating: Soft 7, Weather: Fine, Rail Position: True

Section	Overall	1000m	800m	600m	400m	200m
Section Times	1:17.08 [11] (0:16.91)	1:00.17 [11] (0:11.17)	0:49.00 [11] (0:11.19)	0:37.81 [12] (0:11.68)	0:26.13 [11] (0:12.53)	0:13.60 [11] (0:13.60)
Average Speed [km/h]	53.0	64.3	64.3	63.0	58.7	52.9
Top Speed [km/h]	65.4	66.2	66.1	64.9	59.8	57.4
Avg. Dist. to Rail [m]	2.6	1.5	4.1	3.9	7.5	7.8
Avg. Stride Freq. [Hz]	2.3	2.4	2.4	2.4	2.3	2.3
Avg. Stride Length [m]	6.4	7.5	7.5	7.3	7.1	6.5



- [] Ranking at each section and finish
- .-.- No data available at this section
- NA No data available



Horse/Jockey Name	Convertor
Final Rank	12
Fastest Section Time (Section)	0:11.23 (800m)
Top Speed [km/h] (Section)	67.5 (Overall)
Race State	Finished



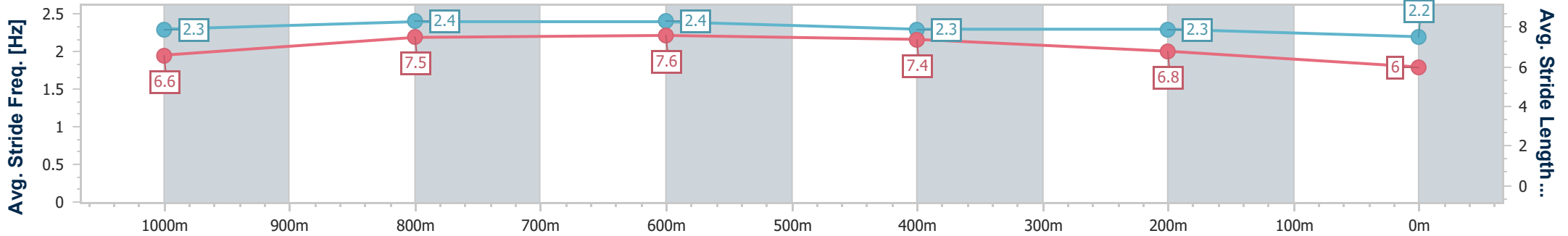
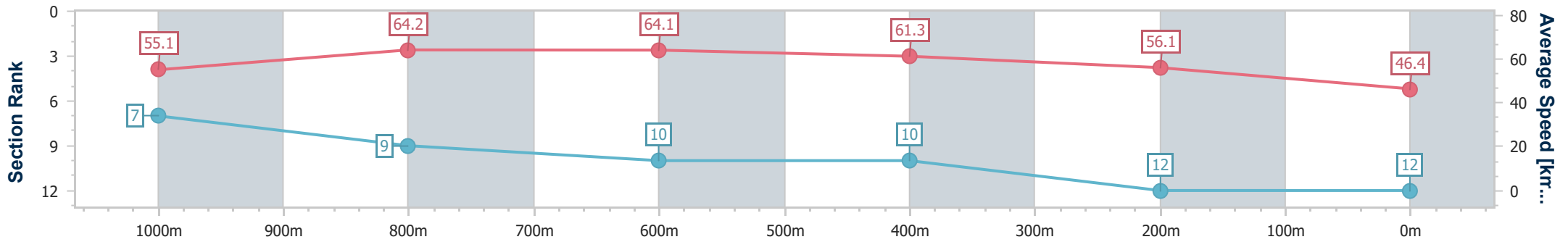
Ladbrokes Cannon Park QLD Professional
Race 3: PICCONES FAMILY OF COMPANIES BENCHMARK 58
Handicap - 1250m



24 August 2024 - 13:54

Track Rating: Soft 7, Weather: Fine, Rail Position: True

Section	Overall	1000m	800m	600m	400m	200m
Section Times	1:19.55 [12] (0:16.36)	1:03.19 [7] (0:11.31)	0:51.88 [9] (0:11.23)	0:40.65 [10] (0:12.02)	0:28.63 [10] (0:13.09)	0:15.54 [12] (0:15.54)
Average Speed [km/h]	55.1	64.2	64.1	61.3	56.1	46.4
Top Speed [km/h]	67.5	67.4	64.7	63.3	58.9	53.1
Avg. Dist. to Rail [m]	4.5	1.4	3.4	3.8	8.5	8.6
Avg. Stride Freq. [Hz]	2.3	2.4	2.4	2.3	2.3	2.2
Avg. Stride Length [m]	6.6	7.5	7.6	7.4	6.8	6.0



- [] Ranking at each section and finish
- .-.- No data available at this section
- NA No data available