



Ladbrokes Cannon Park QLD Professional

Race 1: NIESAR PAINTING Maiden Handicap - 1400m

24 August 2024 - 12:42



Track Rating: Soft 7, Weather: Fine, Rail Position: True

Section		Overall	1200m	1000m	800m	600m	400m	Last 600m				
Field Times		1:25.81 (0:13.70)	1:12.11 (0:10.69)	1:01.42 (0:11.59)	0:49.83 (0:12.16)	0:37.67 (0:12.46)	0:25.21 (0:12.44)	0:37.67				
Rank	TAB Horse/Jockey	Barrier	Top Speed [km/h]	Fastest Section							Distance Travelled [m]	
1	1 MOEGREEN Sean Cormack	2	68.3 Overall	0:10.77 1200m	1:25.81 [1] (0:14.50)	1:11.31 [10] (0:10.77)	1:00.54 [7] (0:11.53)	0:49.01 [7] (0:11.97)	0:37.04 [8] (0:12.31)	0:24.73 [8] (0:12.39)	0:37.04	
2	2 PELSAERT Nathan Day	12	67.4 1200m	0:10.66 1200m	1:25.88 [2] (0:13.90)	1:11.98 [3] (0:10.66)	1:01.32 [3] (0:11.69)	0:49.63 [3] (0:12.22)	0:37.41 [3] (0:12.33)	0:25.08 [3] (0:12.51)	0:37.41	-3
3	13 COOL STORY Isabella Teh	4	69.9 Overall	0:10.81 1200m	1:25.89 [3] (0:13.70)	1:12.19 [1] (0:10.81)	1:01.38 [2] (0:11.55)	0:49.83 [2] (0:12.08)	0:37.75 [1] (0:12.46)	0:25.29 [1] (0:12.44)	0:37.75	-2
4	14 OAKFIELD PANTHER Pietro Romeo	13	68.3 Overall	0:10.85 1200m	1:25.94 [4] (0:14.29)	1:11.65 [6] (0:10.85)	1:00.80 [6] (0:11.48)	0:49.32 [6] (0:12.05)	0:37.27 [6] (0:12.22)	0:25.05 [4] (0:12.38)	0:37.27	-7
5	4 TYCOON LAD Ryan Wiggins	14	68.8 Overall	0:10.84 1200m	1:26.25 [5] (0:14.24)	1:12.01 [5] (0:10.84)	1:01.17 [5] (0:11.51)	0:49.66 [5] (0:11.96)	0:37.70 [5] (0:12.23)	0:25.47 [2] (0:12.57)	0:37.70	-4
6	6 HE CAN JAJA Robbie Downey	10	68.6 Overall	0:10.74 1200m	1:26.31 [6] (0:14.12)	1:12.19 [4] (0:10.74)	1:01.45 [4] (0:11.58)	0:49.87 [4] (0:12.06)	0:37.81 [4] (0:12.42)	0:25.39 [5] (0:12.61)	0:37.81	-8
7	10 MISS FARSTAR Graham Kliese	8	68.7 Overall	0:11.01 1200m	1:26.40 [7] (0:14.60)	1:11.80 [11] (0:11.01)	1:00.79 [11] (0:11.58)	0:49.21 [10] (0:11.82)	0:37.39 [10] (0:12.47)	0:24.92 [11] (0:12.38)	0:37.39	+4
8	11 TWENTY THREE WALL Denicious Smith	3	69.4 Overall	0:10.81 1200m	1:26.67 [8] (0:14.80)	1:11.87 [12] (0:10.81)	1:01.06 [11] (0:11.40)	0:49.66 [9] (0:11.99)	0:37.67 [9] (0:12.28)	0:25.39 [9] (0:12.55)	0:37.67	-8
9	3 TYMON Chris Whiteley	7	69.4 1200m	0:10.95 1200m	1:26.83 [9] (0:14.40)	1:12.43 [8] (0:10.95)	1:01.48 [8] (0:11.55)	0:49.93 [8] (0:11.80)	0:38.13 [7] (0:12.30)	0:25.83 [7] (0:12.78)	0:38.13	+2
10	8 OXFORDSHIRE Lacey Morrison	11	68.9 1200m	0:10.90 1200m	1:26.94 [10] (0:14.86)	1:12.08 [13] (0:10.90)	1:01.18 [13] (0:11.70)	0:49.48 [12] (0:11.69)	0:37.79 [11] (0:12.15)	0:25.64 [10] (0:12.59)	0:37.79	-10

Scratched: Mr Grumbler (#7)

Report Created: Sat 24 August 2024 13:27 GMT+1 (Note: Timing is based on position data)

Page 1/17

[] Ranking at each section and finish
 -:-:- No data available at this section
 NA No data available

SCN Saddle cloth number
 DNF Did not finish
 DNT Did not track

data processed by TRIPLES DATA



Ladbrokes Cannon Park QLD Professional

Race 1: NIESAR PAINTING Maiden Handicap - 1400m

24 August 2024 - 12:42



Track Rating: Soft 7, Weather: Fine, Rail Position: True

Section	Overall	1200m	1000m	800m	600m	400m	Last 600m
Field Times	1:25.81 (0:13.70)	1:12.11 (0:10.69)	1:01.42 (0:11.59)	0:49.83 (0:12.16)	0:37.67 (0:12.46)	0:25.21 (0:12.44)	0:37.67

Rank	TAB	Horse/Jockey	Barrier	Top Speed [km/h]	Fastest Section	Overall	1200m	1000m	800m	600m	400m	Last 600m	Distance Travelled [m]
11	9	ALLDABURGERS Georgina Cartwright	1	70.0	0:10.58	1:26.95 [11] (0:13.81)	1:13.14 [2] (0:10.58)	1:02.56 [1] (0:11.59)	0:50.97 [1] (0:12.42)	0:38.55 [2] (0:12.53)	0:26.02 [6] (0:12.60)	0:38.55	-9
12	5	BLEDISLOE Jace McMurray	6	69.2	0:11.08	1:27.03 [12] (0:14.48)	1:12.55 [9] (0:11.08)	1:01.47 [10] (0:12.05)	0:49.42 [13] (0:11.88)	0:37.54 [13] (0:12.37)	0:25.17 [13] (0:12.44)	0:37.54	+0
13	12	BOOGIEWITHMAHBABY Zac Sprie	5	68.3	0:11.10	1:27.15 [13] (0:14.38)	1:12.77 [7] (0:11.10)	1:01.67 [9] (0:11.96)	0:49.71 [11] (0:11.88)	0:37.83 [12] (0:12.51)	0:25.32 [12] (0:12.57)	0:37.83	-4

Scratched: Mr Grumbler (#7)

[] Ranking at each section and finish
 -:-:- No data available at this section
 NA No data available

SCN Saddle cloth number
 DNF Did not finish
 DNT Did not track



Ladbrokes Cannon Park QLD Professional

Race 1: NIESAR PAINTING Maiden Handicap - 1400m

24 August 2024 - 12:42



Track Rating: Soft 7, Weather: Fine, Rail Position: True

Section				200m				Last 600m	
Field Times				0:12.77 (0:12.77)				0:37.67	
Rank	TAB	Horse/Jockey	Barrier	Top Speed [km/h]	Fastest Section	Margin			Distance Travelled [m]
1	1	MOEGREEN Sean Cormack	2	68.3 Overall	0:10.77 1200m	0:12.34 [5] (0:12.34)	1:25.81		0:37.04
2	2	PELSAERT Nathan Day	12	67.4 1200m	0:10.66 1200m	0:12.57 [3] (0:12.57)	0.43L		0:37.41 -3
3	13	COOL STORY Isabella Teh	4	69.9 Overall	0:10.81 1200m	0:12.85 [1] (0:12.85)	0.47L		0:37.75 -2
4	14	OAKFIELD PANTHER Pietro Romeo	13	68.3 Overall	0:10.85 1200m	0:12.67 [2] (0:12.67)	0.8L		0:37.27 -7
5	4	TYCOON LAD Ryan Wiggins	14	68.8 Overall	0:10.84 1200m	0:12.90 [4] (0:12.90)	2.62L		0:37.70 -4
6	6	HE CAN JAJA Robbie Downey	10	68.6 Overall	0:10.74 1200m	0:12.78 [7] (0:12.78)	2.96L		0:37.81 -8
7	10	MISS FARSTAR Graham Kliese	8	68.7 Overall	0:11.01 1200m	0:12.54 [10] (0:12.54)	3.48L		0:37.39 +4
8	11	TWENTY THREE WALL Denicious Smith	3	69.4 Overall	0:10.81 1200m	0:12.84 [9] (0:12.84)	5.11L		0:37.67 -8
9	3	TYMON Chris Whiteley	7	69.4 1200m	0:10.95 1200m	0:13.05 [8] (0:13.05)	6.05L		0:38.13 +2
10	8	OXFORDSHIRE Lacey Morrison	11	68.9 1200m	0:10.90 1200m	0:13.05 [11] (0:13.05)	6.7L		0:37.79 -10

Scratched: Mr Grumbler (#7)

[] Ranking at each section and finish
 -:-:- No data available at this section
 NA No data available

SCN Saddle cloth number
 DNF Did not finish
 DNT Did not track



Ladbrokes Cannon Park QLD Professional
Race 1: NIESAR PAINTING Maiden Handicap - 1400m
24 August 2024 - 12:42



Track Rating: Soft 7, Weather: Fine, Rail Position: True

Section				200m				Last 600m	
Field Times				0:12.77 (0:12.77)				0:37.67	
Rank	TAB	Horse/Jockey	Barrier	Top Speed [km/h]	Fastest Section	Margin			Distance Travelled [m]
11	9	ALLDABURGERS Georgina Cartwright	1	70.0 Overall	0:10.58 1200m	0:13.42 [6] (0:13.42)	6.7L		0:38.55 -9
12	5	BLEDISLOE Jace McMurray	6	69.2 Overall	0:11.08 1200m	0:12.73 [12] (0:12.73)	7.22L		0:37.54 +0
13	12	BOGIEWITHMAHBABY Zac Sprie	5	68.3 1200m	0:11.10 1200m	0:12.75 [13] (0:12.75)	7.9L		0:37.83 -4

Scratched: Mr Grumbler (#7)

[] Ranking at each section and finish
 -:-:- No data available at this section
 NA No data available

SCN Saddle cloth number
 DNF Did not finish
 DNT Did not track



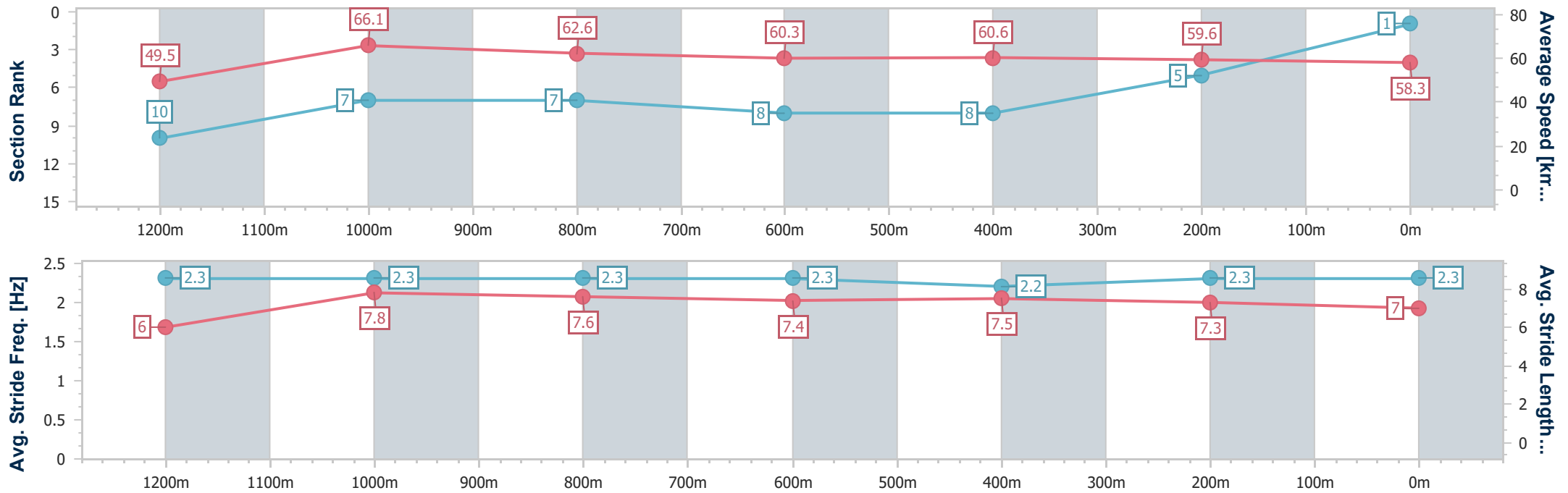
Horse/Jockey Name	Moegreen
Final Rank	1
Fastest Section Time (Section)	0:10.77 (1200m)
Top Speed [km/h] (Section)	68.3 (Overall)
Race State	Finished



Ladbroke's Cannon Park QLD Professional
 Race 1: NIESAR PAINTING Maiden Handicap - 1400m
 24 August 2024 - 12:42
 Track Rating: Soft 7, Weather: Fine, Rail Position: True



Section	Overall	1200m	1000m	800m	600m	400m	200m
Section Times	1:25.81 [1] (0:14.50)	1:11.31 [10] (0:10.77)	1:00.54 [7] (0:11.53)	0:49.01 [7] (0:11.97)	0:37.04 [8] (0:12.31)	0:24.73 [8] (0:12.39)	0:12.34 [5] (0:12.34)
Average Speed [km/h]	49.5	66.1	62.6	60.3	60.6	59.6	58.3
Top Speed [km/h]	68.3	68.1	63.7	62.0	61.8	60.7	59.3
Avg. Dist. to Rail [m]	5.2	5.0	2.2	4.2	5.3	10.2	10.9
Avg. Stride Freq. [Hz]	2.3	2.3	2.3	2.3	2.2	2.3	2.3
Avg. Stride Length [m]	6.0	7.8	7.6	7.4	7.5	7.3	7.0



- [] Ranking at each section and finish
- .-.- No data available at this section
- NA No data available



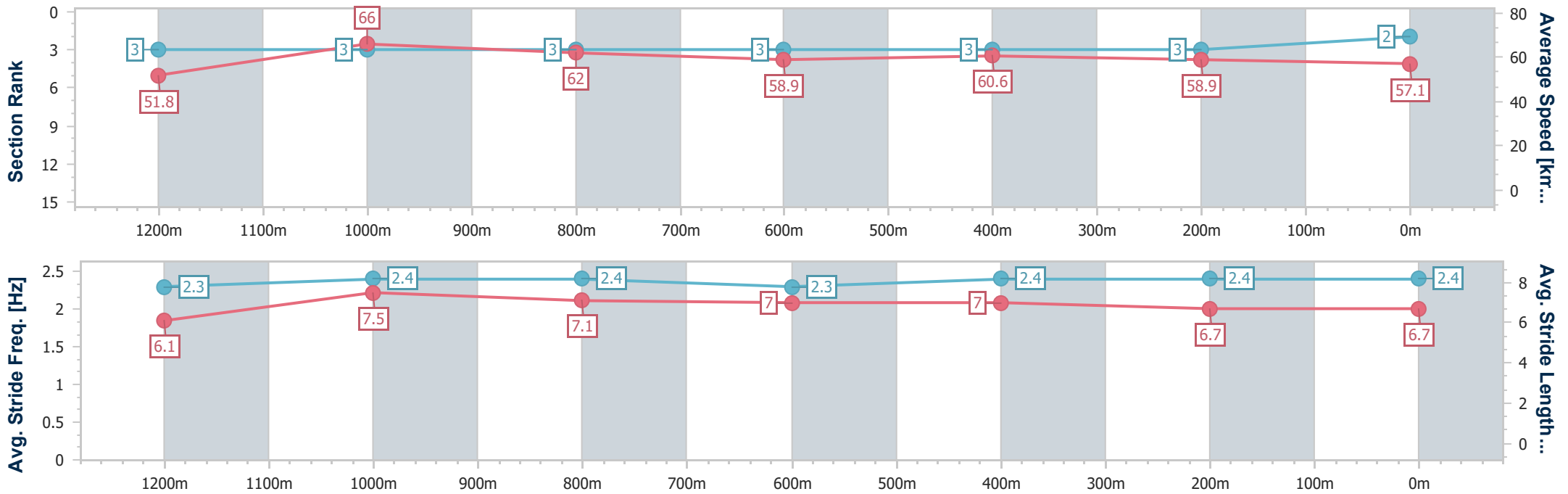
Horse/Jockey Name	Pelsaert
Final Rank	2
Fastest Section Time (Section)	0:10.66 (1200m)
Top Speed [km/h] (Section)	67.4 (1200m)
Race State	Finished



Ladbrokes Cannon Park QLD Professional
 Race 1: NIESAR PAINTING Maiden Handicap - 1400m
 24 August 2024 - 12:42
 Track Rating: Soft 7, Weather: Fine, Rail Position: True



Section	Overall	1200m	1000m	800m	600m	400m	200m
Section Times	1:25.88 [2] (0:13.90)	1:11.98 [3] (0:10.66)	1:01.32 [3] (0:11.69)	0:49.63 [3] (0:12.22)	0:37.41 [3] (0:12.33)	0:25.08 [3] (0:12.51)	0:12.57 [3] (0:12.57)
Average Speed [km/h]	51.8	66.0	62.0	58.9	60.6	58.9	57.1
Top Speed [km/h]	66.8	67.4	65.3	60.0	61.2	61.8	58.6
Avg. Dist. to Rail [m]	5.2	7.3	4.0	6.2	5.3	8.7	10.1
Avg. Stride Freq. [Hz]	2.3	2.4	2.4	2.3	2.4	2.4	2.4
Avg. Stride Length [m]	6.1	7.5	7.1	7.0	7.0	6.7	6.7



- [] Ranking at each section and finish
- .-.- No data available at this section
- NA No data available



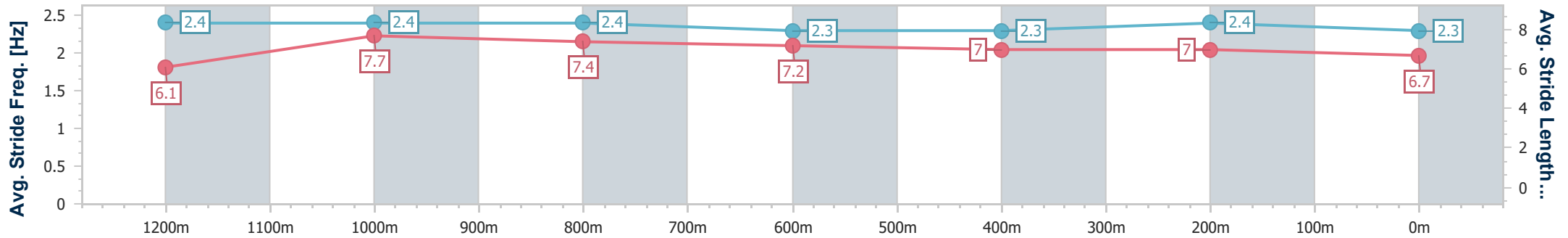
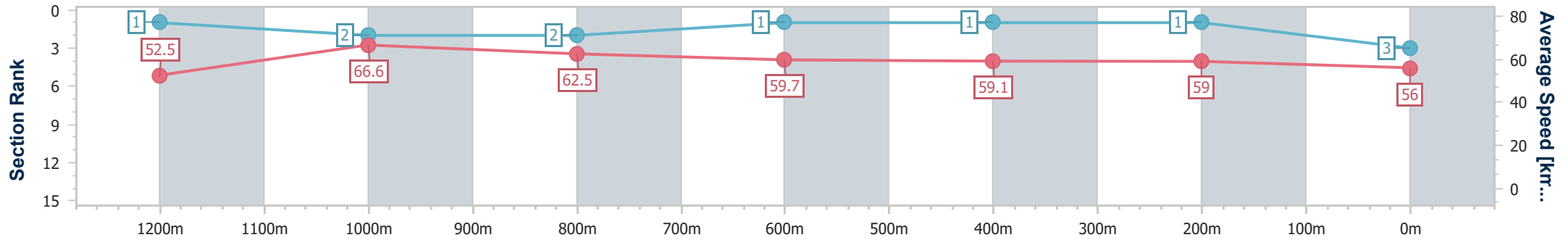
Horse/Jockey Name	Cool Story
Final Rank	3
Fastest Section Time (Section)	0:10.81 (1200m)
Top Speed [km/h] (Section)	69.9 (Overall)
Race State	Finished



Ladbrokes Cannon Park QLD Professional
 Race 1: NIESAR PAINTING Maiden Handicap - 1400m
 24 August 2024 - 12:42
 Track Rating: Soft 7, Weather: Fine, Rail Position: True



Section	Overall	1200m	1000m	800m	600m	400m	200m
Section Times	1:25.89 [3] (0:13.70)	1:12.19 [1] (0:10.81)	1:01.38 [2] (0:11.55)	0:49.83 [2] (0:12.08)	0:37.75 [1] (0:12.46)	0:25.29 [1] (0:12.44)	0:12.85 [1] (0:12.85)
Average Speed [km/h]	52.5	66.6	62.5	59.7	59.1	59.0	56.0
Top Speed [km/h]	69.9	67.9	65.7	60.2	60.5	60.4	57.8
Avg. Dist. to Rail [m]	2.7	1.9	1.1	3.3	3.5	7.6	9.2
Avg. Stride Freq. [Hz]	2.4	2.4	2.4	2.3	2.3	2.4	2.3
Avg. Stride Length [m]	6.1	7.7	7.4	7.2	7.0	7.0	6.7



- [] Ranking at each section and finish
- .-.- No data available at this section
- NA No data available



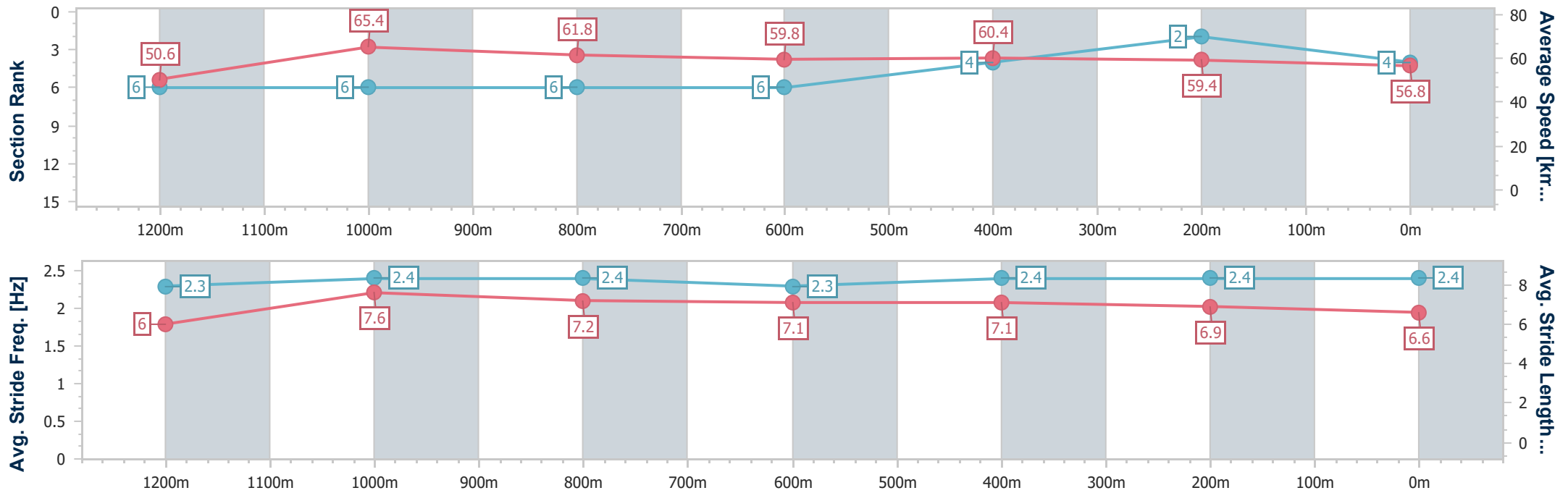
Horse/Jockey Name	Oakfield Panther
Final Rank	4
Fastest Section Time (Section)	0:10.85 (1200m)
Top Speed [km/h] (Section)	68.3 (Overall)
Race State	Finished



Ladbrokes Cannon Park QLD Professional
 Race 1: NIESAR PAINTING Maiden Handicap - 1400m
 24 August 2024 - 12:42
 Track Rating: Soft 7, Weather: Fine, Rail Position: True



Section	Overall	1200m	1000m	800m	600m	400m	200m
Section Times	1:25.94 [4] (0:14.29)	1:11.65 [6] (0:10.85)	1:00.80 [6] (0:11.48)	0:49.32 [6] (0:12.05)	0:37.27 [6] (0:12.22)	0:25.05 [4] (0:12.38)	0:12.67 [2] (0:12.67)
Average Speed [km/h]	50.6	65.4	61.8	59.8	60.4	59.4	56.8
Top Speed [km/h]	68.3	67.5	62.9	60.9	61.4	60.6	58.5
Avg. Dist. to Rail [m]	5.3	4.8	2.0	1.4	4.1	7.0	6.7
Avg. Stride Freq. [Hz]	2.3	2.4	2.4	2.3	2.4	2.4	2.4
Avg. Stride Length [m]	6.0	7.6	7.2	7.1	7.1	6.9	6.6



- [] Ranking at each section and finish
- .-.- No data available at this section
- NA No data available



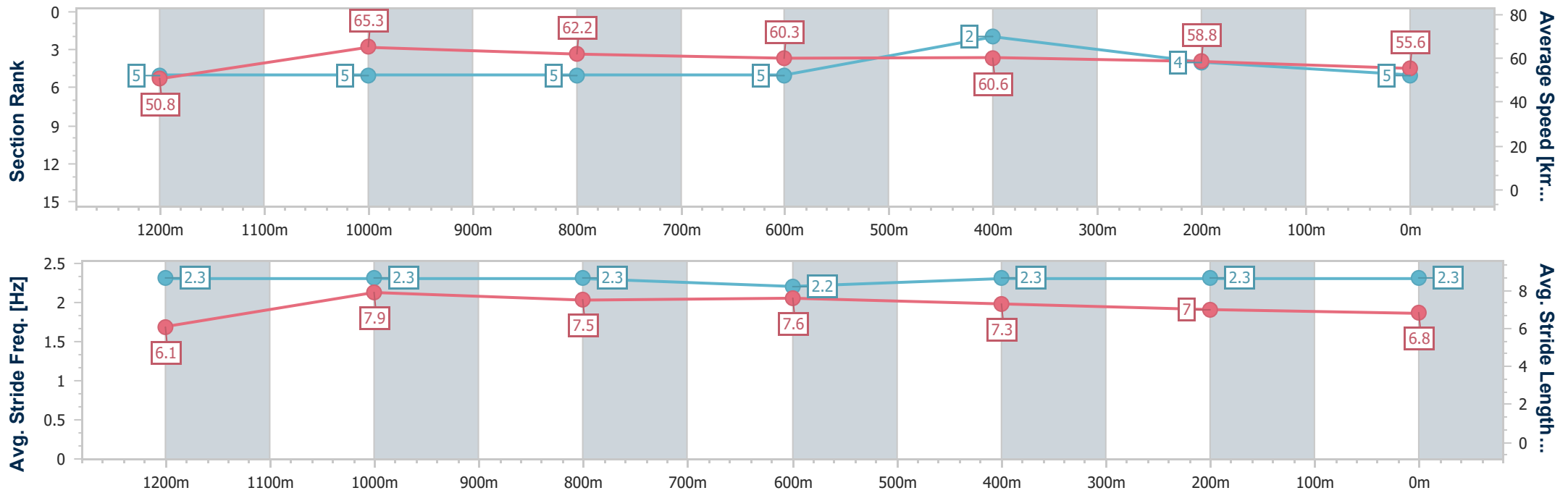
Horse/Jockey Name	Tycoon Lad
Final Rank	5
Fastest Section Time (Section)	0:10.84 (1200m)
Top Speed [km/h] (Section)	68.8 (Overall)
Race State	Finished



Ladbrokes Cannon Park QLD Professional
 Race 1: NIESAR PAINTING Maiden Handicap - 1400m
 24 August 2024 - 12:42
 Track Rating: Soft 7, Weather: Fine, Rail Position: True



Section	Overall	1200m	1000m	800m	600m	400m	200m
Section Times	1:26.25 [5] (0:14.24)	1:12.01 [5] (0:10.84)	1:01.17 [5] (0:11.51)	0:49.66 [5] (0:11.96)	0:37.70 [5] (0:12.23)	0:25.47 [2] (0:12.57)	0:12.90 [4] (0:12.90)
Average Speed [km/h]	50.8	65.3	62.2	60.3	60.6	58.8	55.6
Top Speed [km/h]	68.8	68.6	65.1	61.4	61.2	59.9	57.6
Avg. Dist. to Rail [m]	5.7	4.5	1.6	3.0	4.5	8.8	10.3
Avg. Stride Freq. [Hz]	2.3	2.3	2.3	2.2	2.3	2.3	2.3
Avg. Stride Length [m]	6.1	7.9	7.5	7.6	7.3	7.0	6.8



- [] Ranking at each section and finish
- .-.- No data available at this section
- NA No data available



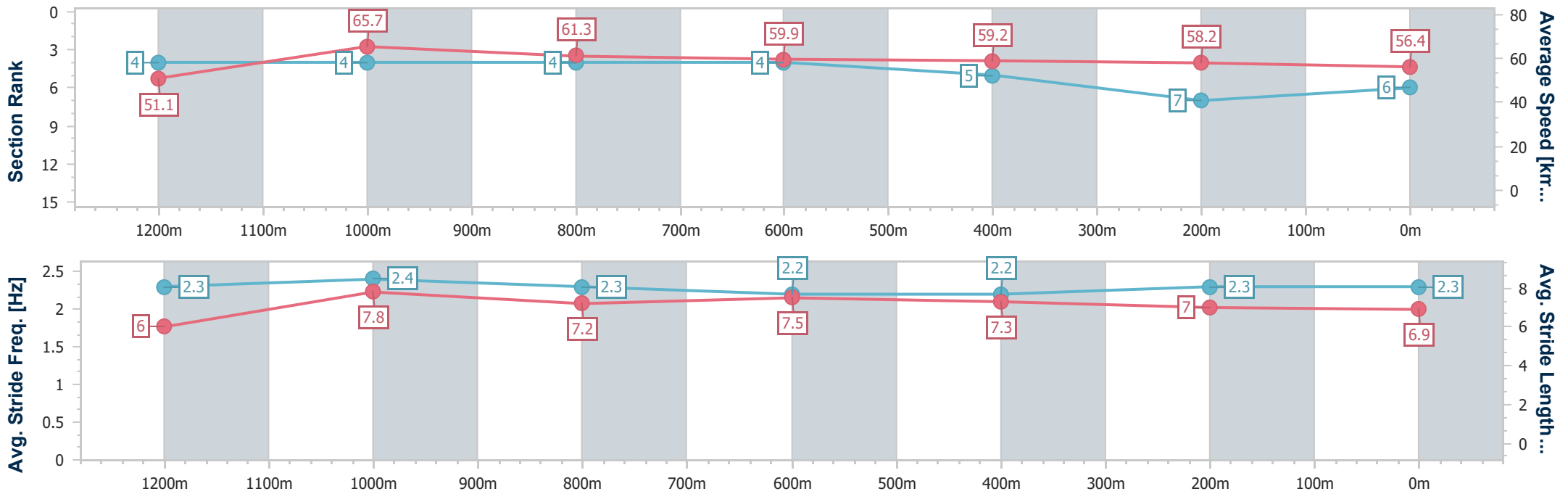
Horse/Jockey Name	He Can Jaja
Final Rank	6
Fastest Section Time (Section)	0:10.74 (1200m)
Top Speed [km/h] (Section)	68.6 (Overall)
Race State	Finished



Ladbrokes Cannon Park QLD Professional
 Race 1: NIESAR PAINTING Maiden Handicap - 1400m
 24 August 2024 - 12:42
 Track Rating: Soft 7, Weather: Fine, Rail Position: True



Section	Overall	1200m	1000m	800m	600m	400m	200m
Section Times	1:26.31 [6] (0:14.12)	1:12.19 [4] (0:10.74)	1:01.45 [4] (0:11.58)	0:49.87 [4] (0:12.06)	0:37.81 [4] (0:12.42)	0:25.39 [5] (0:12.61)	0:12.78 [7] (0:12.78)
Average Speed [km/h]	51.1	65.7	61.3	59.9	59.2	58.2	56.4
Top Speed [km/h]	68.6	67.6	62.8	61.8	60.4	59.5	58.3
Avg. Dist. to Rail [m]	4.4	5.7	2.0	1.6	3.3	7.4	8.1
Avg. Stride Freq. [Hz]	2.3	2.4	2.3	2.2	2.2	2.3	2.3
Avg. Stride Length [m]	6.0	7.8	7.2	7.5	7.3	7.0	6.9



- [] Ranking at each section and finish
- .-.- No data available at this section
- NA No data available



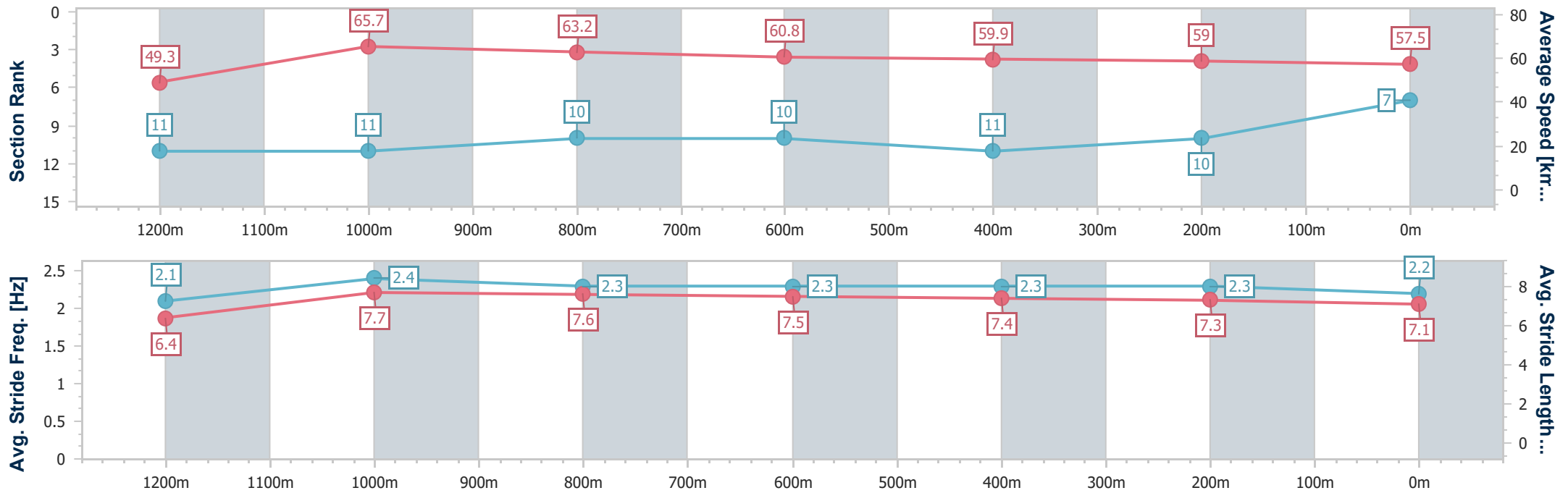
Horse/Jockey Name	Miss Farstar
Final Rank	7
Fastest Section Time (Section)	0:11.01 (1200m)
Top Speed [km/h] (Section)	68.7 (Overall)
Race State	Finished



Ladbrokes Cannon Park QLD Professional
 Race 1: NIESAR PAINTING Maiden Handicap - 1400m
 24 August 2024 - 12:42
 Track Rating: Soft 7, Weather: Fine, Rail Position: True



Section	Overall	1200m	1000m	800m	600m	400m	200m
Section Times	1:26.40 [7] (0:14.60)	1:11.80 [11] (0:11.01)	1:00.79 [11] (0:11.58)	0:49.21 [10] (0:11.82)	0:37.39 [10] (0:12.47)	0:24.92 [11] (0:12.38)	0:12.54 [10] (0:12.54)
Average Speed [km/h]	49.3	65.7	63.2	60.8	59.9	59.0	57.5
Top Speed [km/h]	68.7	67.4	64.7	62.7	61.4	60.3	59.6
Avg. Dist. to Rail [m]	2.3	0.7	2.8	4.6	6.0	7.5	11.1
Avg. Stride Freq. [Hz]	2.1	2.4	2.3	2.3	2.3	2.3	2.2
Avg. Stride Length [m]	6.4	7.7	7.6	7.5	7.4	7.3	7.1



- [] Ranking at each section and finish
- .-.- No data available at this section
- NA No data available



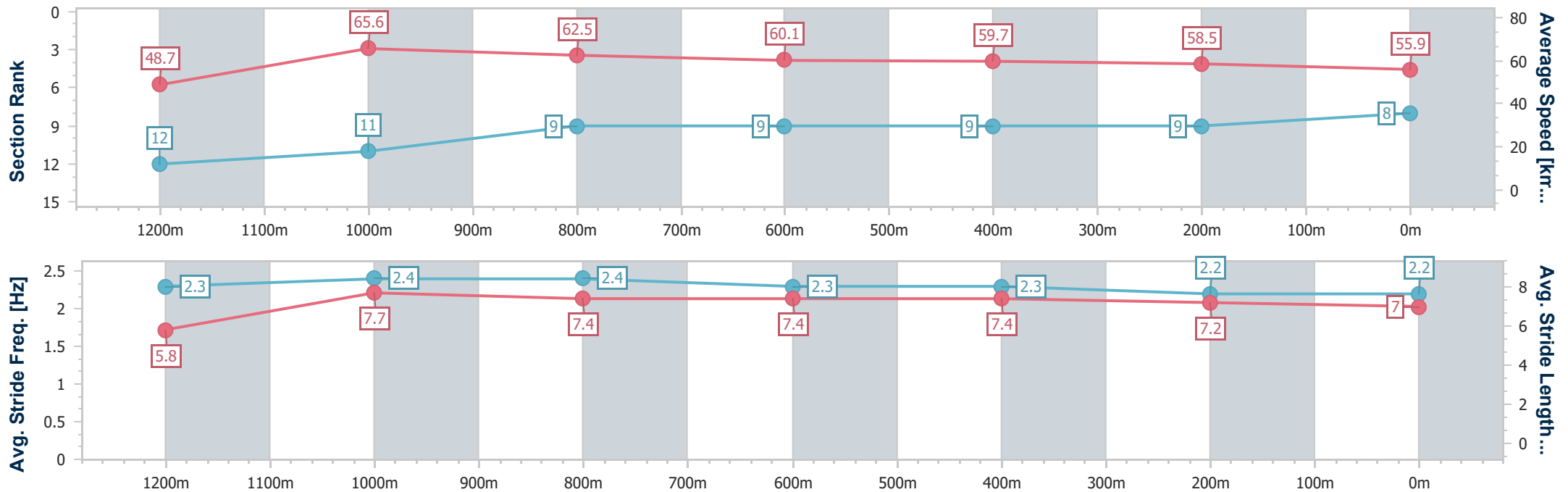
Horse/Jockey Name	Twenty Three Wall
Final Rank	8
Fastest Section Time (Section)	0:10.81 (1200m)
Top Speed [km/h] (Section)	69.4 (Overall)
Race State	Finished



Ladbroke's Cannon Park QLD Professional
 Race 1: NIESAR PAINTING Maiden Handicap - 1400m
 24 August 2024 - 12:42
 Track Rating: Soft 7, Weather: Fine, Rail Position: True



Section	Overall	1200m	1000m	800m	600m	400m	200m
Section Times	1:26.67 [8] (0:14.80)	1:11.87 [12] (0:10.81)	1:01.06 [11] (0:11.40)	0:49.66 [9] (0:11.99)	0:37.67 [9] (0:12.28)	0:25.39 [9] (0:12.55)	0:12.84 [9] (0:12.84)
Average Speed [km/h]	48.7	65.6	62.5	60.1	59.7	58.5	55.9
Top Speed [km/h]	69.4	69.3	63.4	63.4	60.8	59.3	58.6
Avg. Dist. to Rail [m]	3.1	4.2	1.7	1.8	3.3	6.8	9.3
Avg. Stride Freq. [Hz]	2.3	2.4	2.4	2.3	2.3	2.2	2.2
Avg. Stride Length [m]	5.8	7.7	7.4	7.4	7.4	7.2	7.0



- [] Ranking at each section and finish
- .-.- No data available at this section
- NA No data available



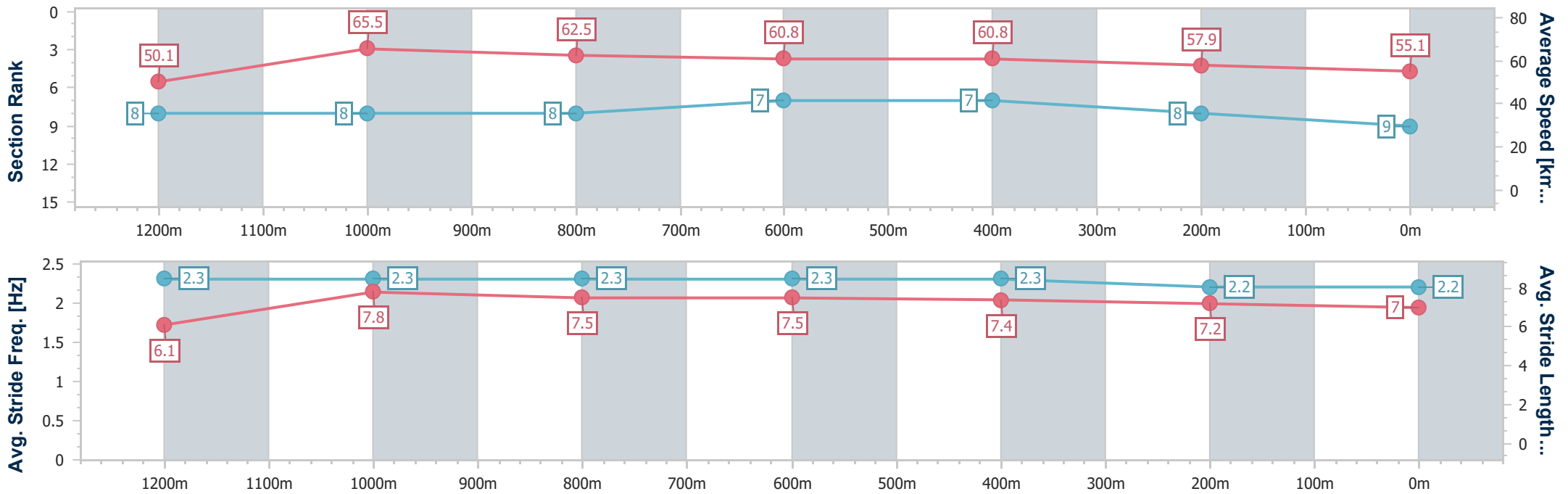
Horse/Jockey Name	Tymon
Final Rank	9
Fastest Section Time (Section)	0:10.95 (1200m)
Top Speed [km/h] (Section)	69.4 (1200m)
Race State	Finished



Ladbrokes Cannon Park QLD Professional
 Race 1: NIESAR PAINTING Maiden Handicap - 1400m
 24 August 2024 - 12:42
 Track Rating: Soft 7, Weather: Fine, Rail Position: True



Section	Overall	1200m	1000m	800m	600m	400m	200m
Section Times	1:26.83 [9] (0:14.40)	1:12.43 [8] (0:10.95)	1:01.48 [8] (0:11.55)	0:49.93 [8] (0:11.80)	0:38.13 [7] (0:12.30)	0:25.83 [7] (0:12.78)	0:13.05 [8] (0:13.05)
Average Speed [km/h]	50.1	65.5	62.5	60.8	60.8	57.9	55.1
Top Speed [km/h]	69.0	69.4	63.5	63.2	61.8	59.5	57.5
Avg. Dist. to Rail [m]	3.2	0.8	1.6	3.8	5.9	10.3	11.4
Avg. Stride Freq. [Hz]	2.3	2.3	2.3	2.3	2.3	2.2	2.2
Avg. Stride Length [m]	6.1	7.8	7.5	7.5	7.4	7.2	7.0



- [] Ranking at each section and finish
- .-.- No data available at this section
- NA No data available



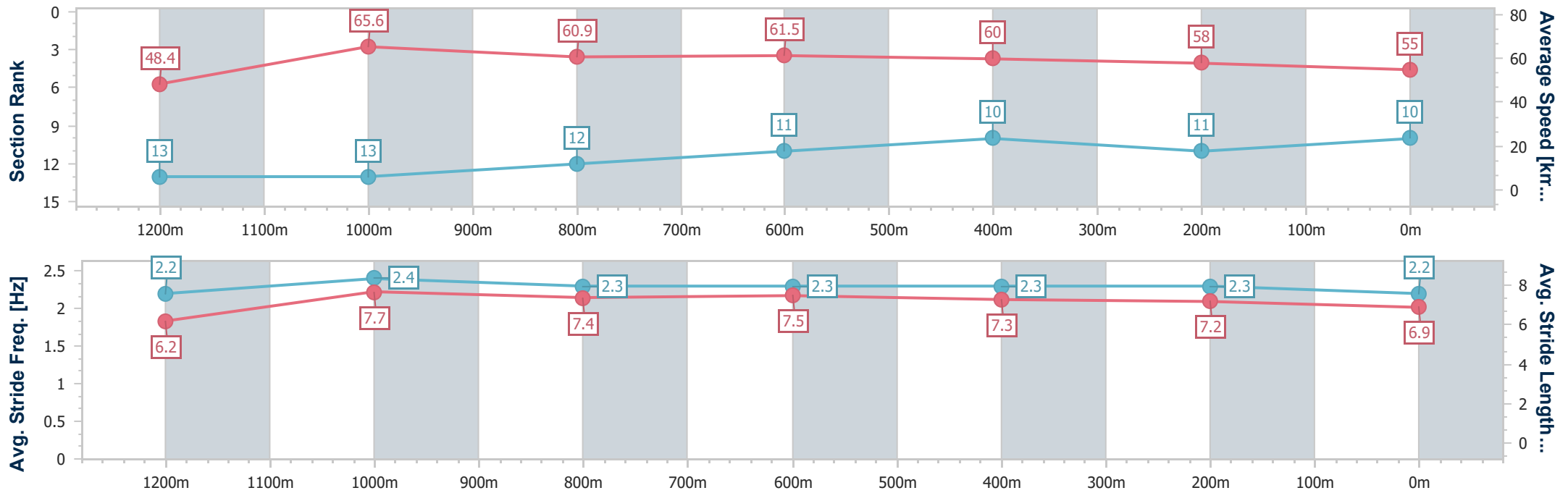
Horse/Jockey Name	Oxfordshire
Final Rank	10
Fastest Section Time (Section)	0:10.90 (1200m)
Top Speed [km/h] (Section)	68.9 (1200m)
Race State	Finished



Ladbrokes Cannon Park QLD Professional
 Race 1: NIESAR PAINTING Maiden Handicap - 1400m
 24 August 2024 - 12:42
 Track Rating: Soft 7, Weather: Fine, Rail Position: True



Section	Overall	1200m	1000m	800m	600m	400m	200m
Section Times	1:26.94 [10] (0:14.86)	1:12.08 [13] (0:10.90)	1:01.18 [13] (0:11.70)	0:49.48 [12] (0:11.69)	0:37.79 [11] (0:12.15)	0:25.64 [10] (0:12.59)	0:13.05 [11] (0:13.05)
Average Speed [km/h]	48.4	65.6	60.9	61.5	60.0	58.0	55.0
Top Speed [km/h]	68.1	68.9	62.4	62.5	61.3	59.2	59.2
Avg. Dist. to Rail [m]	3.5	2.9	1.5	1.5	1.9	5.8	9.2
Avg. Stride Freq. [Hz]	2.2	2.4	2.3	2.3	2.3	2.3	2.2
Avg. Stride Length [m]	6.2	7.7	7.4	7.5	7.3	7.2	6.9



- [] Ranking at each section and finish
- .-.- No data available at this section
- NA No data available



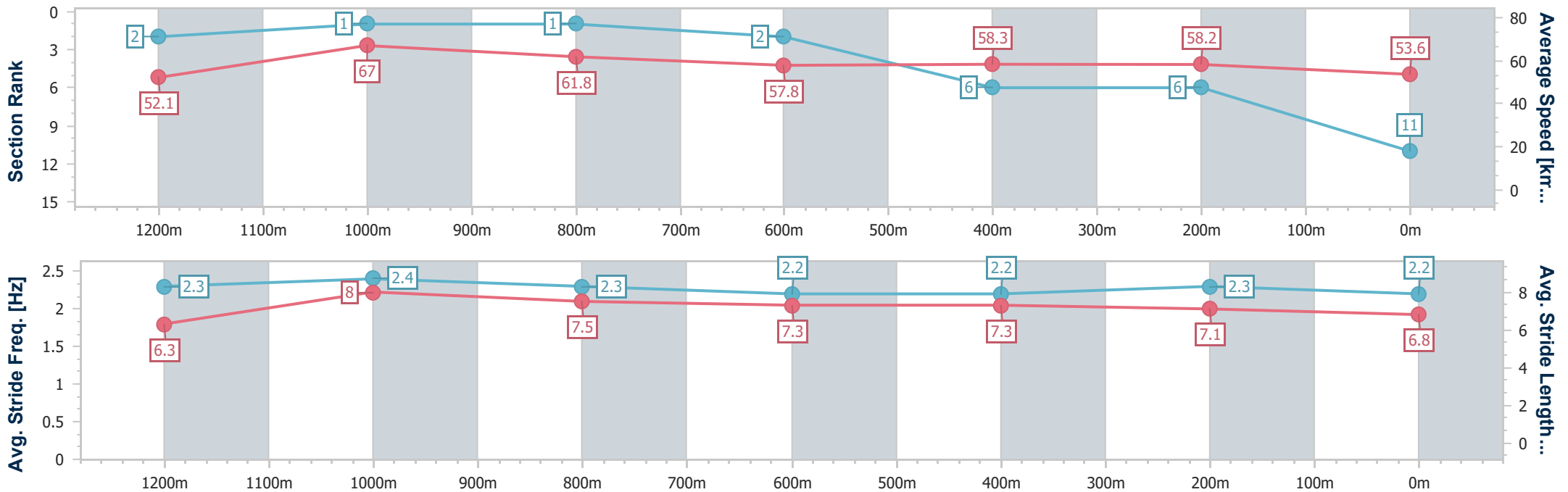
Horse/Jockey Name	Allدابurgers
Final Rank	11
Fastest Section Time (Section)	0:10.58 (1200m)
Top Speed [km/h] (Section)	70.0 (Overall)
Race State	Finished



Ladbrokes Cannon Park QLD Professional
 Race 1: NIESAR PAINTING Maiden Handicap - 1400m
 24 August 2024 - 12:42
 Track Rating: Soft 7, Weather: Fine, Rail Position: True



Section	Overall	1200m	1000m	800m	600m	400m	200m
Section Times	1:26.95 [11] (0:13.81)	1:13.14 [2] (0:10.58)	1:02.56 [1] (0:11.59)	0:50.97 [1] (0:12.42)	0:38.55 [2] (0:12.53)	0:26.02 [6] (0:12.60)	0:13.42 [6] (0:13.42)
Average Speed [km/h]	52.1	67.0	61.8	57.8	58.3	58.2	53.6
Top Speed [km/h]	70.0	69.2	63.8	59.7	58.9	59.1	56.1
Avg. Dist. to Rail [m]	4.9	5.4	1.5	1.1	1.8	6.3	5.9
Avg. Stride Freq. [Hz]	2.3	2.4	2.3	2.2	2.2	2.3	2.2
Avg. Stride Length [m]	6.3	8.0	7.5	7.3	7.3	7.1	6.8



- [] Ranking at each section and finish
- .-.- No data available at this section
- NA No data available



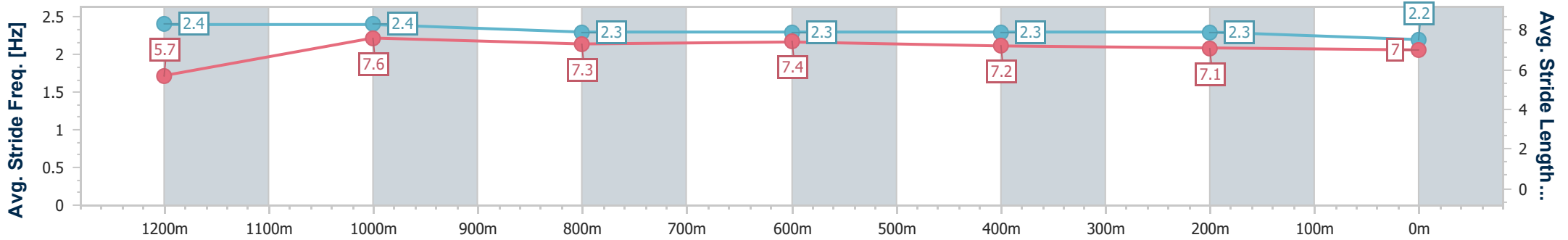
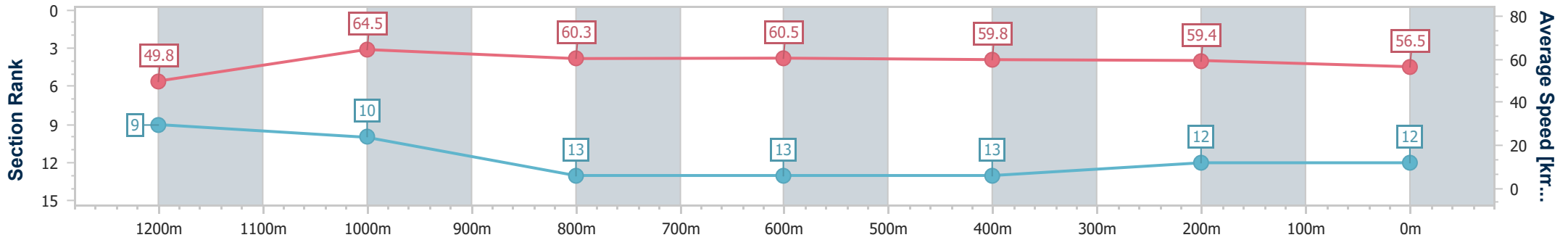
Horse/Jockey Name	Bledisloe
Final Rank	12
Fastest Section Time (Section)	0:11.08 (1200m)
Top Speed [km/h] (Section)	69.2 (Overall)
Race State	Finished



Ladbrokes Cannon Park QLD Professional
 Race 1: NIESAR PAINTING Maiden Handicap - 1400m
 24 August 2024 - 12:42
 Track Rating: Soft 7, Weather: Fine, Rail Position: True



Section	Overall	1200m	1000m	800m	600m	400m	200m
Section Times	1:27.03 [12] (0:14.48)	1:12.55 [9] (0:11.08)	1:01.47 [10] (0:12.05)	0:49.42 [13] (0:11.88)	0:37.54 [13] (0:12.37)	0:25.17 [13] (0:12.44)	0:12.73 [12] (0:12.73)
Average Speed [km/h]	49.8	64.5	60.3	60.5	59.8	59.4	56.5
Top Speed [km/h]	69.2	69.1	61.2	62.3	60.6	60.4	59.4
Avg. Dist. to Rail [m]	3.0	1.7	1.6	3.8	4.5	9.2	12.5
Avg. Stride Freq. [Hz]	2.4	2.4	2.3	2.3	2.3	2.3	2.2
Avg. Stride Length [m]	5.7	7.6	7.3	7.4	7.2	7.1	7.0



- [] Ranking at each section and finish
- .-.- No data available at this section
- NA No data available



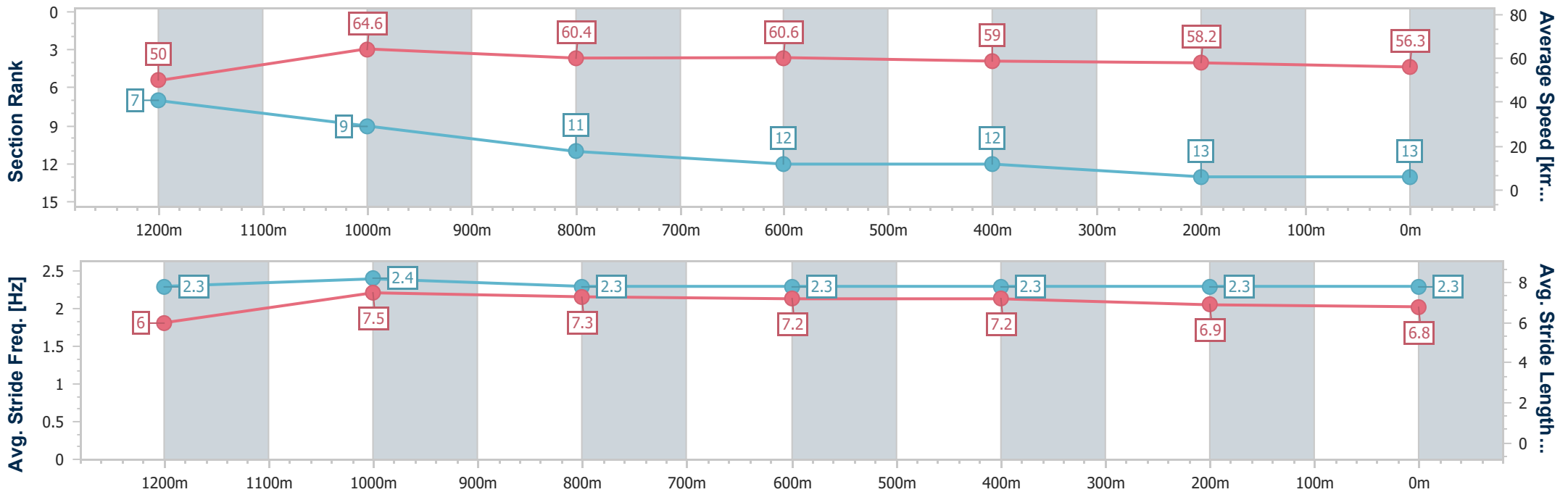
Horse/Jockey Name	Boogiewithmahbaby
Final Rank	13
Fastest Section Time (Section)	0:11.10 (1200m)
Top Speed [km/h] (Section)	68.3 (1200m)
Race State	Finished



Ladbrokes Cannon Park QLD Professional
 Race 1: NIESAR PAINTING Maiden Handicap - 1400m
 24 August 2024 - 12:42
 Track Rating: Soft 7, Weather: Fine, Rail Position: True



Section	Overall	1200m	1000m	800m	600m	400m	200m
Section Times	1:27.15 [13] (0:14.38)	1:12.77 [7] (0:11.10)	1:01.67 [9] (0:11.96)	0:49.71 [11] (0:11.88)	0:37.83 [12] (0:12.51)	0:25.32 [12] (0:12.57)	0:12.75 [13] (0:12.75)
Average Speed [km/h]	50.0	64.6	60.4	60.6	59.0	58.2	56.3
Top Speed [km/h]	68.2	68.3	62.4	62.3	60.5	59.3	59.1
Avg. Dist. to Rail [m]	3.1	2.8	1.7	4.7	4.1	5.8	5.9
Avg. Stride Freq. [Hz]	2.3	2.4	2.3	2.3	2.3	2.3	2.3
Avg. Stride Length [m]	6.0	7.5	7.3	7.2	7.2	6.9	6.8



- [] Ranking at each section and finish
- .-.- No data available at this section
- NA No data available



Ladbrokes Cannon Park QLD Professional

Race 2: LEXUS OF CAIRNS BENCHMARK 58 Handicap - 1250m

24 August 2024 - 13:19



Track Rating: Soft 7, Weather: Fine, Rail Position: True

Section		Overall	1000m	800m	600m	400m	200m	Last 600m					
Field Times		1:15.65 (0:16.45)	0:59.20 (0:11.77)	0:47.43 (0:11.80)	0:35.63 (0:11.86)	0:23.77 (0:11.80)	0:11.97 (0:11.97)	0:35.63					
Rank	TAB Horse/Jockey	Barrier	Top Speed [km/h]	Fastest Section				Margin	Distance Travelled [m]				
1	10 CITY OF BOULDER Jace McMurray	4	64.8 400m	0:11.57 600m	1:15.65 [1] (0:16.81)	0:58.84 [4] (0:11.94)	0:46.90 [5] (0:11.76)	0:35.14 [6] (0:11.57)	0:23.57 [4] (0:11.71)	0:11.86 [3] (0:11.86)	1:15.65	0:35.14	
2	8 LEAN EAGLE Ryan Wiggins	7	64.8 400m	0:11.69 400m	1:15.68 [2] (0:16.83)	0:58.85 [6] (0:11.83)	0:47.02 [4] (0:11.81)	0:35.21 [5] (0:11.82)	0:23.39 [5] (0:11.69)	0:11.70 [5] (0:11.70)	0.22L	0:35.21	+5
3	3 GOING NUCLEAR Chris Whiteley	5	64.3 400m	0:11.62 800m	1:15.70 [3] (0:17.17)	0:58.53 [9] (0:11.87)	0:46.66 [9] (0:11.62)	0:35.04 [8] (0:11.68)	0:23.36 [6] (0:11.62)	0:11.74 [4] (0:11.74)	0.34L	0:35.04	+8
4	2 BOOGIE WONDERLAND Ashley Butler	3	65.1 Overall	0:11.68 600m	1:15.87 [4] (0:16.58)	0:59.29 [2] (0:11.80)	0:47.49 [3] (0:11.82)	0:35.67 [3] (0:11.68)	0:23.99 [1] (0:11.80)	0:12.19 [1] (0:12.19)	1.31L	0:35.67	+2
5	7 LORD POWER Lacey Morrison	11	65.7 Overall	0:11.70 400m	1:16.01 [5] (0:16.45)	0:59.56 [1] (0:11.77)	0:47.79 [1] (0:11.85)	0:35.94 [2] (0:11.92)	0:24.02 [2] (0:11.70)	0:12.32 [2] (0:12.32)	2.12L	0:35.94	+5
6	9 THEGIRLSGOTTHIS Isabella Teh	8	65.6 1000m	0:11.53 1000m	1:16.50 [6] (0:16.79)	0:59.71 [3] (0:11.53)	0:48.18 [2] (0:11.70)	0:36.48 [1] (0:12.04)	0:24.44 [3] (0:12.16)	0:12.28 [6] (0:12.28)	5.04L	0:36.48	+8
7	6 GAMADALE NIP Pietro Romeo	9	64.6 Overall	0:11.73 800m	1:16.61 [7] (0:16.96)	0:59.65 [7] (0:11.87)	0:47.78 [7] (0:11.73)	0:36.05 [7] (0:11.78)	0:24.27 [7] (0:12.15)	0:12.12 [7] (0:12.12)	5.66L	0:36.05	+5
8	11 MISHANI MENACE Jackson Murphy	1	64.4 Overall	0:11.83 600m	1:17.04 [8] (0:17.00)	1:00.04 [8] (0:11.87)	0:48.17 [8] (0:11.90)	0:36.27 [9] (0:11.83)	0:24.44 [9] (0:12.15)	0:12.29 [8] (0:12.29)	8.18L	0:36.27	+3
9	4 BIG TOWN Nathan Thomas	10	65.5 1000m	0:11.63 800m	1:17.69 [9] (0:16.81)	1:00.88 [4] (0:11.97)	0:48.91 [6] (0:11.63)	0:37.28 [4] (0:11.95)	0:25.33 [8] (0:12.45)	0:12.88 [9] (0:12.88)	12L	0:37.28	+16

Scratched: Spirit Meister (#1), Five Bulls (#5)

[] Ranking at each section and finish
 -:-:- No data available at this section
 NA No data available

SCN Saddle cloth number
 DNF Did not finish
 DNT Did not track



Horse/Jockey Name	City Of Boulder
Final Rank	1
Fastest Section Time (Section)	0:11.57 (600m)
Top Speed [km/h] (Section)	64.8 (400m)
Race State	Finished



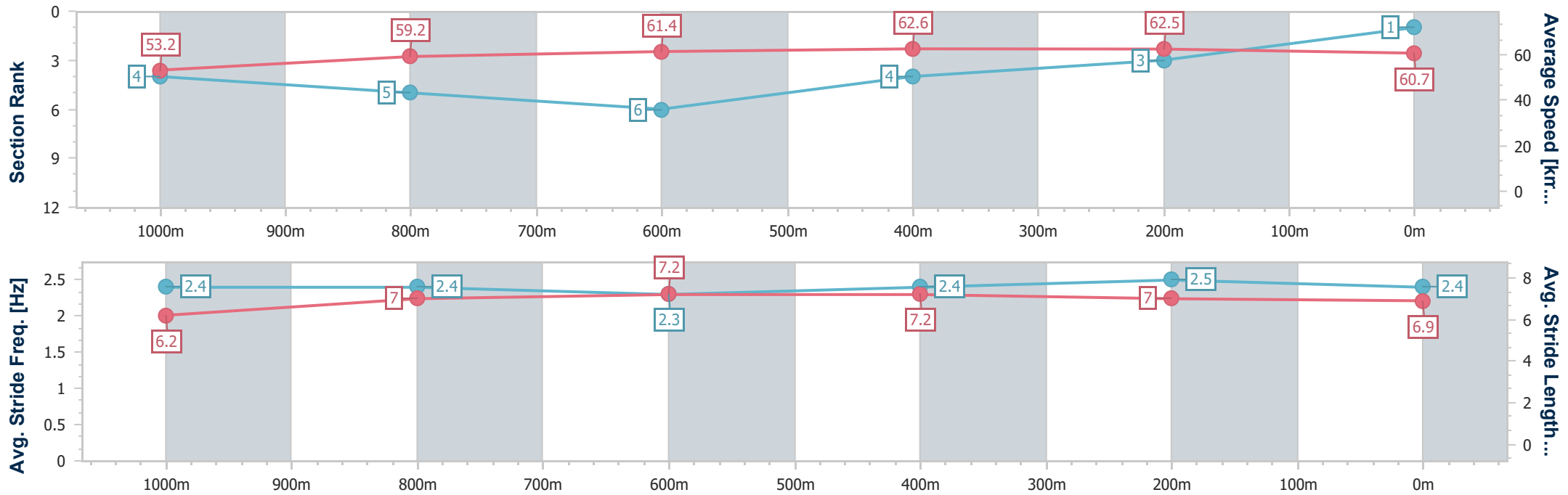
Ladbrokes Cannon Park QLD Professional
Race 2: LEXUS OF CAIRNS BENCHMARK 58 Handicap - 1250m



24 August 2024 - 13:19

Track Rating: Soft 7, Weather: Fine, Rail Position: True

Section	Overall	1000m	800m	600m	400m	200m
Section Times	1:15.65 [1] (0:16.81)	0:58.84 [4] (0:11.94)	0:46.90 [5] (0:11.76)	0:35.14 [6] (0:11.57)	0:23.57 [4] (0:11.71)	0:11.86 [3] (0:11.86)
Average Speed [km/h]	53.2	59.2	61.4	62.6	62.5	60.7
Top Speed [km/h]	64.0	63.1	62.1	64.6	64.8	63.7
Avg. Dist. to Rail [m]	2.3	1.8	0.5	1.2	8.4	10.9
Avg. Stride Freq. [Hz]	2.4	2.4	2.3	2.4	2.5	2.4
Avg. Stride Length [m]	6.2	7.0	7.2	7.2	7.0	6.9



- [] Ranking at each section and finish
- .-.- No data available at this section
- NA No data available



Horse/Jockey Name	Lean Eagle
Final Rank	2
Fastest Section Time (Section)	0:11.69 (400m)
Top Speed [km/h] (Section)	64.8 (400m)
Race State	Finished



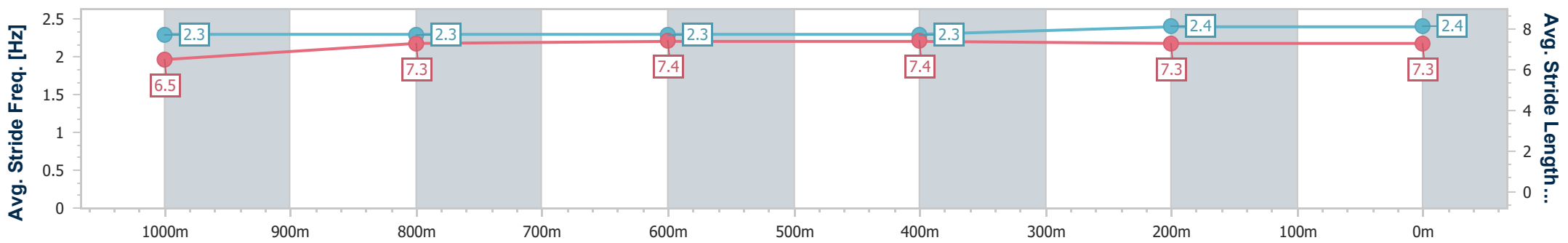
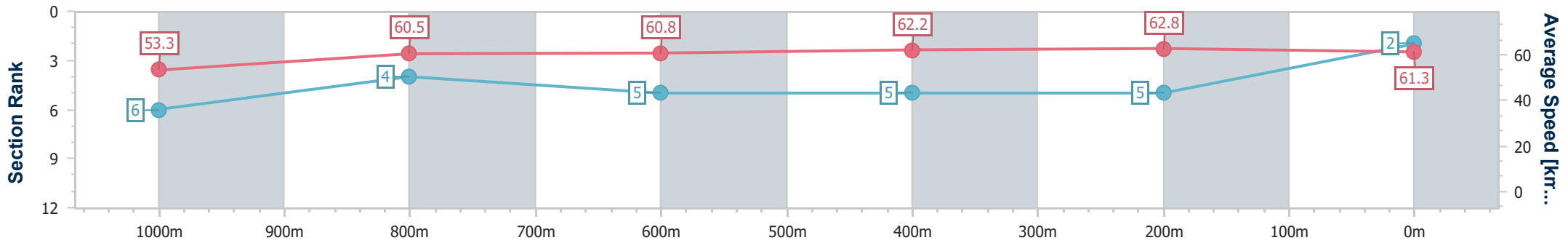
Ladbrokes Cannon Park QLD Professional
Race 2: LEXUS OF CAIRNS BENCHMARK 58 Handicap - 1250m



24 August 2024 - 13:19

Track Rating: Soft 7, Weather: Fine, Rail Position: True

Section	Overall	1000m	800m	600m	400m	200m
Section Times	1:15.68 [2] (0:16.83)	0:58.85 [6] (0:11.83)	0:47.02 [4] (0:11.81)	0:35.21 [5] (0:11.82)	0:23.39 [5] (0:11.69)	0:11.70 [5] (0:11.70)
Average Speed [km/h]	53.3	60.5	60.8	62.2	62.8	61.3
Top Speed [km/h]	64.1	64.0	61.8	64.2	64.8	64.8
Avg. Dist. to Rail [m]	1.7	1.0	1.7	2.9	8.4	11.2
Avg. Stride Freq. [Hz]	2.3	2.3	2.3	2.3	2.4	2.4
Avg. Stride Length [m]	6.5	7.3	7.4	7.4	7.3	7.3



- [] Ranking at each section and finish
- .-.- No data available at this section
- NA No data available



Horse/Jockey Name	Going Nuclear
Final Rank	3
Fastest Section Time (Section)	0:11.62 (800m)
Top Speed [km/h] (Section)	64.3 (400m)
Race State	Finished



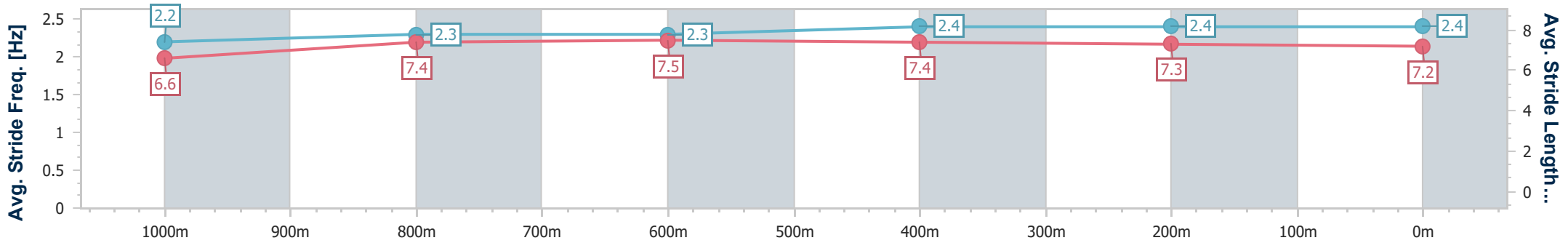
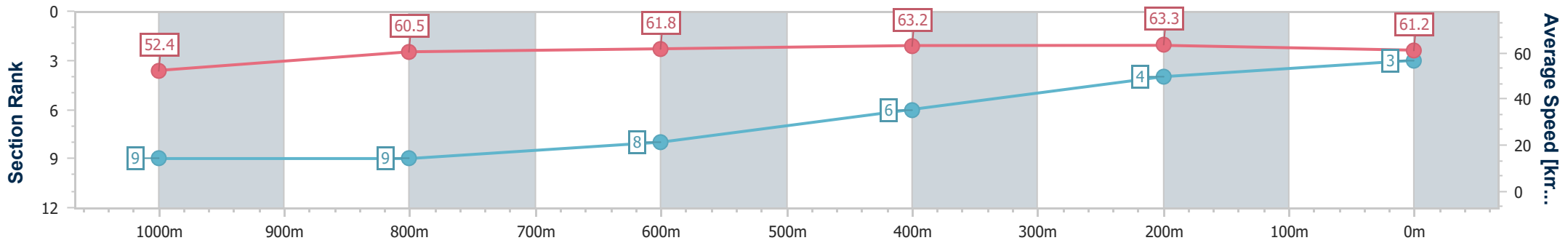
Ladbrokes Cannon Park QLD Professional
Race 2: LEXUS OF CAIRNS BENCHMARK 58 Handicap - 1250m



24 August 2024 - 13:19

Track Rating: Soft 7, Weather: Fine, Rail Position: True

Section	Overall	1000m	800m	600m	400m	200m
Section Times	1:15.70 [3] (0:17.17)	0:58.53 [9] (0:11.87)	0:46.66 [9] (0:11.62)	0:35.04 [8] (0:11.68)	0:23.36 [6] (0:11.62)	0:11.74 [4] (0:11.74)
Average Speed [km/h]	52.4	60.5	61.8	63.2	63.3	61.2
Top Speed [km/h]	62.8	63.7	64.0	64.2	64.3	63.5
Avg. Dist. to Rail [m]	1.2	1.0	2.1	3.4	9.9	13.2
Avg. Stride Freq. [Hz]	2.2	2.3	2.3	2.4	2.4	2.4
Avg. Stride Length [m]	6.6	7.4	7.5	7.4	7.3	7.2



- [] Ranking at each section and finish
- .-.- No data available at this section
- NA No data available



Horse/Jockey Name	Boogie Wonderland
Final Rank	4
Fastest Section Time (Section)	0:11.68 (600m)
Top Speed [km/h] (Section)	65.1 (Overall)
Race State	Finished



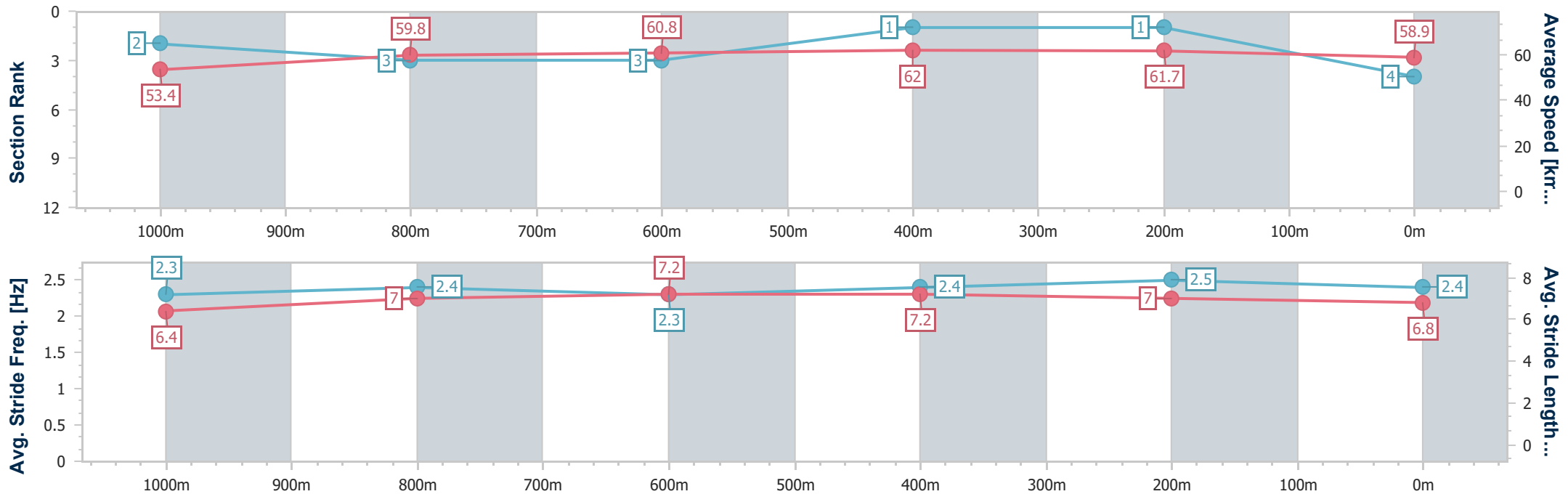
Ladbrokes Cannon Park QLD Professional
Race 2: LEXUS OF CAIRNS BENCHMARK 58 Handicap - 1250m



24 August 2024 - 13:19

Track Rating: Soft 7, Weather: Fine, Rail Position: True

Section	Overall	1000m	800m	600m	400m	200m
Section Times	1:15.87 [4] (0:16.58)	0:59.29 [2] (0:11.80)	0:47.49 [3] (0:11.82)	0:35.67 [3] (0:11.68)	0:23.99 [1] (0:11.80)	0:12.19 [1] (0:12.19)
Average Speed [km/h]	53.4	59.8	60.8	62.0	61.7	58.9
Top Speed [km/h]	65.1	62.0	61.7	62.8	63.5	60.8
Avg. Dist. to Rail [m]	5.7	2.9	0.3	0.9	4.3	4.9
Avg. Stride Freq. [Hz]	2.3	2.4	2.3	2.4	2.5	2.4
Avg. Stride Length [m]	6.4	7.0	7.2	7.2	7.0	6.8



- [] Ranking at each section and finish
- .-.- No data available at this section
- NA No data available



Horse/Jockey Name	Lord Power
Final Rank	5
Fastest Section Time (Section)	0:11.70 (400m)
Top Speed [km/h] (Section)	65.7 (Overall)
Race State	Finished



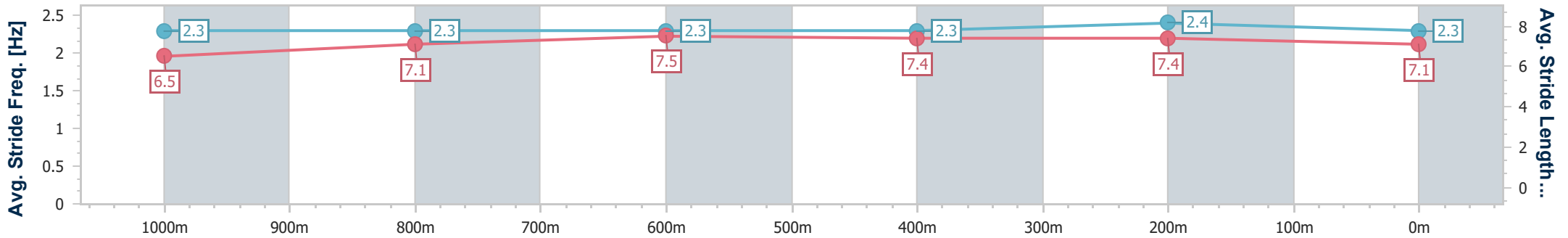
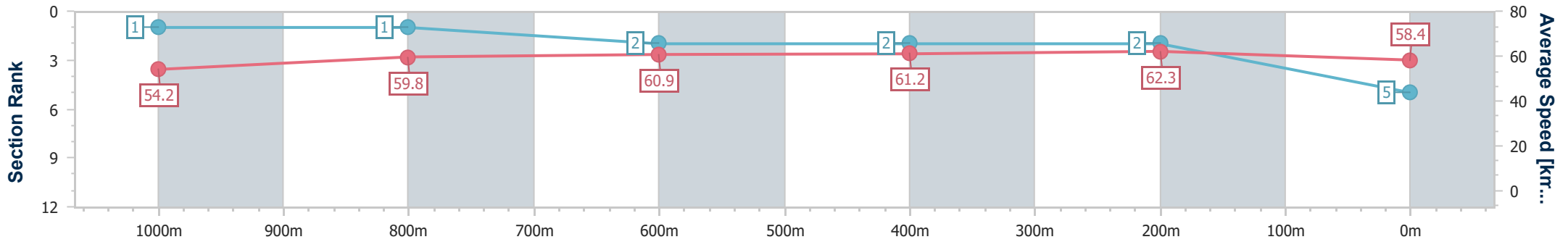
Ladbrokes Cannon Park QLD Professional
Race 2: LEXUS OF CAIRNS BENCHMARK 58 Handicap - 1250m



24 August 2024 - 13:19

Track Rating: Soft 7, Weather: Fine, Rail Position: True

Section	Overall	1000m	800m	600m	400m	200m
Section Times	1:16.01 [5] (0:16.45)	0:59.56 [1] (0:11.77)	0:47.79 [1] (0:11.85)	0:35.94 [2] (0:11.92)	0:24.02 [2] (0:11.70)	0:12.32 [2] (0:12.32)
Average Speed [km/h]	54.2	59.8	60.9	61.2	62.3	58.4
Top Speed [km/h]	65.7	63.1	61.2	63.3	63.1	61.6
Avg. Dist. to Rail [m]	2.9	3.0	1.1	2.0	5.4	7.3
Avg. Stride Freq. [Hz]	2.3	2.3	2.3	2.3	2.4	2.3
Avg. Stride Length [m]	6.5	7.1	7.5	7.4	7.4	7.1



- [] Ranking at each section and finish
- .-.-.- No data available at this section
- NA No data available



Horse/Jockey Name	Thegirlsgotthis
Final Rank	6
Fastest Section Time (Section)	0:11.53 (1000m)
Top Speed [km/h] (Section)	65.6 (1000m)
Race State	Finished



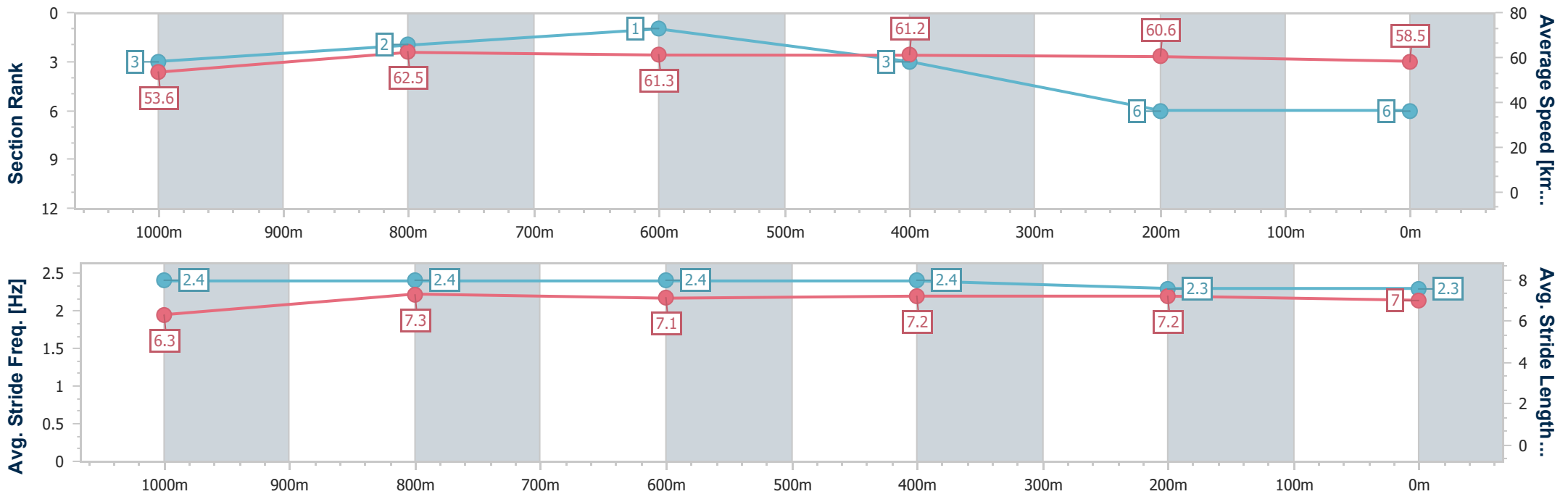
Ladbrokes Cannon Park QLD Professional
Race 2: LEXUS OF CAIRNS BENCHMARK 58 Handicap - 1250m

24 August 2024 - 13:19

Track Rating: Soft 7, Weather: Fine, Rail Position: True



Section	Overall	1000m	800m	600m	400m	200m
Section Times	1:16.50 [6] (0:16.79)	0:59.71 [3] (0:11.53)	0:48.18 [2] (0:11.70)	0:36.48 [1] (0:12.04)	0:24.44 [3] (0:12.16)	0:12.28 [6] (0:12.28)
Average Speed [km/h]	53.6	62.5	61.3	61.2	60.6	58.5
Top Speed [km/h]	65.6	65.6	63.0	61.9	61.6	61.0
Avg. Dist. to Rail [m]	2.5	1.6	2.2	3.5	8.9	9.1
Avg. Stride Freq. [Hz]	2.4	2.4	2.4	2.4	2.3	2.3
Avg. Stride Length [m]	6.3	7.3	7.1	7.2	7.2	7.0



- [] Ranking at each section and finish
- .-.- No data available at this section
- NA No data available



Horse/Jockey Name	Gamadale Nip
Final Rank	7
Fastest Section Time (Section)	0:11.73 (800m)
Top Speed [km/h] (Section)	64.6 (Overall)
Race State	Finished



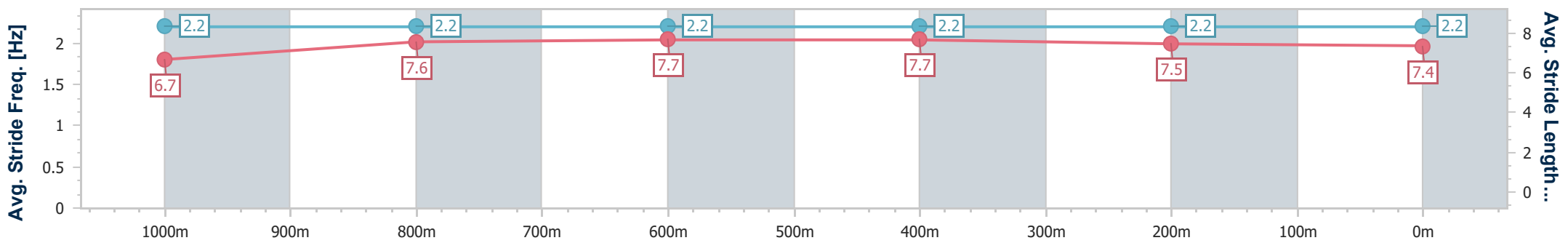
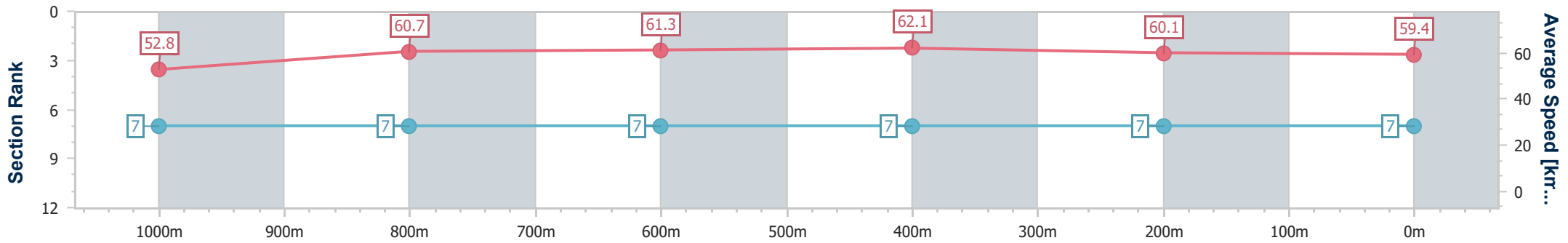
Ladbrokes Cannon Park QLD Professional
Race 2: LEXUS OF CAIRNS BENCHMARK 58 Handicap - 1250m



24 August 2024 - 13:19

Track Rating: Soft 7, Weather: Fine, Rail Position: True

Section	Overall	1000m	800m	600m	400m	200m
Section Times	1:16.61 [7] (0:16.96)	0:59.65 [7] (0:11.87)	0:47.78 [7] (0:11.73)	0:36.05 [7] (0:11.78)	0:24.27 [7] (0:12.15)	0:12.12 [7] (0:12.12)
Average Speed [km/h]	52.8	60.7	61.3	62.1	60.1	59.4
Top Speed [km/h]	64.6	64.5	62.9	62.9	61.8	60.4
Avg. Dist. to Rail [m]	2.1	1.1	1.4	2.0	8.0	11.5
Avg. Stride Freq. [Hz]	2.2	2.2	2.2	2.2	2.2	2.2
Avg. Stride Length [m]	6.7	7.6	7.7	7.7	7.5	7.4



- [] Ranking at each section and finish
- .-.- No data available at this section
- NA No data available



Horse/Jockey Name	Mishani Menace
Final Rank	8
Fastest Section Time (Section)	0:11.83 (600m)
Top Speed [km/h] (Section)	64.4 (Overall)
Race State	Finished



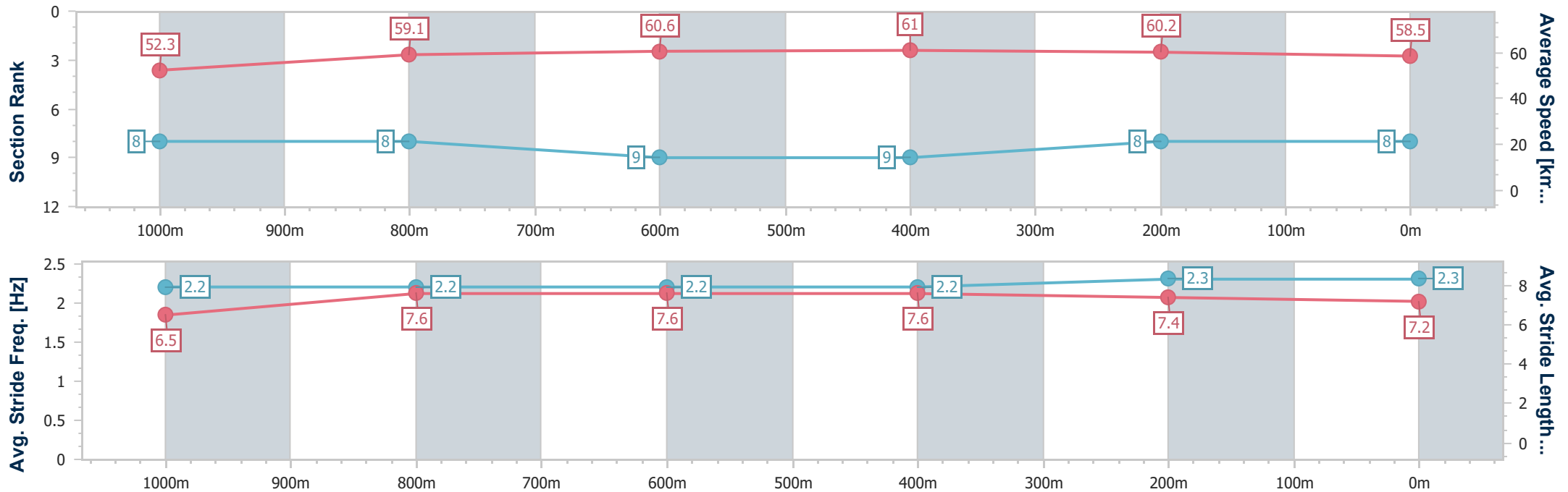
Ladbrokes Cannon Park QLD Professional
Race 2: LEXUS OF CAIRNS BENCHMARK 58 Handicap - 1250m



24 August 2024 - 13:19

Track Rating: Soft 7, Weather: Fine, Rail Position: True

Section	Overall	1000m	800m	600m	400m	200m
Section Times	1:17.04 [8] (0:17.00)	1:00.04 [8] (0:11.87)	0:48.17 [8] (0:11.90)	0:36.27 [9] (0:11.83)	0:24.44 [9] (0:12.15)	0:12.29 [8] (0:12.29)
Average Speed [km/h]	52.3	59.1	60.6	61.0	60.2	58.5
Top Speed [km/h]	64.4	61.6	61.9	62.1	61.0	60.7
Avg. Dist. to Rail [m]	2.6	3.5	0.7	1.2	6.1	8.8
Avg. Stride Freq. [Hz]	2.2	2.2	2.2	2.2	2.3	2.3
Avg. Stride Length [m]	6.5	7.6	7.6	7.6	7.4	7.2



- [] Ranking at each section and finish
- .-.- No data available at this section
- NA No data available



Horse/Jockey Name	Big Town
Final Rank	9
Fastest Section Time (Section)	0:11.63 (800m)
Top Speed [km/h] (Section)	65.5 (1000m)
Race State	Finished



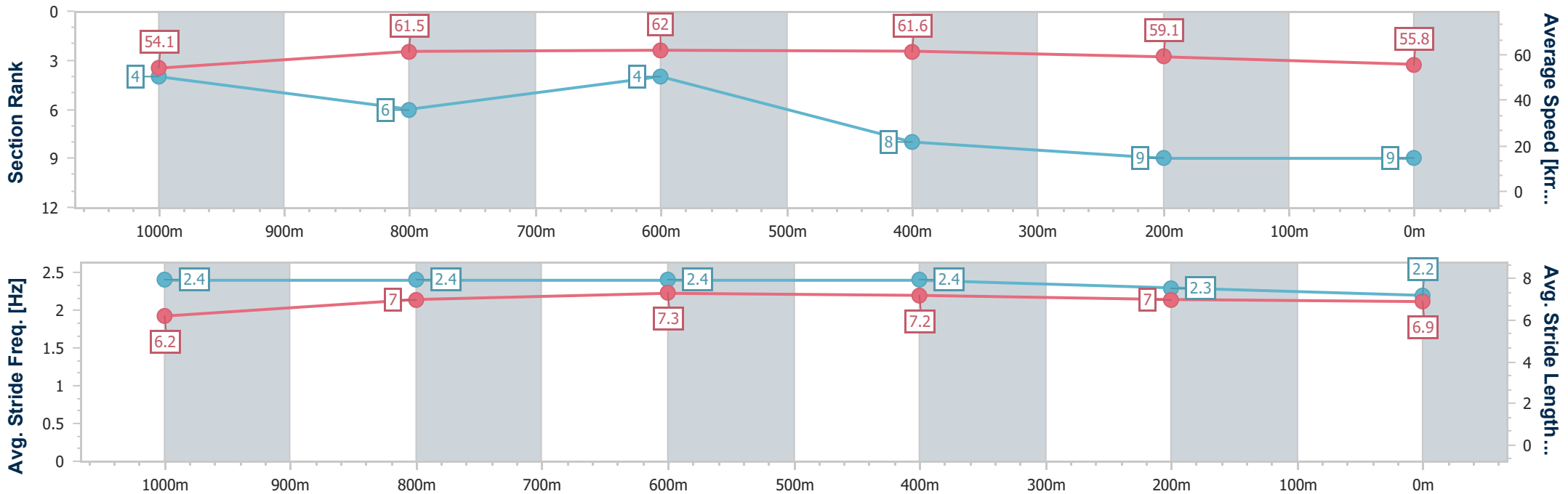
Ladbrokes Cannon Park QLD Professional
Race 2: LEXUS OF CAIRNS BENCHMARK 58 Handicap - 1250m



24 August 2024 - 13:19

Track Rating: Soft 7, Weather: Fine, Rail Position: True

Section	Overall	1000m	800m	600m	400m	200m
Section Times	1:17.69 [9] (0:16.81)	1:00.88 [4] (0:11.97)	0:48.91 [6] (0:11.63)	0:37.28 [4] (0:11.95)	0:25.33 [8] (0:12.45)	0:12.88 [9] (0:12.88)
Average Speed [km/h]	54.1	61.5	62.0	61.6	59.1	55.8
Top Speed [km/h]	65.1	65.5	63.6	62.9	60.0	59.8
Avg. Dist. to Rail [m]	5.4	4.1	4.3	3.6	9.2	9.7
Avg. Stride Freq. [Hz]	2.4	2.4	2.4	2.4	2.3	2.2
Avg. Stride Length [m]	6.2	7.0	7.3	7.2	7.0	6.9



- [] Ranking at each section and finish
- .-.- No data available at this section
- NA No data available



Ladbrokes Cannon Park QLD Professional

Race 3: PICCONES FAMILY OF COMPANIES BENCHMARK 58 Handicap - 1250m

24 August 2024 - 13:54



Track Rating: Soft 7, Weather: Fine, Rail Position: True

Section		Overall	1000m	800m	600m	400m	200m	Last 600m					
Field Times		1:15.17 (0:15.81)	0:59.36 (0:10.85)	0:48.51 (0:11.31)	0:37.20 (0:11.83)	0:25.37 (0:12.45)	0:12.92 (0:12.92)	0:37.20					
Rank	TAB Horse/Jockey	Barrier	Top Speed [km/h]	Fastest Section	Margin	Distance Travelled [m]							
1	3 IMPARDOO Lacey Morrison	3	68.3	0:10.93	1:15.17 [1] (0:16.32)	0:58.85 [5] (0:10.93)	0:47.92 [6] (0:11.23)	0:36.69 [5] (0:11.74)	0:24.95 [2] (0:12.15)	0:12.80 [2] (0:12.80)	1:15.17	0:36.69	
2	2 LIDDER VALLEY Tyler Leslight	2	68.5	0:11.02	1:15.24 [2] (0:16.38)	0:58.86 [8] (0:11.02)	0:47.84 [7] (0:11.23)	0:36.61 [7] (0:11.67)	0:24.94 [5] (0:12.20)	0:12.74 [3] (0:12.74)	0.45L	0:36.61	-6
3	5 OVOID Isabella Teh	11	69.8	0:10.85	1:15.25 [3] (0:15.81)	0:59.44 [1] (0:10.85)	0:48.59 [1] (0:11.31)	0:37.28 [1] (0:11.83)	0:25.45 [1] (0:12.45)	0:13.00 [1] (0:13.00)	0.52L	0:37.28	+4
4	7 LADY DAMUS Ryan Wiggins	6	67.0	0:11.13	1:15.36 [4] (0:16.57)	0:58.79 [10] (0:11.18)	0:47.61 [10] (0:11.13)	0:36.48 [9] (0:11.44)	0:25.04 [6] (0:12.24)	0:12.80 [4] (0:12.80)	1.16L	0:36.48	+9
5	1 BURNS TO EMBRACE Georgina Cartwright	4	67.6	0:11.13	1:15.37 [5] (0:16.12)	0:59.25 [4] (0:11.13)	0:48.12 [5] (0:11.35)	0:36.77 [6] (0:11.93)	0:24.84 [8] (0:12.37)	0:12.47 [8] (0:12.47)	1.21L	0:36.77	-1
6	4 WITNESS ATTACK Graham Kliese	5	66.9	0:11.12	1:15.40 [6] (0:16.54)	0:58.86 [9] (0:11.12)	0:47.74 [8] (0:11.19)	0:36.55 [8] (0:11.77)	0:24.78 [9] (0:12.24)	0:12.54 [7] (0:12.54)	1.36L	0:36.55	-4
7	9 SONIC LIGHT Jackson Murphy	1	69.4	0:11.02	1:15.90 [7] (0:15.97)	0:59.93 [3] (0:11.02)	0:48.91 [4] (0:11.25)	0:37.66 [4] (0:12.00)	0:25.66 [3] (0:12.50)	0:13.16 [5] (0:13.16)	4.3L	0:37.66	+0
8	11 ROSE OF ATHENS Corey Bayliss	8	67.4	0:11.07	1:15.94 [8] (0:15.90)	1:00.04 [2] (0:11.07)	0:48.97 [3] (0:11.23)	0:37.74 [3] (0:12.18)	0:25.56 [7] (0:12.56)	0:13.00 [9] (0:13.00)	4.54L	0:37.74	+4
9	10 CALL ME HILTON Chelsea Jokic	7	68.3	0:11.04	1:16.39 [9] (0:17.09)	0:59.30 [12] (0:11.04)	0:48.26 [12] (0:11.04)	0:37.22 [11] (0:11.82)	0:25.40 [12] (0:12.34)	0:13.06 [10] (0:13.06)	7.18L	0:37.22	+8
10	6 GUAPO Michael Cahill	10	70.1	0:10.55	1:16.54 [10] (0:16.32)	1:00.22 [6] (0:10.55)	0:49.67 [2] (0:11.27)	0:38.40 [2] (0:12.15)	0:26.25 [4] (0:12.56)	0:13.69 [6] (0:13.69)	8.1L	0:38.40	-7

[] Ranking at each section and finish
 -:-:- No data available at this section
 NA No data available

SCN Saddle cloth number
 DNF Did not finish
 DNT Did not track



Ladbrokes Cannon Park QLD Professional

Race 3: PICCONES FAMILY OF COMPANIES BENCHMARK 58 Handicap - 1250m

24 August 2024 - 13:54



Track Rating: Soft 7, Weather: Fine, Rail Position: True

Section		Overall	1000m	800m	600m	400m	200m	Last 600m					
Field Times		1:15.17 (0:15.81)	0:59.36 (0:10.85)	0:48.51 (0:11.31)	0:37.20 (0:11.83)	0:25.37 (0:12.45)	0:12.92 (0:12.92)	0:37.20					
Rank	TAB Horse/Jockey	Barrier	Top Speed [km/h]	Fastest Section					Margin	Distance Travelled [m]			
11	12 ROTHGURL Scott Sheargold	9	66.2 1000m	0:11.17 1000m	1:17.08 [11] (0:16.91)	1:00.17 [11] (0:11.17)	0:49.00 [11] (0:11.19)	0:37.81 [12] (0:11.68)	0:26.13 [11] (0:12.53)	0:13.60 [11] (0:13.60)	11.24L	0:37.81	+2
12	8 CONVERTOR Sean Cormack	12	67.5 Overall	0:11.23 800m	1:19.55 [12] (0:16.36)	1:03.19 [7] (0:11.31)	0:51.88 [9] (0:11.23)	0:40.65 [10] (0:12.02)	0:28.63 [10] (0:13.09)	0:15.54 [12] (0:15.54)	25.8L	0:40.65	+6

[] Ranking at each section and finish
 -:-:- No data available at this section
 NA No data available

SCN Saddle cloth number
 DNF Did not finish
 DNT Did not track



Horse/Jockey Name	Impardoo
Final Rank	1
Fastest Section Time (Section)	0:10.93 (1000m)
Top Speed [km/h] (Section)	68.3 (Overall)
Race State	Finished



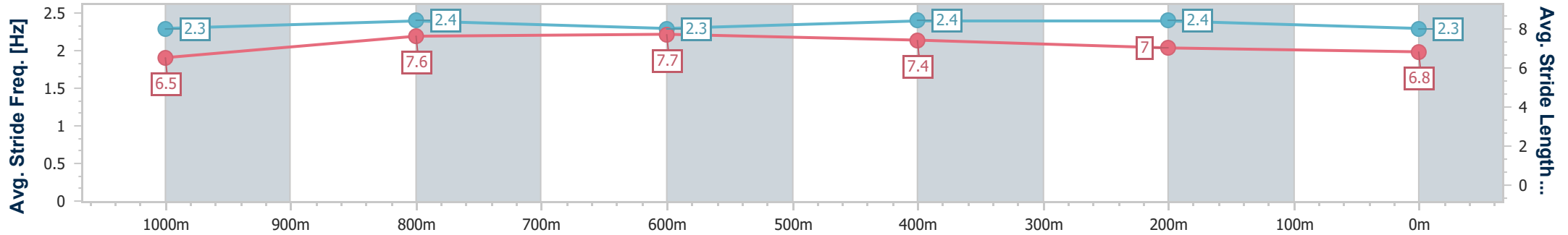
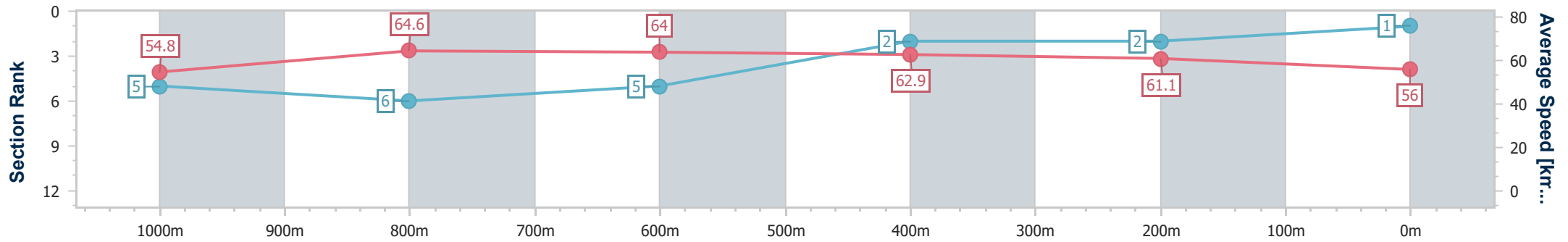
Ladbrokes Cannon Park QLD Professional
Race 3: PICCONES FAMILY OF COMPANIES BENCHMARK 58
Handicap - 1250m



24 August 2024 - 13:54

Track Rating: Soft 7, Weather: Fine, Rail Position: True

Section	Overall	1000m	800m	600m	400m	200m
Section Times	1:15.17 [1] (0:16.32)	0:58.85 [5] (0:10.93)	0:47.92 [6] (0:11.23)	0:36.69 [5] (0:11.74)	0:24.95 [2] (0:12.15)	0:12.80 [2] (0:12.80)
Average Speed [km/h]	54.8	64.6	64.0	62.9	61.1	56.0
Top Speed [km/h]	68.3	65.7	65.0	63.7	62.0	59.3
Avg. Dist. to Rail [m]	1.1	2.9	0.4	3.5	12.2	13.8
Avg. Stride Freq. [Hz]	2.3	2.4	2.3	2.4	2.4	2.3
Avg. Stride Length [m]	6.5	7.6	7.7	7.4	7.0	6.8



- [] Ranking at each section and finish
- .-.- No data available at this section
- NA No data available



Horse/Jockey Name	Lidder Valley
Final Rank	2
Fastest Section Time (Section)	0:11.02 (1000m)
Top Speed [km/h] (Section)	68.5 (Overall)
Race State	Finished



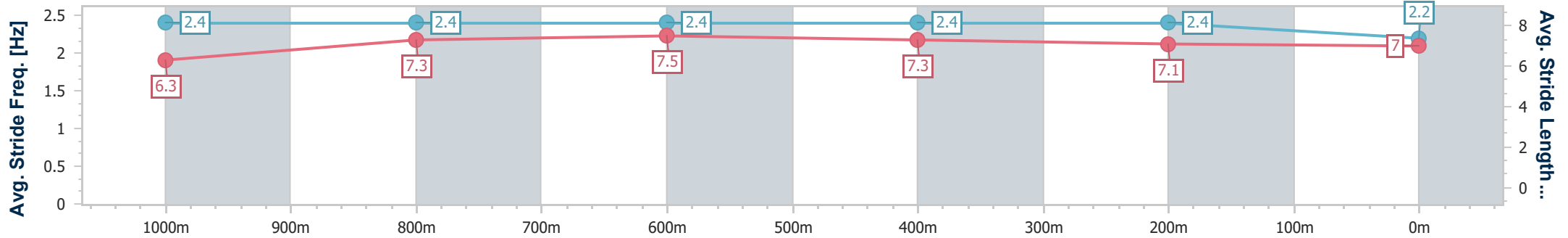
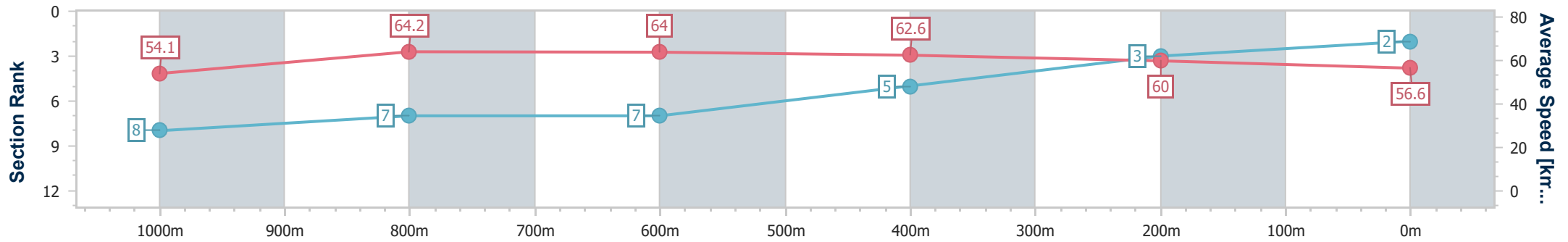
Ladbrokes Cannon Park QLD Professional
Race 3: PICCONES FAMILY OF COMPANIES BENCHMARK 58
Handicap - 1250m



24 August 2024 - 13:54

Track Rating: Soft 7, Weather: Fine, Rail Position: True

Section	Overall	1000m	800m	600m	400m	200m
Section Times	1:15.24 [2] (0:16.38)	0:58.86 [8] (0:11.02)	0:47.84 [7] (0:11.23)	0:36.61 [7] (0:11.67)	0:24.94 [5] (0:12.20)	0:12.74 [3] (0:12.74)
Average Speed [km/h]	54.1	64.2	64.0	62.6	60.0	56.6
Top Speed [km/h]	68.5	66.2	65.3	64.6	60.8	58.5
Avg. Dist. to Rail [m]	4.9	2.5	1.5	2.4	7.0	7.7
Avg. Stride Freq. [Hz]	2.4	2.4	2.4	2.4	2.4	2.2
Avg. Stride Length [m]	6.3	7.3	7.5	7.3	7.1	7.0



- [] Ranking at each section and finish
- .-.- No data available at this section
- NA No data available



Horse/Jockey Name	Ovoid
Final Rank	3
Fastest Section Time (Section)	0:10.85 (1000m)
Top Speed [km/h] (Section)	69.8 (Overall)
Race State	Finished



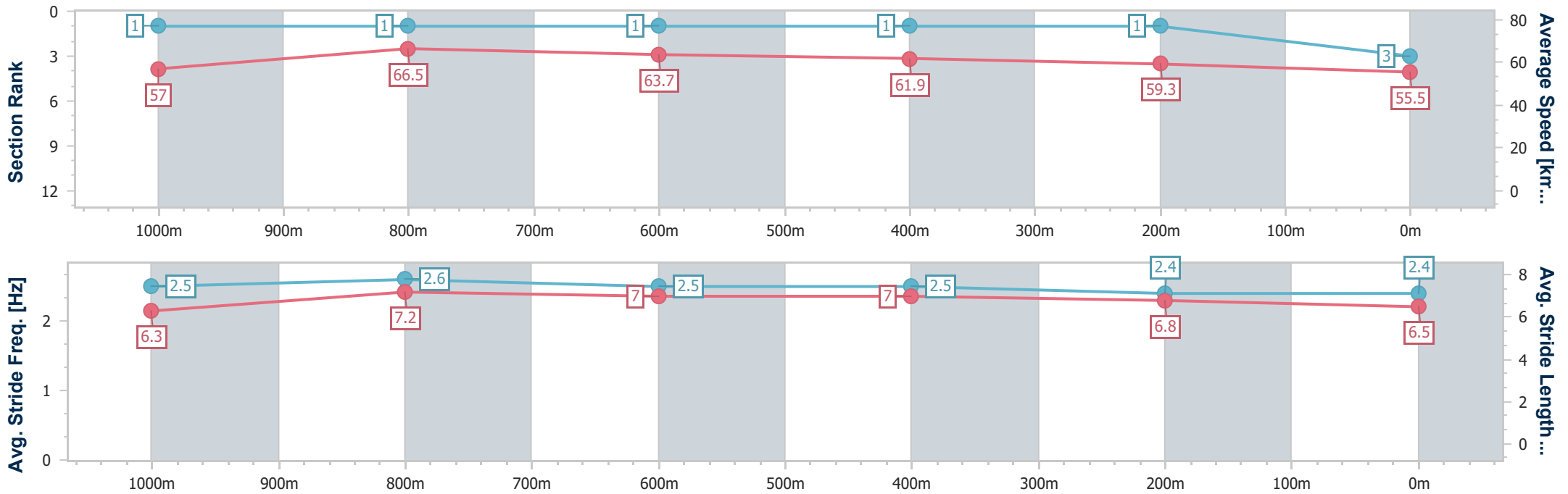
Ladbrokes Cannon Park QLD Professional
Race 3: PICCONES FAMILY OF COMPANIES BENCHMARK 58
Handicap - 1250m



24 August 2024 - 13:54

Track Rating: Soft 7, Weather: Fine, Rail Position: True

Section	Overall	1000m	800m	600m	400m	200m
Section Times	1:15.25 [3] (0:15.81)	0:59.44 [1] (0:10.85)	0:48.59 [1] (0:11.31)	0:37.28 [1] (0:11.83)	0:25.45 [1] (0:12.45)	0:13.00 [1] (0:13.00)
Average Speed [km/h]	57.0	66.5	63.7	61.9	59.3	55.5
Top Speed [km/h]	69.8	67.9	67.1	63.9	61.0	57.3
Avg. Dist. to Rail [m]	3.4	1.0	2.2	2.7	10.6	11.6
Avg. Stride Freq. [Hz]	2.5	2.6	2.5	2.5	2.4	2.4
Avg. Stride Length [m]	6.3	7.2	7.0	7.0	6.8	6.5



- [] Ranking at each section and finish
- .-.- No data available at this section
- NA No data available



Horse/Jockey Name	Lady Damus
Final Rank	4
Fastest Section Time (Section)	0:11.13 (800m)
Top Speed [km/h] (Section)	67.0 (Overall)
Race State	Finished



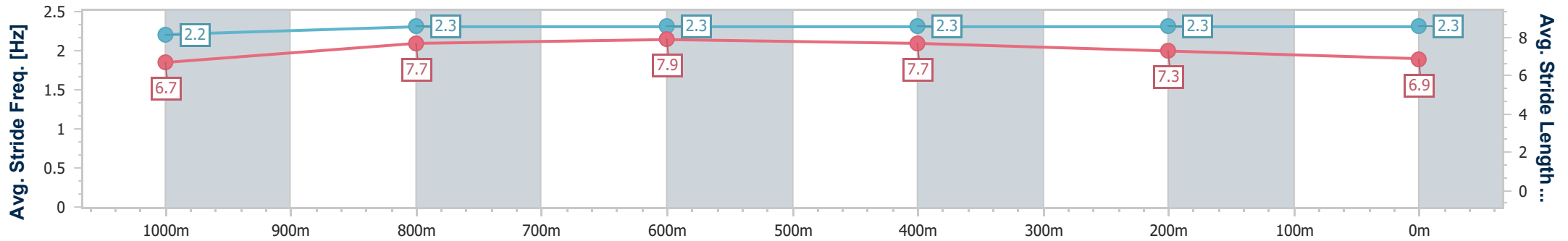
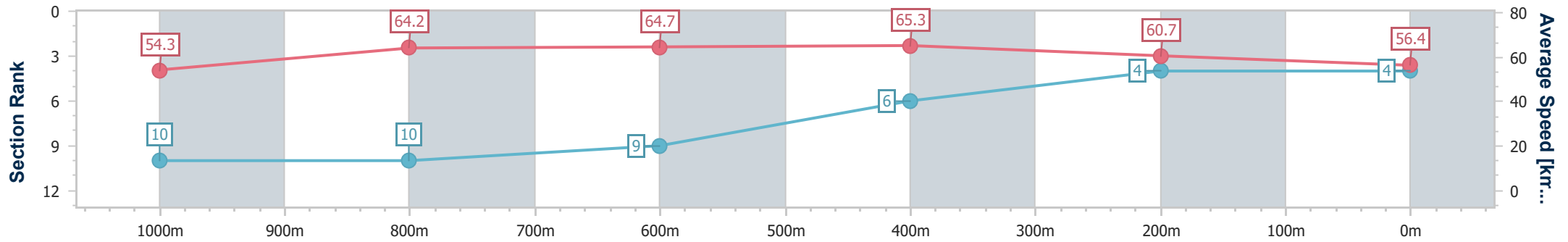
Ladbrokes Cannon Park QLD Professional
Race 3: PICCONES FAMILY OF COMPANIES BENCHMARK 58
Handicap - 1250m



24 August 2024 - 13:54

Track Rating: Soft 7, Weather: Fine, Rail Position: True

Section	Overall	1000m	800m	600m	400m	200m
Section Times	1:15.36 [4] (0:16.57)	0:58.79 [10] (0:11.18)	0:47.61 [10] (0:11.13)	0:36.48 [9] (0:11.44)	0:25.04 [6] (0:12.24)	0:12.80 [4] (0:12.80)
Average Speed [km/h]	54.3	64.2	64.7	65.3	60.7	56.4
Top Speed [km/h]	67.0	65.6	66.5	66.5	62.8	59.1
Avg. Dist. to Rail [m]	1.2	1.1	4.0	5.9	13.6	15.1
Avg. Stride Freq. [Hz]	2.2	2.3	2.3	2.3	2.3	2.3
Avg. Stride Length [m]	6.7	7.7	7.9	7.7	7.3	6.9



- [] Ranking at each section and finish
- .-.- No data available at this section
- NA No data available



Horse/Jockey Name	Burns To Embrace
Final Rank	5
Fastest Section Time (Section)	0:11.13 (1000m)
Top Speed [km/h] (Section)	67.6 (Overall)
Race State	Finished



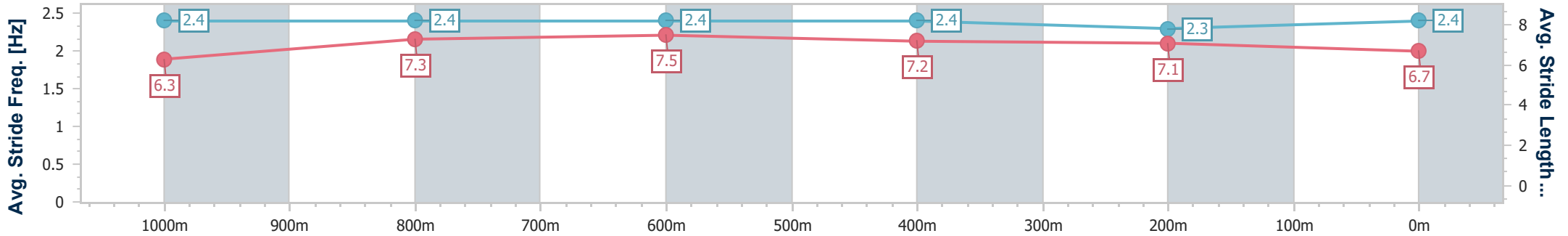
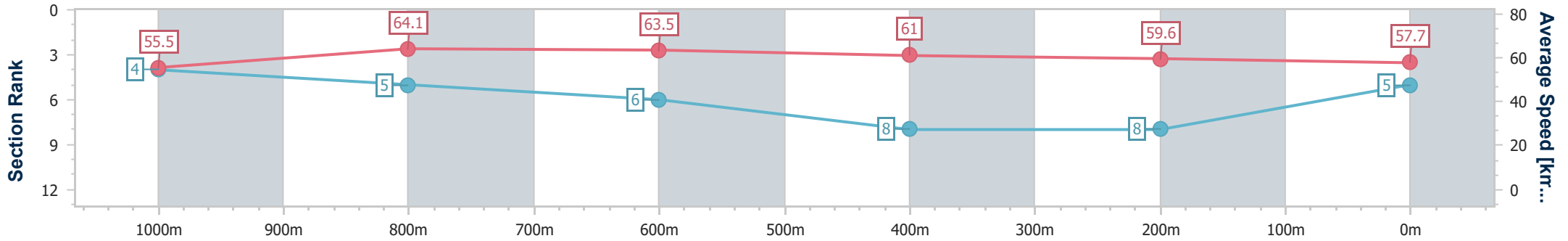
Ladbrokes Cannon Park QLD Professional
Race 3: PICCONES FAMILY OF COMPANIES BENCHMARK 58
Handicap - 1250m



24 August 2024 - 13:54

Track Rating: Soft 7, Weather: Fine, Rail Position: True

Section	Overall	1000m	800m	600m	400m	200m
Section Times	1:15.37 [5] (0:16.12)	0:59.25 [4] (0:11.13)	0:48.12 [5] (0:11.35)	0:36.77 [6] (0:11.93)	0:24.84 [8] (0:12.37)	0:12.47 [8] (0:12.47)
Average Speed [km/h]	55.5	64.1	63.5	61.0	59.6	57.7
Top Speed [km/h]	67.6	66.8	64.6	63.0	60.5	59.3
Avg. Dist. to Rail [m]	1.7	1.8	2.6	2.5	7.5	7.3
Avg. Stride Freq. [Hz]	2.4	2.4	2.4	2.4	2.3	2.4
Avg. Stride Length [m]	6.3	7.3	7.5	7.2	7.1	6.7



- [] Ranking at each section and finish
- .-.- No data available at this section
- NA No data available



Horse/Jockey Name	Witness Attack
Final Rank	6
Fastest Section Time (Section)	0:11.12 (1000m)
Top Speed [km/h] (Section)	66.9 (Overall)
Race State	Finished



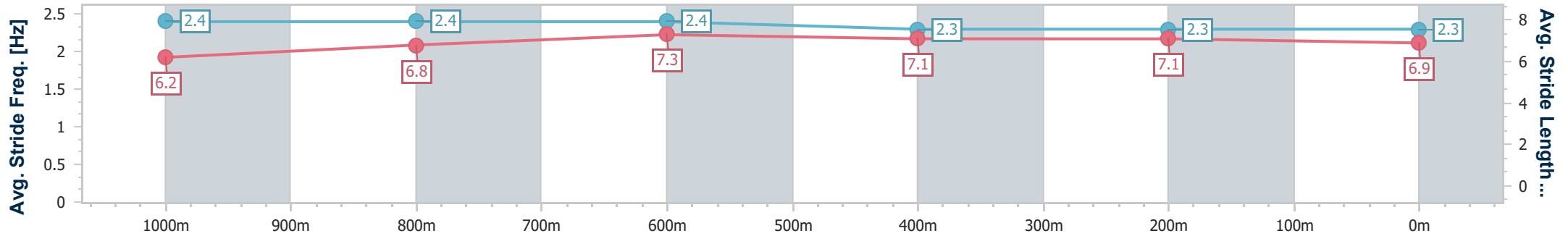
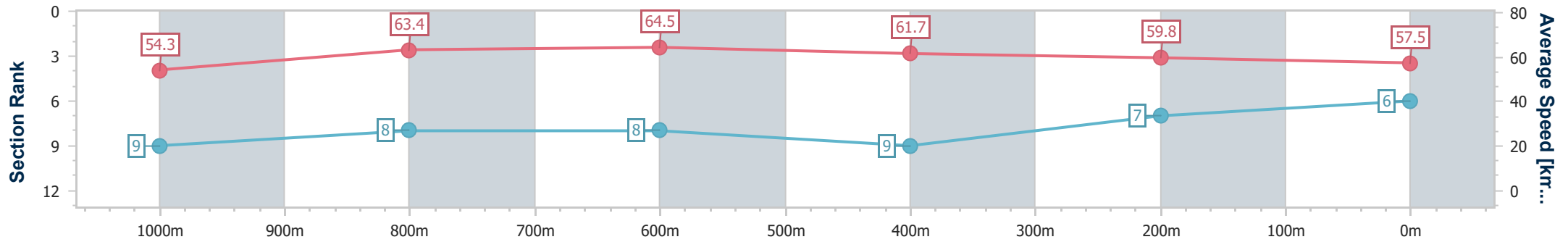
Ladbrokes Cannon Park QLD Professional
Race 3: PICCONES FAMILY OF COMPANIES BENCHMARK 58
Handicap - 1250m



24 August 2024 - 13:54

Track Rating: Soft 7, Weather: Fine, Rail Position: True

Section	Overall	1000m	800m	600m	400m	200m
Section Times	1:15.40 [6] (0:16.54)	0:58.86 [9] (0:11.12)	0:47.74 [8] (0:11.19)	0:36.55 [8] (0:11.77)	0:24.78 [9] (0:12.24)	0:12.54 [7] (0:12.54)
Average Speed [km/h]	54.3	63.4	64.5	61.7	59.8	57.5
Top Speed [km/h]	66.9	64.9	64.9	63.2	60.9	60.0
Avg. Dist. to Rail [m]	1.3	2.3	0.8	1.6	6.4	6.7
Avg. Stride Freq. [Hz]	2.4	2.4	2.4	2.3	2.3	2.3
Avg. Stride Length [m]	6.2	6.8	7.3	7.1	7.1	6.9



- [] Ranking at each section and finish
- .-.- No data available at this section
- NA No data available



Horse/Jockey Name	Sonic Light
Final Rank	7
Fastest Section Time (Section)	0:11.02 (1000m)
Top Speed [km/h] (Section)	69.4 (Overall)
Race State	Finished



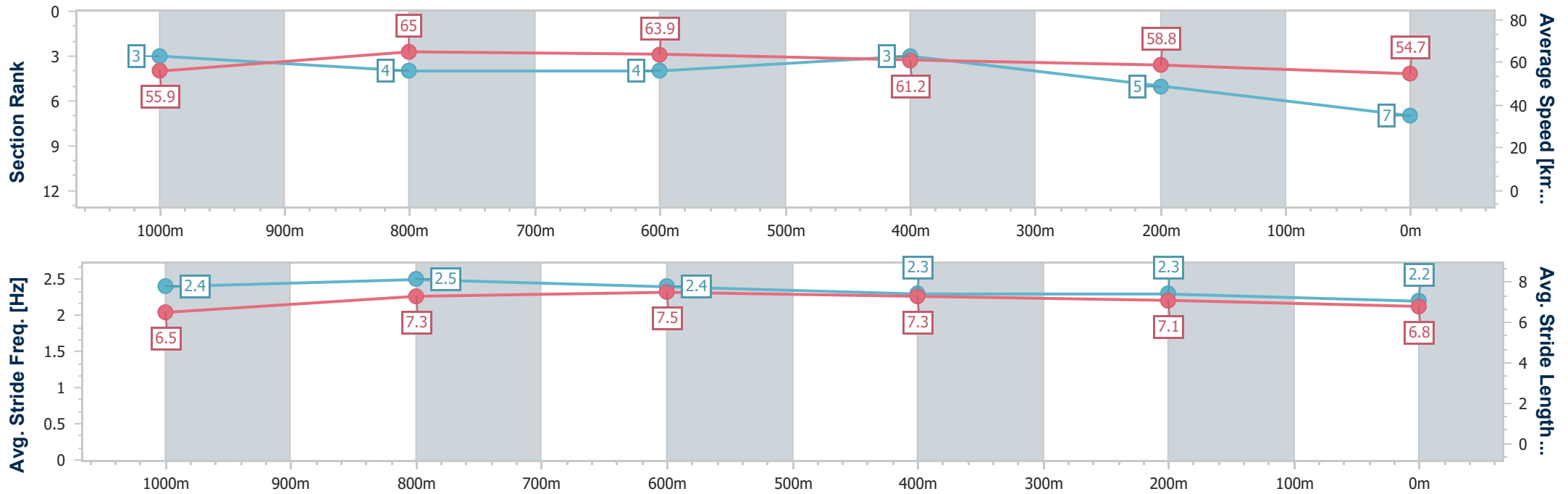
Ladbrokes Cannon Park QLD Professional
Race 3: PICCONES FAMILY OF COMPANIES BENCHMARK 58
Handicap - 1250m



24 August 2024 - 13:54

Track Rating: Soft 7, Weather: Fine, Rail Position: True

Section	Overall	1000m	800m	600m	400m	200m
Section Times	1:15.90 [7] (0:15.97)	0:59.93 [3] (0:11.02)	0:48.91 [4] (0:11.25)	0:37.66 [4] (0:12.00)	0:25.66 [3] (0:12.50)	0:13.16 [5] (0:13.16)
Average Speed [km/h]	55.9	65.0	63.9	61.2	58.8	54.7
Top Speed [km/h]	69.4	67.1	66.1	63.3	60.3	58.1
Avg. Dist. to Rail [m]	2.7	1.6	1.1	3.1	7.8	8.0
Avg. Stride Freq. [Hz]	2.4	2.5	2.4	2.3	2.3	2.2
Avg. Stride Length [m]	6.5	7.3	7.5	7.3	7.1	6.8



- [] Ranking at each section and finish
- .-.- No data available at this section
- NA No data available



Horse/Jockey Name	Rose Of Athens
Final Rank	8
Fastest Section Time (Section)	0:11.07 (1000m)
Top Speed [km/h] (Section)	67.4 (Overall)
Race State	Finished



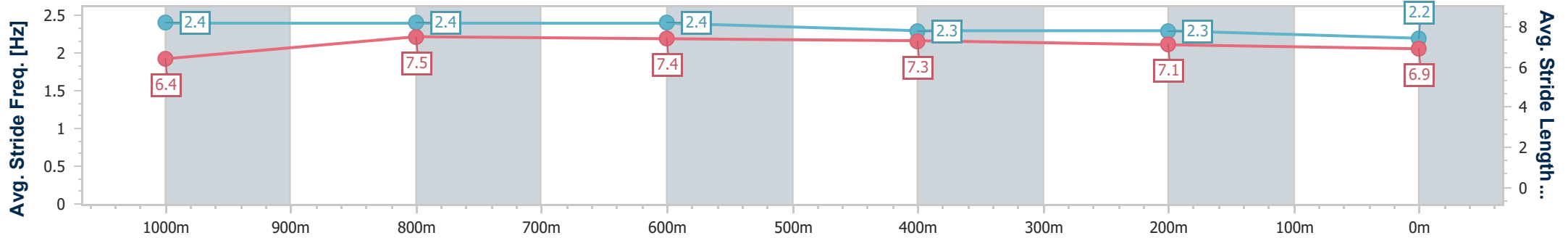
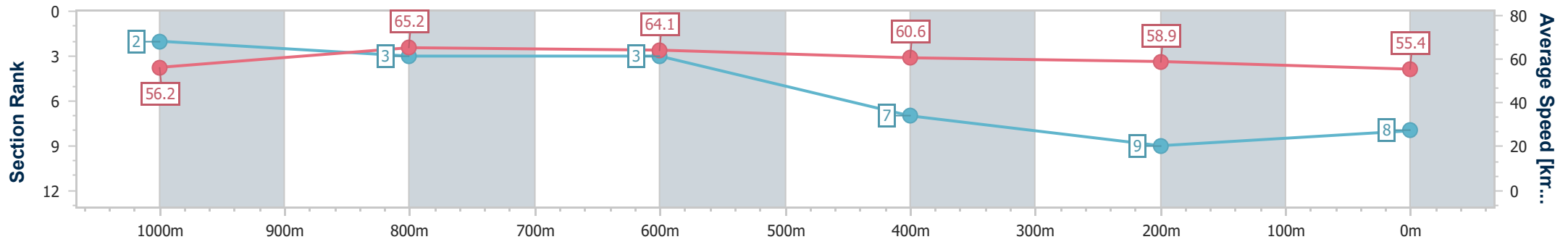
Ladbrokes Cannon Park QLD Professional
Race 3: PICCONES FAMILY OF COMPANIES BENCHMARK 58
Handicap - 1250m



24 August 2024 - 13:54

Track Rating: Soft 7, Weather: Fine, Rail Position: True

Section	Overall	1000m	800m	600m	400m	200m
Section Times	1:15.94 [8] (0:15.90)	1:00.04 [2] (0:11.07)	0:48.97 [3] (0:11.23)	0:37.74 [3] (0:12.18)	0:25.56 [7] (0:12.56)	0:13.00 [9] (0:13.00)
Average Speed [km/h]	56.2	65.2	64.1	60.6	58.9	55.4
Top Speed [km/h]	67.4	65.8	65.5	62.2	59.7	58.0
Avg. Dist. to Rail [m]	1.7	1.5	4.1	4.5	10.6	13.0
Avg. Stride Freq. [Hz]	2.4	2.4	2.4	2.3	2.3	2.2
Avg. Stride Length [m]	6.4	7.5	7.4	7.3	7.1	6.9



- [] Ranking at each section and finish
- .-.- No data available at this section
- NA No data available



Horse/Jockey Name	Call Me Hilton
Final Rank	9
Fastest Section Time (Section)	0:11.04 (1000m)
Top Speed [km/h] (Section)	68.3 (Overall)
Race State	Finished



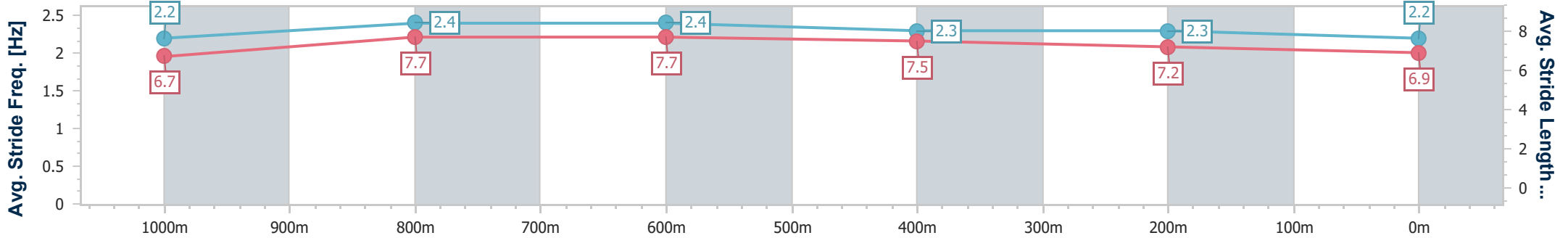
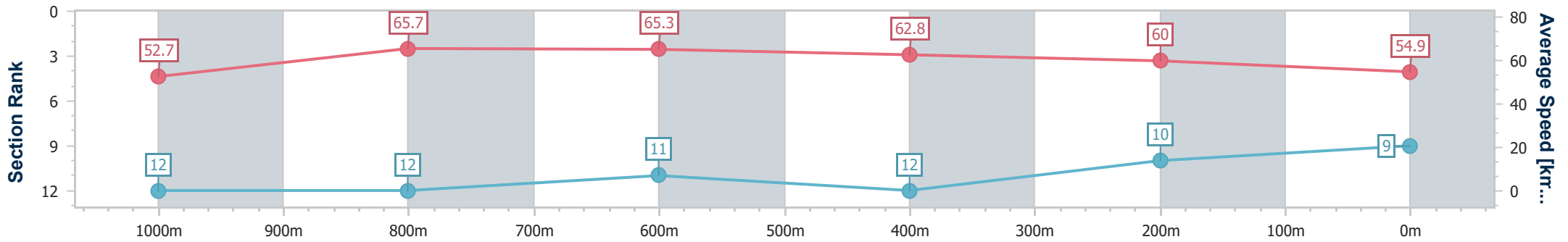
Ladbrokes Cannon Park QLD Professional
Race 3: PICCONES FAMILY OF COMPANIES BENCHMARK 58
Handicap - 1250m



24 August 2024 - 13:54

Track Rating: Soft 7, Weather: Fine, Rail Position: True

Section	Overall	1000m	800m	600m	400m	200m
Section Times	1:16.39 [9] (0:17.09)	0:59.30 [12] (0:11.04)	0:48.26 [12] (0:11.04)	0:37.22 [11] (0:11.82)	0:25.40 [12] (0:12.34)	0:13.06 [10] (0:13.06)
Average Speed [km/h]	52.7	65.7	65.3	62.8	60.0	54.9
Top Speed [km/h]	68.3	66.9	66.1	65.4	61.1	58.5
Avg. Dist. to Rail [m]	1.6	1.6	3.9	4.9	11.0	12.4
Avg. Stride Freq. [Hz]	2.2	2.4	2.4	2.3	2.3	2.2
Avg. Stride Length [m]	6.7	7.7	7.7	7.5	7.2	6.9



- [] Ranking at each section and finish
- .-.-.- No data available at this section
- NA No data available



Horse/Jockey Name	Guapo
Final Rank	10
Fastest Section Time (Section)	0:10.55 (1000m)
Top Speed [km/h] (Section)	70.1 (Overall)
Race State	Finished



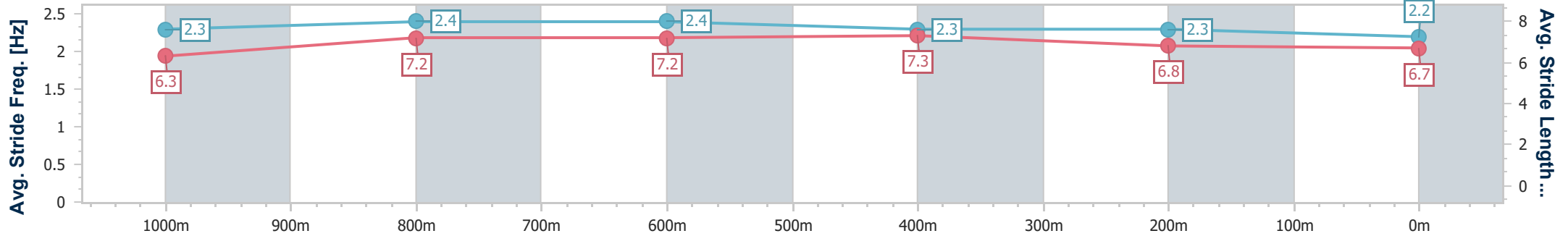
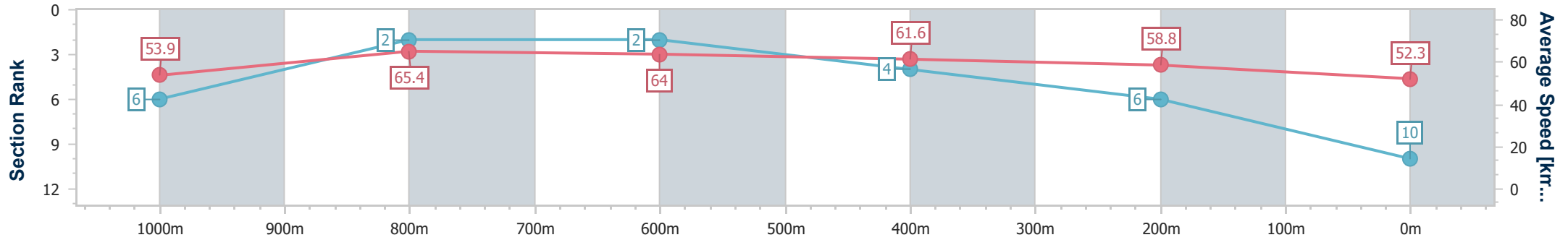
Ladbrokes Cannon Park QLD Professional
Race 3: PICCONES FAMILY OF COMPANIES BENCHMARK 58
Handicap - 1250m



24 August 2024 - 13:54

Track Rating: Soft 7, Weather: Fine, Rail Position: True

Section	Overall	1000m	800m	600m	400m	200m
Section Times	1:16.54 [10] (0:16.32)	1:00.22 [6] (0:10.55)	0:49.67 [2] (0:11.27)	0:38.40 [2] (0:12.15)	0:26.25 [4] (0:12.56)	0:13.69 [6] (0:13.69)
Average Speed [km/h]	53.9	65.4	64.0	61.6	58.8	52.3
Top Speed [km/h]	70.1	66.8	65.7	62.9	61.1	55.5
Avg. Dist. to Rail [m]	5.8	5.9	1.8	6.6	8.0	7.3
Avg. Stride Freq. [Hz]	2.3	2.4	2.4	2.3	2.3	2.2
Avg. Stride Length [m]	6.3	7.2	7.2	7.3	6.8	6.7



- [] Ranking at each section and finish
- .-.- No data available at this section
- NA No data available



Horse/Jockey Name	Rothgurl
Final Rank	11
Fastest Section Time (Section)	0:11.17 (1000m)
Top Speed [km/h] (Section)	66.2 (1000m)
Race State	Finished



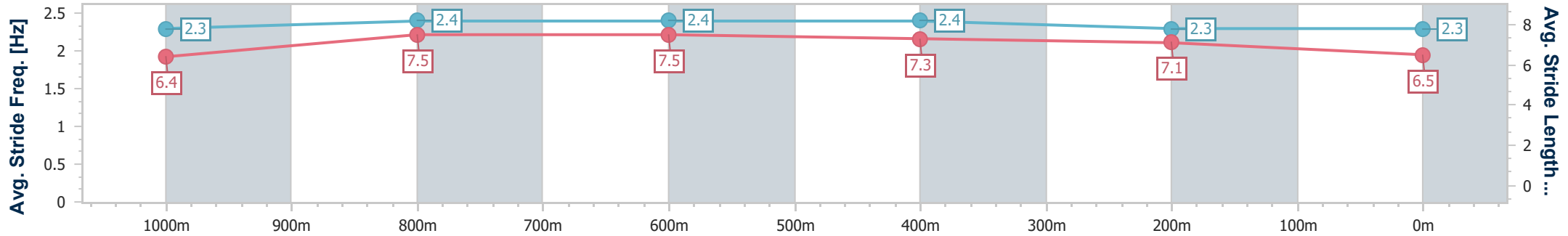
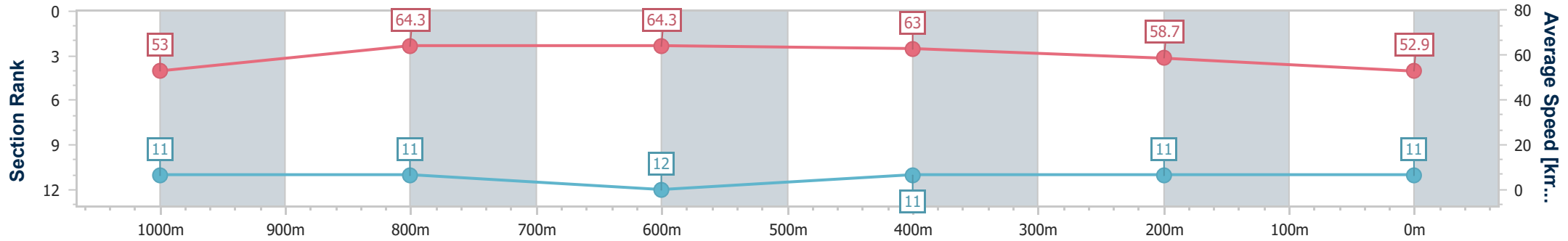
Ladbrokes Cannon Park QLD Professional
Race 3: PICCONES FAMILY OF COMPANIES BENCHMARK 58
Handicap - 1250m



24 August 2024 - 13:54

Track Rating: Soft 7, Weather: Fine, Rail Position: True

Section	Overall	1000m	800m	600m	400m	200m
Section Times	1:17.08 [11] (0:16.91)	1:00.17 [11] (0:11.17)	0:49.00 [11] (0:11.19)	0:37.81 [12] (0:11.68)	0:26.13 [11] (0:12.53)	0:13.60 [11] (0:13.60)
Average Speed [km/h]	53.0	64.3	64.3	63.0	58.7	52.9
Top Speed [km/h]	65.4	66.2	66.1	64.9	59.8	57.4
Avg. Dist. to Rail [m]	2.6	1.5	4.1	3.9	7.5	7.8
Avg. Stride Freq. [Hz]	2.3	2.4	2.4	2.4	2.3	2.3
Avg. Stride Length [m]	6.4	7.5	7.5	7.3	7.1	6.5



- [] Ranking at each section and finish
- .-.- No data available at this section
- NA No data available



Horse/Jockey Name	Convertor
Final Rank	12
Fastest Section Time (Section)	0:11.23 (800m)
Top Speed [km/h] (Section)	67.5 (Overall)
Race State	Finished



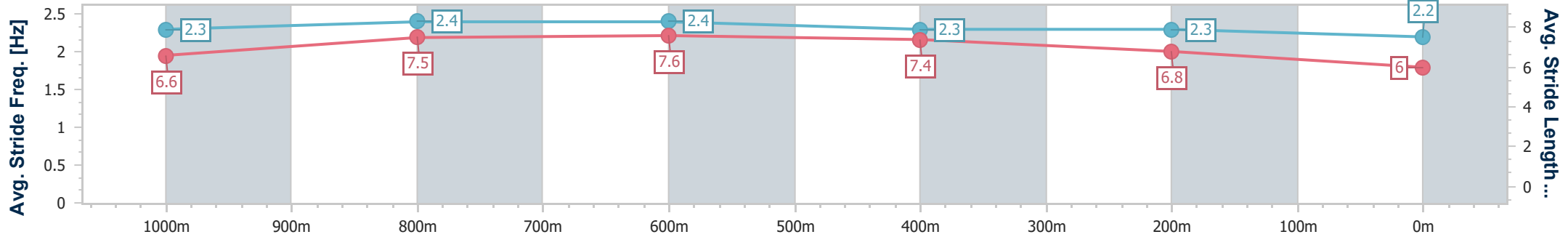
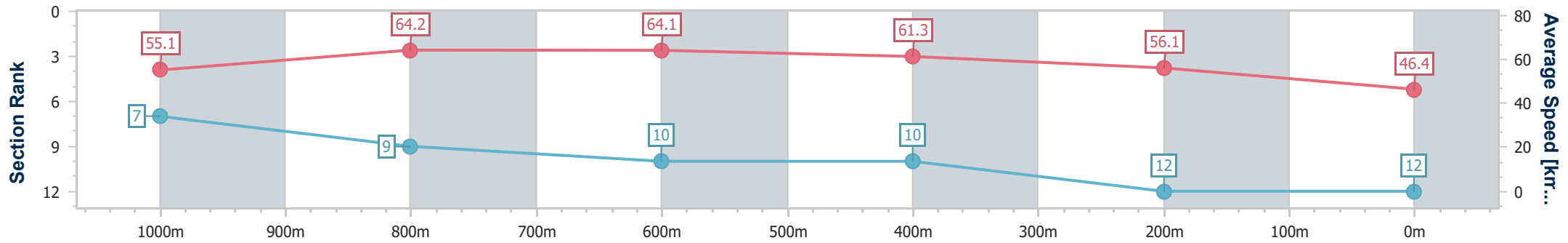
Ladbrokes Cannon Park QLD Professional
Race 3: PICCONES FAMILY OF COMPANIES BENCHMARK 58
Handicap - 1250m



24 August 2024 - 13:54

Track Rating: Soft 7, Weather: Fine, Rail Position: True

Section	Overall	1000m	800m	600m	400m	200m
Section Times	1:19.55 [12] (0:16.36)	1:03.19 [7] (0:11.31)	0:51.88 [9] (0:11.23)	0:40.65 [10] (0:12.02)	0:28.63 [10] (0:13.09)	0:15.54 [12] (0:15.54)
Average Speed [km/h]	55.1	64.2	64.1	61.3	56.1	46.4
Top Speed [km/h]	67.5	67.4	64.7	63.3	58.9	53.1
Avg. Dist. to Rail [m]	4.5	1.4	3.4	3.8	8.5	8.6
Avg. Stride Freq. [Hz]	2.3	2.4	2.4	2.3	2.3	2.2
Avg. Stride Length [m]	6.6	7.5	7.6	7.4	6.8	6.0



- [] Ranking at each section and finish
- .-.- No data available at this section
- NA No data available



Ladbrokes Cannon Park QLD Professional

Race 4: CSF INDUSTRIES Class 6 Plate - 1250m

24 August 2024 - 14:29



Track Rating: Soft 7, Weather: Fine, Rail Position: True

Section		Overall	1000m	800m	600m	400m	200m	Last 600m					
Field Times		1:14.73 (0:15.91)	0:58.82 (0:10.84)	0:47.98 (0:11.26)	0:36.72 (0:12.01)	0:24.71 (0:12.32)	0:12.39 (0:12.39)	0:36.72					
Rank	TAB Horse/Jockey	Barrier	Top Speed [km/h]	Fastest Section							Margin	Distance Travelled [m]	
1	6 STATS Ryan Wiggins	6	66.0	0:11.22	1:14.73 [1] (0:16.94)	0:57.79 [9] (0:11.22)	0:46.57 [10] (0:11.22)	0:35.35 [11] (0:11.52)	0:23.83 [10] (0:11.85)	0:11.98 [6] (0:11.98)	1:14.73	0:35.35	
2	5 SPIRIT MEISTER Nathan Day	4	67.1	0:11.07	1:14.75 [2] (0:16.51)	0:58.24 [5] (0:11.07)	0:47.17 [5] (0:11.23)	0:35.94 [6] (0:11.61)	0:24.33 [4] (0:11.92)	0:12.41 [1] (0:12.41)	0.16L	0:35.94	+2
3	2 INVESTOR Ashley Butler	11	66.5	0:10.90	1:15.21 [3] (0:17.21)	0:58.00 [11] (0:10.90)	0:47.10 [9] (0:10.91)	0:36.19 [8] (0:11.57)	0:24.62 [6] (0:12.19)	0:12.43 [7] (0:12.43)	2.82L	0:36.19	+11
4	4 FOR VALOUR Scott Sheargold	5	69.6	0:11.08	1:15.32 [4] (0:16.01)	0:59.31 [3] (0:11.08)	0:48.23 [3] (0:11.36)	0:36.87 [3] (0:11.79)	0:25.08 [3] (0:12.22)	0:12.86 [2] (0:12.86)	3.52L	0:36.87	+2
5	8 LADY RAIN Michael Cahill	2	68.2	0:11.27	1:15.38 [5] (0:16.19)	0:59.19 [4] (0:11.27)	0:47.92 [4] (0:11.34)	0:36.58 [5] (0:11.67)	0:24.91 [5] (0:12.24)	0:12.67 [5] (0:12.67)	3.83L	0:36.58	+10
6	7 TYCOON BEAU Masayuki Abe	9	67.3	0:11.00	1:15.59 [6] (0:16.82)	0:58.77 [7] (0:11.00)	0:47.77 [7] (0:11.13)	0:36.64 [7] (0:11.73)	0:24.91 [8] (0:12.31)	0:12.60 [8] (0:12.60)	5.09L	0:36.64	+9
7	10 ELLEVES Chris Whiteley	8	66.4	0:11.06	1:15.86 [7] (0:16.84)	0:59.02 [8] (0:11.06)	0:47.96 [8] (0:11.26)	0:36.70 [10] (0:11.77)	0:24.93 [11] (0:12.15)	0:12.78 [10] (0:12.78)	6.7L	0:36.70	+1
8	3 BEAUTY BOOM Jace McMurray	7	70.9	0:10.88	1:15.91 [8] (0:15.95)	0:59.96 [2] (0:10.88)	0:49.08 [2] (0:11.31)	0:37.77 [2] (0:11.93)	0:25.84 [2] (0:12.57)	0:13.27 [4] (0:13.27)	6.96L	0:37.77	+7
9	9 COUNTER COMMAND Isabella Teh	1	69.5	0:10.84	1:15.95 [9] (0:15.91)	1:00.04 [1] (0:10.84)	0:49.20 [1] (0:11.26)	0:37.94 [1] (0:12.01)	0:25.93 [1] (0:12.47)	0:13.46 [3] (0:13.46)	7.19L	0:37.94	+0
10	1 CRYSTAL CHIEF Lacey Morrison	10	66.3	0:10.97	1:15.99 [10] (0:17.20)	0:58.79 [10] (0:10.97)	0:47.82 [11] (0:10.99)	0:36.83 [9] (0:11.69)	0:25.14 [9] (0:12.22)	0:12.92 [9] (0:12.92)	7.47L	0:36.83	+9

[] Ranking at each section and finish
 -:-:- No data available at this section
 NA No data available

SCN Saddle cloth number
 DNF Did not finish
 DNT Did not track



Ladbrokes Cannon Park QLD Professional

Race 4: CSF INDUSTRIES Class 6 Plate - 1250m

24 August 2024 - 14:29



Track Rating: Soft 7, Weather: Fine, Rail Position: True

Section		Overall	1000m	800m	600m	400m	200m	Last 600m					
Field Times		1:14.73 (0:15.91)	0:58.82 (0:10.84)	0:47.98 (0:11.26)	0:36.72 (0:12.01)	0:24.71 (0:12.32)	0:12.39 (0:12.39)	0:36.72					
Rank	TAB Horse/Jockey	Barrier	Top Speed [km/h]	Fastest Section	Margin	Distance Travelled [m]							
11	11 SEALION Graham Kliese	3	66.4 Overall	0:11.06 1000m	1:16.98 [11] (0:16.55)	1:00.43 [6] (0:11.06)	0:49.37 [6] (0:11.16)	0:38.21 [4] (0:11.86)	0:26.35 [7] (0:12.54)	0:13.81 [11] (0:13.81)	13.28L	0:38.21	+3

[] Ranking at each section and finish
 -:-:-:- No data available at this section
 NA No data available

SCN Saddle cloth number
 DNF Did not finish
 DNT Did not track



Horse/Jockey Name	Stats
Final Rank	1
Fastest Section Time (Section)	0:11.22 (1000m)
Top Speed [km/h] (Section)	66.0 (1000m)
Race State	Finished



Ladbrokes Cannon Park QLD Professional

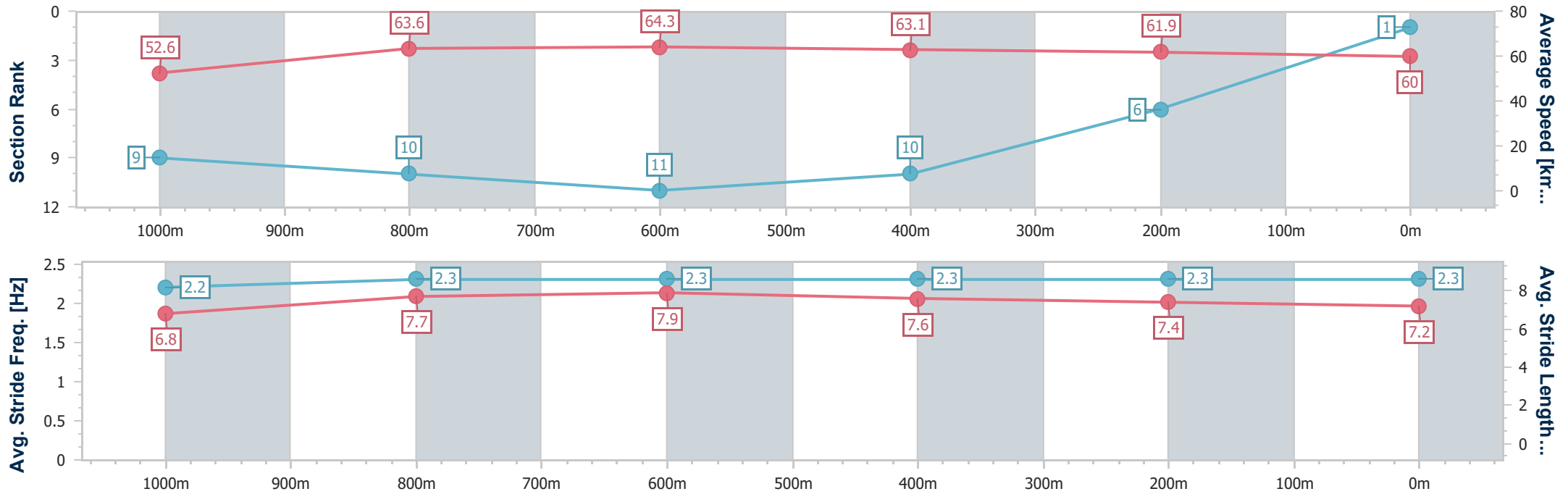
Race 4: CSF INDUSTRIES Class 6 Plate - 1250m

24 August 2024 - 14:29

Track Rating: Soft 7, Weather: Fine, Rail Position: True



Section	Overall	1000m	800m	600m	400m	200m
Section Times	1:14.73 [1] (0:16.94)	0:57.79 [9] (0:11.22)	0:46.57 [10] (0:11.22)	0:35.35 [11] (0:11.52)	0:23.83 [10] (0:11.85)	0:11.98 [6]
Average Speed [km/h]	52.6	63.6	64.3	63.1	61.9	60.0
Top Speed [km/h]	64.8	66.0	65.3	65.1	63.1	62.6
Avg. Dist. to Rail [m]	1.7	2.1	1.7	1.6	8.1	9.3
Avg. Stride Freq. [Hz]	2.2	2.3	2.3	2.3	2.3	2.3
Avg. Stride Length [m]	6.8	7.7	7.9	7.6	7.4	7.2



- [] Ranking at each section and finish
- .-.- No data available at this section
- NA No data available



Horse/Jockey Name	Spirit Meister
Final Rank	2
Fastest Section Time (Section)	0:11.07 (1000m)
Top Speed [km/h] (Section)	67.1 (Overall)
Race State	Finished



Ladbrokes Cannon Park QLD Professional

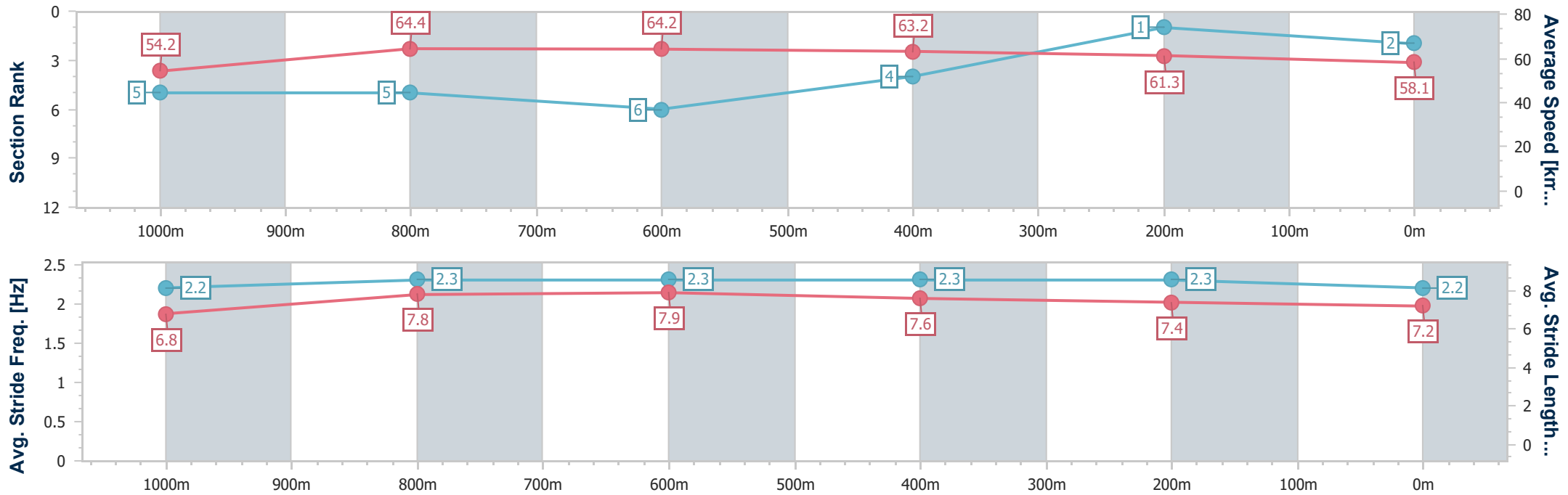
Race 4: CSF INDUSTRIES Class 6 Plate - 1250m

24 August 2024 - 14:29

Track Rating: Soft 7, Weather: Fine, Rail Position: True



Section	Overall	1000m	800m	600m	400m	200m
Section Times	1:14.75 [2] (0:16.51)	0:58.24 [5] (0:11.07)	0:47.17 [5] (0:11.23)	0:35.94 [6] (0:11.61)	0:24.33 [4] (0:11.92)	0:12.41 [1] (0:12.41)
Average Speed [km/h]	54.2	64.4	64.2	63.2	61.3	58.1
Top Speed [km/h]	67.1	65.9	64.3	63.7	63.3	62.6
Avg. Dist. to Rail [m]	1.6	1.5	1.9	2.1	8.6	9.8
Avg. Stride Freq. [Hz]	2.2	2.3	2.3	2.3	2.3	2.2
Avg. Stride Length [m]	6.8	7.8	7.9	7.6	7.4	7.2



- [] Ranking at each section and finish
- .-.- No data available at this section
- NA No data available



Horse/Jockey Name	Investor
Final Rank	3
Fastest Section Time (Section)	0:10.90 (1000m)
Top Speed [km/h] (Section)	66.5 (1000m)
Race State	Finished



Ladbrokes Cannon Park QLD Professional

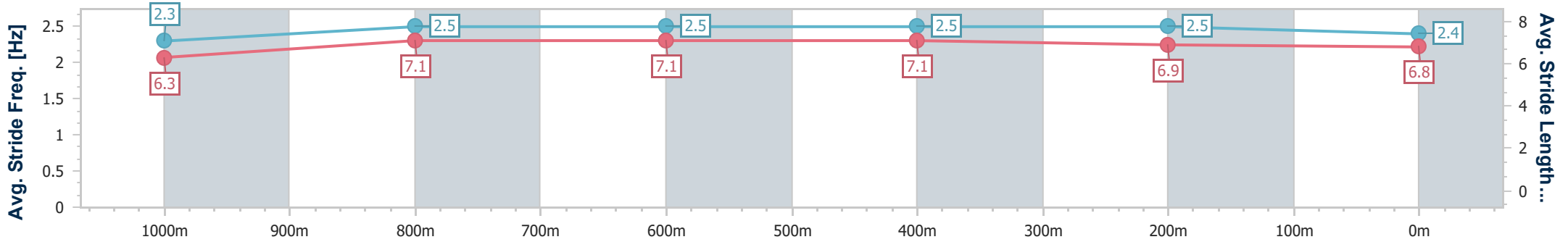
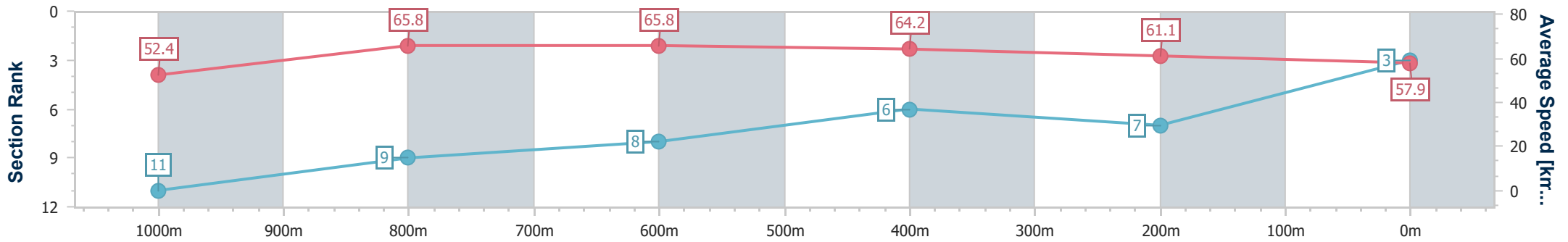
Race 4: CSF INDUSTRIES Class 6 Plate - 1250m

24 August 2024 - 14:29

Track Rating: Soft 7, Weather: Fine, Rail Position: True



Section	Overall	1000m	800m	600m	400m	200m
Section Times	1:15.21 [3] (0:17.21)	0:58.00 [11] (0:10.90)	0:47.10 [9] (0:10.91)	0:36.19 [8] (0:11.57)	0:24.62 [6] (0:12.19)	0:12.43 [7] (0:12.43)
Average Speed [km/h]	52.4	65.8	65.8	64.2	61.1	57.9
Top Speed [km/h]	66.5	66.5	66.1	65.1	62.1	59.8
Avg. Dist. to Rail [m]	5.3	1.0	1.8	4.1	14.1	15.0
Avg. Stride Freq. [Hz]	2.3	2.5	2.5	2.5	2.5	2.4
Avg. Stride Length [m]	6.3	7.1	7.1	7.1	6.9	6.8



- [] Ranking at each section and finish
- .-.- No data available at this section
- NA No data available



Horse/Jockey Name	For Valour
Final Rank	4
Fastest Section Time (Section)	0:11.08 (1000m)
Top Speed [km/h] (Section)	69.6 (Overall)
Race State	Finished



Ladbrokes Cannon Park QLD Professional

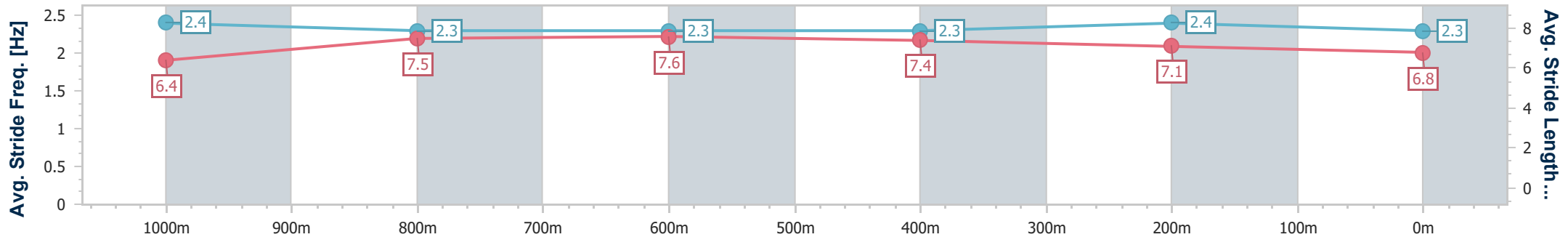
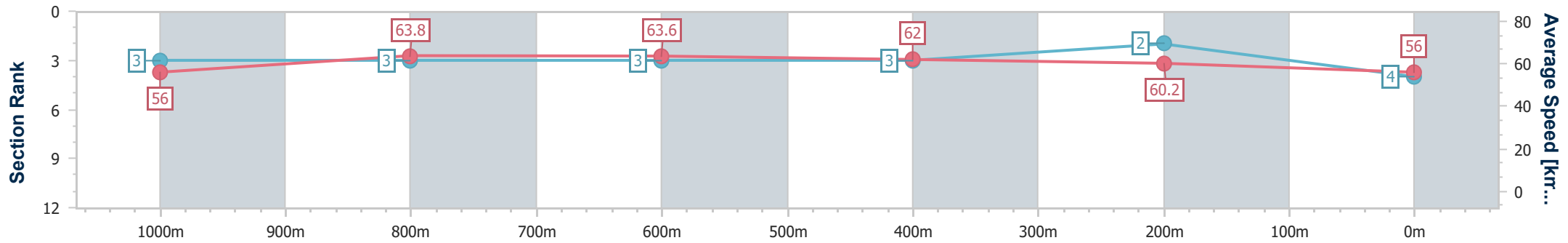
Race 4: CSF INDUSTRIES Class 6 Plate - 1250m

24 August 2024 - 14:29

Track Rating: Soft 7, Weather: Fine, Rail Position: True



Section	Overall	1000m	800m	600m	400m	200m
Section Times	1:15.32 [4] (0:16.01)	0:59.31 [3] (0:11.08)	0:48.23 [3] (0:11.36)	0:36.87 [3] (0:11.79)	0:25.08 [3] (0:12.22)	0:12.86 [2] (0:12.86)
Average Speed [km/h]	56.0	63.8	63.6	62.0	60.2	56.0
Top Speed [km/h]	69.6	66.0	63.7	63.6	61.2	59.4
Avg. Dist. to Rail [m]	2.5	1.9	0.5	2.1	9.6	10.2
Avg. Stride Freq. [Hz]	2.4	2.3	2.3	2.3	2.4	2.3
Avg. Stride Length [m]	6.4	7.5	7.6	7.4	7.1	6.8



- [] Ranking at each section and finish
- .-.- No data available at this section
- NA No data available



Horse/Jockey Name	Lady Rain
Final Rank	5
Fastest Section Time (Section)	0:11.27 (1000m)
Top Speed [km/h] (Section)	68.2 (Overall)
Race State	Finished



Ladbrokes Cannon Park QLD Professional

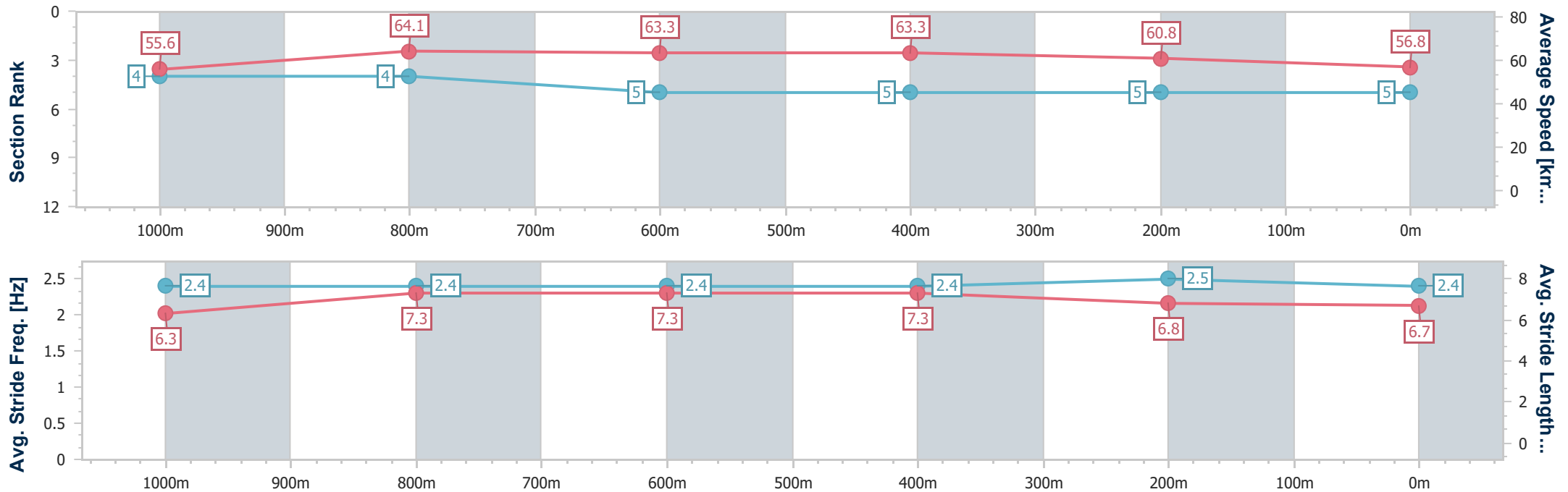
Race 4: CSF INDUSTRIES Class 6 Plate - 1250m

24 August 2024 - 14:29

Track Rating: Soft 7, Weather: Fine, Rail Position: True



Section	Overall	1000m	800m	600m	400m	200m
Section Times	1:15.38 [5] (0:16.19)	0:59.19 [4] (0:11.27)	0:47.92 [4] (0:11.34)	0:36.58 [5] (0:11.67)	0:24.91 [5] (0:12.24)	0:12.67 [5] (0:12.67)
Average Speed [km/h]	55.6	64.1	63.3	63.3	60.8	56.8
Top Speed [km/h]	68.2	65.9	65.0	66.1	62.0	59.3
Avg. Dist. to Rail [m]	0.8	1.0	2.6	3.6	12.2	11.8
Avg. Stride Freq. [Hz]	2.4	2.4	2.4	2.4	2.5	2.4
Avg. Stride Length [m]	6.3	7.3	7.3	7.3	6.8	6.7



- [] Ranking at each section and finish
- .-.- No data available at this section
- NA No data available



Horse/Jockey Name	Tycoon Beau
Final Rank	6
Fastest Section Time (Section)	0:11.00 (1000m)
Top Speed [km/h] (Section)	67.3 (1000m)
Race State	Finished



Ladbrokes Cannon Park QLD Professional

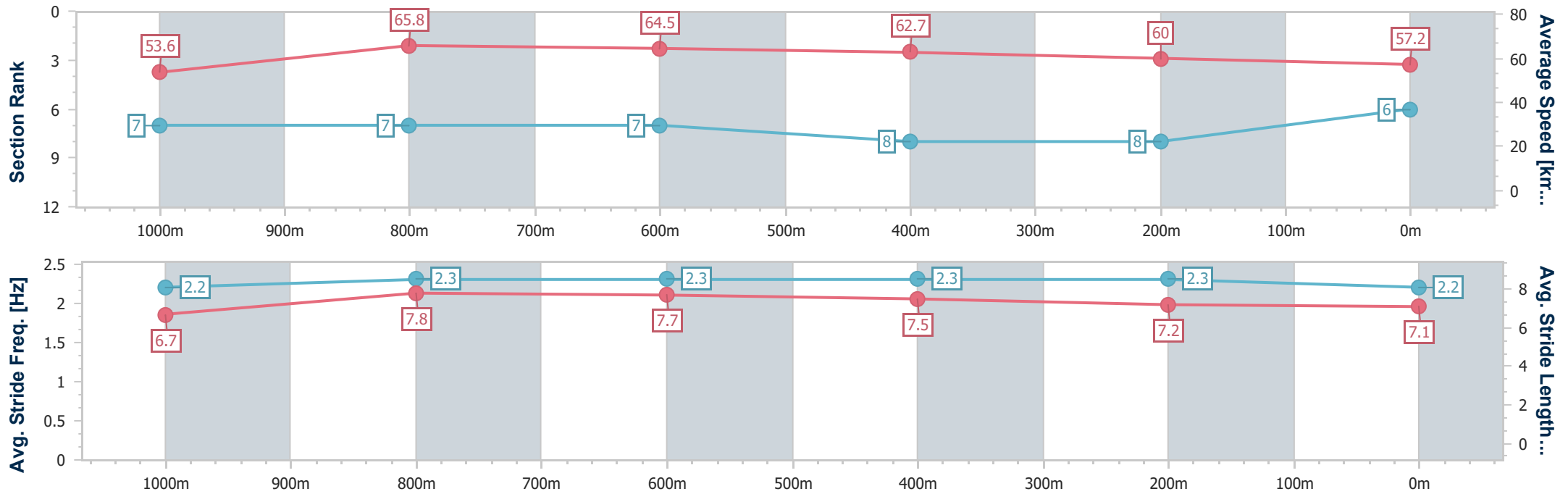
Race 4: CSF INDUSTRIES Class 6 Plate - 1250m

24 August 2024 - 14:29

Track Rating: Soft 7, Weather: Fine, Rail Position: True



Section	Overall	1000m	800m	600m	400m	200m
Section Times	1:15.59 [6] (0:16.82)	0:58.77 [7] (0:11.00)	0:47.77 [7] (0:11.13)	0:36.64 [7] (0:11.73)	0:24.91 [8] (0:12.31)	0:12.60 [8] (0:12.60)
Average Speed [km/h]	53.6	65.8	64.5	62.7	60.0	57.2
Top Speed [km/h]	66.0	67.3	65.4	64.0	61.4	59.7
Avg. Dist. to Rail [m]	3.4	1.2	2.2	3.3	11.1	9.8
Avg. Stride Freq. [Hz]	2.2	2.3	2.3	2.3	2.3	2.2
Avg. Stride Length [m]	6.7	7.8	7.7	7.5	7.2	7.1



- [] Ranking at each section and finish
- .-.- No data available at this section
- NA No data available



Horse/Jockey Name	Elleves
Final Rank	7
Fastest Section Time (Section)	0:11.06 (1000m)
Top Speed [km/h] (Section)	66.4 (Overall)
Race State	Finished



Ladbrokes Cannon Park QLD Professional

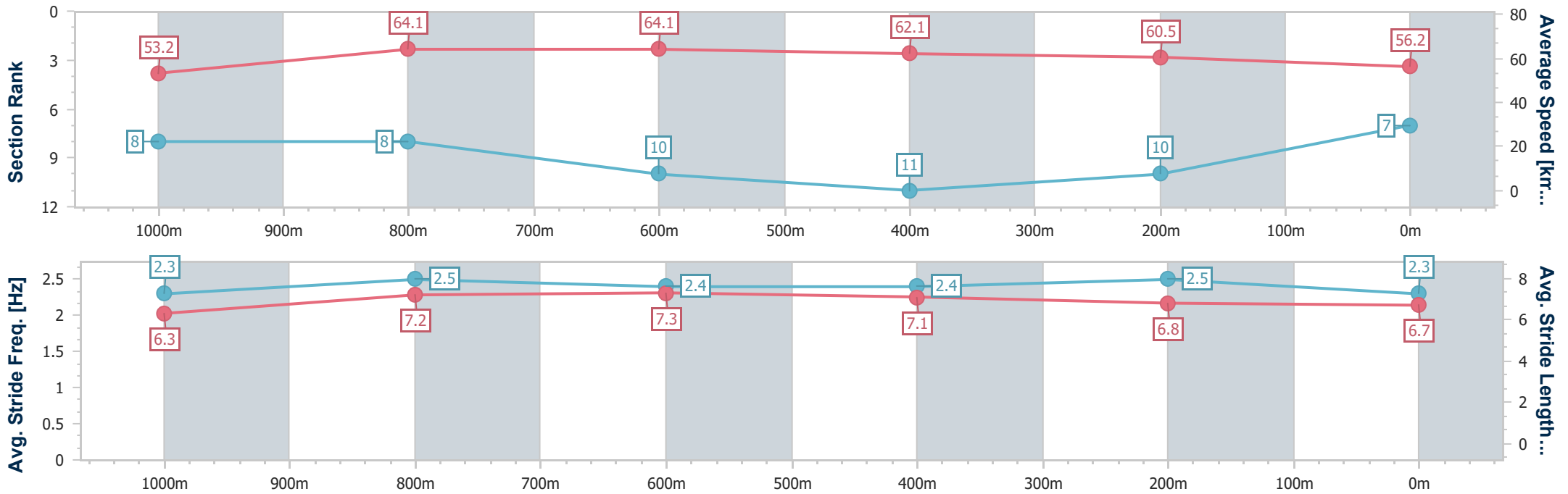
Race 4: CSF INDUSTRIES Class 6 Plate - 1250m

24 August 2024 - 14:29

Track Rating: Soft 7, Weather: Fine, Rail Position: True



Section	Overall	1000m	800m	600m	400m	200m
Section Times	1:15.86 [7] (0:16.84)	0:59.02 [8] (0:11.06)	0:47.96 [8] (0:11.26)	0:36.70 [10] (0:11.77)	0:24.93 [11] (0:12.15)	0:12.78 [10]
Average Speed [km/h]	53.2	64.1	64.1	62.1	60.5	56.2
Top Speed [km/h]	66.4	65.3	64.7	64.0	62.1	59.8
Avg. Dist. to Rail [m]	2.2	2.0	0.5	2.4	9.0	9.9
Avg. Stride Freq. [Hz]	2.3	2.5	2.4	2.4	2.5	2.3
Avg. Stride Length [m]	6.3	7.2	7.3	7.1	6.8	6.7



- [] Ranking at each section and finish
- .-.- No data available at this section
- NA No data available



Horse/Jockey Name	Beauty Boom
Final Rank	8
Fastest Section Time (Section)	0:10.88 (1000m)
Top Speed [km/h] (Section)	70.9 (Overall)
Race State	Finished



Ladbrokes Cannon Park QLD Professional

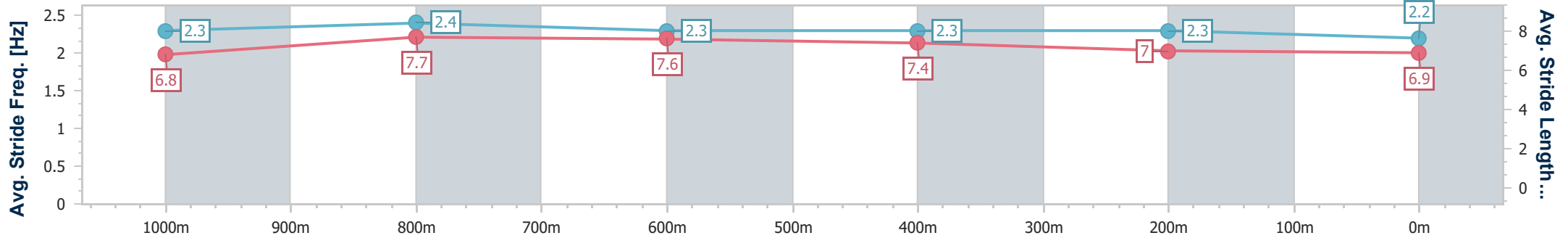
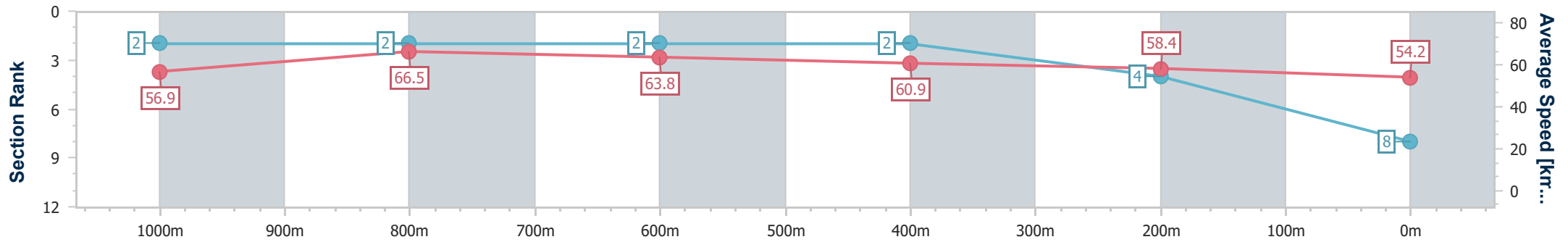
Race 4: CSF INDUSTRIES Class 6 Plate - 1250m

24 August 2024 - 14:29

Track Rating: Soft 7, Weather: Fine, Rail Position: True



Section	Overall	1000m	800m	600m	400m	200m
Section Times	1:15.91 [8] (0:15.95)	0:59.96 [2] (0:10.88)	0:49.08 [2] (0:11.31)	0:37.77 [2] (0:11.93)	0:25.84 [2] (0:12.57)	0:13.27 [4] (0:13.27)
Average Speed [km/h]	56.9	66.5	63.8	60.9	58.4	54.2
Top Speed [km/h]	70.9	67.3	64.9	62.3	59.8	57.2
Avg. Dist. to Rail [m]	3.4	1.3	1.3	1.6	7.1	7.9
Avg. Stride Freq. [Hz]	2.3	2.4	2.3	2.3	2.3	2.2
Avg. Stride Length [m]	6.8	7.7	7.6	7.4	7.0	6.9



- [] Ranking at each section and finish
- .-.- No data available at this section
- NA No data available



Horse/Jockey Name	Counter Command
Final Rank	9
Fastest Section Time (Section)	0:10.84 (1000m)
Top Speed [km/h] (Section)	69.5 (Overall)
Race State	Finished



Ladbrokes Cannon Park QLD Professional

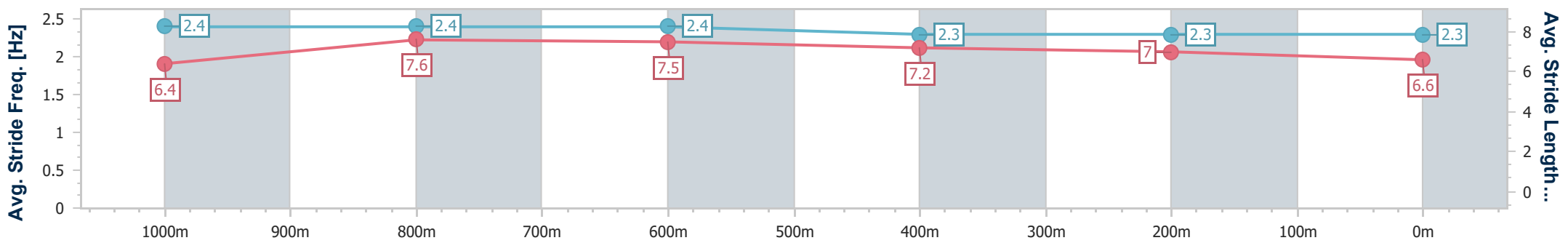
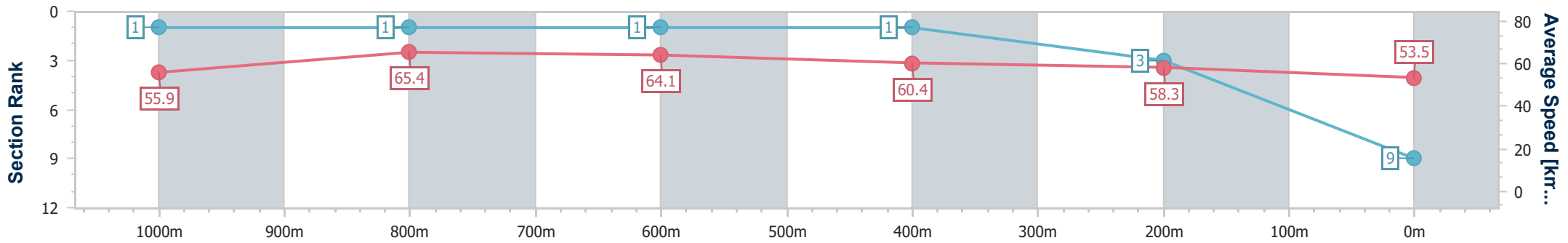
Race 4: CSF INDUSTRIES Class 6 Plate - 1250m

24 August 2024 - 14:29

Track Rating: Soft 7, Weather: Fine, Rail Position: True



Section	Overall	1000m	800m	600m	400m	200m
Section Times	1:15.95 [9] (0:15.91)	1:00.04 [1] (0:10.84)	0:49.20 [1] (0:11.26)	0:37.94 [1] (0:12.01)	0:25.93 [1] (0:12.47)	0:13.46 [3] (0:13.46)
Average Speed [km/h]	55.9	65.4	64.1	60.4	58.3	53.5
Top Speed [km/h]	69.5	67.9	65.2	62.4	59.7	57.6
Avg. Dist. to Rail [m]	2.7	2.0	1.6	1.8	6.5	7.3
Avg. Stride Freq. [Hz]	2.4	2.4	2.4	2.3	2.3	2.3
Avg. Stride Length [m]	6.4	7.6	7.5	7.2	7.0	6.6



- [] Ranking at each section and finish
- .-.- No data available at this section
- NA No data available



Horse/Jockey Name	Crystal Chief
Final Rank	10
Fastest Section Time (Section)	0:10.97 (1000m)
Top Speed [km/h] (Section)	66.3 (1000m)
Race State	Finished



Ladbrokes Cannon Park QLD Professional

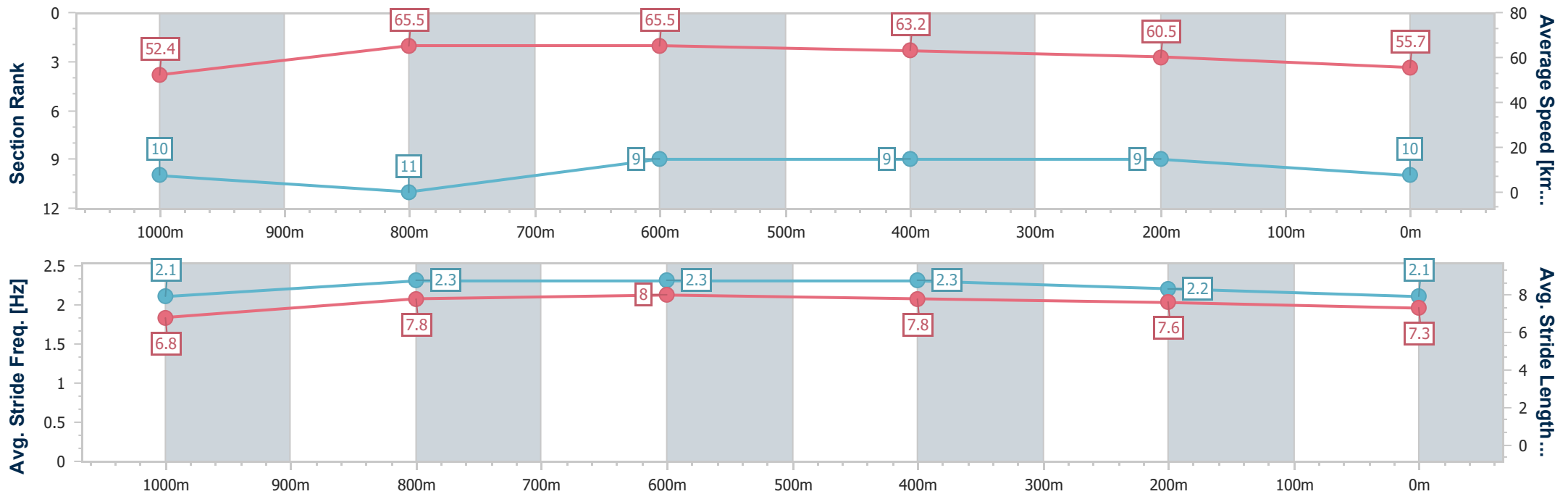
Race 4: CSF INDUSTRIES Class 6 Plate - 1250m

24 August 2024 - 14:29

Track Rating: Soft 7, Weather: Fine, Rail Position: True



Section	Overall	1000m	800m	600m	400m	200m
Section Times	1:15.99 [10] (0:17.20)	0:58.79 [10] (0:10.97)	0:47.82 [11] (0:10.99)	0:36.83 [9] (0:11.69)	0:25.14 [9] (0:12.22)	0:12.92 [9] (0:12.92)
Average Speed [km/h]	52.4	65.5	65.5	63.2	60.5	55.7
Top Speed [km/h]	64.2	66.3	66.1	64.6	62.3	59.3
Avg. Dist. to Rail [m]	4.7	0.9	1.8	3.5	12.3	13.7
Avg. Stride Freq. [Hz]	2.1	2.3	2.3	2.3	2.2	2.1
Avg. Stride Length [m]	6.8	7.8	8.0	7.8	7.6	7.3



- [] Ranking at each section and finish
- .-.- No data available at this section
- NA No data available



Horse/Jockey Name	Sealion
Final Rank	11
Fastest Section Time (Section)	0:11.06 (1000m)
Top Speed [km/h] (Section)	66.4 (Overall)
Race State	Finished



Ladbrokes Cannon Park QLD Professional

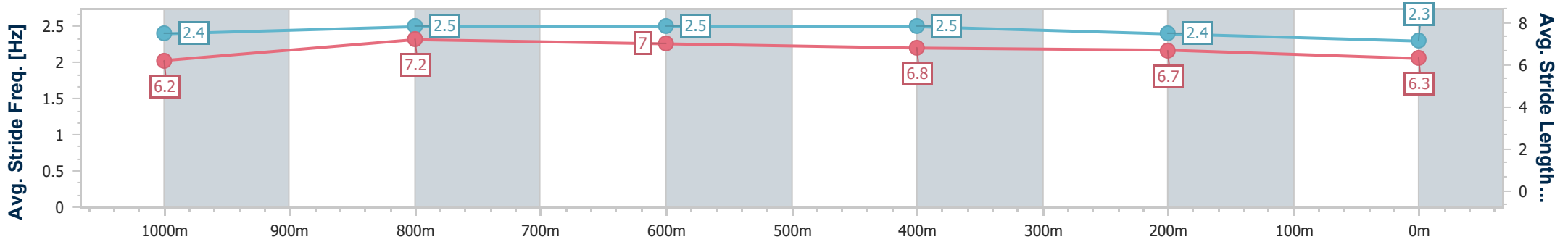
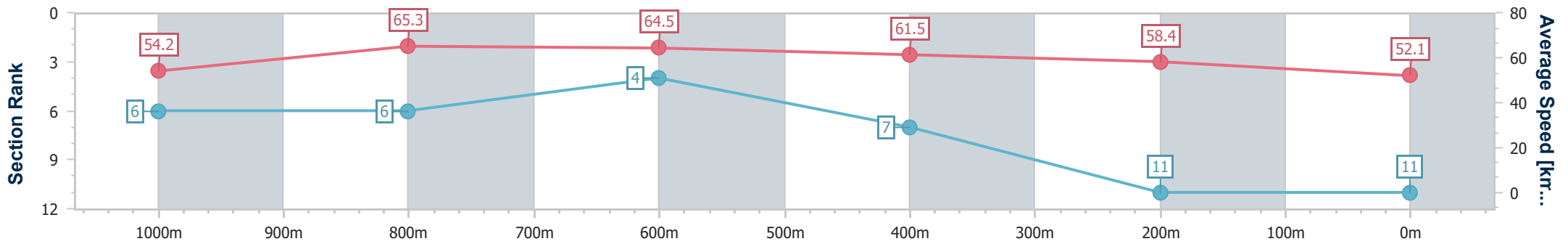
Race 4: CSF INDUSTRIES Class 6 Plate - 1250m

24 August 2024 - 14:29

Track Rating: Soft 7, Weather: Fine, Rail Position: True



Section	Overall	1000m	800m	600m	400m	200m
Section Times	1:16.98 [11] (0:16.55)	1:00.43 [6] (0:11.06)	0:49.37 [6] (0:11.16)	0:38.21 [4] (0:11.86)	0:26.35 [7] (0:12.54)	0:13.81 [11] (0:13.81)
Average Speed [km/h]	54.2	65.3	64.5	61.5	58.4	52.1
Top Speed [km/h]	66.4	65.7	64.8	64.3	59.9	56.4
Avg. Dist. to Rail [m]	0.9	0.8	1.4	2.0	6.9	8.8
Avg. Stride Freq. [Hz]	2.4	2.5	2.5	2.5	2.4	2.3
Avg. Stride Length [m]	6.2	7.2	7.0	6.8	6.7	6.3



- [] Ranking at each section and finish
- .-.- No data available at this section
- NA No data available



Ladbrokes Cannon Park QLD Professional

Race 5: FGF BITUMEN Class 4 Handicap - 950m

24 August 2024 - 15:06



Track Rating: Soft 7, Weather: Fine, Rail Position: True

Section		Overall									Last 600m		
Field Times		0:55.33									0:35.00		
		(0:10.08)											
		800m									0:45.25		
											(0:10.25)		
		600m									0:35.00		
											(0:11.12)		
		400m									0:23.88		
											(0:11.61)		
		200m									0:12.27		
											(0:12.27)		
Rank	TAB	Horse/Jockey	Barrier	Top Speed [km/h]	Fastest Section	Overall	800m	600m	400m	200m	Margin	Last 600m	Distance Travelled [m]
1	7	VIBURNUM Tyler Leslight	7	71.6	0:10.14	0:55.33 [1] (0:10.14)	0:45.19 [3] (0:10.19)	0:35.00 [1] (0:11.12)	0:23.88 [1] (0:11.61)	0:12.27 [1] (0:12.27)	0:55.33	0:35.00	
2	12	NEVETON Lacey Morrison	4	71.4	0:10.34	0:55.51 [2] (0:10.37)	0:45.14 [7] (0:10.34)	0:34.80 [8] (0:11.37)	0:23.43 [8] (0:11.58)	0:11.85 [4] (0:11.85)	1.07L	0:34.80	-5
3	11	YAMABUSHI Nathan Thomas	10	70.9	0:10.27	0:55.53 [3] (0:10.34)	0:45.19 [6] (0:10.27)	0:34.92 [5] (0:11.08)	0:23.84 [3] (0:11.81)	0:12.03 [3] (0:12.03)	1.21L	0:34.92	-1
4	9	BAKERSFIELD Sean Cormack	11	72.1	0:10.16	0:55.55 [4] (0:10.27)	0:45.28 [5] (0:10.16)	0:35.12 [2] (0:11.22)	0:23.90 [2] (0:11.56)	0:12.34 [2] (0:12.34)	1.28L	0:35.12	+1
5	5	ZI WIN Graham Kliese	13	71.2	0:10.41	0:55.85 [5] (0:10.67)	0:45.18 [11] (0:10.41)	0:34.77 [12] (0:11.22)	0:23.55 [11] (0:11.70)	0:11.85 [11] (0:11.85)	3.06L	0:34.77	-4
6	8	DELUXE LEGEND Frank Edwards	8	70.1	0:10.46	0:55.86 [6] (0:10.56)	0:45.30 [9] (0:10.46)	0:34.84 [10] (0:11.17)	0:23.67 [10] (0:11.70)	0:11.97 [9] (0:11.97)	3.11L	0:34.84	-3
7	10	SOUTHERN FRONT Jackson Murphy	14	70.3	0:10.40	0:56.06 [7] (0:10.65)	0:45.41 [10] (0:10.40)	0:35.01 [11] (0:11.29)	0:23.72 [12] (0:11.73)	0:11.99 [12] (0:11.99)	4.29L	0:35.01	-1
8	4	MEMPHIS SHADOW Ryan Wiggins	15	71.3	0:10.22	0:56.11 [8] (0:10.70)	0:45.41 [12] (0:10.22)	0:35.19 [9] (0:11.21)	0:23.98 [9] (0:11.60)	0:12.38 [5] (0:12.38)	4.6L	0:35.19	+1
9	2	ARCHIE'S LAW Zac Sprie	1	69.8	0:10.08	0:56.29 [9] (0:10.08)	0:46.21 [1] (0:10.47)	0:35.74 [4] (0:11.27)	0:24.47 [4] (0:11.95)	0:12.52 [6] (0:12.52)	5.64L	0:35.74	-8
10	6	BRING THE RABBLE Chelsea Jokic	3	72.0	0:10.25	0:56.73 [10] (0:10.37)	0:46.36 [8] (0:10.25)	0:36.11 [6] (0:11.25)	0:24.86 [6] (0:12.00)	0:12.86 [8] (0:12.86)	8.23L	0:36.11	-5

Scratched: Rose Of Athens (#15), Guapo (#14), Bean Warrior (#13), Golden Charles (#16)

Report Created: Sat 24 August 2024 15:26 GMT+1 (Note: Timing is based on position data)

Page 1/14

[] Ranking at each section and finish
 -:-:- No data available at this section
 NA No data available

SCN Saddle cloth number
 DNF Did not finish
 DNT Did not track

data processed by TRIPLES DATA



Ladbrokes Cannon Park QLD Professional

Race 5: FGF BITUMEN Class 4 Handicap - 950m

24 August 2024 - 15:06



Track Rating: Soft 7, Weather: Fine, Rail Position: True

Section		Overall	800m	600m	400m	200m	Last 600m					
Field Times		0:55.33 (0:10.08)	0:45.25 (0:10.25)	0:35.00 (0:11.12)	0:23.88 (0:11.61)	0:12.27 (0:12.27)	0:35.00					
Rank	TAB Horse/Jockey	Barrier	Top Speed [km/h]	Fastest Section	Margin					Distance Travelled [m]		
11	3 NAZORIAN Nathan Day	2	70.4 Overall	0:10.12 Overall	0:56.78 [11] (0:10.12)	0:46.66 [2] (0:10.42)	0:36.24 [3] (0:11.45)	0:24.79 [7] (0:11.91)	0:12.88 [10] (0:12.88)	8.56L	0:36.24	-4
12	1 POMADE Georgina Cartwright	6	70.3 800m	0:10.25 Overall	0:56.86 [12] (0:10.25)	0:46.61 [4] (0:10.38)	0:36.23 [7] (0:11.22)	0:25.01 [5] (0:11.98)	0:13.03 [7] (0:13.03)	9L	0:36.23	-8

Scratched: Rose Of Athens (#15), Guapo (#14), Bean Warrior (#13), Golden Charles (#16)

[] Ranking at each section and finish
 -:-:-:- No data available at this section
 NA No data available

SCN Saddle cloth number
 DNF Did not finish
 DNT Did not track



Horse/Jockey Name	Viburnum
Final Rank	1
Fastest Section Time (Section)	0:10.14 (Overall)
Top Speed [km/h] (Section)	71.6 (800m)
Race State	Finished



Ladbrokes Cannon Park QLD Professional

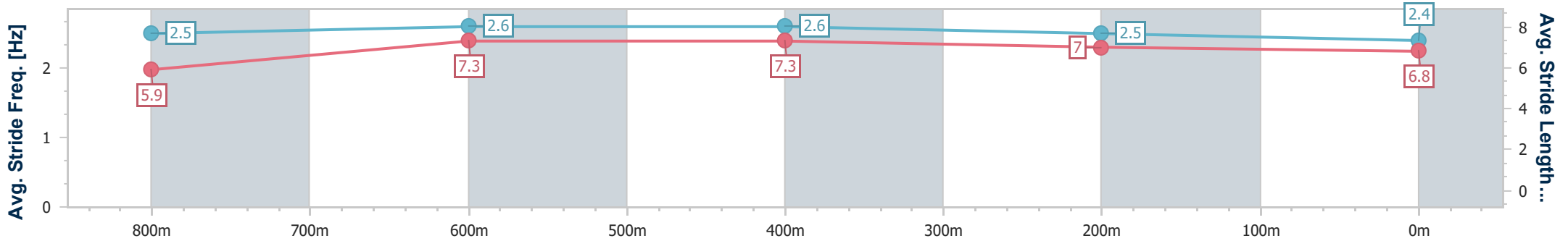
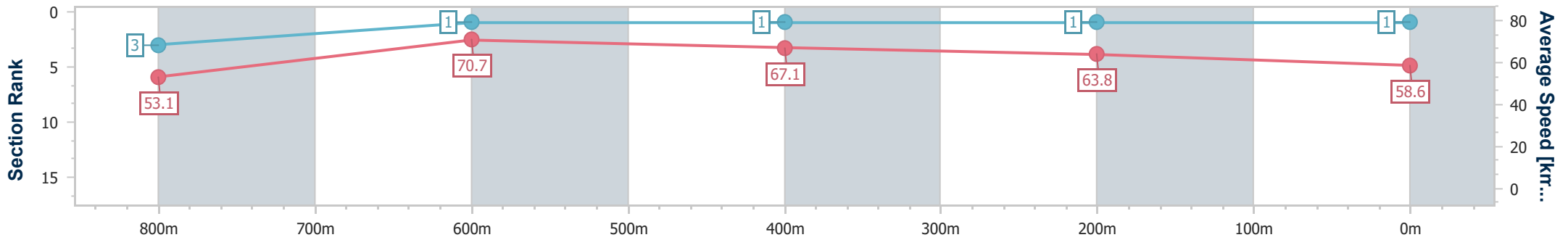
Race 5: FGF BITUMEN Class 4 Handicap - 950m

24 August 2024 - 15:06

Track Rating: Soft 7, Weather: Fine, Rail Position: True



Section	Overall	800m	600m	400m	200m
Section Times	0:55.33 [1] (0:10.14)	0:45.19 [3] (0:10.19)	0:35.00 [1] (0:11.12)	0:23.88 [1] (0:11.61)	0:12.27 [1] (0:12.27)
Average Speed [km/h]	53.1	70.7	67.1	63.8	58.6
Top Speed [km/h]	69.3	71.6	69.3	65.0	62.7
Avg. Dist. to Rail [m]	8.8	5.3	5.3	8.7	5.6
Avg. Stride Freq. [Hz]	2.5	2.6	2.6	2.5	2.4
Avg. Stride Length [m]	5.9	7.3	7.3	7.0	6.8



- [] Ranking at each section and finish
- .-.- No data available at this section
- NA No data available



Horse/Jockey Name	Neveton
Final Rank	2
Fastest Section Time (Section)	0:10.34 (800m)
Top Speed [km/h] (Section)	71.4 (800m)
Race State	Finished



Ladbrokes Cannon Park QLD Professional

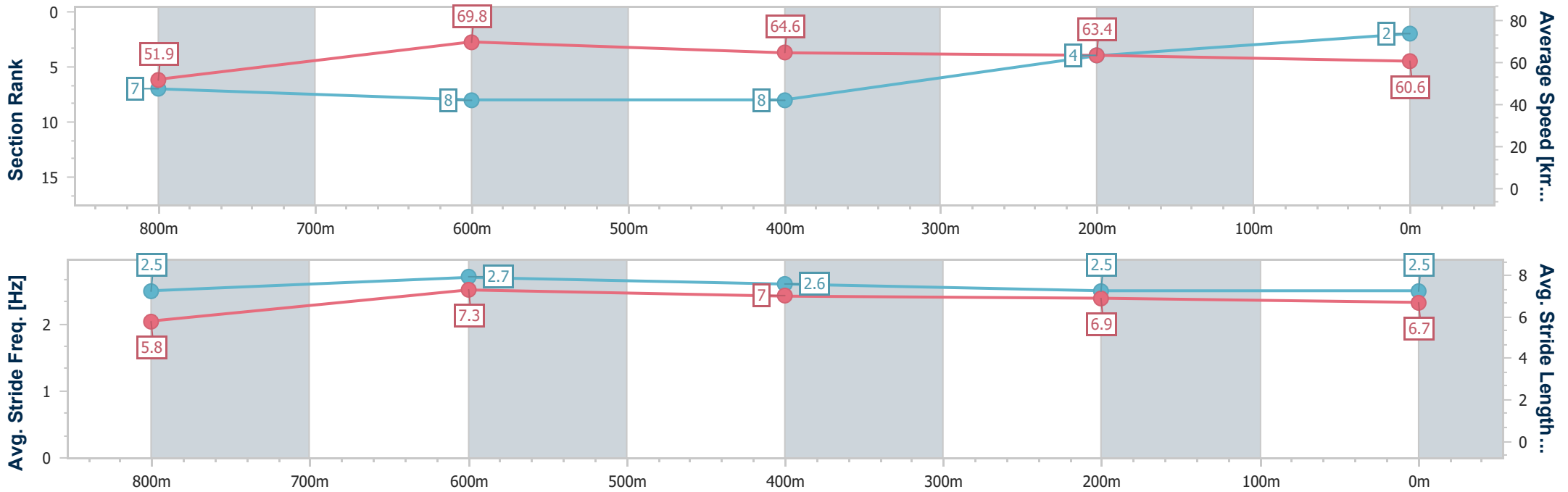
Race 5: FGF BITUMEN Class 4 Handicap - 950m

24 August 2024 - 15:06

Track Rating: Soft 7, Weather: Fine, Rail Position: True



Section	Overall	800m	600m	400m	200m
Section Times	0:55.51 [2] (0:10.37)	0:45.14 [7] (0:10.34)	0:34.80 [8] (0:11.37)	0:23.43 [8] (0:11.58)	0:11.85 [4] (0:11.85)
Average Speed [km/h]	51.9	69.8	64.6	63.4	60.6
Top Speed [km/h]	68.5	71.4	68.2	65.1	63.9
Avg. Dist. to Rail [m]	3.8	1.8	3.0	8.3	6.2
Avg. Stride Freq. [Hz]	2.5	2.7	2.6	2.5	2.5
Avg. Stride Length [m]	5.8	7.3	7.0	6.9	6.7



- [] Ranking at each section and finish
- .-.- No data available at this section
- NA No data available



Horse/Jockey Name	Yamabushi
Final Rank	3
Fastest Section Time (Section)	0:10.27 (800m)
Top Speed [km/h] (Section)	70.9 (800m)
Race State	Finished



Ladbrokes Cannon Park QLD Professional

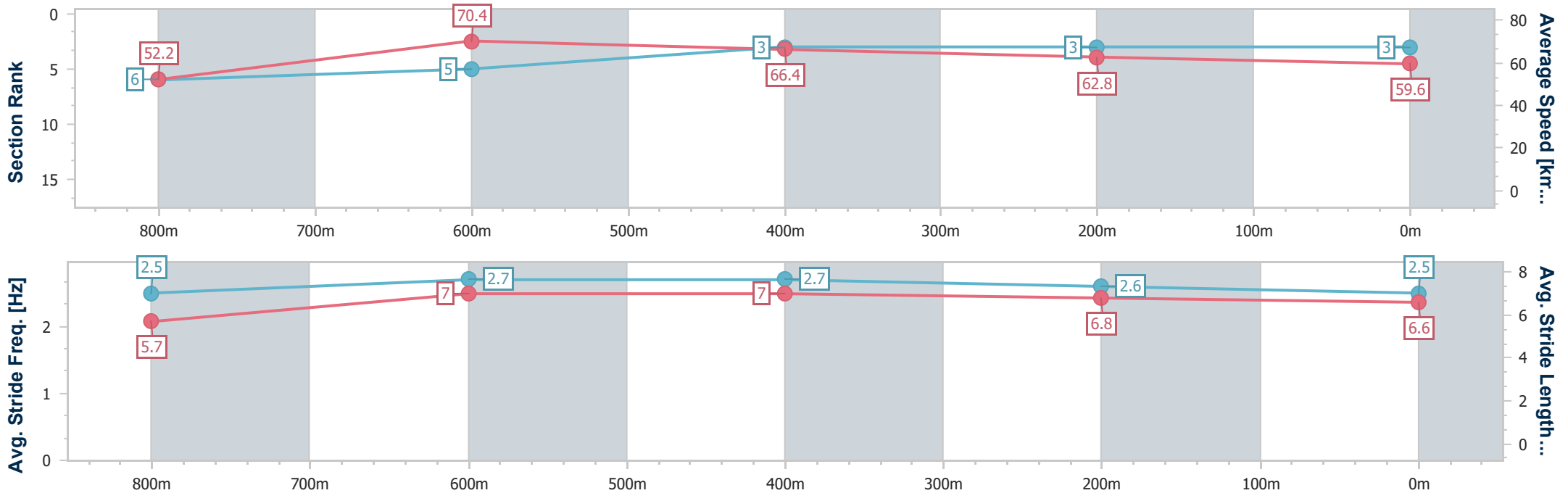
Race 5: FGF BITUMEN Class 4 Handicap - 950m

24 August 2024 - 15:06

Track Rating: Soft 7, Weather: Fine, Rail Position: True



Section	Overall	800m	600m	400m	200m
Section Times	0:55.53 [3] (0:10.34)	0:45.19 [6] (0:10.27)	0:34.92 [5] (0:11.08)	0:23.84 [3] (0:11.81)	0:12.03 [3] (0:12.03)
Average Speed [km/h]	52.2	70.4	66.4	62.8	59.6
Top Speed [km/h]	69.7	70.9	69.1	64.3	62.2
Avg. Dist. to Rail [m]	8.0	4.0	3.9	9.3	6.6
Avg. Stride Freq. [Hz]	2.5	2.7	2.7	2.6	2.5
Avg. Stride Length [m]	5.7	7.0	7.0	6.8	6.6



- [] Ranking at each section and finish
- .-.- No data available at this section
- NA No data available



Horse/Jockey Name	Bakersfield
Final Rank	4
Fastest Section Time (Section)	0:10.16 (800m)
Top Speed [km/h] (Section)	72.1 (800m)
Race State	Finished



Ladbrokes Cannon Park QLD Professional

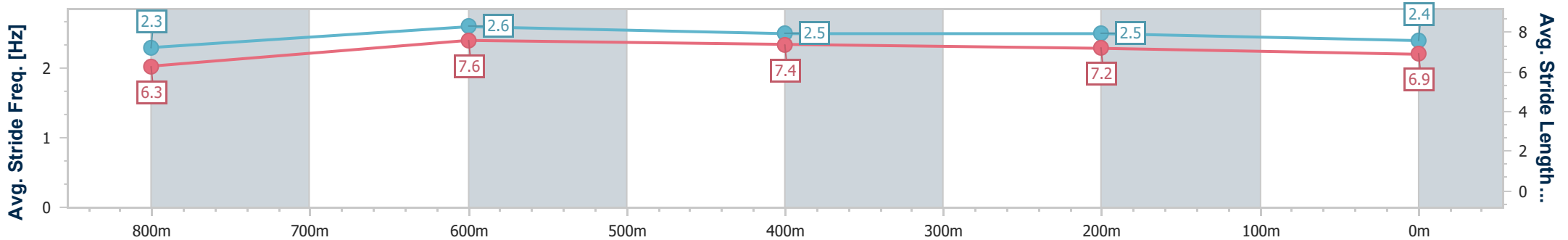
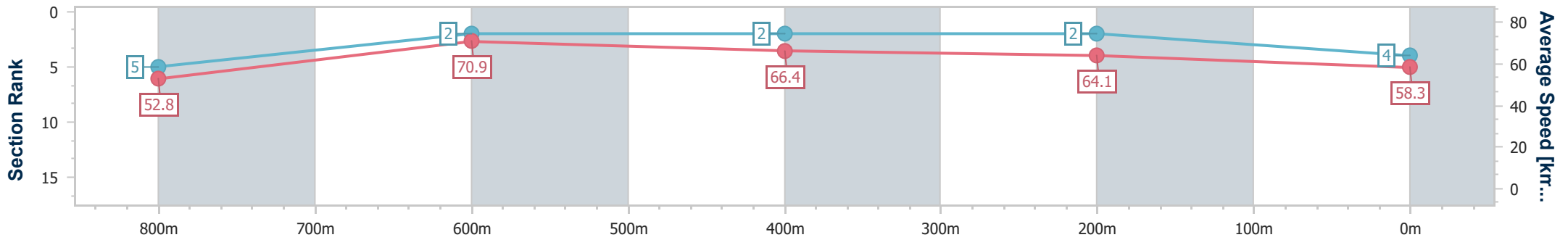
Race 5: FGF BITUMEN Class 4 Handicap - 950m

24 August 2024 - 15:06

Track Rating: Soft 7, Weather: Fine, Rail Position: True



Section	Overall	800m	600m	400m	200m
Section Times	0:55.55 [4] (0:10.27)	0:45.28 [5] (0:10.16)	0:35.12 [2] (0:11.22)	0:23.90 [2] (0:11.56)	0:12.34 [2] (0:12.34)
Average Speed [km/h]	52.8	70.9	66.4	64.1	58.3
Top Speed [km/h]	69.5	72.1	70.0	64.8	62.3
Avg. Dist. to Rail [m]	8.8	6.5	5.5	9.9	7.6
Avg. Stride Freq. [Hz]	2.3	2.6	2.5	2.5	2.4
Avg. Stride Length [m]	6.3	7.6	7.4	7.2	6.9



- [] Ranking at each section and finish
- .-.-.- No data available at this section
- NA No data available



Horse/Jockey Name	Zi Win
Final Rank	5
Fastest Section Time (Section)	0:10.41 (800m)
Top Speed [km/h] (Section)	71.2 (800m)
Race State	Finished



Ladbrokes Cannon Park QLD Professional

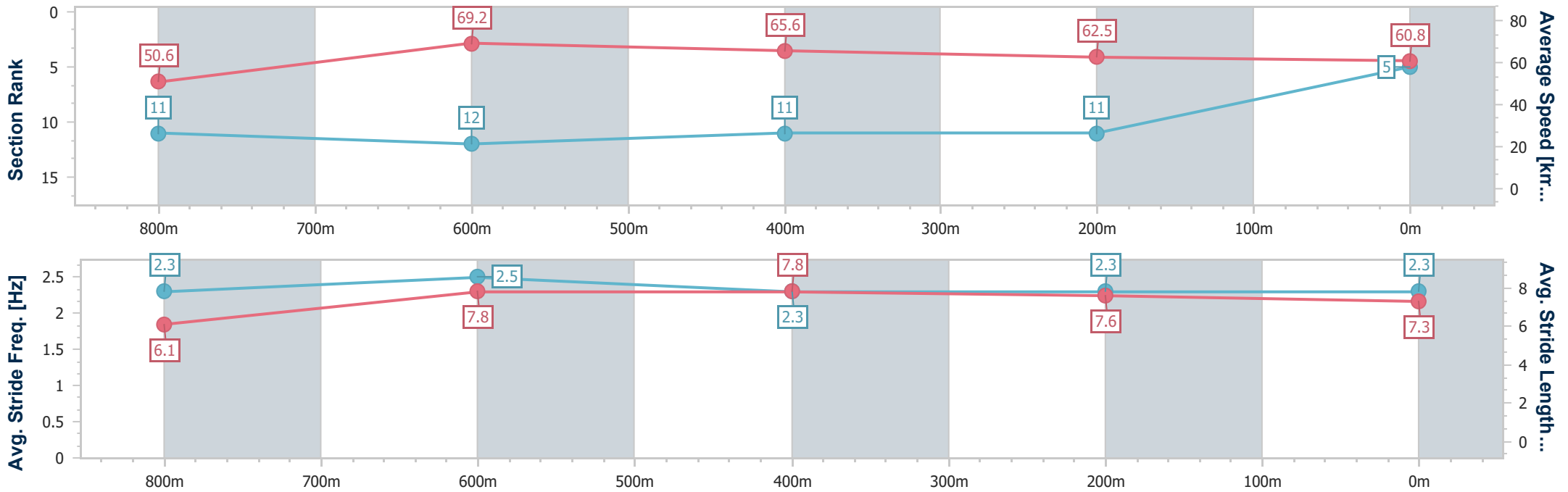
Race 5: FGF BITUMEN Class 4 Handicap - 950m

24 August 2024 - 15:06

Track Rating: Soft 7, Weather: Fine, Rail Position: True



Section	Overall	800m	600m	400m	200m
Section Times	0:55.85 [5] (0:10.67)	0:45.18 [11] (0:10.41)	0:34.77 [12] (0:11.22)	0:23.55 [11] (0:11.70)	0:11.85 [11] (0:11.85)
Average Speed [km/h]	50.6	69.2	65.6	62.5	60.8
Top Speed [km/h]	68.0	71.2	69.8	63.4	62.4
Avg. Dist. to Rail [m]	9.3	2.3	2.9	6.3	6.1
Avg. Stride Freq. [Hz]	2.3	2.5	2.3	2.3	2.3
Avg. Stride Length [m]	6.1	7.8	7.8	7.6	7.3



- [] Ranking at each section and finish
- .-.- No data available at this section
- NA No data available



Horse/Jockey Name	Deluxe Legend
Final Rank	6
Fastest Section Time (Section)	0:10.46 (800m)
Top Speed [km/h] (Section)	70.1 (800m)
Race State	Finished



Ladbrokes Cannon Park QLD Professional

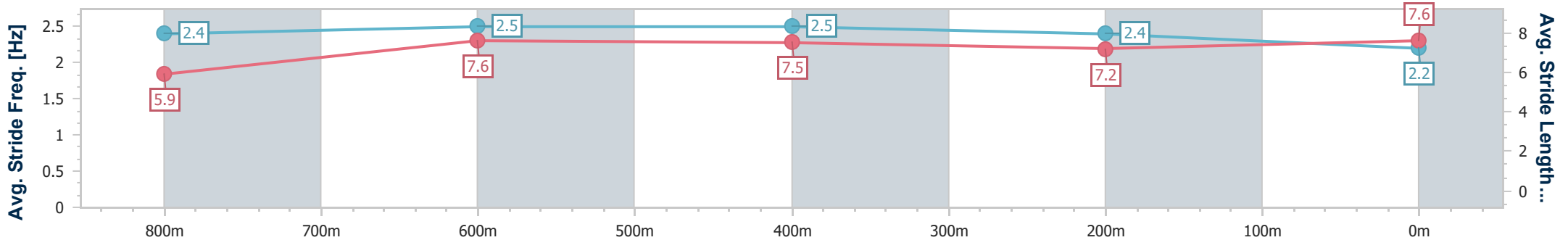
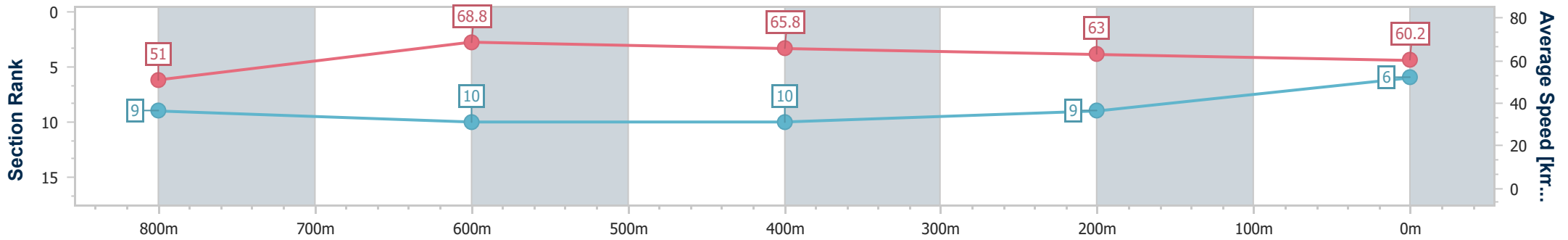
Race 5: FGF BITUMEN Class 4 Handicap - 950m

24 August 2024 - 15:06

Track Rating: Soft 7, Weather: Fine, Rail Position: True



Section	Overall	800m	600m	400m	200m
Section Times	0:55.86 [6] (0:10.56)	0:45.30 [9] (0:10.46)	0:34.84 [10] (0:11.17)	0:23.67 [10] (0:11.70)	0:11.97 [9] (0:11.97)
Average Speed [km/h]	51.0	68.8	65.8	63.0	60.2
Top Speed [km/h]	67.1	70.1	69.7	64.0	62.4
Avg. Dist. to Rail [m]	6.0	3.6	3.5	10.1	12.4
Avg. Stride Freq. [Hz]	2.4	2.5	2.5	2.4	2.2
Avg. Stride Length [m]	5.9	7.6	7.5	7.2	7.6



- [] Ranking at each section and finish
- .-.- No data available at this section
- NA No data available



Horse/Jockey Name	Southern Front
Final Rank	7
Fastest Section Time (Section)	0:10.40 (800m)
Top Speed [km/h] (Section)	70.3 (800m)
Race State	Finished



Ladbrokes Cannon Park QLD Professional

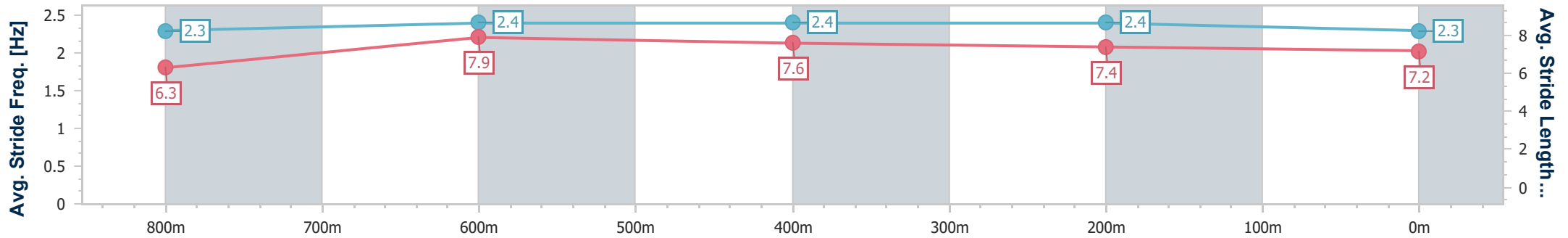
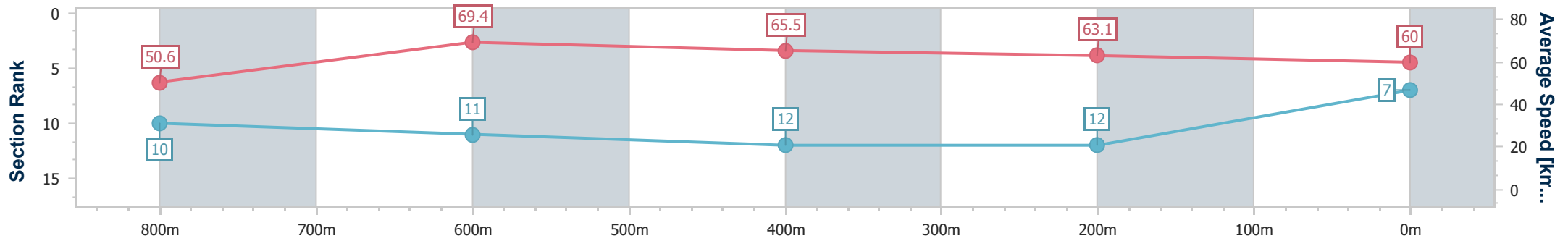
Race 5: FGF BITUMEN Class 4 Handicap - 950m

24 August 2024 - 15:06

Track Rating: Soft 7, Weather: Fine, Rail Position: True



Section	Overall	800m	600m	400m	200m
Section Times	0:56.06 [7] (0:10.65)	0:45.41 [10] (0:10.40)	0:35.01 [11] (0:11.29)	0:23.72 [12] (0:11.73)	0:11.99 [12] (0:11.99)
Average Speed [km/h]	50.6	69.4	65.5	63.1	60.0
Top Speed [km/h]	67.4	70.3	68.2	64.6	64.0
Avg. Dist. to Rail [m]	10.6	3.7	3.5	10.7	8.0
Avg. Stride Freq. [Hz]	2.3	2.4	2.4	2.4	2.3
Avg. Stride Length [m]	6.3	7.9	7.6	7.4	7.2



- [] Ranking at each section and finish
- .-.- No data available at this section
- NA No data available



Horse/Jockey Name	Memphis Shadow
Final Rank	8
Fastest Section Time (Section)	0:10.22 (800m)
Top Speed [km/h] (Section)	71.3 (800m)
Race State	Finished



Ladbrokes Cannon Park QLD Professional

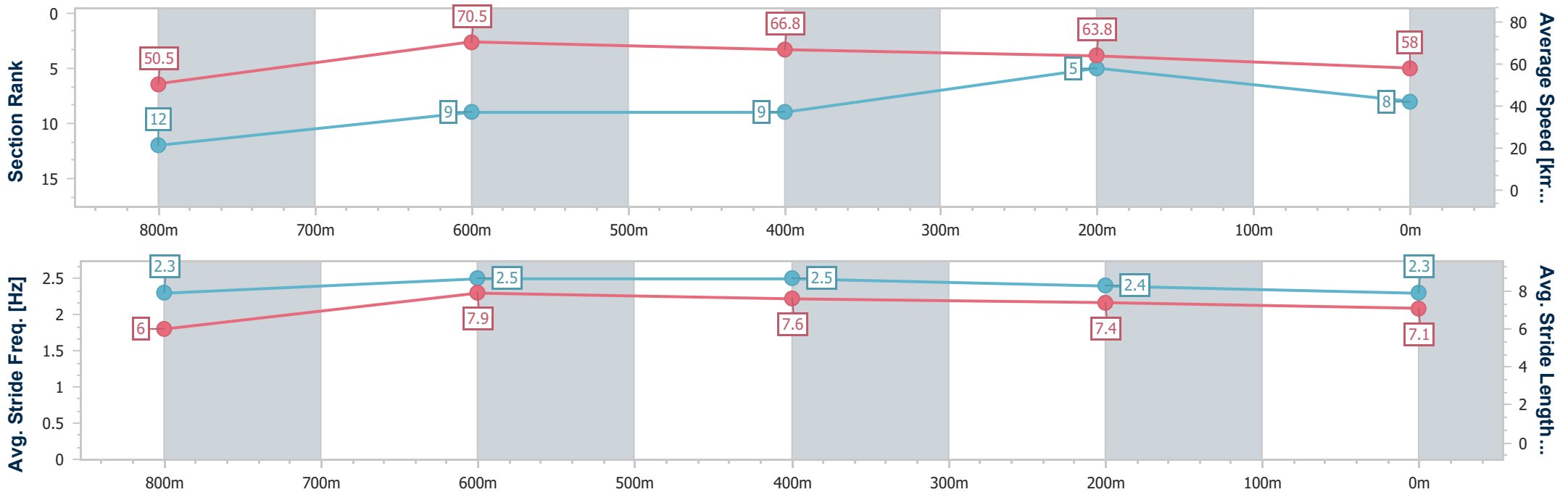
Race 5: FGF BITUMEN Class 4 Handicap - 950m

24 August 2024 - 15:06

Track Rating: Soft 7, Weather: Fine, Rail Position: True



Section	Overall	800m	600m	400m	200m
Section Times	0:56.11 [8] (0:10.70)	0:45.41 [12] (0:10.22)	0:35.19 [9] (0:11.21)	0:23.98 [9] (0:11.60)	0:12.38 [5] (0:12.38)
Average Speed [km/h]	50.5	70.5	66.8	63.8	58.0
Top Speed [km/h]	67.7	71.3	69.3	66.0	60.9
Avg. Dist. to Rail [m]	11.2	5.6	5.9	10.8	9.4
Avg. Stride Freq. [Hz]	2.3	2.5	2.5	2.4	2.3
Avg. Stride Length [m]	6.0	7.9	7.6	7.4	7.1



- [] Ranking at each section and finish
- .-.- No data available at this section
- NA No data available



Horse/Jockey Name	Archie's Law
Final Rank	9
Fastest Section Time (Section)	0:10.08 (Overall)
Top Speed [km/h] (Section)	69.8 (800m)
Race State	Finished



Ladbrokes Cannon Park QLD Professional

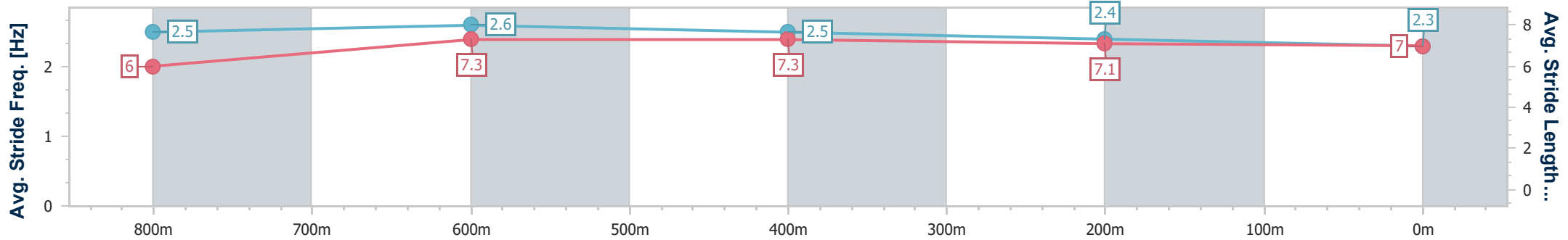
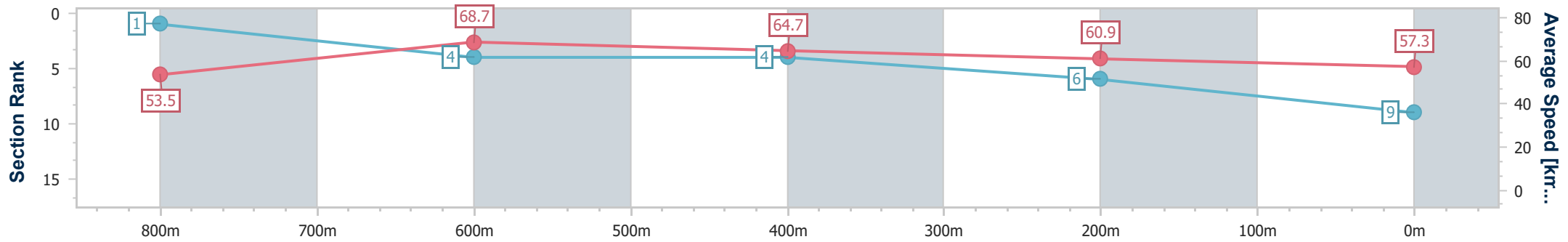
Race 5: FGF BITUMEN Class 4 Handicap - 950m

24 August 2024 - 15:06

Track Rating: Soft 7, Weather: Fine, Rail Position: True



Section	Overall	800m	600m	400m	200m
Section Times	0:56.29 [9] (0:10.08)	0:46.21 [1] (0:10.47)	0:35.74 [4] (0:11.27)	0:24.47 [4] (0:11.95)	0:12.52 [6] (0:12.52)
Average Speed [km/h]	53.5	68.7	64.7	60.9	57.3
Top Speed [km/h]	69.4	69.8	68.3	62.8	59.0
Avg. Dist. to Rail [m]	0.4	0.3	1.6	5.1	5.1
Avg. Stride Freq. [Hz]	2.5	2.6	2.5	2.4	2.3
Avg. Stride Length [m]	6.0	7.3	7.3	7.1	7.0



- [] Ranking at each section and finish
- .-.- No data available at this section
- NA No data available



Horse/Jockey Name	Bring The Rabble
Final Rank	10
Fastest Section Time (Section)	0:10.25 (800m)
Top Speed [km/h] (Section)	72.0 (800m)
Race State	Finished



Ladbrokes Cannon Park QLD Professional

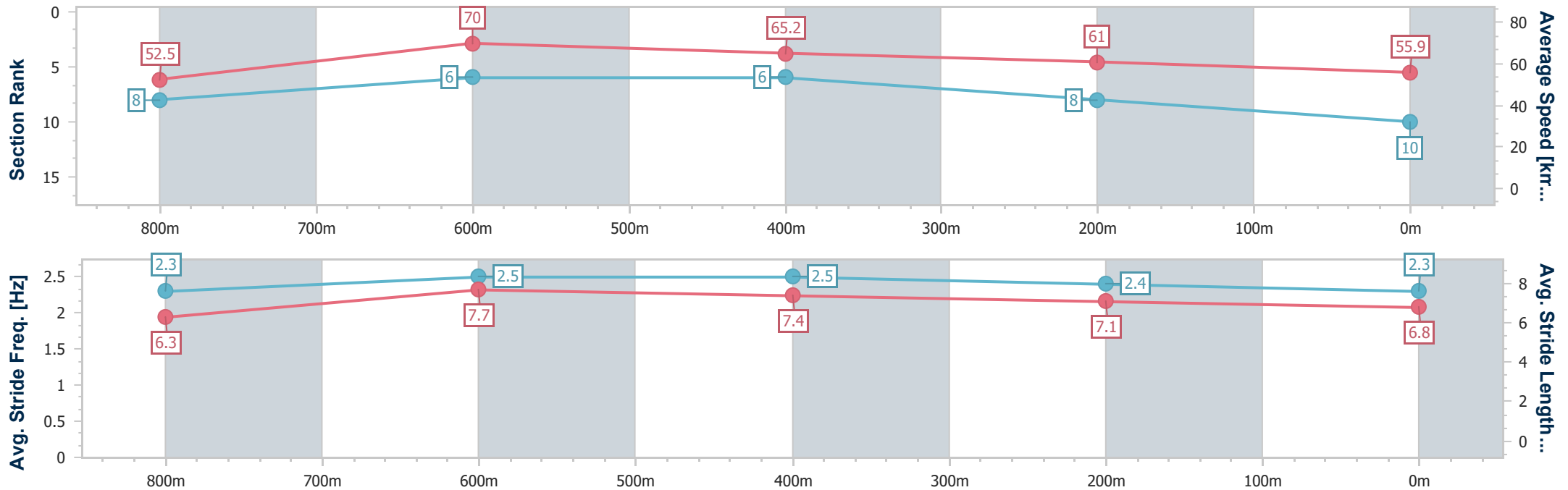
Race 5: FGF BITUMEN Class 4 Handicap - 950m

24 August 2024 - 15:06

Track Rating: Soft 7, Weather: Fine, Rail Position: True



Section	Overall	800m	600m	400m	200m
Section Times	0:56.73 [10] (0:10.37)	0:46.36 [8] (0:10.25)	0:36.11 [6] (0:11.25)	0:24.86 [6] (0:12.00)	0:12.86 [8] (0:12.86)
Average Speed [km/h]	52.5	70.0	65.2	61.0	55.9
Top Speed [km/h]	69.6	72.0	68.2	62.3	60.0
Avg. Dist. to Rail [m]	5.6	4.3	2.7	7.1	9.5
Avg. Stride Freq. [Hz]	2.3	2.5	2.5	2.4	2.3
Avg. Stride Length [m]	6.3	7.7	7.4	7.1	6.8





Horse/Jockey Name	Nazorian
Final Rank	11
Fastest Section Time (Section)	0:10.12 (Overall)
Top Speed [km/h] (Section)	70.4 (Overall)
Race State	Finished



Ladbrokes Cannon Park QLD Professional

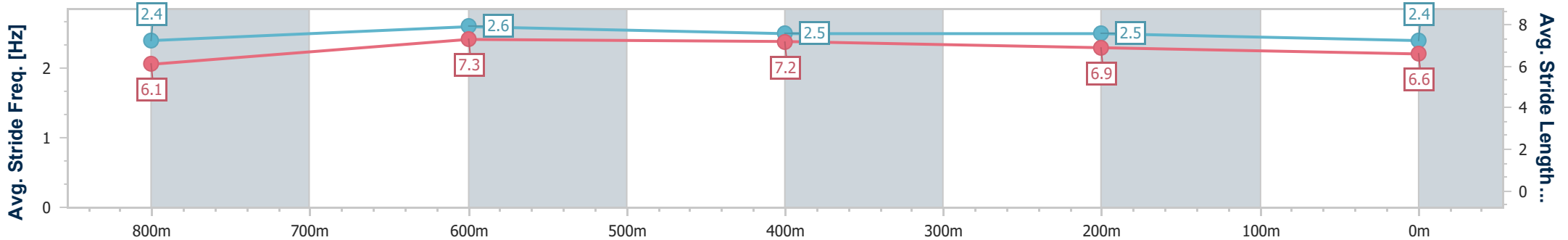
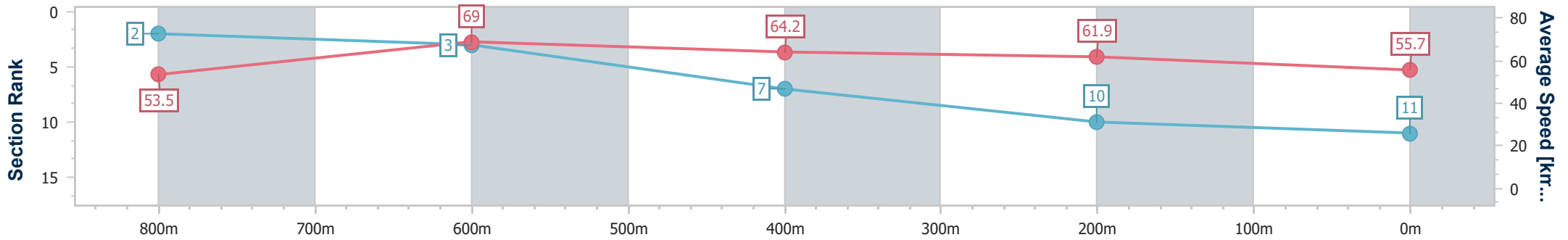
Race 5: FGF BITUMEN Class 4 Handicap - 950m

24 August 2024 - 15:06

Track Rating: Soft 7, Weather: Fine, Rail Position: True



Section	Overall	800m	600m	400m	200m
Section Times	0:56.78 [11] (0:10.12)	0:46.66 [2] (0:10.42)	0:36.24 [3] (0:11.45)	0:24.79 [7] (0:11.91)	0:12.88 [10] (0:12.88)
Average Speed [km/h]	53.5	69.0	64.2	61.9	55.7
Top Speed [km/h]	70.4	70.3	66.1	63.0	62.0
Avg. Dist. to Rail [m]	3.1	2.3	3.4	6.3	5.5
Avg. Stride Freq. [Hz]	2.4	2.6	2.5	2.5	2.4
Avg. Stride Length [m]	6.1	7.3	7.2	6.9	6.6



- [] Ranking at each section and finish
- .-.- No data available at this section
- NA No data available



Horse/Jockey Name	Pomade
Final Rank	12
Fastest Section Time (Section)	0:10.25 (Overall)
Top Speed [km/h] (Section)	70.3 (800m)
Race State	Finished



Ladbrokes Cannon Park QLD Professional

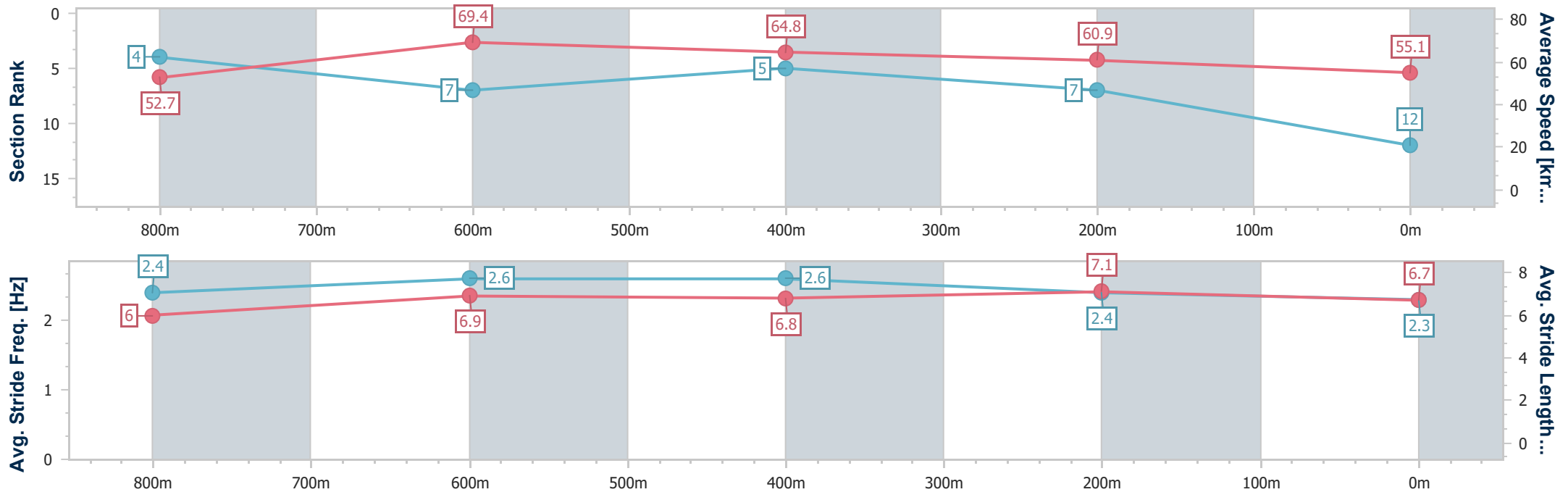
Race 5: FGF BITUMEN Class 4 Handicap - 950m

24 August 2024 - 15:06

Track Rating: Soft 7, Weather: Fine, Rail Position: True



Section	Overall	800m	600m	400m	200m
Section Times	0:56.86 [12] (0:10.25)	0:46.61 [4] (0:10.38)	0:36.23 [7] (0:11.22)	0:25.01 [5] (0:11.98)	0:13.03 [7] (0:13.03)
Average Speed [km/h]	52.7	69.4	64.8	60.9	55.1
Top Speed [km/h]	69.3	70.3	67.4	63.7	58.9
Avg. Dist. to Rail [m]	6.8	4.2	2.1	6.2	9.6
Avg. Stride Freq. [Hz]	2.4	2.6	2.6	2.4	2.3
Avg. Stride Length [m]	6.0	6.9	6.8	7.1	6.7



- [] Ranking at each section and finish
- .-.- No data available at this section
- NA No data available



Ladbrokes Cannon Park QLD Professional

Race 6: BABINDA ELECTRICS LIGHTNING OPEN Handicap - 950m

24 August 2024 - 15:42



Track Rating: Soft 7, Weather: Fine, Rail Position: True

Section		Overall	800m	600m	400m	200m	Last 600m					
Field Times		0:54.94 (0:10.56)	0:44.38 (0:10.41)	0:33.97 (0:11.06)	0:22.91 (0:11.36)	0:11.55 (0:11.55)	0:33.97					
Rank	TAB Horse/Jockey	Barrier	Top Speed [km/h]	Fastest Section	Margin					Distance Travelled [m]		
1	6 MISSILE THUNDER Nathan Thomas	3	70.8 800m	0:10.35 800m	0:54.94 [1] (0:11.02)	0:43.92 [8] (0:10.35)	0:33.57 [6] (0:11.09)	0:22.48 [6] (0:11.19)	0:11.29 [5] (0:11.29)	0:54.94	0:33.57	
2	4 DEMON AWARD Corey Bayliss	8	71.1 800m	0:10.41 800m	0:55.02 [2] (0:10.56)	0:44.46 [1] (0:10.41)	0:34.05 [1] (0:11.06)	0:22.99 [1] (0:11.36)	0:11.63 [1] (0:11.63)	0.49L	0:34.05	+3
3	1 YES DREAM Frank Edwards	4	69.5 800m	0:10.51 800m	0:55.09 [3] (0:10.75)	0:44.34 [4] (0:10.51)	0:33.83 [4] (0:11.02)	0:22.81 [4] (0:11.33)	0:11.48 [4] (0:11.48)	0.92L	0:33.83	+1
4	2 ALL TIME LEGEND Ryan Wiggins	10	69.4 800m	0:10.62 800m	0:55.23 [4] (0:10.78)	0:44.45 [6] (0:10.62)	0:33.83 [7] (0:11.10)	0:22.73 [7] (0:11.23)	0:11.50 [7] (0:11.50)	1.73L	0:33.83	+4
5	10 LOUD NOISE Isabella Teh	6	70.3 800m	0:10.39 800m	0:55.28 [5] (0:10.63)	0:44.65 [3] (0:10.39)	0:34.26 [2] (0:11.16)	0:23.10 [2] (0:11.31)	0:11.79 [2] (0:11.79)	2.04L	0:34.26	+1
6	8 ALI'S JAB Chris Whiteley	7	69.0 800m	0:10.82 800m	0:55.43 [6] (0:11.02)	0:44.41 [7] (0:10.82)	0:33.59 [8] (0:11.06)	0:22.53 [8] (0:11.03)	0:11.50 [8] (0:11.50)	2.91L	0:33.59	-11
7	3 HURTLE Lacey Morrison	1	68.7 800m	0:10.57 Overall	0:55.44 [7] (0:10.57)	0:44.87 [2] (0:10.57)	0:34.30 [3] (0:11.05)	0:23.25 [3] (0:11.39)	0:11.86 [3] (0:11.86)	2.96L	0:34.30	-3
8	5 DESERT COWBOY Robbie Downey	9	69.7 800m	0:10.51 800m	0:55.80 [8] (0:10.78)	0:45.02 [5] (0:10.51)	0:34.51 [5] (0:11.07)	0:23.44 [5] (0:11.35)	0:12.09 [6] (0:12.09)	5.07L	0:34.51	+3

Scratched: Fanaar (#7), Single Memo (#9)

[] Ranking at each section and finish
 -:-:- No data available at this section
 NA No data available

SCN Saddle cloth number
 DNF Did not finish
 DNT Did not track



Horse/Jockey Name	Missile Thunder
Final Rank	1
Fastest Section Time (Section)	0:10.35 (800m)
Top Speed [km/h] (Section)	70.8 (800m)
Race State	Finished



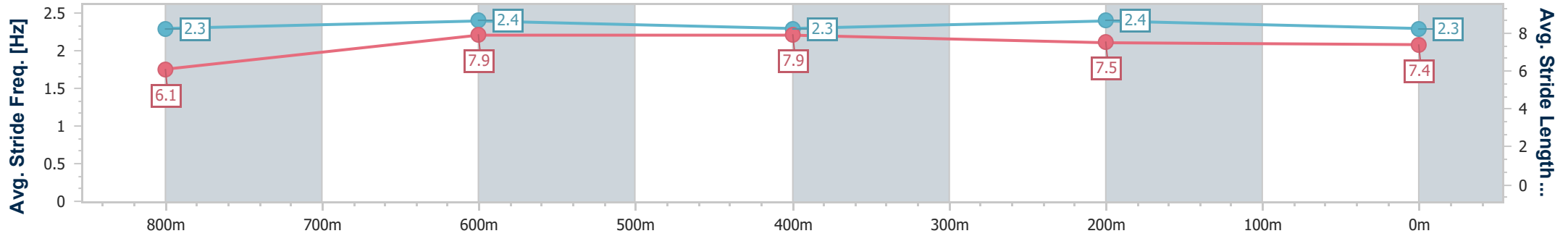
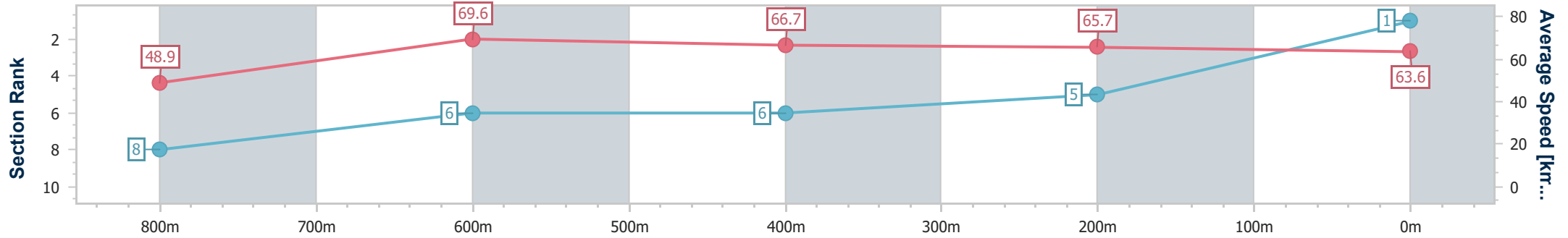
Ladbrokes Cannon Park QLD Professional
Race 6: BABINDA ELECTRICS LIGHTNING OPEN Handicap - 950m



24 August 2024 - 15:42

Track Rating: Soft 7, Weather: Fine, Rail Position: True

Section	Overall	800m	600m	400m	200m
Section Times	0:54.94 [1] (0:11.02)	0:43.92 [8] (0:10.35)	0:33.57 [6] (0:11.09)	0:22.48 [6] (0:11.19)	0:11.29 [5] (0:11.29)
Average Speed [km/h]	48.9	69.6	66.7	65.7	63.6
Top Speed [km/h]	68.0	70.8	69.1	67.9	66.0
Avg. Dist. to Rail [m]	2.5	4.8	4.5	7.9	9.6
Avg. Stride Freq. [Hz]	2.3	2.4	2.3	2.4	2.3
Avg. Stride Length [m]	6.1	7.9	7.9	7.5	7.4



- [] Ranking at each section and finish
- .-.- No data available at this section
- NA No data available



Horse/Jockey Name	Demon Award
Final Rank	2
Fastest Section Time (Section)	0:10.41 (800m)
Top Speed [km/h] (Section)	71.1 (800m)
Race State	Finished



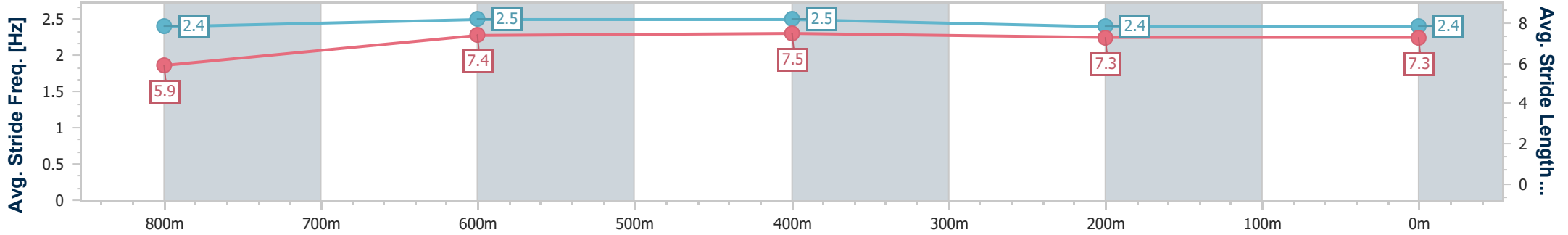
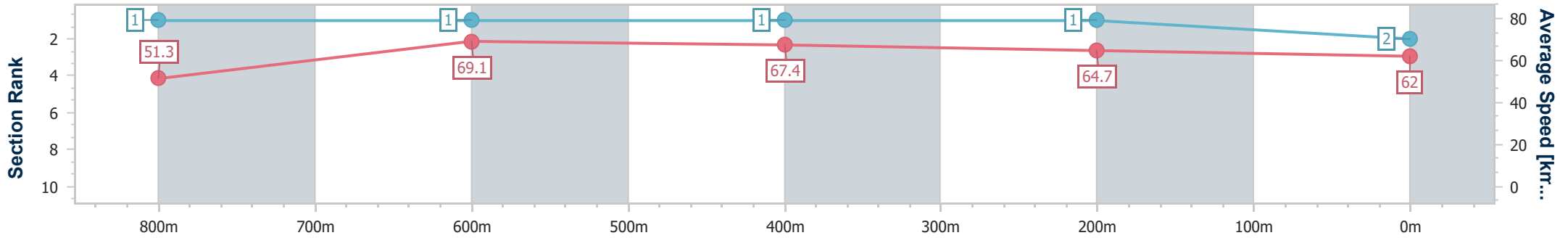
Ladbrokes Cannon Park QLD Professional
Race 6: BABINDA ELECTRICS LIGHTNING OPEN Handicap - 950m

24 August 2024 - 15:42

Track Rating: Soft 7, Weather: Fine, Rail Position: True



Section	Overall	800m	600m	400m	200m
Section Times	0:55.02 [2] (0:10.56)	0:44.46 [1] (0:10.41)	0:34.05 [1] (0:11.06)	0:22.99 [1] (0:11.36)	0:11.63 [1] (0:11.63)
Average Speed [km/h]	51.3	69.1	67.4	64.7	62.0
Top Speed [km/h]	67.5	71.1	69.6	67.3	63.7
Avg. Dist. to Rail [m]	8.8	5.7	5.8	8.3	8.5
Avg. Stride Freq. [Hz]	2.4	2.5	2.5	2.4	2.4
Avg. Stride Length [m]	5.9	7.4	7.5	7.3	7.3



- [] Ranking at each section and finish
- .-.- No data available at this section
- NA No data available



Horse/Jockey Name	Yes Dream
Final Rank	3
Fastest Section Time (Section)	0:10.51 (800m)
Top Speed [km/h] (Section)	69.5 (800m)
Race State	Finished



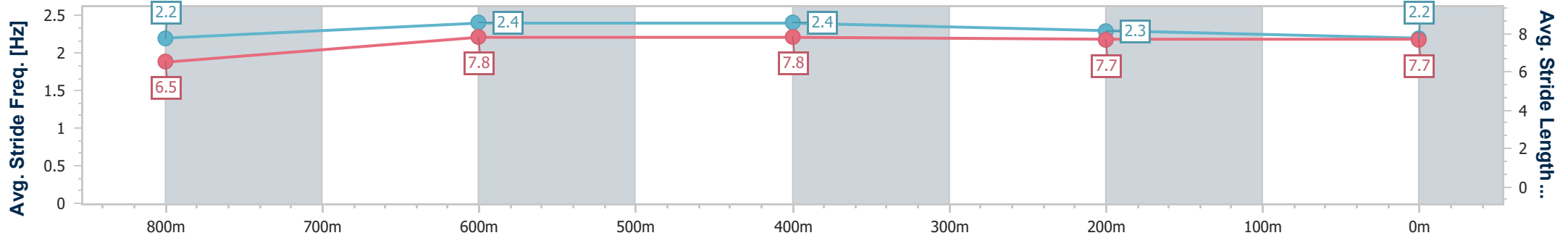
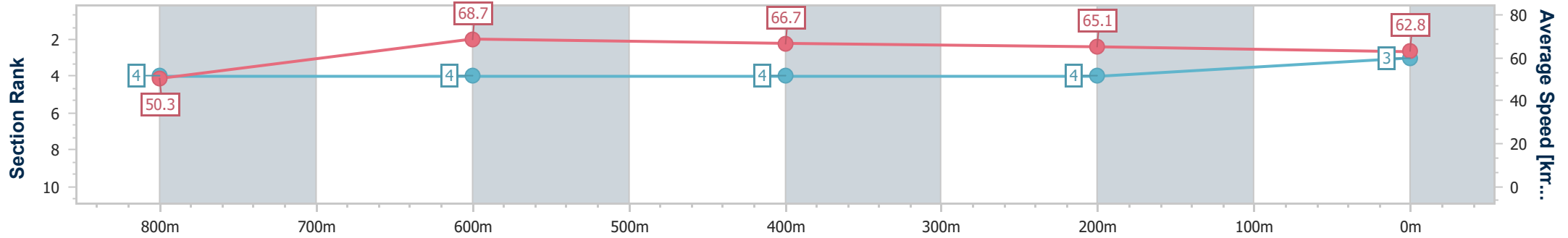
Ladbrokes Cannon Park QLD Professional
Race 6: BABINDA ELECTRICS LIGHTNING OPEN Handicap - 950m

24 August 2024 - 15:42

Track Rating: Soft 7, Weather: Fine, Rail Position: True



Section	Overall	800m	600m	400m	200m
Section Times	0:55.09 [3] (0:10.75)	0:44.34 [4] (0:10.51)	0:33.83 [4] (0:11.02)	0:22.81 [4] (0:11.33)	0:11.48 [4] (0:11.48)
Average Speed [km/h]	50.3	68.7	66.7	65.1	62.8
Top Speed [km/h]	67.1	69.5	69.3	65.8	64.8
Avg. Dist. to Rail [m]	5.9	4.2	3.9	8.7	11.4
Avg. Stride Freq. [Hz]	2.2	2.4	2.4	2.3	2.2
Avg. Stride Length [m]	6.5	7.8	7.8	7.7	7.7



- [] Ranking at each section and finish
- .-.- No data available at this section
- NA No data available



Horse/Jockey Name	All Time Legend
Final Rank	4
Fastest Section Time (Section)	0:10.62 (800m)
Top Speed [km/h] (Section)	69.4 (800m)
Race State	Finished



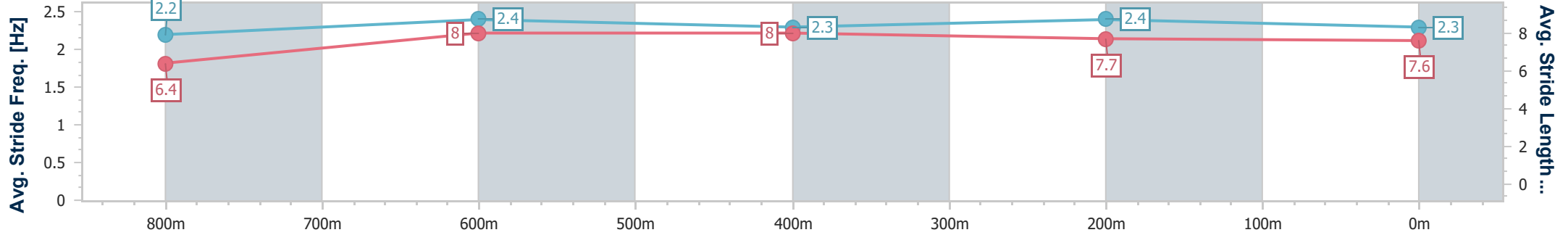
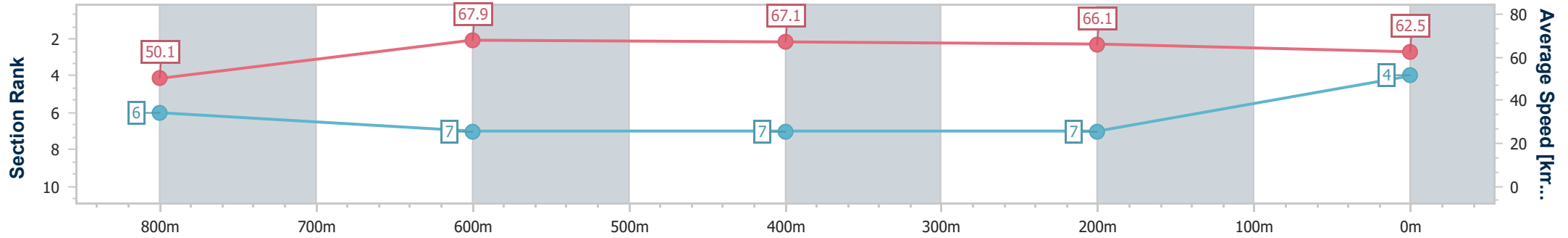
Ladbrokes Cannon Park QLD Professional
Race 6: BABINDA ELECTRICS LIGHTNING OPEN Handicap - 950m

24 August 2024 - 15:42

Track Rating: Soft 7, Weather: Fine, Rail Position: True



Section	Overall	800m	600m	400m	200m
Section Times	0:55.23 [4] (0:10.78)	0:44.45 [6] (0:10.62)	0:33.83 [7] (0:11.10)	0:22.73 [7] (0:11.23)	0:11.50 [7] (0:11.50)
Average Speed [km/h]	50.1	67.9	67.1	66.1	62.5
Top Speed [km/h]	65.1	69.4	69.3	66.6	66.2
Avg. Dist. to Rail [m]	9.1	6.5	6.2	11.4	12.9
Avg. Stride Freq. [Hz]	2.2	2.4	2.3	2.4	2.3
Avg. Stride Length [m]	6.4	8.0	8.0	7.7	7.6



- [] Ranking at each section and finish
- .-.- No data available at this section
- NA No data available



Horse/Jockey Name	Loud Noise
Final Rank	5
Fastest Section Time (Section)	0:10.39 (800m)
Top Speed [km/h] (Section)	70.3 (800m)
Race State	Finished



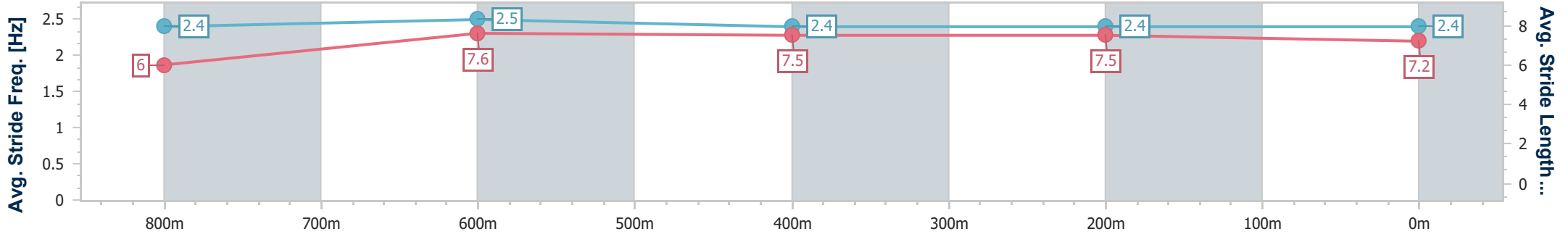
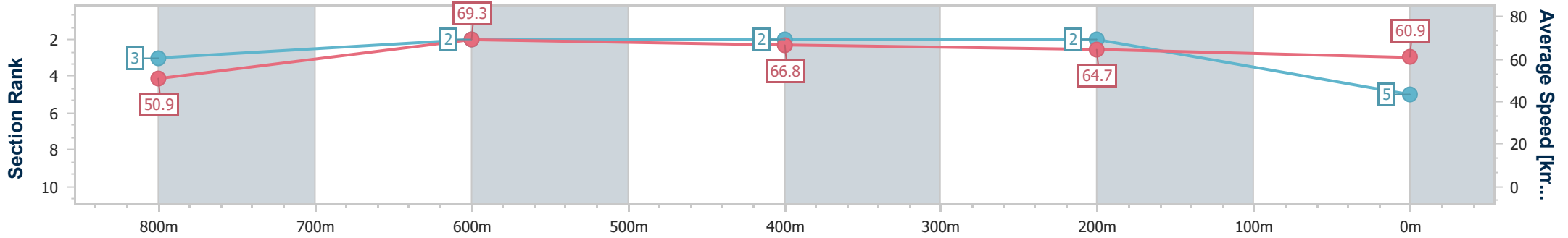
Ladbroke's Cannon Park QLD Professional
Race 6: BABINDA ELECTRICS LIGHTNING OPEN Handicap - 950m

24 August 2024 - 15:42

Track Rating: Soft 7, Weather: Fine, Rail Position: True



Section	Overall	800m	600m	400m	200m
Section Times	0:55.28 [5] (0:10.63)	0:44.65 [3] (0:10.39)	0:34.26 [2] (0:11.16)	0:23.10 [2] (0:11.31)	0:11.79 [2] (0:11.79)
Average Speed [km/h]	50.9	69.3	66.8	64.7	60.9
Top Speed [km/h]	66.0	70.3	67.8	66.8	64.4
Avg. Dist. to Rail [m]	8.2	5.8	5.2	6.3	6.5
Avg. Stride Freq. [Hz]	2.4	2.5	2.4	2.4	2.4
Avg. Stride Length [m]	6.0	7.6	7.5	7.5	7.2



- [] Ranking at each section and finish
- .-.- No data available at this section
- NA No data available



Horse/Jockey Name	Ali's Jab
Final Rank	6
Fastest Section Time (Section)	0:10.82 (800m)
Top Speed [km/h] (Section)	69.0 (800m)
Race State	Finished



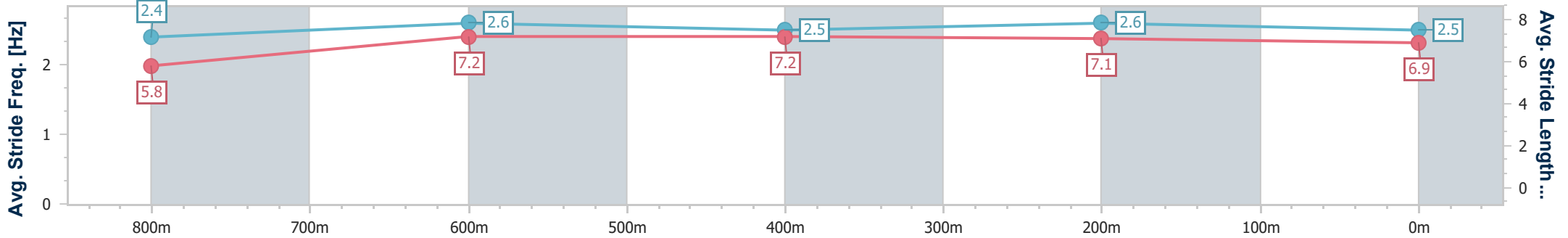
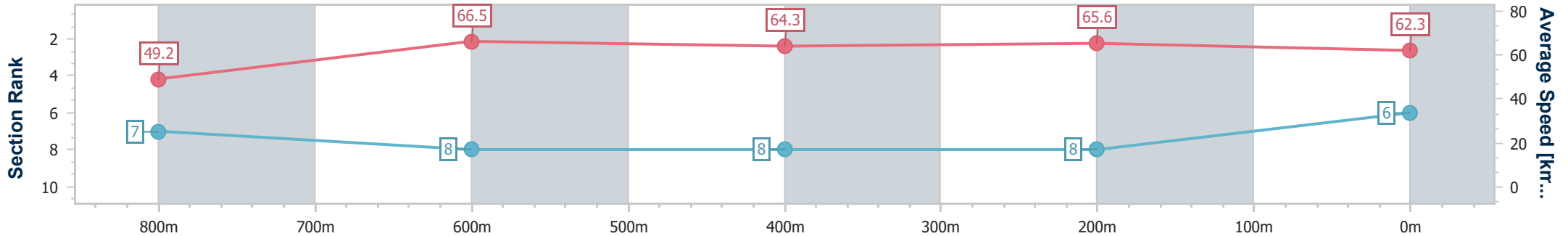
Ladbrokes Cannon Park QLD Professional
Race 6: BABINDA ELECTRICS LIGHTNING OPEN Handicap - 950m



24 August 2024 - 15:42

Track Rating: Soft 7, Weather: Fine, Rail Position: True

Section	Overall	800m	600m	400m	200m
Section Times	0:55.43 [6] (0:11.02)	0:44.41 [7] (0:10.82)	0:33.59 [8] (0:11.06)	0:22.53 [8] (0:11.03)	0:11.50 [8] (0:11.50)
Average Speed [km/h]	49.2	66.5	64.3	65.6	62.3
Top Speed [km/h]	64.7	69.0	69.0	66.8	66.4
Avg. Dist. to Rail [m]	2.2	0.9	2.0	1.7	1.4
Avg. Stride Freq. [Hz]	2.4	2.6	2.5	2.6	2.5
Avg. Stride Length [m]	5.8	7.2	7.2	7.1	6.9



- [] Ranking at each section and finish
- .-.- No data available at this section
- NA No data available



Horse/Jockey Name	Hurtle
Final Rank	7
Fastest Section Time (Section)	0:10.57 (Overall)
Top Speed [km/h] (Section)	68.7 (800m)
Race State	Finished



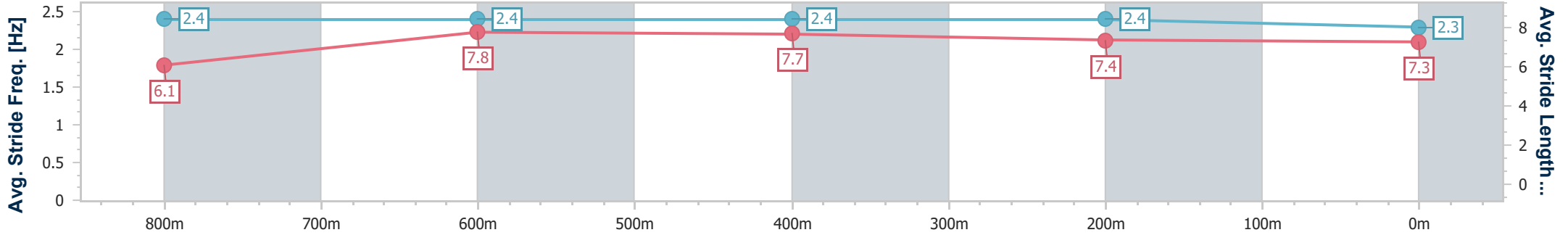
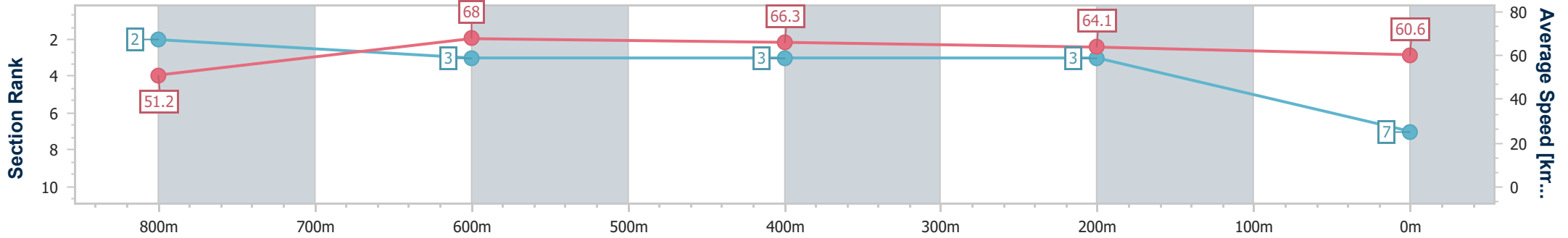
Ladbroke's Cannon Park QLD Professional
Race 6: BABINDA ELECTRICS LIGHTNING OPEN Handicap - 950m

24 August 2024 - 15:42

Track Rating: Soft 7, Weather: Fine, Rail Position: True



Section	Overall	800m	600m	400m	200m
Section Times	0:55.44 [7] (0:10.57)	0:44.87 [2] (0:10.57)	0:34.30 [3] (0:11.05)	0:23.25 [3] (0:11.39)	0:11.86 [3] (0:11.86)
Average Speed [km/h]	51.2	68.0	66.3	64.1	60.6
Top Speed [km/h]	66.3	68.7	68.6	65.9	64.2
Avg. Dist. to Rail [m]	4.8	4.2	3.1	5.6	5.5
Avg. Stride Freq. [Hz]	2.4	2.4	2.4	2.4	2.3
Avg. Stride Length [m]	6.1	7.8	7.7	7.4	7.3



- [] Ranking at each section and finish
- .-.- No data available at this section
- NA No data available



Horse/Jockey Name	Desert Cowboy
Final Rank	8
Fastest Section Time (Section)	0:10.51 (800m)
Top Speed [km/h] (Section)	69.7 (800m)
Race State	Finished



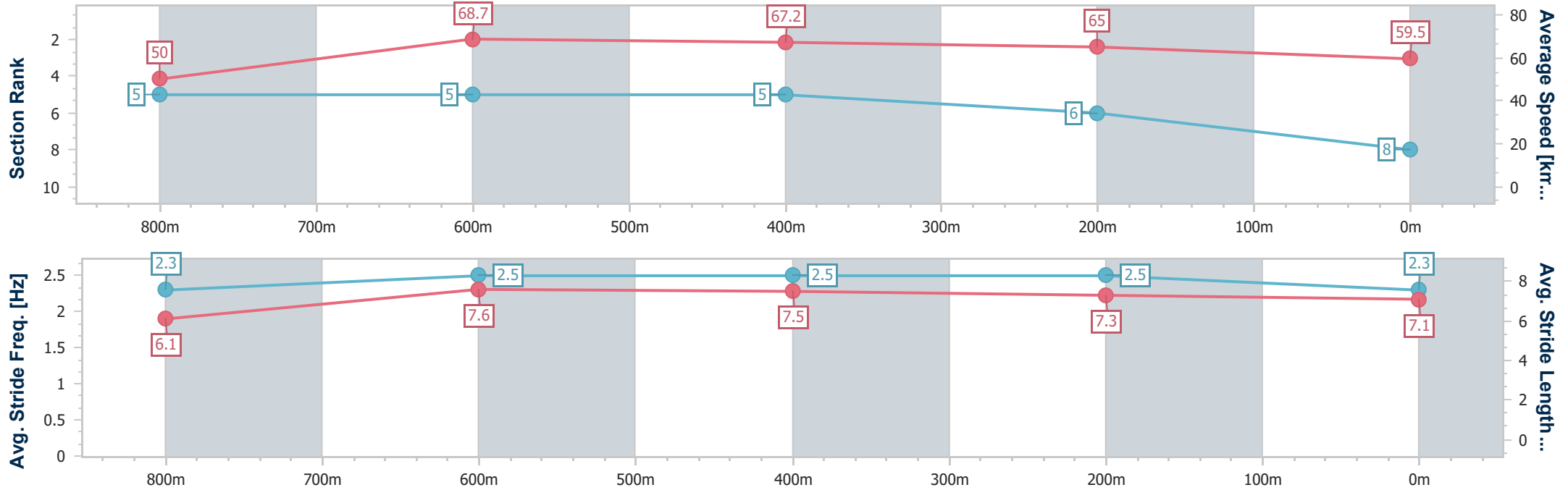
Ladbroke's Cannon Park QLD Professional
Race 6: BABINDA ELECTRICS LIGHTNING OPEN Handicap - 950m

24 August 2024 - 15:42

Track Rating: Soft 7, Weather: Fine, Rail Position: True



Section	Overall	800m	600m	400m	200m
Section Times	0:55.80 [8] (0:10.78)	0:45.02 [5] (0:10.51)	0:34.51 [5] (0:11.07)	0:23.44 [5] (0:11.35)	0:12.09 [6] (0:12.09)
Average Speed [km/h]	50.0	68.7	67.2	65.0	59.5
Top Speed [km/h]	65.9	69.7	68.9	67.9	63.6
Avg. Dist. to Rail [m]	9.4	8.9	6.3	9.9	10.6
Avg. Stride Freq. [Hz]	2.3	2.5	2.5	2.5	2.3
Avg. Stride Length [m]	6.1	7.6	7.5	7.3	7.1



- [] Ranking at each section and finish
- .-.- No data available at this section
- NA No data available



Ladbrokes Cannon Park QLD Professional

Race 7: THE RED BERET HOTEL CAIRNS CUP - 2100m

24 August 2024 - 16:20



Track Rating: Soft 7, Weather: Fine, Rail Position: True

Section		Overall	2000m	1800m	1600m	1400m	1200m	1000m	Last 600m					
Field Times		2:09.17 (0:08.36)	2:00.81 (0:11.36)	1:49.45 (0:11.96)	1:37.49 (0:12.29)	1:25.20 (0:12.30)	1:12.90 (0:12.06)	1:00.84 (0:12.05)	0:36.86					
Rank	TAB	Horse/Jockey	Barrier	Top Speed [km/h]	Fastest Section								Distance Travelled [m]	
1	12	MAHAGONI Georgina Cartwright	5	64.6	0:08.76	2:09.17 [1] (0:08.76)	2:00.41 [7] (0:11.59)	1:48.82 [7] (0:12.05)	1:36.77 [7] (0:12.32)	1:24.45 [8] (0:12.13)	1:12.32 [8] (0:12.22)	1:00.10 [7] (0:11.88)	0:36.47	
2	6	MAGIC CONQUEROR Jace McMurray	3	64.0	0:08.36	2:09.51 [2] (0:08.36)	2:01.15 [1] (0:11.57)	1:49.58 [2] (0:11.98)	1:37.60 [3] (0:12.35)	1:25.25 [3] (0:12.27)	1:12.98 [3] (0:12.26)	1:00.72 [5] (0:12.07)	0:36.68	-8
3	11	CASHIN' CHEX Lacey Morrison	9	65.1	0:08.90	2:09.73 [3] (0:08.90)	2:00.83 [9] (0:11.27)	1:49.56 [5] (0:11.87)	1:37.69 [4] (0:12.37)	1:25.32 [4] (0:12.14)	1:13.18 [4] (0:12.11)	1:01.07 [3] (0:11.90)	0:37.27	-1
4	3	MR MAESTRO Ryan Wiggins	8	63.2	0:08.80	2:10.18 [4] (0:08.80)	2:01.38 [8] (0:11.64)	1:49.74 [8] (0:12.29)	1:37.45 [10] (0:12.25)	1:25.20 [10] (0:12.09)	1:13.11 [10] (0:12.29)	1:00.82 [10] (0:12.03)	0:37.26	+3
5	8	SAYL Scott Sheargold	14	63.3	0:08.74	2:10.45 [5] (0:08.74)	2:01.71 [6] (0:11.82)	1:49.89 [9] (0:11.87)	1:38.02 [8] (0:12.21)	1:25.81 [6] (0:12.19)	1:13.62 [7] (0:12.31)	1:01.31 [8] (0:11.96)	0:37.68	+5
6	5	GALIFIANAKIS Chris Whiteley	7	65.2	0:08.42	2:10.49 [6] (0:08.42)	2:02.07 [2] (0:11.30)	1:50.77 [1] (0:11.96)	1:38.81 [1] (0:12.29)	1:26.52 [1] (0:12.30)	1:14.22 [1] (0:12.06)	1:02.16 [1] (0:12.05)	0:38.18	-1
7	2	THIRD REALM Pietro Romeo	20	64.4	0:08.68	2:10.60 [7] (0:08.68)	2:01.92 [5] (0:11.50)	1:50.42 [6] (0:11.93)	1:38.49 [5] (0:12.30)	1:26.19 [5] (0:12.22)	1:13.97 [5] (0:12.06)	1:01.91 [4] (0:11.94)	0:38.08	+8
8	13	ARMOUR FORCE Nathan Thomas	12	63.7	0:08.91	2:10.61 [8] (0:08.91)	2:01.70 [11] (0:12.02)	1:49.68 [12] (0:12.22)	1:37.46 [12] (0:12.29)	1:25.17 [12] (0:11.97)	1:13.20 [12] (0:12.31)	1:00.89 [13] (0:11.94)	0:37.42	+2
9	10	FORTIFIED Jackson Murphy	13	63.0	0:09.14	2:10.84 [9] (0:09.14)	2:01.70 [14] (0:12.29)	1:49.41 [14] (0:12.02)	1:37.39 [14] (0:12.37)	1:25.02 [14] (0:11.94)	1:13.08 [14] (0:11.81)	1:01.27 [11] (0:11.96)	0:37.55	-7
10	7	MAJOR ARTIE Sean Cormack	21	63.3	0:09.00	2:10.84 [10] (0:09.00)	2:01.84 [13] (0:12.16)	1:49.68 [13] (0:12.15)	1:37.53 [13] (0:12.23)	1:25.30 [13] (0:12.08)	1:13.22 [13] (0:12.21)	1:01.01 [14] (0:11.85)	0:37.49	+8

Scratched: Such A Whit (#15), Two Smokin Barrels (#20), Knife's Edge (#18), Forgiato (#19), Kick On Command (#16), Olympic Korchnoi (#17), Secret Location (#21)



Ladbrokes Cannon Park QLD Professional
 Race 7: THE RED BERET HOTEL CAIRNS CUP - 2100m
 24 August 2024 - 16:20



Track Rating: Soft 7, Weather: Fine, Rail Position: True

Section	Overall	2000m	1800m	1600m	1400m	1200m	1000m	Last 600m
Field Times	2:09.17 (0:08.36)	2:00.81 (0:11.36)	1:49.45 (0:11.96)	1:37.49 (0:12.29)	1:25.20 (0:12.30)	1:12.90 (0:12.06)	1:00.84 (0:12.05)	0:36.86

Rank	TAB	Horse/Jockey	Barrier	Top Speed [km/h]	Fastest Section	Overall	2000m	1800m	1600m	1400m	1200m	1000m	Last 600m	Distance Travelled [m]
11	4	FIFTH POSITION Robbie Downey	1	63.1 2000m	0:09.00 Overall	2:10.86 [11] (0:09.00)	2:01.86 [12] (0:11.64)	1:50.22 [10] (0:11.94)	1:38.28 [9] (0:12.25)	1:26.03 [9] (0:12.17)	1:13.86 [9] (0:12.28)	1:01.58 [9] (0:12.01)	0:37.84	-3
12	9	VIVENZO Graham Kliese	18	62.7 800m	0:08.91 Overall	2:11.00 [12] (0:08.91)	2:02.09 [10] (0:11.94)	1:50.15 [11] (0:12.26)	1:37.89 [11] (0:12.24)	1:25.65 [11] (0:12.00)	1:13.65 [11] (0:12.26)	1:01.39 [12] (0:11.85)	0:37.82	+5
13	1	WARP SPEED Michael Cahill	17	65.1 1800m	0:08.56 Overall	2:11.12 [13] (0:08.56)	2:02.56 [3] (0:11.41)	1:51.15 [3] (0:11.92)	1:39.23 [2] (0:12.28)	1:26.95 [2] (0:12.19)	1:14.76 [2] (0:12.04)	1:02.72 [2] (0:11.99)	0:38.79	+0
14	14	LAST ROYAL Tyler Leslight	2	64.4 2000m	0:08.61 Overall	2:11.45 [14] (0:08.61)	2:02.84 [4] (0:11.55)	1:51.29 [4] (0:12.05)	1:39.24 [6] (0:12.46)	1:26.78 [7] (0:12.15)	1:14.63 [6] (0:12.23)	1:02.40 [6] (0:12.00)	0:38.52	-11

Scratched: Such A Whit (#15), Two Smokin Barrels (#20), Knife's Edge (#18), Forgiato (#19), Kick On Command (#16), Olympic Korchnoi (#17), Secret Location (#21)

[] Ranking at each section and finish
 -:-:- No data available at this section
 NA No data available

SCN Saddle cloth number
 DNF Did not finish
 DNT Did not track



Ladbrokes Cannon Park QLD Professional

Race 7: THE RED BERET HOTEL CAIRNS CUP - 2100m

24 August 2024 - 16:20



Track Rating: Soft 7, Weather: Fine, Rail Position: True

Section										Last 600m		
Field Times		800m	600m	400m	200m							
		0:48.79 (0:11.93)	0:36.86 (0:12.68)	0:24.18 (0:12.23)	0:11.95 (0:11.95)							0:36.86
Rank	TAB	Horse/Jockey	Barrier	Top Speed [km/h]	Fastest Section					Margin	Distance Travelled [m]	
1	12	MAHAGONI Georgina Cartwright	5	64.6 2000m	0:08.76 Overall	0:48.22 [6] (0:11.75)	0:36.47 [5] (0:12.46)	0:24.01 [6] (0:12.06)	0:11.95 [1] (0:11.95)	2:09.17	0:36.47	
2	6	MAGIC CONQUEROR Jace McMurray	3	64.0 2000m	0:08.36 Overall	0:48.65 [5] (0:11.97)	0:36.68 [7] (0:12.40)	0:24.28 [7] (0:12.11)	0:12.17 [2] (0:12.17)	1.97L	0:36.68	-8
3	11	CASHIN' CHEX Lacey Morrison	9	65.1 2000m	0:08.90 Overall	0:49.17 [3] (0:11.90)	0:37.27 [3] (0:12.54)	0:24.73 [2] (0:12.49)	0:12.24 [3] (0:12.24)	3.25L	0:37.27	-1
4	3	MR MAESTRO Ryan Wiggins	8	63.2 800m	0:08.80 Overall	0:48.79 [10] (0:11.53)	0:37.26 [8] (0:12.42)	0:24.84 [9] (0:12.50)	0:12.34 [5] (0:12.34)	5.95L	0:37.26	+3
5	8	SAYL Scott Sheargold	14	63.3 2000m	0:08.74 Overall	0:49.35 [8] (0:11.67)	0:37.68 [6] (0:12.49)	0:25.19 [8] (0:12.61)	0:12.58 [7] (0:12.58)	7.53L	0:37.68	+5
6	5	GALIFIANAKIS Chris Whiteley	7	65.2 2000m	0:08.42 Overall	0:50.11 [1] (0:11.93)	0:38.18 [1] (0:12.68)	0:25.50 [1] (0:12.71)	0:12.79 [4] (0:12.79)	7.75L	0:38.18	-1
7	2	THIRD REALM Pietro Romeo	20	64.4 2000m	0:08.68 Overall	0:49.97 [4] (0:11.89)	0:38.08 [4] (0:12.61)	0:25.47 [4] (0:12.74)	0:12.73 [6] (0:12.73)	8.38L	0:38.08	+8
8	13	ARMOUR FORCE Nathan Thomas	12	63.7 800m	0:08.91 Overall	0:48.95 [13] (0:11.53)	0:37.42 [12] (0:12.25)	0:25.17 [10] (0:12.49)	0:12.68 [9] (0:12.68)	8.47L	0:37.42	+2
9	10	FORTIFIED Jackson Murphy	13	63.0 1200m	0:09.14 Overall	0:49.31 [12] (0:11.76)	0:37.55 [13] (0:12.37)	0:25.18 [13] (0:12.63)	0:12.55 [13] (0:12.55)	9.79L	0:37.55	-7
10	7	MAJOR ARTIE Sean Cormack	21	63.3 800m	0:09.00 Overall	0:49.16 [14] (0:11.67)	0:37.49 [14] (0:12.39)	0:25.10 [14] (0:12.56)	0:12.54 [14] (0:12.54)	9.8L	0:37.49	+8

Scratched: Such A Whit (#15), Two Smokin Barrels (#20), Knife's Edge (#18), Forgiato (#19), Kick On Command (#16), Olympic Korchnoi (#17), Secret Location (#21)

[] Ranking at each section and finish
 -:-:- No data available at this section
 NA No data available

SCN Saddle cloth number
 DNF Did not finish
 DNT Did not track



Ladbrokes Cannon Park QLD Professional
 Race 7: THE RED BERET HOTEL CAIRNS CUP - 2100m
 24 August 2024 - 16:20



Track Rating: Soft 7, Weather: Fine, Rail Position: True

Section				800m	600m	400m	200m			Last 600m	
Field Times				0:48.79 (0:11.93)	0:36.86 (0:12.68)	0:24.18 (0:12.23)	0:11.95 (0:11.95)			0:36.86	
Rank	TAB	Horse/Jockey	Barrier	Top Speed [km/h]	Fastest Section	Margin				Distance Travelled [m]	
11	4	FIFTH POSITION Robbie Downey	1	63.1 2000m	0:09.00 Overall	0:49.57 [9] (0:11.73)	0:37.84 [10] (0:12.55)	0:25.29 [12] (0:12.68)	0:12.61 [12] (0:12.61)	9.93L	0:37.84 -3
12	9	VIVENZO Graham Kliese	18	62.7 800m	0:08.91 Overall	0:49.54 [11] (0:11.72)	0:37.82 [11] (0:12.31)	0:25.51 [11] (0:12.60)	0:12.91 [11] (0:12.91)	10.76L	0:37.82 +5
13	1	WARP SPEED Michael Cahill	17	65.1 1800m	0:08.56 Overall	0:50.73 [2] (0:11.94)	0:38.79 [2] (0:12.68)	0:26.11 [3] (0:13.02)	0:13.09 [10] (0:13.09)	11.47L	0:38.79 +0
14	14	LAST ROYAL Tyler Leslight	2	64.4 2000m	0:08.61 Overall	0:50.40 [7] (0:11.88)	0:38.52 [9] (0:12.21)	0:26.31 [5] (0:12.74)	0:13.57 [8] (0:13.57)	13.37L	0:38.52 -11

Scratched: Such A Whit (#15), Two Smokin Barrels (#20), Knife's Edge (#18), Forgiato (#19), Kick On Command (#16), Olympic Korchnoi (#17), Secret Location (#21)

[] Ranking at each section and finish
 -:-:-:- No data available at this section
 NA No data available

SCN Saddle cloth number
 DNF Did not finish
 DNT Did not track



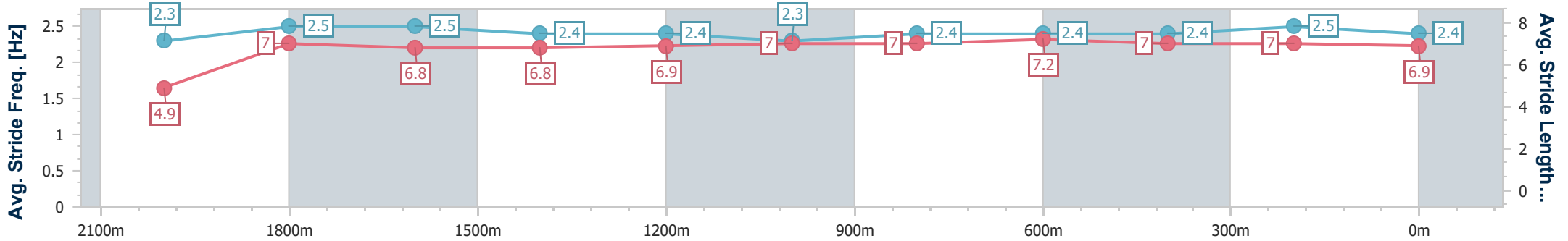
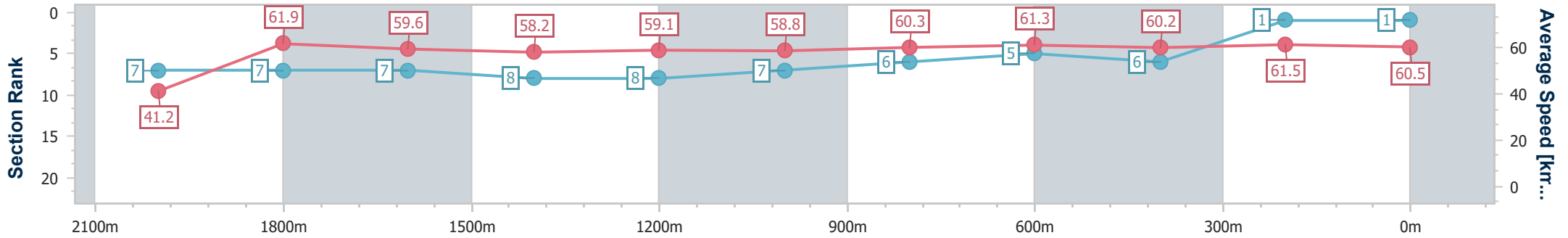
Horse/Jockey Name	Mahagoni
Final Rank	1
Fastest Section Time (Section)	0:08.76 (Overall)
Top Speed [km/h] (Section)	64.6 (2000m)
Race State	Finished



Ladbrokes Cannon Park QLD Professional
 Race 7: THE RED BERET HOTEL CAIRNS CUP - 2100m
 24 August 2024 - 16:20
 Track Rating: Soft 7, Weather: Fine, Rail Position: True



Section	Overall	2000m	1800m	1600m	1400m	1200m	1000m	800m	600m	400m	200m
Section Times	2:09.17 [1] (0:08.76)	2:00.41 [7] (0:11.59)	1:48.82 [7] (0:12.05)	1:36.77 [7] (0:12.32)	1:24.45 [8] (0:12.13)	1:12.32 [8] (0:12.22)	1:00.10 [7] (0:11.88)	0:48.22 [6] (0:11.75)	0:36.47 [5] (0:12.46)	0:24.01 [6] (0:12.06)	0:11.95 [1] (0:11.95)
Average Speed [km/h]	41.2	61.9	59.6	58.2	59.1	58.8	60.3	61.3	60.2	61.5	60.5
Top Speed [km/h]	58.1	64.6	62.1	59.4	60.3	59.6	61.5	62.5	61.5	62.9	62.6
Avg. Dist. to Rail [m]	1.5	1.4	0.5	1.1	1.5	1.8	1.3	4.7	6.5	10.9	10.9
Avg. Stride Freq. [Hz]	2.3	2.5	2.5	2.4	2.4	2.3	2.4	2.4	2.4	2.5	2.4
Avg. Stride Length [m]	4.9	7.0	6.8	6.8	6.9	7.0	7.0	7.2	7.0	7.0	6.9



- [] Ranking at each section and finish
- .-.- No data available at this section
- NA No data available



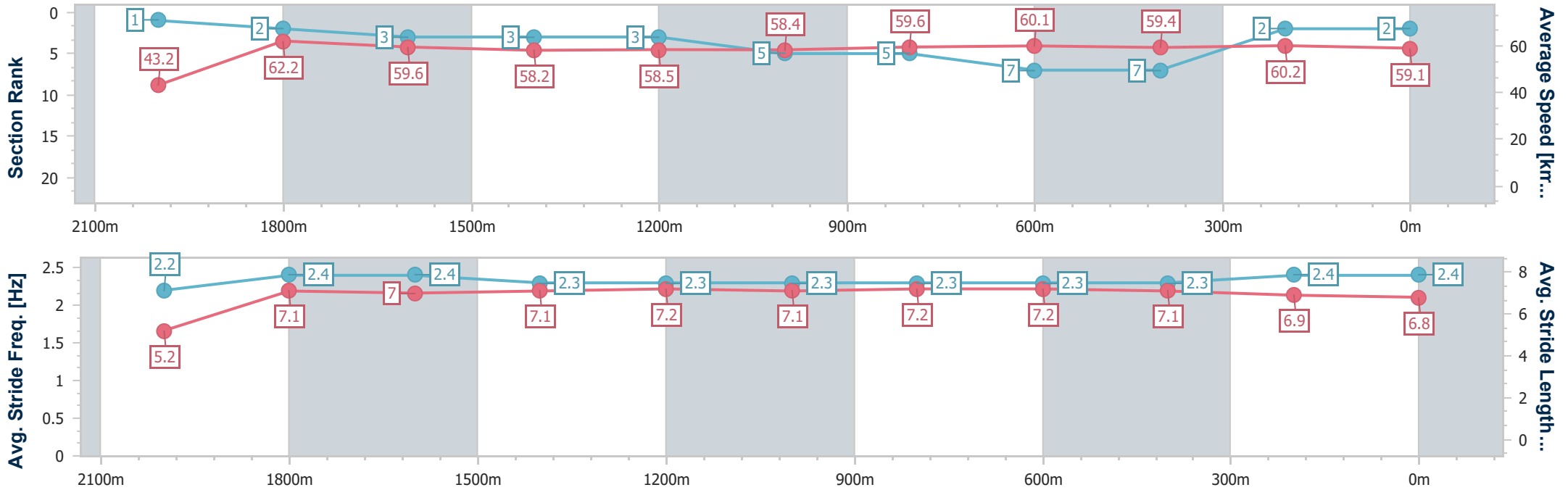
Horse/Jockey Name	Magic Conqueror
Final Rank	2
Fastest Section Time (Section)	0:08.36 (Overall)
Top Speed [km/h] (Section)	64.0 (2000m)
Race State	Finished



Ladbrokes Cannon Park QLD Professional
 Race 7: THE RED BERET HOTEL CAIRNS CUP - 2100m
 24 August 2024 - 16:20
 Track Rating: Soft 7, Weather: Fine, Rail Position: True



Section	Overall	2000m	1800m	1600m	1400m	1200m	1000m	800m	600m	400m	200m
Section Times	2:09.51 [2] (0:08.36)	2:01.15 [1] (0:11.57)	1:49.58 [2] (0:11.98)	1:37.60 [3] (0:12.35)	1:25.25 [3] (0:12.27)	1:12.98 [3] (0:12.26)	1:00.72 [5] (0:12.07)	0:48.65 [5] (0:11.97)	0:36.68 [7] (0:12.40)	0:24.28 [7] (0:12.11)	0:12.17 [2] (0:12.17)
Average Speed [km/h]	43.2	62.2	59.6	58.2	58.5	58.4	59.6	60.1	59.4	60.2	59.1
Top Speed [km/h]	58.3	64.0	62.0	59.1	59.1	59.9	60.7	61.1	61.6	61.7	61.2
Avg. Dist. to Rail [m]	1.2	0.5	0.8	1.7	1.4	1.7	1.4	4.7	3.6	6.0	9.0
Avg. Stride Freq. [Hz]	2.2	2.4	2.4	2.3	2.3	2.3	2.3	2.3	2.3	2.4	2.4
Avg. Stride Length [m]	5.2	7.1	7.0	7.1	7.2	7.1	7.2	7.2	7.1	6.9	6.8



- [] Ranking at each section and finish
- .-.- No data available at this section
- NA No data available



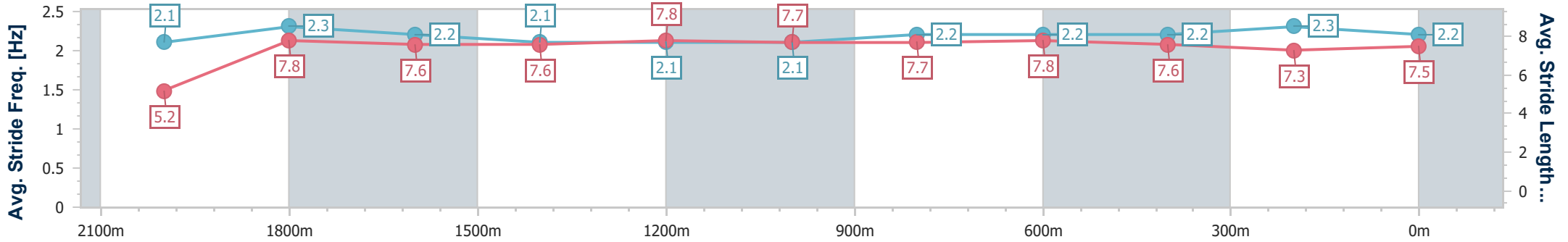
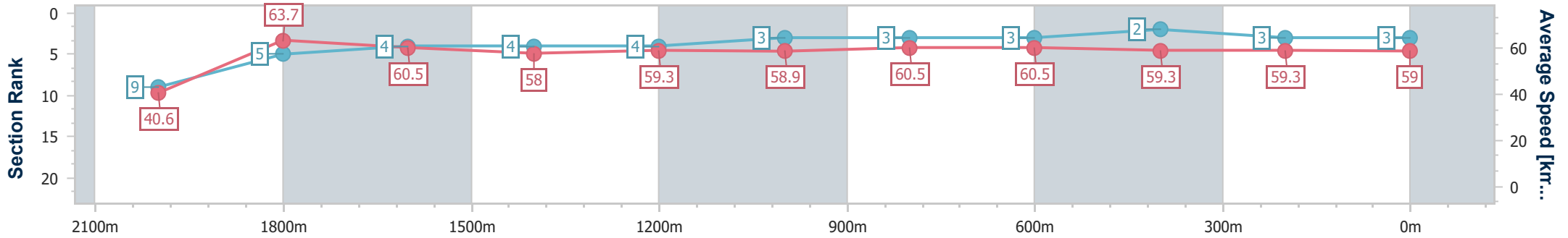
Horse/Jockey Name	Cashin' Chex
Final Rank	3
Fastest Section Time (Section)	0:08.90 (Overall)
Top Speed [km/h] (Section)	65.1 (2000m)
Race State	Finished



Ladbrokes Cannon Park QLD Professional
 Race 7: THE RED BERET HOTEL CAIRNS CUP - 2100m
 24 August 2024 - 16:20
 Track Rating: Soft 7, Weather: Fine, Rail Position: True



Section	Overall	2000m	1800m	1600m	1400m	1200m	1000m	800m	600m	400m	200m
Section Times	2:09.73 [3] (0:08.90)	2:00.83 [9] (0:11.27)	1:49.56 [5] (0:11.87)	1:37.69 [4] (0:12.37)	1:25.32 [4] (0:12.14)	1:13.18 [4] (0:12.11)	1:01.07 [3] (0:11.90)	0:49.17 [3] (0:11.90)	0:37.27 [3] (0:12.54)	0:24.73 [2] (0:12.49)	0:12.24 [3] (0:12.24)
Average Speed [km/h]	40.6	63.7	60.5	58.0	59.3	58.9	60.5	60.5	59.3	59.3	59.0
Top Speed [km/h]	61.0	65.1	62.7	59.3	60.1	59.9	62.1	61.7	60.2	60.8	59.9
Avg. Dist. to Rail [m]	4.7	0.2	0.4	0.7	2.6	2.6	1.9	4.3	5.1	8.5	9.0
Avg. Stride Freq. [Hz]	2.1	2.3	2.2	2.1	2.1	2.1	2.2	2.2	2.2	2.3	2.2
Avg. Stride Length [m]	5.2	7.8	7.6	7.6	7.8	7.7	7.7	7.8	7.6	7.3	7.5



- [] Ranking at each section and finish
- .-.- No data available at this section
- NA No data available



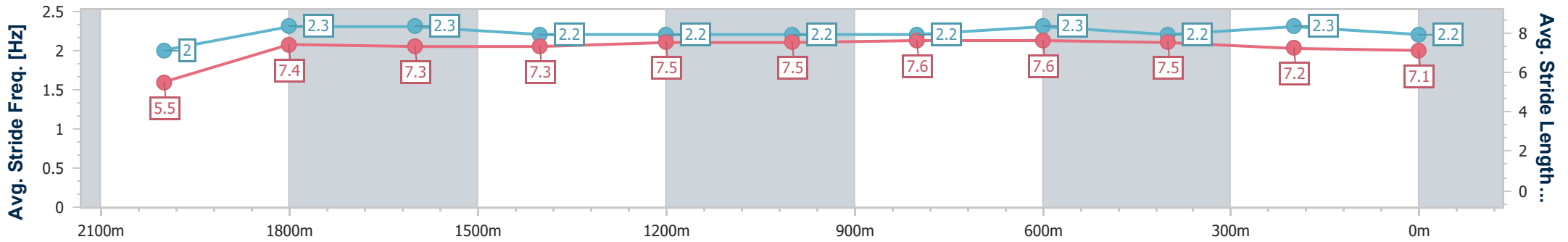
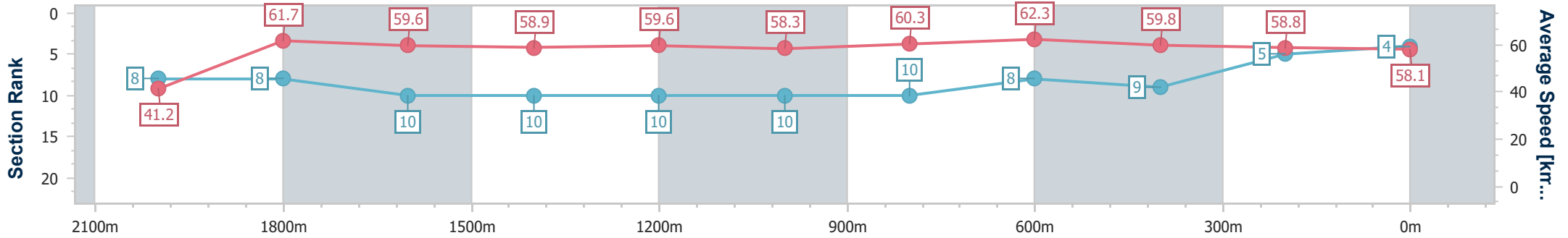
Horse/Jockey Name	Mr Maestro
Final Rank	4
Fastest Section Time (Section)	0:08.80 (Overall)
Top Speed [km/h] (Section)	63.2 (800m)
Race State	Finished



Ladbrokes Cannon Park QLD Professional
 Race 7: THE RED BERET HOTEL CAIRNS CUP - 2100m
 24 August 2024 - 16:20
 Track Rating: Soft 7, Weather: Fine, Rail Position: True



Section	Overall	2000m	1800m	1600m	1400m	1200m	1000m	800m	600m	400m	200m
Section Times	2:10.18 [4] (0:08.80)	2:01.38 [8] (0:11.64)	1:49.74 [8] (0:12.29)	1:37.45 [10] (0:12.25)	1:25.20 [10] (0:12.09)	1:13.11 [10] (0:12.29)	1:00.82 [10] (0:12.03)	0:48.79 [10] (0:11.53)	0:37.26 [8] (0:12.42)	0:24.84 [9] (0:12.50)	0:12.34 [5] (0:12.34)
Average Speed [km/h]	41.2	61.7	59.6	58.9	59.6	58.3	60.3	62.3	59.8	58.8	58.1
Top Speed [km/h]	59.8	63.2	62.0	60.9	60.5	59.0	62.4	63.2	61.6	60.7	60.3
Avg. Dist. to Rail [m]	6.9	3.0	2.1	0.9	1.0	0.8	1.3	5.1	4.8	6.5	7.7
Avg. Stride Freq. [Hz]	2.0	2.3	2.3	2.2	2.2	2.2	2.2	2.3	2.2	2.3	2.2
Avg. Stride Length [m]	5.5	7.4	7.3	7.3	7.5	7.5	7.6	7.6	7.5	7.2	7.1



- [] Ranking at each section and finish
- .-.- No data available at this section
- NA No data available



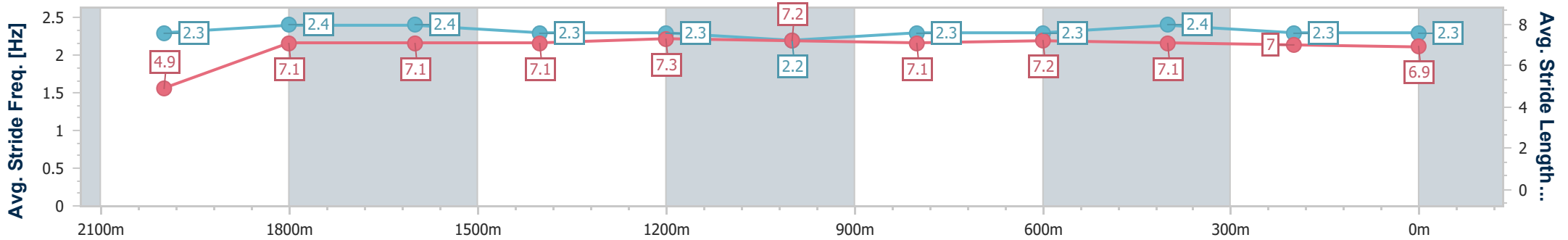
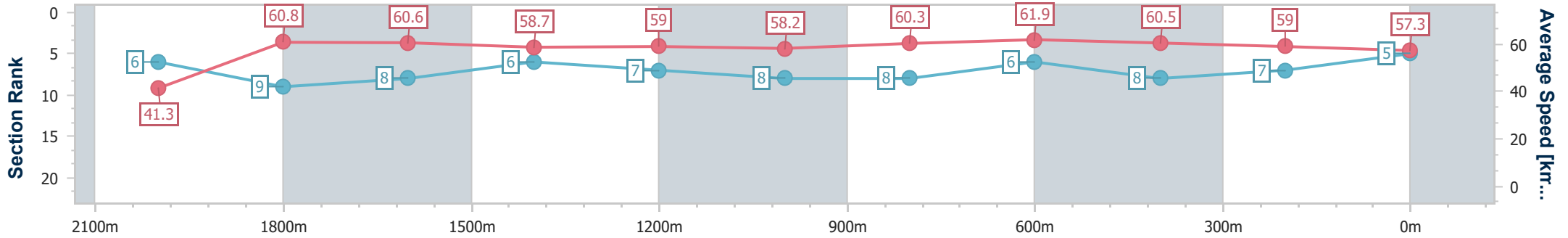
Horse/Jockey Name	Sayl
Final Rank	5
Fastest Section Time (Section)	0:08.74 (Overall)
Top Speed [km/h] (Section)	63.3 (2000m)
Race State	Finished



Ladbrokes Cannon Park QLD Professional
 Race 7: THE RED BERET HOTEL CAIRNS CUP - 2100m
 24 August 2024 - 16:20
 Track Rating: Soft 7, Weather: Fine, Rail Position: True



Section	Overall	2000m	1800m	1600m	1400m	1200m	1000m	800m	600m	400m	200m
Section Times	2:10.45 [5] (0:08.74)	2:01.71 [6] (0:11.82)	1:49.89 [9] (0:11.87)	1:38.02 [8] (0:12.21)	1:25.81 [6] (0:12.19)	1:13.62 [7] (0:12.31)	1:01.31 [8] (0:11.96)	0:49.35 [8] (0:11.67)	0:37.68 [6] (0:12.49)	0:25.19 [8] (0:12.61)	0:12.58 [7] (0:12.58)
Average Speed [km/h]	41.3	60.8	60.6	58.7	59.0	58.2	60.3	61.9	60.5	59.0	57.3
Top Speed [km/h]	58.8	63.3	62.8	59.5	60.5	58.7	61.4	62.2	62.4	59.4	58.9
Avg. Dist. to Rail [m]	7.0	1.8	0.8	0.6	0.7	1.0	1.7	6.9	8.1	11.9	13.2
Avg. Stride Freq. [Hz]	2.3	2.4	2.4	2.3	2.3	2.2	2.3	2.3	2.4	2.3	2.3
Avg. Stride Length [m]	4.9	7.1	7.1	7.1	7.3	7.2	7.1	7.2	7.1	7.0	6.9



- [] Ranking at each section and finish
- .-.- No data available at this section
- NA No data available



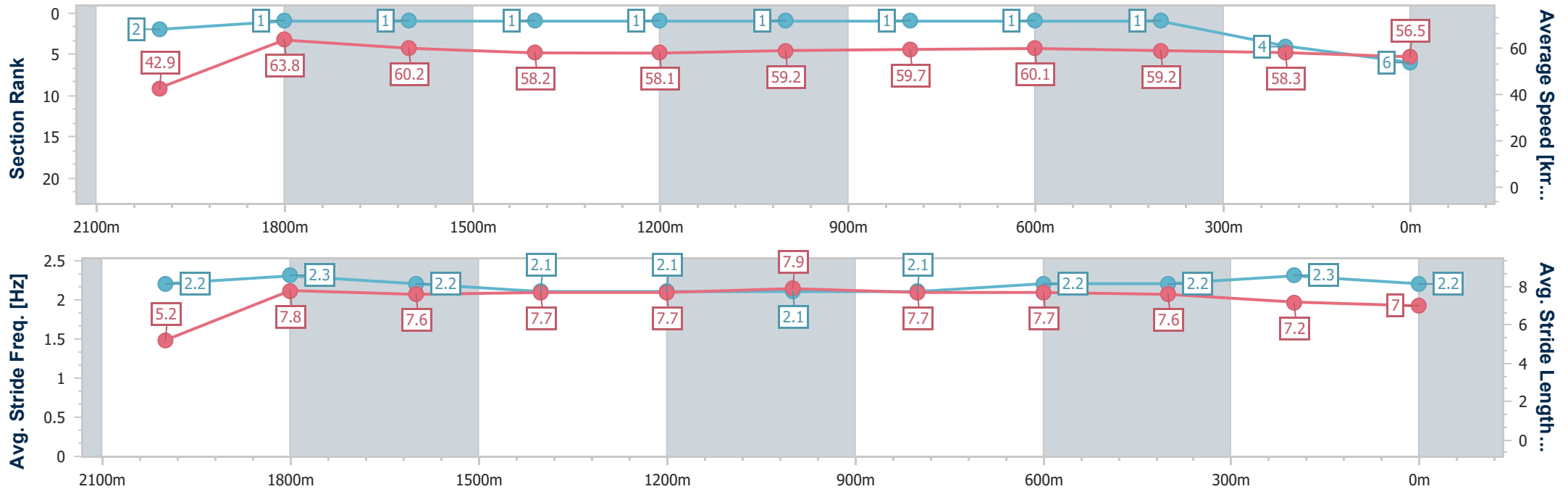
Horse/Jockey Name	Galifianakis
Final Rank	6
Fastest Section Time (Section)	0:08.42 (Overall)
Top Speed [km/h] (Section)	65.2 (2000m)
Race State	Finished



Ladbrokes Cannon Park QLD Professional
 Race 7: THE RED BERET HOTEL CAIRNS CUP - 2100m
 24 August 2024 - 16:20
 Track Rating: Soft 7, Weather: Fine, Rail Position: True



Section	Overall	2000m	1800m	1600m	1400m	1200m	1000m	800m	600m	400m	200m
Section Times	2:10.49 [6] (0:08.42)	2:02.07 [2] (0:11.30)	1:50.77 [1] (0:11.96)	1:38.81 [1] (0:12.29)	1:26.52 [1] (0:12.30)	1:14.22 [1] (0:12.06)	1:02.16 [1] (0:12.05)	0:50.11 [1] (0:11.93)	0:38.18 [1] (0:12.68)	0:25.50 [1] (0:12.71)	0:12.79 [4] (0:12.79)
Average Speed [km/h]	42.9	63.8	60.2	58.2	58.1	59.2	59.7	60.1	59.2	58.3	56.5
Top Speed [km/h]	61.1	65.2	62.4	59.0	59.3	59.7	60.9	60.9	60.4	59.5	58.2
Avg. Dist. to Rail [m]	5.0	1.4	0.4	1.7	3.1	3.0	1.7	5.4	6.4	9.8	9.6
Avg. Stride Freq. [Hz]	2.2	2.3	2.2	2.1	2.1	2.1	2.1	2.2	2.2	2.3	2.2
Avg. Stride Length [m]	5.2	7.8	7.6	7.7	7.7	7.9	7.7	7.7	7.6	7.2	7.0



- [] Ranking at each section and finish
- .-.- No data available at this section
- NA No data available



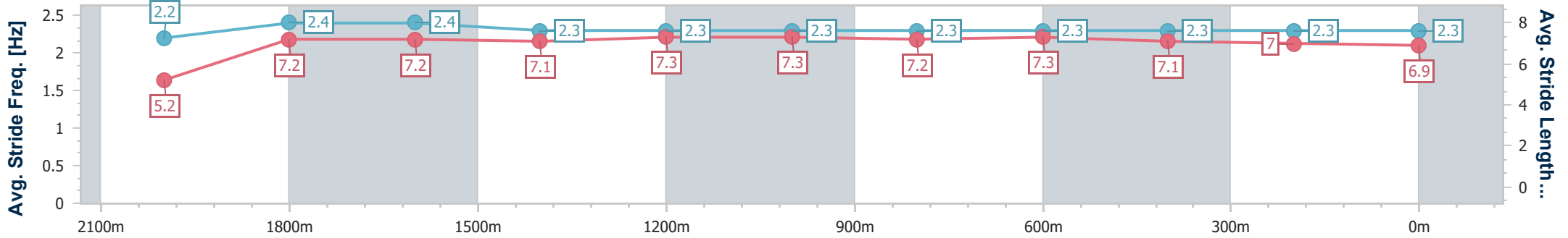
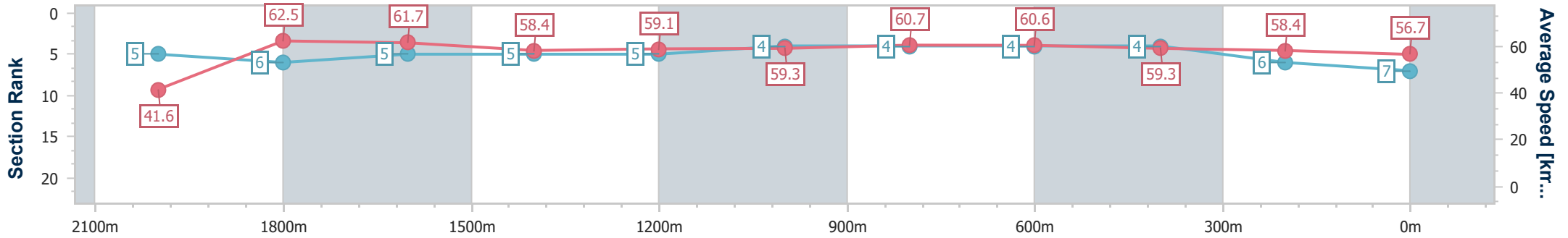
Horse/Jockey Name	Third Realm
Final Rank	7
Fastest Section Time (Section)	0:08.68 (Overall)
Top Speed [km/h] (Section)	64.4 (2000m)
Race State	Finished



Ladbrokes Cannon Park QLD Professional
 Race 7: THE RED BERET HOTEL CAIRNS CUP - 2100m
 24 August 2024 - 16:20
 Track Rating: Soft 7, Weather: Fine, Rail Position: True



Section	Overall	2000m	1800m	1600m	1400m	1200m	1000m	800m	600m	400m	200m
Section Times	2:10.60 [7] (0:08.68)	2:01.92 [5] (0:11.50)	1:50.42 [6] (0:11.93)	1:38.49 [5] (0:12.30)	1:26.19 [5] (0:12.22)	1:13.97 [5] (0:12.06)	1:01.91 [4] (0:11.94)	0:49.97 [4] (0:11.89)	0:38.08 [4] (0:12.61)	0:25.47 [4] (0:12.74)	0:12.73 [6] (0:12.73)
Average Speed [km/h]	41.6	62.5	61.7	58.4	59.1	59.3	60.7	60.6	59.3	58.4	56.7
Top Speed [km/h]	59.3	64.4	62.5	59.8	59.7	60.7	62.3	61.1	60.8	59.8	58.5
Avg. Dist. to Rail [m]	10.6	3.7	2.2	1.0	1.3	0.7	1.6	5.3	5.6	12.0	12.0
Avg. Stride Freq. [Hz]	2.2	2.4	2.4	2.3	2.3	2.3	2.3	2.3	2.3	2.3	2.3
Avg. Stride Length [m]	5.2	7.2	7.2	7.1	7.3	7.3	7.2	7.3	7.1	7.0	6.9



- [] Ranking at each section and finish
- .-.- No data available at this section
- NA No data available



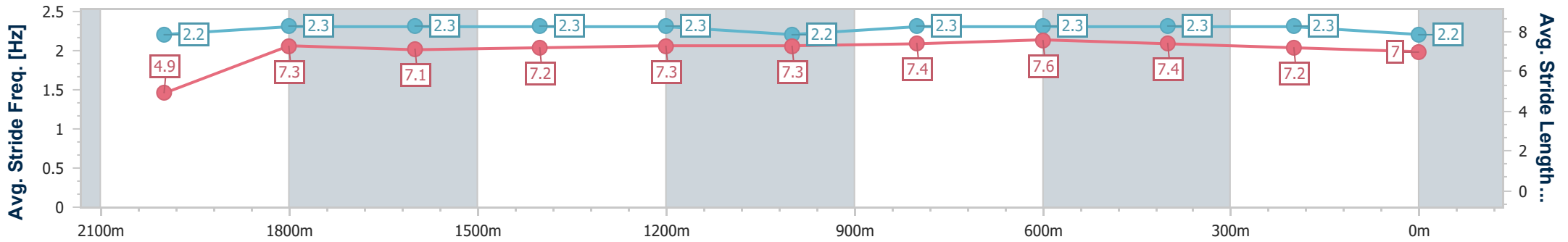
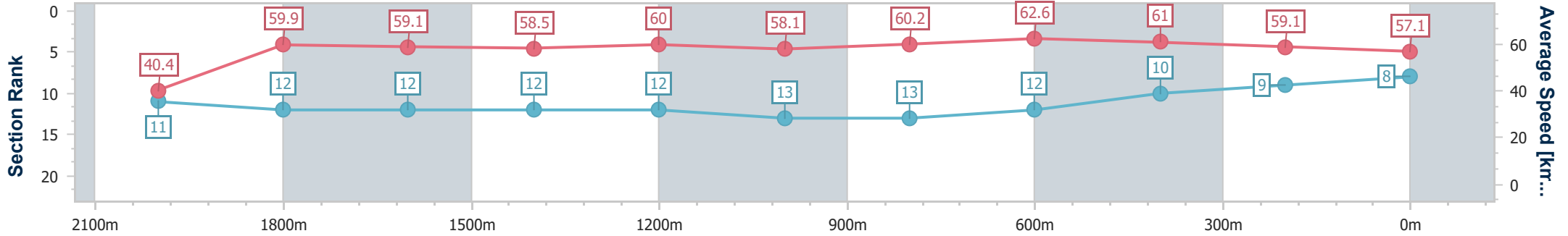
Horse/Jockey Name	Armour Force
Final Rank	8
Fastest Section Time (Section)	0:08.91 (Overall)
Top Speed [km/h] (Section)	63.7 (800m)
Race State	Finished



Ladbrokes Cannon Park QLD Professional
 Race 7: THE RED BERET HOTEL CAIRNS CUP - 2100m
 24 August 2024 - 16:20
 Track Rating: Soft 7, Weather: Fine, Rail Position: True



Section	Overall	2000m	1800m	1600m	1400m	1200m	1000m	800m	600m	400m	200m
Section Times	2:10.61 [8] (0:08.91)	2:01.70 [11] (0:12.02)	1:49.68 [12] (0:12.22)	1:37.46 [12] (0:12.29)	1:25.17 [12] (0:11.97)	1:13.20 [12] (0:12.31)	1:00.89 [13] (0:11.94)	0:48.95 [13] (0:11.53)	0:37.42 [12] (0:12.25)	0:25.17 [10] (0:12.49)	0:12.68 [9] (0:12.68)
Average Speed [km/h]	40.4	59.9	59.1	58.5	60.0	58.1	60.2	62.6	61.0	59.1	57.1
Top Speed [km/h]	58.0	62.0	62.3	59.6	61.6	59.4	62.8	63.7	63.0	60.9	58.1
Avg. Dist. to Rail [m]	5.8	1.4	0.5	0.7	2.1	2.4	1.8	5.2	6.3	9.7	11.9
Avg. Stride Freq. [Hz]	2.2	2.3	2.3	2.3	2.3	2.2	2.3	2.3	2.3	2.3	2.2
Avg. Stride Length [m]	4.9	7.3	7.1	7.2	7.3	7.3	7.4	7.6	7.4	7.2	7.0



- [] Ranking at each section and finish
- .-.- No data available at this section
- NA No data available



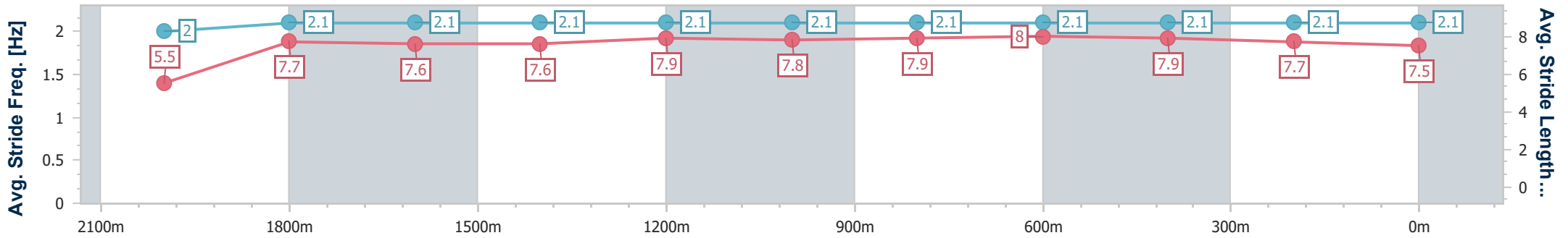
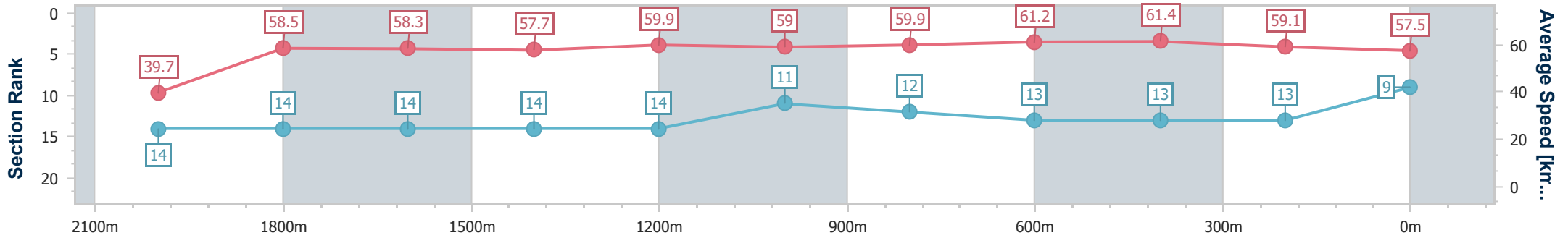
Horse/Jockey Name	Fortified
Final Rank	9
Fastest Section Time (Section)	0:09.14 (Overall)
Top Speed [km/h] (Section)	63.0 (1200m)
Race State	Finished



Ladbrokes Cannon Park QLD Professional
 Race 7: THE RED BERET HOTEL CAIRNS CUP - 2100m
 24 August 2024 - 16:20
 Track Rating: Soft 7, Weather: Fine, Rail Position: True



Section	Overall	2000m	1800m	1600m	1400m	1200m	1000m	800m	600m	400m	200m
Section Times	2:10.84 [9] (0:09.14)	2:01.70 [14] (0:12.29)	1:49.41 [14] (0:12.02)	1:37.39 [14] (0:12.37)	1:25.02 [14] (0:11.94)	1:13.08 [14] (0:11.81)	1:01.27 [11] (0:11.96)	0:49.31 [12] (0:11.76)	0:37.55 [13] (0:12.37)	0:25.18 [13] (0:12.63)	0:12.55 [13] (0:12.55)
Average Speed [km/h]	39.7	58.5	58.3	57.7	59.9	59.0	59.9	61.2	61.4	59.1	57.5
Top Speed [km/h]	58.5	59.8	60.7	59.4	61.5	63.0	61.6	62.8	62.8	60.6	58.7
Avg. Dist. to Rail [m]	9.4	2.8	2.6	3.6	6.6	8.8	3.3	8.2	8.7	12.0	11.6
Avg. Stride Freq. [Hz]	2.0	2.1	2.1	2.1	2.1	2.1	2.1	2.1	2.1	2.1	2.1
Avg. Stride Length [m]	5.5	7.7	7.6	7.6	7.9	7.8	7.9	8.0	7.9	7.7	7.5



- [] Ranking at each section and finish
- .-.- No data available at this section
- NA No data available



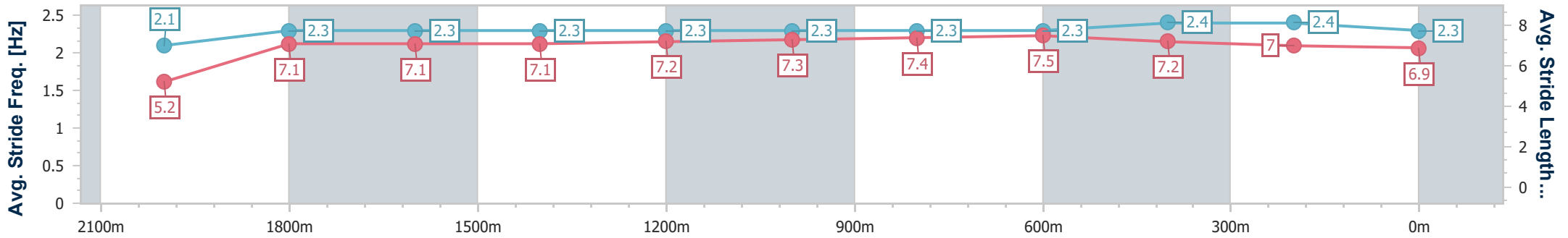
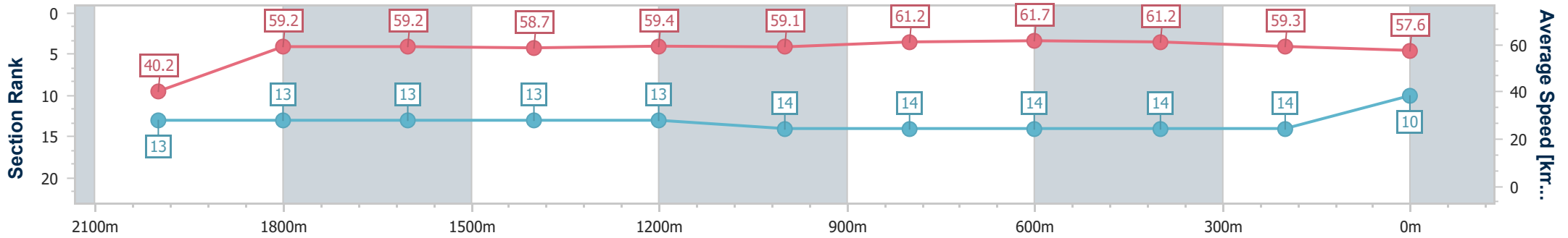
Horse/Jockey Name	Major Artie
Final Rank	10
Fastest Section Time (Section)	0:09.00 (Overall)
Top Speed [km/h] (Section)	63.3 (800m)
Race State	Finished



Ladbrokes Cannon Park QLD Professional
 Race 7: THE RED BERET HOTEL CAIRNS CUP - 2100m
 24 August 2024 - 16:20
 Track Rating: Soft 7, Weather: Fine, Rail Position: True



Section	Overall	2000m	1800m	1600m	1400m	1200m	1000m	800m	600m	400m	200m
Section Times	2:10.84 [10] (0:09.00)	2:01.84 [13] (0:12.16)	1:49.68 [13] (0:12.15)	1:37.53 [13] (0:12.23)	1:25.30 [13] (0:12.08)	1:13.22 [13] (0:12.21)	1:01.01 [14] (0:11.85)	0:49.16 [14] (0:11.67)	0:37.49 [14] (0:12.39)	0:25.10 [14] (0:12.56)	0:12.54 [14] (0:12.54)
Average Speed [km/h]	40.2	59.2	59.2	58.7	59.4	59.1	61.2	61.7	61.2	59.3	57.6
Top Speed [km/h]	58.2	60.6	60.8	60.2	60.9	60.1	63.1	63.3	62.3	61.1	58.3
Avg. Dist. to Rail [m]	10.4	2.9	0.4	0.7	0.9	1.3	2.2	7.5	8.3	12.8	14.2
Avg. Stride Freq. [Hz]	2.1	2.3	2.3	2.3	2.3	2.3	2.3	2.3	2.4	2.4	2.3
Avg. Stride Length [m]	5.2	7.1	7.1	7.1	7.2	7.3	7.4	7.5	7.2	7.0	6.9



- [] Ranking at each section and finish
- .-.- No data available at this section
- NA No data available



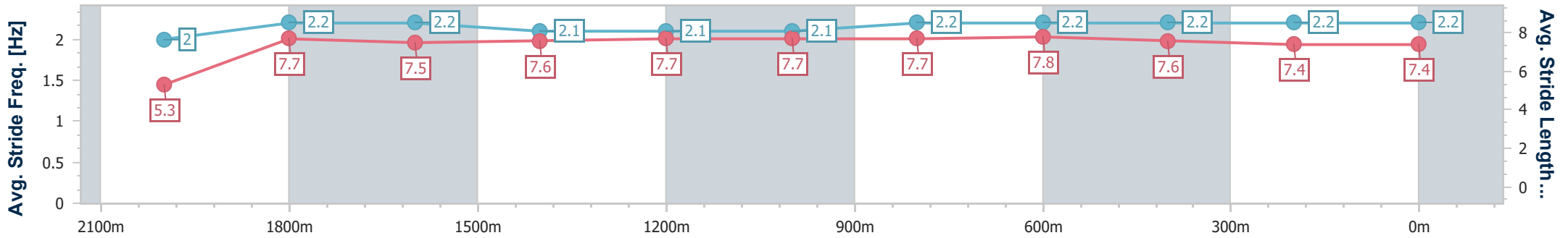
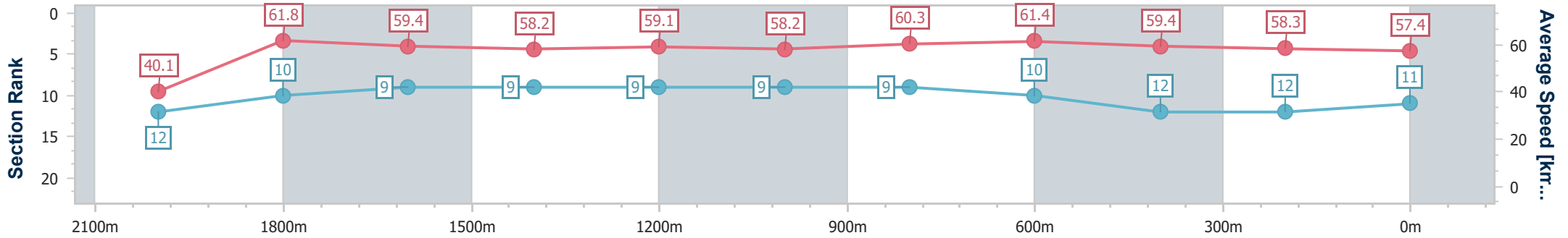
Horse/Jockey Name	Fifth Position
Final Rank	11
Fastest Section Time (Section)	0:09.00 (Overall)
Top Speed [km/h] (Section)	63.1 (2000m)
Race State	Finished



Ladbrokes Cannon Park QLD Professional
 Race 7: THE RED BERET HOTEL CAIRNS CUP - 2100m
 24 August 2024 - 16:20
 Track Rating: Soft 7, Weather: Fine, Rail Position: True



Section	Overall	2000m	1800m	1600m	1400m	1200m	1000m	800m	600m	400m	200m
Section Times	2:10.86 [11] (0:09.00)	2:01.86 [12] (0:11.64)	1:50.22 [10] (0:11.94)	1:38.28 [9] (0:12.25)	1:26.03 [9] (0:12.17)	1:13.86 [9] (0:12.28)	1:01.58 [9] (0:12.01)	0:49.57 [9] (0:11.73)	0:37.84 [10] (0:12.55)	0:25.29 [12] (0:12.68)	0:12.61 [12] (0:12.61)
Average Speed [km/h]	40.1	61.8	59.4	58.2	59.1	58.2	60.3	61.4	59.4	58.3	57.4
Top Speed [km/h]	58.3	63.1	62.4	59.2	60.7	59.6	61.4	62.5	61.9	60.0	59.0
Avg. Dist. to Rail [m]	1.2	1.2	2.0	2.7	2.3	1.5	1.5	4.8	5.6	10.1	8.4
Avg. Stride Freq. [Hz]	2.0	2.2	2.2	2.1	2.1	2.1	2.2	2.2	2.2	2.2	2.2
Avg. Stride Length [m]	5.3	7.7	7.5	7.6	7.7	7.7	7.7	7.8	7.6	7.4	7.4



- [] Ranking at each section and finish
- .-.- No data available at this section
- NA No data available



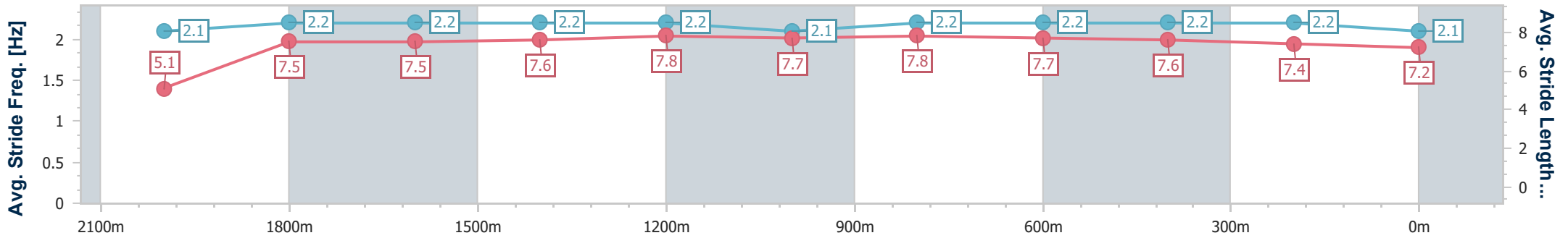
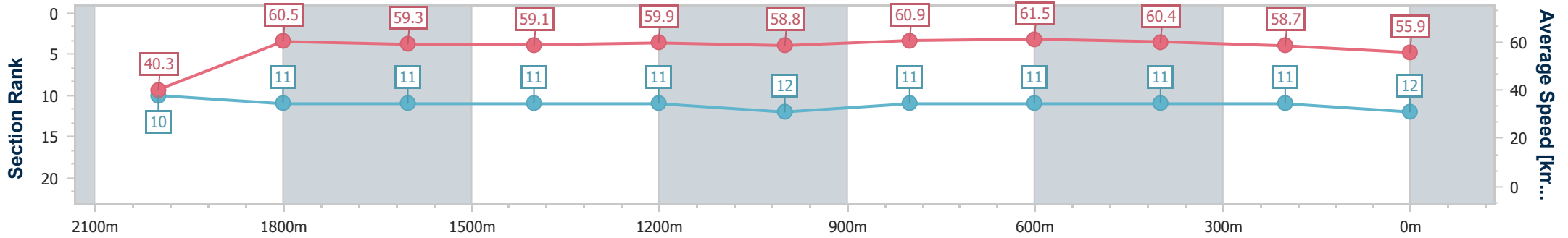
Horse/Jockey Name	Vivenzo
Final Rank	12
Fastest Section Time (Section)	0:08.91 (Overall)
Top Speed [km/h] (Section)	62.7 (800m)
Race State	Finished



Ladbrokes Cannon Park QLD Professional
 Race 7: THE RED BERET HOTEL CAIRNS CUP - 2100m
 24 August 2024 - 16:20
 Track Rating: Soft 7, Weather: Fine, Rail Position: True



Section	Overall	2000m	1800m	1600m	1400m	1200m	1000m	800m	600m	400m	200m
Section Times	2:11.00 [12] (0:08.91)	2:02.09 [10] (0:11.94)	1:50.15 [11] (0:12.26)	1:37.89 [11] (0:12.24)	1:25.65 [11] (0:12.00)	1:13.65 [11] (0:12.26)	1:01.39 [12] (0:11.85)	0:49.54 [11] (0:11.72)	0:37.82 [11] (0:12.31)	0:25.51 [11] (0:12.60)	0:12.91 [11] (0:12.91)
Average Speed [km/h]	40.3	60.5	59.3	59.1	59.9	58.8	60.9	61.5	60.4	58.7	55.9
Top Speed [km/h]	60.2	61.4	60.4	60.4	62.0	59.9	62.7	62.7	62.6	59.7	57.9
Avg. Dist. to Rail [m]	8.2	1.7	1.0	1.1	0.8	0.4	0.9	4.8	5.5	10.0	10.9
Avg. Stride Freq. [Hz]	2.1	2.2	2.2	2.2	2.2	2.1	2.2	2.2	2.2	2.2	2.1
Avg. Stride Length [m]	5.1	7.5	7.5	7.6	7.8	7.7	7.8	7.7	7.6	7.4	7.2



- [] Ranking at each section and finish
- .-.- No data available at this section
- NA No data available



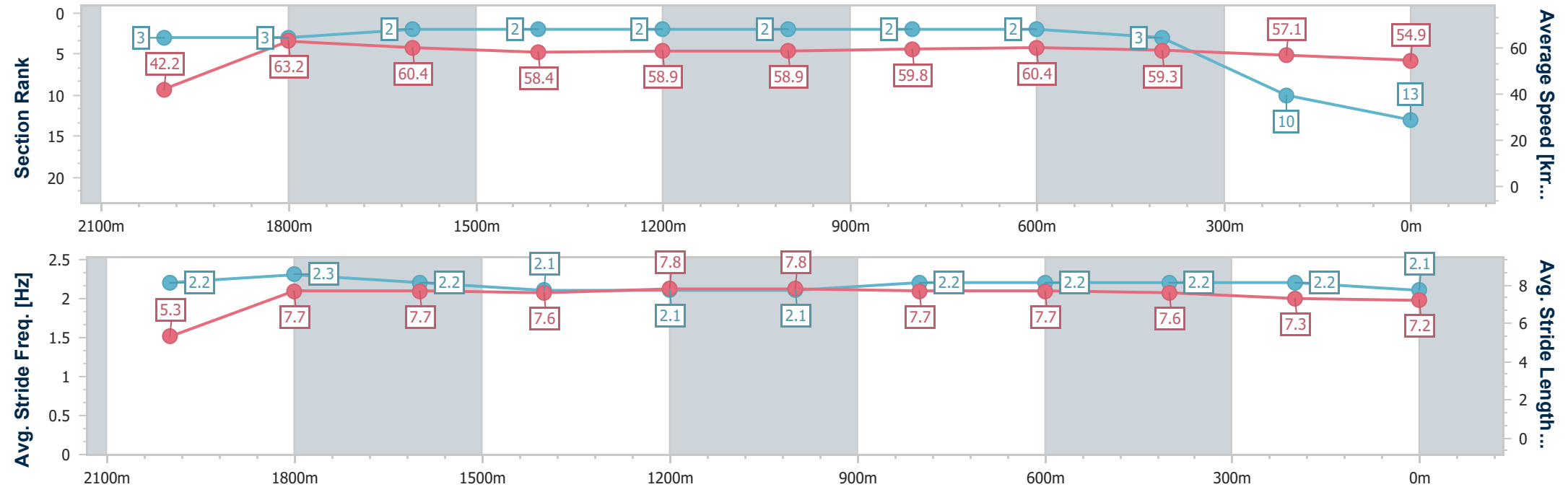
Horse/Jockey Name	Warp Speed
Final Rank	13
Fastest Section Time (Section)	0:08.56 (Overall)
Top Speed [km/h] (Section)	65.1 (1800m)
Race State	Finished



Ladbrokes Cannon Park QLD Professional
 Race 7: THE RED BERET HOTEL CAIRNS CUP - 2100m
 24 August 2024 - 16:20
 Track Rating: Soft 7, Weather: Fine, Rail Position: True



Section	Overall	2000m	1800m	1600m	1400m	1200m	1000m	800m	600m	400m	200m
Section Times	2:11.12 [13] (0:08.56)	2:02.56 [3] (0:11.41)	1:51.15 [3] (0:11.92)	1:39.23 [2] (0:12.28)	1:26.95 [2] (0:12.19)	1:14.76 [2] (0:12.04)	1:02.72 [2] (0:11.99)	0:50.73 [2] (0:11.94)	0:38.79 [2] (0:12.68)	0:26.11 [3] (0:13.02)	0:13.09 [10] (0:13.09)
Average Speed [km/h]	42.2	63.2	60.4	58.4	58.9	58.9	59.8	60.4	59.3	57.1	54.9
Top Speed [km/h]	59.9	65.0	65.1	59.7	60.1	60.0	61.0	60.9	60.9	58.9	56.2
Avg. Dist. to Rail [m]	9.6	2.9	0.6	0.7	2.4	4.3	2.2	6.3	6.5	11.4	10.5
Avg. Stride Freq. [Hz]	2.2	2.3	2.2	2.1	2.1	2.1	2.2	2.2	2.2	2.2	2.1
Avg. Stride Length [m]	5.3	7.7	7.7	7.6	7.8	7.8	7.7	7.7	7.6	7.3	7.2



- [] Ranking at each section and finish
- .-.- No data available at this section
- NA No data available



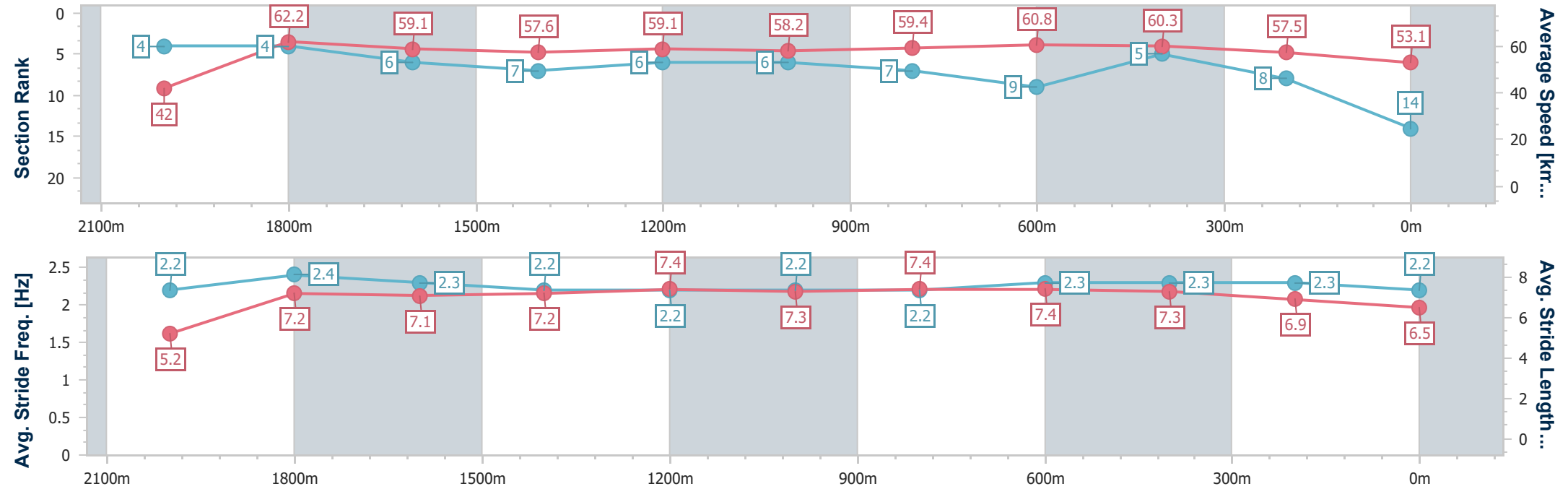
Horse/Jockey Name	Last Royal
Final Rank	14
Fastest Section Time (Section)	0:08.61 (Overall)
Top Speed [km/h] (Section)	64.4 (2000m)
Race State	Finished



Ladbrokes Cannon Park QLD Professional
 Race 7: THE RED BERET HOTEL CAIRNS CUP - 2100m
 24 August 2024 - 16:20
 Track Rating: Soft 7, Weather: Fine, Rail Position: True



Section	Overall	2000m	1800m	1600m	1400m	1200m	1000m	800m	600m	400m	200m
Section Times	2:11.45 [14] (0:08.61)	2:02.84 [4] (0:11.55)	1:51.29 [4] (0:12.05)	1:39.24 [6] (0:12.46)	1:26.78 [7] (0:12.15)	1:14.63 [6] (0:12.23)	1:02.40 [6] (0:12.00)	0:50.40 [7] (0:11.88)	0:38.52 [9] (0:12.21)	0:26.31 [5] (0:12.74)	0:13.57 [8] (0:13.57)
Average Speed [km/h]	42.0	62.2	59.1	57.6	59.1	58.2	59.4	60.8	60.3	57.5	53.1
Top Speed [km/h]	60.1	64.4	62.3	58.4	59.8	59.4	61.1	61.7	62.2	60.1	57.6
Avg. Dist. to Rail [m]	1.1	1.2	1.4	1.3	2.2	2.6	1.9	3.4	3.4	6.1	6.9
Avg. Stride Freq. [Hz]	2.2	2.4	2.3	2.2	2.2	2.2	2.2	2.3	2.3	2.3	2.2
Avg. Stride Length [m]	5.2	7.2	7.1	7.2	7.4	7.3	7.4	7.4	7.3	6.9	6.5



- [] Ranking at each section and finish
- .-.- No data available at this section
- NA No data available



Ladbrokes Cannon Park QLD Professional

Race 8: MAGIC MILLIONS DAINTREE GUINEAS QTIS 4YO Handicap - 1500m

24 August 2024 - 16:57



Track Rating: Soft 7, Weather: Fine, Rail Position: True

Section	Overall	1400m	1200m	1000m	800m	600m	400m	Last 600m						
Field Times	1:29.82 (0:08.13)	1:21.69 (0:11.11)	1:10.58 (0:11.27)	0:59.31 (0:11.64)	0:47.67 (0:11.65)	0:36.02 (0:11.68)	0:24.34 (0:12.10)	0:36.02						
Rank	TAB	Horse/Jockey	Barrier	Top Speed [km/h]	Fastest Section								Distance Travelled [m]	
1	7	PIPISTRELLE Georgina Cartwright	12	66.5	0:08.79	1:29.82 [1] (0:08.79)	1:21.03 [10] (0:11.25)	1:09.78 [10] (0:11.26)	0:58.52 [9] (0:11.66)	0:46.86 [11] (0:11.62)	0:35.24 [11] (0:11.58)	0:23.66 [10] (0:11.76)	0:35.24	
2	4	VIENNAWAITSFORYOU Jace McMurray	9	66.8	0:08.35	1:29.97 [2] (0:08.35)	1:21.62 [3] (0:10.97)	1:10.65 [3] (0:11.19)	0:59.46 [1] (0:11.66)	0:47.80 [2] (0:11.63)	0:36.17 [1] (0:11.80)	0:24.37 [3] (0:11.99)	0:36.17	-4
3	8	BOLD FEELING Chris Whiteley	8	66.4	0:08.49	1:30.07 [3] (0:08.49)	1:21.58 [6] (0:11.15)	1:10.43 [7] (0:11.44)	0:58.99 [8] (0:11.55)	0:47.44 [7] (0:11.72)	0:35.72 [7] (0:11.66)	0:24.06 [7] (0:11.84)	0:35.72	+1
4	1	BEAU RAIN Lacey Morrison	2	66.2	0:08.13	1:30.16 [4] (0:08.13)	1:22.03 [1] (0:11.11)	1:10.92 [1] (0:11.27)	0:59.65 [1] (0:11.73)	0:47.92 [3] (0:11.64)	0:36.28 [3] (0:11.60)	0:24.68 [1] (0:12.10)	0:36.28	-8
5	2	PARADE GROUND Ryan Wiggins	5	66.6	0:08.21	1:30.20 [5] (0:08.21)	1:21.99 [2] (0:11.15)	1:10.84 [4] (0:11.32)	0:59.52 [4] (0:11.66)	0:47.86 [4] (0:11.62)	0:36.24 [4] (0:11.70)	0:24.54 [4] (0:12.11)	0:36.24	-10
6	10	BETTA AL Nathan Thomas	3	66.8	0:08.51	1:30.43 [6] (0:08.51)	1:21.92 [7] (0:11.09)	1:10.83 [6] (0:11.32)	0:59.51 [6] (0:11.69)	0:47.82 [6] (0:11.71)	0:36.11 [6] (0:11.70)	0:24.41 [8] (0:12.03)	0:36.11	-8
7	9	CENTRAL PARK Adrian Layt	7	66.6	0:08.41	1:30.48 [7] (0:08.41)	1:22.07 [5] (0:11.15)	1:10.92 [5] (0:11.30)	0:59.62 [5] (0:11.51)	0:48.11 [5] (0:11.66)	0:36.45 [5] (0:11.74)	0:24.71 [5] (0:12.15)	0:36.45	-10
8	5	CALIFORNIAN Sean Cormack	4	66.7	0:08.62	1:30.53 [8] (0:08.62)	1:21.91 [8] (0:11.08)	1:10.83 [8] (0:11.28)	0:59.55 [7] (0:11.81)	0:47.74 [8] (0:11.60)	0:36.14 [8] (0:11.58)	0:24.56 [6] (0:12.06)	0:36.14	-5
9	3	SWEET KISSES Jackson Murphy	1	67.3	0:08.40	1:30.55 [9] (0:08.40)	1:22.15 [4] (0:10.85)	1:11.30 [2] (0:11.29)	1:00.01 [3] (0:11.61)	0:48.40 [1] (0:11.69)	0:36.71 [2] (0:11.74)	0:24.97 [2] (0:12.16)	0:36.71	-10
10	6	RINGER'S REWARD Corey Bayliss	11	67.5	0:09.19	1:30.80 [10] (0:09.19)	1:21.61 [12] (0:10.92)	1:10.69 [11] (0:11.26)	0:59.43 [11] (0:11.44)	0:47.99 [9] (0:11.66)	0:36.33 [9] (0:11.68)	0:24.65 [9] (0:12.08)	0:36.33	-14

[] Ranking at each section and finish
 -:-:- No data available at this section
 NA No data available

SCN Saddle cloth number
 DNF Did not finish
 DNT Did not track



Ladbrokes Cannon Park QLD Professional

Race 8: MAGIC MILLIONS DAINTREE GUINEAS QTIS 4YO Handicap - 1500m

24 August 2024 - 16:57



Track Rating: Soft 7, Weather: Fine, Rail Position: True

Section	Overall	1400m	1200m	1000m	800m	600m	400m	Last 600m
Field Times	1:29.82 (0:08.13)	1:21.69 (0:11.11)	1:10.58 (0:11.27)	0:59.31 (0:11.64)	0:47.67 (0:11.65)	0:36.02 (0:11.68)	0:24.34 (0:12.10)	0:36.02

Rank	TAB	Horse/Jockey	Barrier	Top Speed [km/h]	Fastest Section	Overall	1400m	1200m	1000m	800m	600m	400m	Last 600m	Distance Travelled [m]
11	11	DATINKA	10	66.5	0:08.81	1:31.17 [11]	1:22.36 [11]	1:10.98 [12]	0:59.67 [12]	0:47.86 [12]	0:36.24 [12]	0:24.42 [12]	0:36.24	-2
		Isabella Teh		1200m	Overall	(0:08.81)	(0:11.38)	(0:11.31)	(0:11.81)	(0:11.62)	(0:11.82)	(0:12.02)		
12	12	IT'S BEEN A TREK	6	66.0	0:08.77	1:31.40 [12]	1:22.63 [9]	1:11.43 [9]	1:00.05 [10]	0:48.54 [10]	0:36.85 [10]	0:24.89 [11]	0:36.85	+0
		Graham Kliese		1400m	Overall	(0:08.77)	(0:11.20)	(0:11.38)	(0:11.51)	(0:11.69)	(0:11.96)	(0:12.36)		

[] Ranking at each section and finish
 -:--:-- No data available at this section
 NA No data available

SCN Saddle cloth number
 DNF Did not finish
 DNT Did not track



Ladbrokes Cannon Park QLD Professional

Race 8: MAGIC MILLIONS DAINTREE GUINEAS QTIS 4YO Handicap - 1500m

24 August 2024 - 16:57



Track Rating: Soft 7, Weather: Fine, Rail Position: True

Section							200m			Last 600m
Field Times							0:12.24			0:36.02
Rank	TAB	Horse/Jockey	Barrier	Top Speed [km/h]	Fastest Section	Margin				Distance Travelled [m]
1	7	PIPISTRELLE	12	66.5	0:08.79	0:11.90 [7]	1:29.82		0:35.24	
		Georgina Cartwright		1400m	Overall	(0:11.90)				
2	4	VIENNAWAITSFORYOU	9	66.8	0:08.35	0:12.38 [2]	0.92L		0:36.17	-4
		Jace McMurray		1400m	Overall	(0:12.38)				
3	8	BOLD FEELING	8	66.4	0:08.49	0:12.22 [5]	1.48L		0:35.72	+1
		Chris Whiteley		1400m	Overall	(0:12.22)				
4	1	BEAU RAIN	2	66.2	0:08.13	0:12.58 [1]	2.02L		0:36.28	-8
		Lacey Morrison		1400m	Overall	(0:12.58)				
5	2	PARADE GROUND	5	66.6	0:08.21	0:12.43 [4]	2.24L		0:36.24	-10
		Ryan Wiggins		1400m	Overall	(0:12.43)				
6	10	BETTA AL	3	66.8	0:08.51	0:12.38 [9]	3.6L		0:36.11	-8
		Nathan Thomas		1400m	Overall	(0:12.38)				
7	9	CENTRAL PARK	7	66.6	0:08.41	0:12.56 [6]	3.9L		0:36.45	-10
		Adrian Layt		1400m	Overall	(0:12.56)				
8	5	CALIFORNIAN	4	66.7	0:08.62	0:12.50 [8]	4.22L		0:36.14	-5
		Sean Cormack		1400m	Overall	(0:12.50)				
9	3	SWEET KISSES	1	67.3	0:08.40	0:12.81 [3]	4.33L		0:36.71	-10
		Jackson Murphy		1400m	Overall	(0:12.81)				
10	6	RINGER'S REWARD	11	67.5	0:09.19	0:12.57 [10]	5.77L		0:36.33	-14
		Corey Bayliss		1400m	Overall	(0:12.57)				

[] Ranking at each section and finish
 -:-:- No data available at this section
 NA No data available

SCN Saddle cloth number
 DNF Did not finish
 DNT Did not track



Ladbrokes Cannon Park QLD Professional
 Race 8: MAGIC MILLIONS DAINTREE GUINEAS QTIS 4YO Handicap -
 1500m

24 August 2024 - 16:57



Track Rating: Soft 7, Weather: Fine, Rail Position: True

Section				200m				Last 600m		
Field Times				0:12.24 (0:12.24)				0:36.02		
Rank	TAB	Horse/Jockey	Barrier	Top Speed [km/h]	Fastest Section	Margin			Distance Travelled [m]	
11	11	DATINKA	10	66.5	0:08.81	0:12.40 [11]	7.97L		0:36.24	-2
		Isabella Teh		1200m	Overall	(0:12.40)				
12	12	IT'S BEEN A TREK	6	66.0	0:08.77	0:12.53 [12]	9.3L		0:36.85	+0
		Graham Kliese		1400m	Overall	(0:12.53)				

[] Ranking at each section and finish
 -:-:-:- No data available at this section
 NA No data available

SCN Saddle cloth number
 DNF Did not finish
 DNT Did not track



Horse/Jockey Name	Pipistrelle
Final Rank	1
Fastest Section Time (Section)	0:08.79 (Overall)
Top Speed [km/h] (Section)	66.5 (1400m)
Race State	Finished



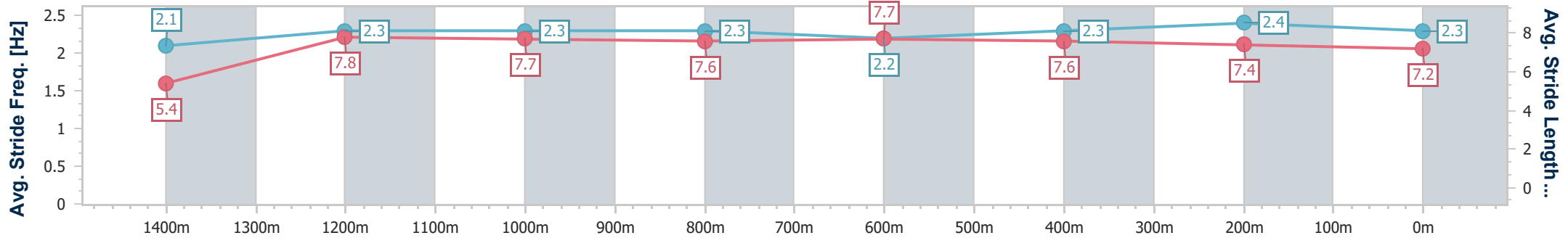
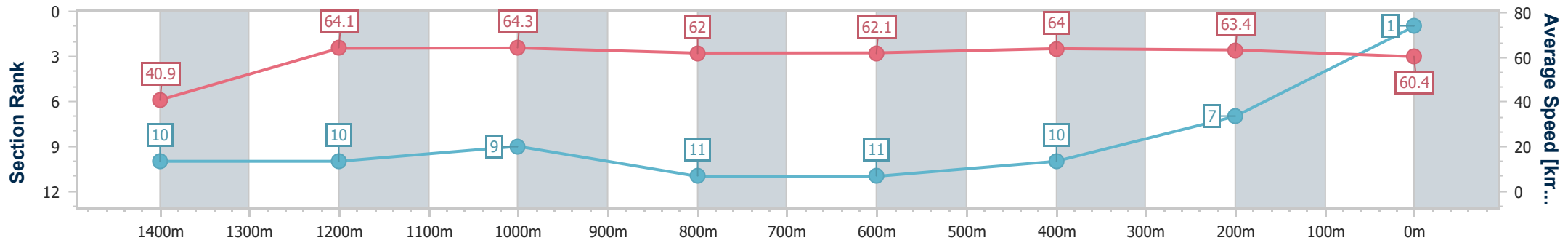
Ladbrokes Cannon Park QLD Professional
Race 8: MAGIC MILLIONS DAINTREE GUINEAS QTIS 4YO
Handicap - 1500m



24 August 2024 - 16:57

Track Rating: Soft 7, Weather: Fine, Rail Position: True

Section	Overall	1400m	1200m	1000m	800m	600m	400m	200m
Section Times	1:29.82 [1] (0:08.79)	1:21.03 [10] (0:11.25)	1:09.78 [10] (0:11.26)	0:58.52 [9] (0:11.66)	0:46.86 [11] (0:11.62)	0:35.24 [11] (0:11.58)	0:23.66 [10] (0:11.76)	0:11.90 [7] (0:11.90)
Average Speed [km/h]	40.9	64.1	64.3	62.0	62.1	64.0	63.4	60.4
Top Speed [km/h]	59.2	66.5	66.4	62.7	64.5	65.8	64.5	62.7
Avg. Dist. to Rail [m]	10.6	3.3	2.1	1.1	2.5	4.7	12.1	12.3
Avg. Stride Freq. [Hz]	2.1	2.3	2.3	2.3	2.2	2.3	2.4	2.3
Avg. Stride Length [m]	5.4	7.8	7.7	7.6	7.7	7.6	7.4	7.2



- [] Ranking at each section and finish
- .-.- No data available at this section
- NA No data available



Horse/Jockey Name	Viennawaitsforyou
Final Rank	2
Fastest Section Time (Section)	0:08.35 (Overall)
Top Speed [km/h] (Section)	66.8 (1400m)
Race State	Finished



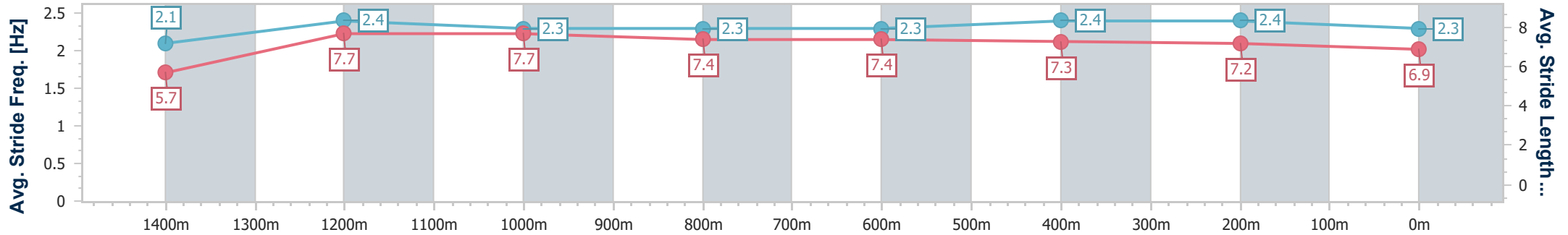
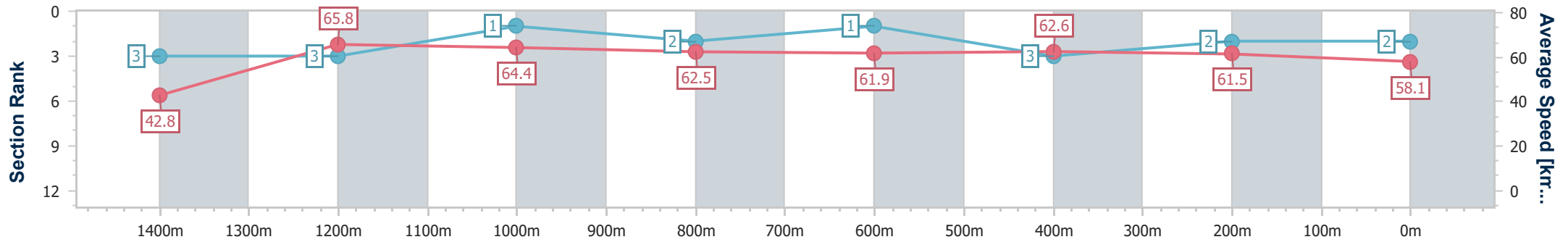
Ladbrokes Cannon Park QLD Professional
Race 8: MAGIC MILLIONS DAINTREE GUINEAS QTIS 4YO
Handicap - 1500m



24 August 2024 - 16:57

Track Rating: Soft 7, Weather: Fine, Rail Position: True

Section	Overall	1400m	1200m	1000m	800m	600m	400m	200m
Section Times	1:29.97 [2] (0:08.35)	1:21.62 [3] (0:10.97)	1:10.65 [3] (0:11.19)	0:59.46 [1] (0:11.66)	0:47.80 [2] (0:11.63)	0:36.17 [1] (0:11.80)	0:24.37 [3] (0:11.99)	0:12.38 [2] (0:12.38)
Average Speed [km/h]	42.8	65.8	64.4	62.5	61.9	62.6	61.5	58.1
Top Speed [km/h]	60.7	66.8	66.0	63.5	62.6	63.7	62.0	60.1
Avg. Dist. to Rail [m]	7.2	3.9	1.4	1.8	3.5	4.1	9.5	11.2
Avg. Stride Freq. [Hz]	2.1	2.4	2.3	2.3	2.3	2.4	2.4	2.3
Avg. Stride Length [m]	5.7	7.7	7.7	7.4	7.4	7.3	7.2	6.9



- [] Ranking at each section and finish
- .-.- No data available at this section
- NA No data available



Horse/Jockey Name	Bold Feeling
Final Rank	3
Fastest Section Time (Section)	0:08.49 (Overall)
Top Speed [km/h] (Section)	66.4 (1400m)
Race State	Finished



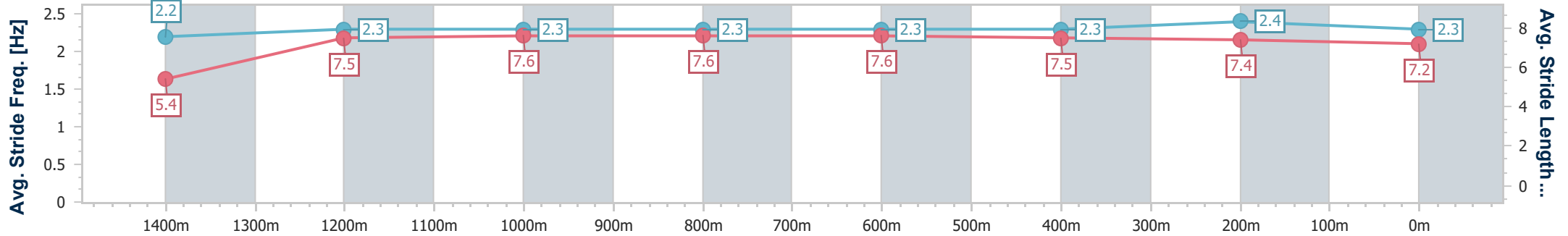
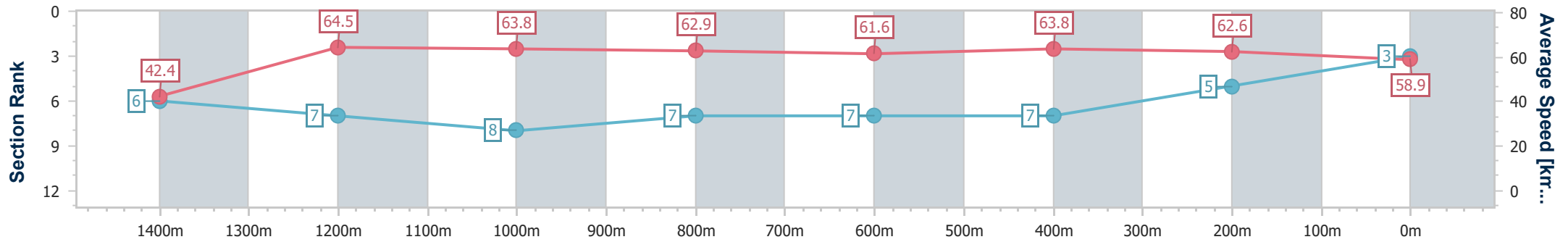
Ladbrokes Cannon Park QLD Professional
 Race 8: MAGIC MILLIONS DAINTREE GUINEAS QTIS 4YO
 Handicap - 1500m



24 August 2024 - 16:57

Track Rating: Soft 7, Weather: Fine, Rail Position: True

Section	Overall	1400m	1200m	1000m	800m	600m	400m	200m
Section Times	1:30.07 [3] (0:08.49)	1:21.58 [6] (0:11.15)	1:10.43 [7] (0:11.44)	0:58.99 [8] (0:11.55)	0:47.44 [7] (0:11.72)	0:35.72 [7] (0:11.66)	0:24.06 [7] (0:11.84)	0:12.22 [5] (0:12.22)
Average Speed [km/h]	42.4	64.5	63.8	62.9	61.6	63.8	62.6	58.9
Top Speed [km/h]	59.4	66.4	65.5	64.4	63.7	64.5	64.0	61.1
Avg. Dist. to Rail [m]	7.1	6.0	4.5	2.0	4.4	5.4	10.7	12.1
Avg. Stride Freq. [Hz]	2.2	2.3	2.3	2.3	2.3	2.3	2.4	2.3
Avg. Stride Length [m]	5.4	7.5	7.6	7.6	7.6	7.5	7.4	7.2



- [] Ranking at each section and finish
- .-.- No data available at this section
- NA No data available



Horse/Jockey Name	Beau Rain
Final Rank	4
Fastest Section Time (Section)	0:08.13 (Overall)
Top Speed [km/h] (Section)	66.2 (1400m)
Race State	Finished



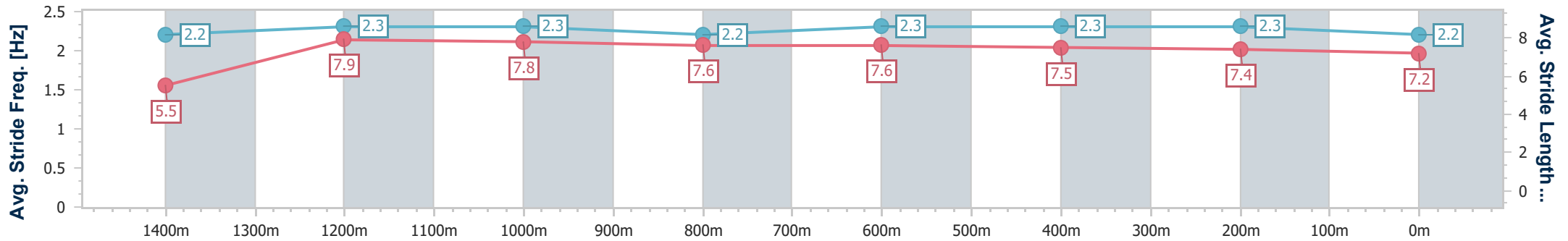
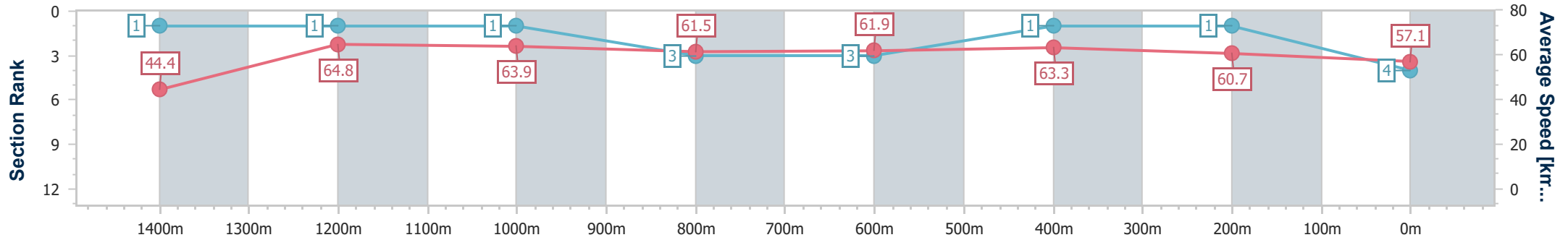
Ladbrokes Cannon Park QLD Professional
Race 8: MAGIC MILLIONS DAINTREE GUINEAS QTIS 4YO
Handicap - 1500m



24 August 2024 - 16:57

Track Rating: Soft 7, Weather: Fine, Rail Position: True

Section	Overall	1400m	1200m	1000m	800m	600m	400m	200m
Section Times	1:30.16 [4] (0:08.13)	1:22.03 [1] (0:11.11)	1:10.92 [1] (0:11.27)	0:59.65 [1] (0:11.73)	0:47.92 [3] (0:11.64)	0:36.28 [3] (0:11.60)	0:24.68 [1] (0:12.10)	0:12.58 [1] (0:12.58)
Average Speed [km/h]	44.4	64.8	63.9	61.5	61.9	63.3	60.7	57.1
Top Speed [km/h]	62.5	66.2	65.4	63.5	63.3	64.4	62.1	59.2
Avg. Dist. to Rail [m]	1.3	1.3	1.1	1.2	3.3	3.0	7.6	9.6
Avg. Stride Freq. [Hz]	2.2	2.3	2.3	2.2	2.3	2.3	2.3	2.2
Avg. Stride Length [m]	5.5	7.9	7.8	7.6	7.6	7.5	7.4	7.2



- [] Ranking at each section and finish
- .-.- No data available at this section
- NA No data available



Horse/Jockey Name	Parade Ground
Final Rank	5
Fastest Section Time (Section)	0:08.21 (Overall)
Top Speed [km/h] (Section)	66.6 (1400m)
Race State	Finished



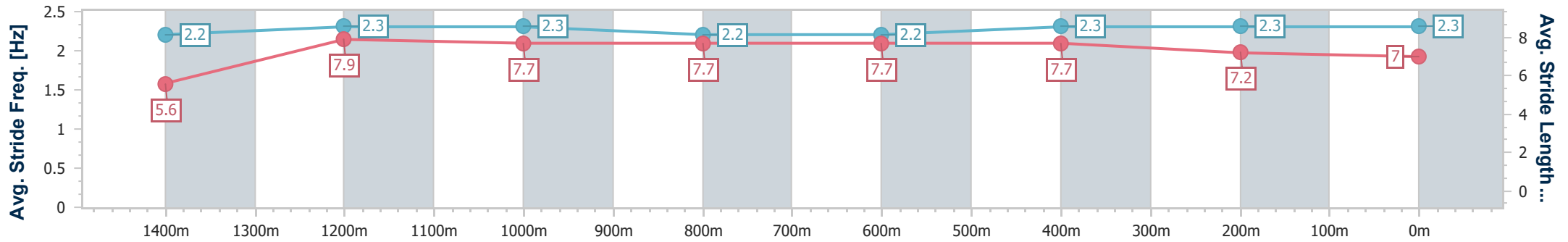
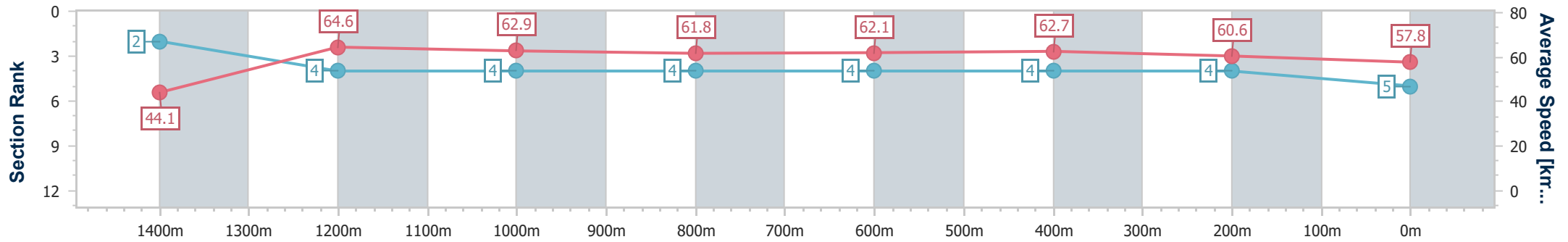
Ladbrokes Cannon Park QLD Professional
Race 8: MAGIC MILLIONS DAINTREE GUINEAS QTIS 4YO
Handicap - 1500m

24 August 2024 - 16:57

Track Rating: Soft 7, Weather: Fine, Rail Position: True



Section	Overall	1400m	1200m	1000m	800m	600m	400m	200m
Section Times	1:30.20 [5] (0:08.21)	1:21.99 [2] (0:11.15)	1:10.84 [4] (0:11.32)	0:59.52 [4] (0:11.66)	0:47.86 [4] (0:11.62)	0:36.24 [4] (0:11.70)	0:24.54 [4] (0:12.11)	0:12.43 [4] (0:12.43)
Average Speed [km/h]	44.1	64.6	62.9	61.8	62.1	62.7	60.6	57.8
Top Speed [km/h]	61.8	66.6	65.7	63.4	62.9	63.7	63.0	59.8
Avg. Dist. to Rail [m]	1.1	2.4	2.5	2.3	3.5	2.8	6.0	6.5
Avg. Stride Freq. [Hz]	2.2	2.3	2.3	2.2	2.2	2.3	2.3	2.3
Avg. Stride Length [m]	5.6	7.9	7.7	7.7	7.7	7.7	7.2	7.0



- [] Ranking at each section and finish
- .-.- No data available at this section
- NA No data available



Horse/Jockey Name	Betta AI
Final Rank	6
Fastest Section Time (Section)	0:08.51 (Overall)
Top Speed [km/h] (Section)	66.8 (1400m)
Race State	Finished



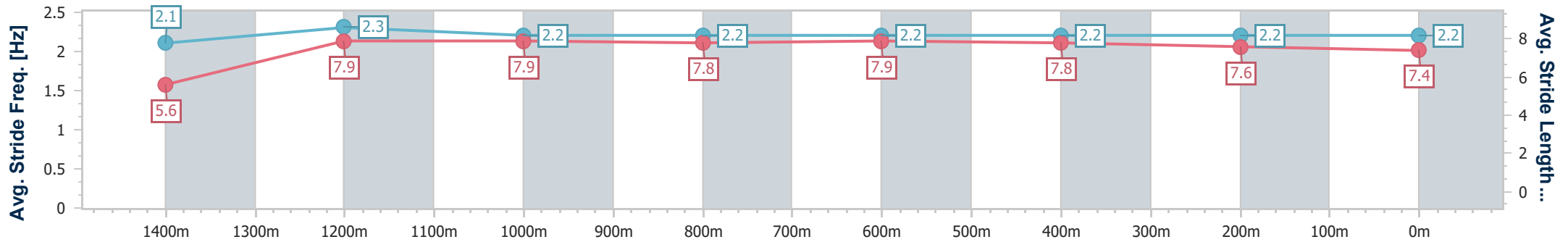
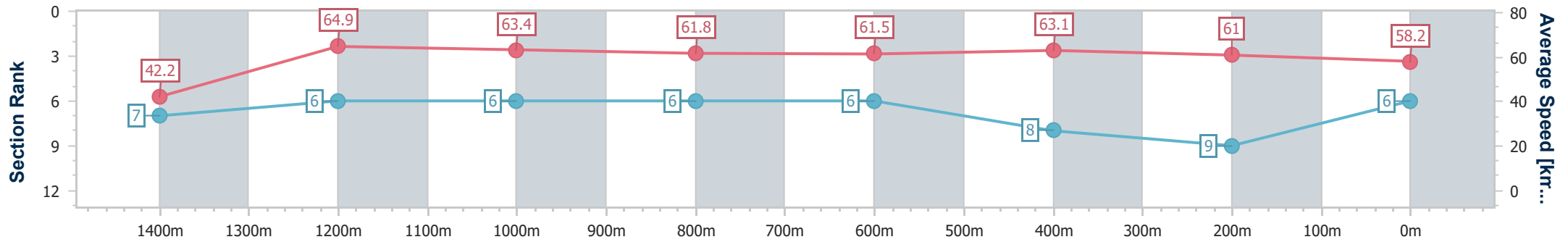
Ladbrokes Cannon Park QLD Professional
Race 8: MAGIC MILLIONS DAINTREE GUINEAS QTIS 4YO
Handicap - 1500m



24 August 2024 - 16:57

Track Rating: Soft 7, Weather: Fine, Rail Position: True

Section	Overall	1400m	1200m	1000m	800m	600m	400m	200m
Section Times	1:30.43 [6] (0:08.51)	1:21.92 [7] (0:11.09)	1:10.83 [6] (0:11.32)	0:59.51 [6] (0:11.69)	0:47.82 [6] (0:11.71)	0:36.11 [6] (0:11.70)	0:24.41 [8] (0:12.03)	0:12.38 [9] (0:12.38)
Average Speed [km/h]	42.2	64.9	63.4	61.8	61.5	63.1	61.0	58.2
Top Speed [km/h]	61.9	66.8	66.7	63.0	62.8	63.6	61.9	61.0
Avg. Dist. to Rail [m]	0.6	1.3	1.6	1.8	4.4	4.3	7.2	7.8
Avg. Stride Freq. [Hz]	2.1	2.3	2.2	2.2	2.2	2.2	2.2	2.2
Avg. Stride Length [m]	5.6	7.9	7.9	7.8	7.9	7.8	7.6	7.4



- [] Ranking at each section and finish
- .-.- No data available at this section
- NA No data available



Horse/Jockey Name	Central Park
Final Rank	7
Fastest Section Time (Section)	0:08.41 (Overall)
Top Speed [km/h] (Section)	66.6 (1400m)
Race State	Finished



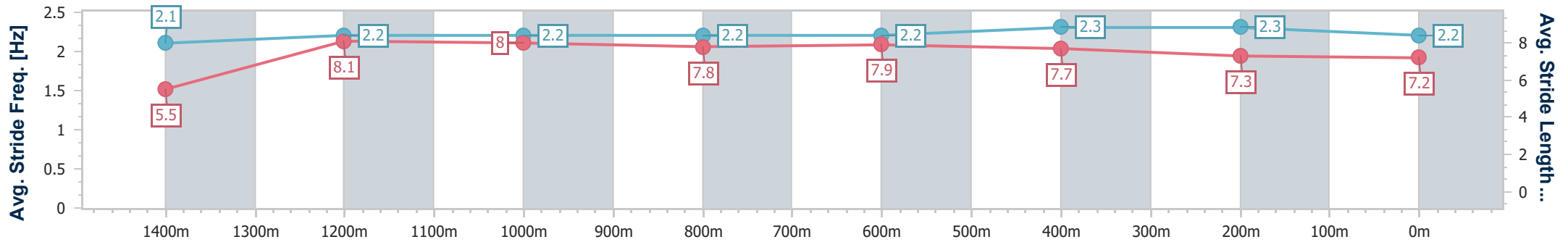
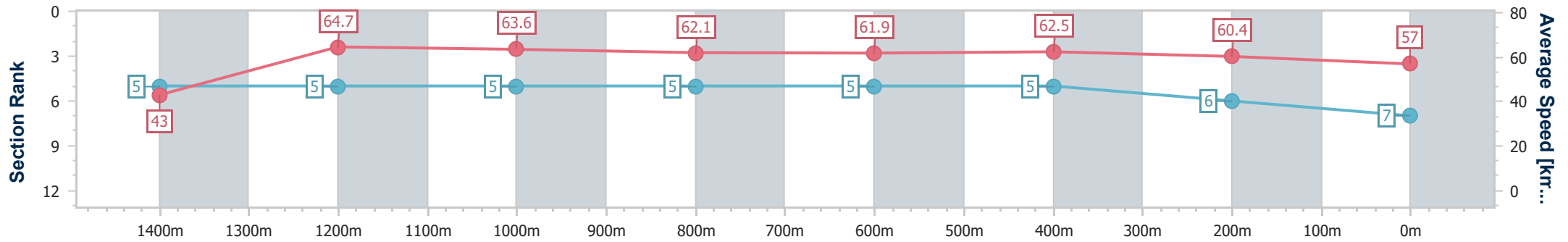
Ladbrokes Cannon Park QLD Professional
Race 8: MAGIC MILLIONS DAINTREE GUINEAS QTIS 4YO
Handicap - 1500m



24 August 2024 - 16:57

Track Rating: Soft 7, Weather: Fine, Rail Position: True

Section	Overall	1400m	1200m	1000m	800m	600m	400m	200m
Section Times	1:30.48 [7] (0:08.41)	1:22.07 [5] (0:11.15)	1:10.92 [5] (0:11.30)	0:59.62 [5] (0:11.51)	0:48.11 [5] (0:11.66)	0:36.45 [5] (0:11.74)	0:24.71 [5] (0:12.15)	0:12.56 [6] (0:12.56)
Average Speed [km/h]	43.0	64.7	63.6	62.1	61.9	62.5	60.4	57.0
Top Speed [km/h]	60.2	66.6	66.0	63.4	63.1	63.3	60.9	59.6
Avg. Dist. to Rail [m]	6.6	2.9	1.2	0.9	2.1	3.0	7.5	10.4
Avg. Stride Freq. [Hz]	2.1	2.2	2.2	2.2	2.2	2.3	2.3	2.2
Avg. Stride Length [m]	5.5	8.1	8.0	7.8	7.9	7.7	7.3	7.2



- [] Ranking at each section and finish
- .-.- No data available at this section
- NA No data available



Horse/Jockey Name	Californian
Final Rank	8
Fastest Section Time (Section)	0:08.62 (Overall)
Top Speed [km/h] (Section)	66.7 (1400m)
Race State	Finished



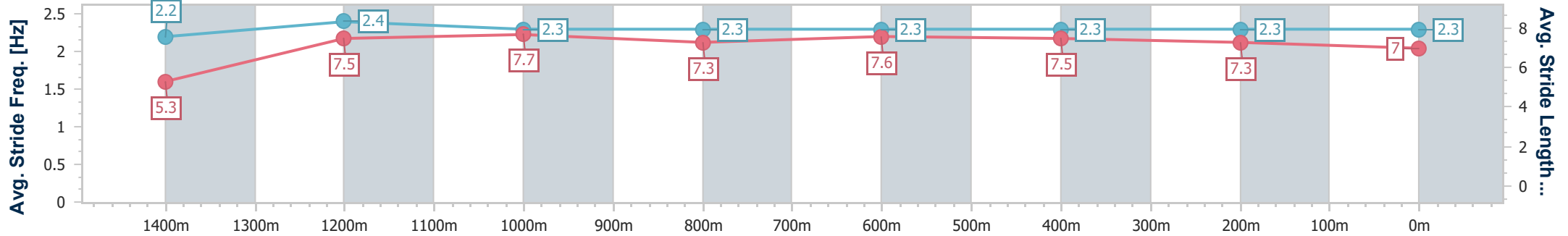
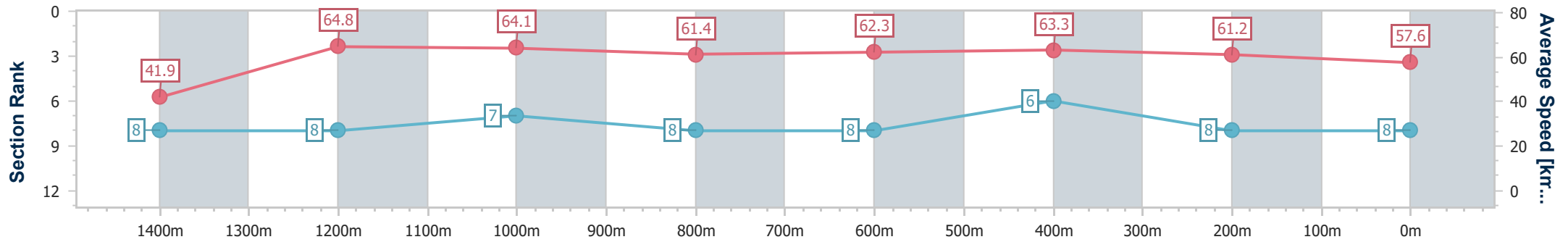
Ladbrokes Cannon Park QLD Professional
Race 8: MAGIC MILLIONS DAINTREE GUINEAS QTIS 4YO
Handicap - 1500m



24 August 2024 - 16:57

Track Rating: Soft 7, Weather: Fine, Rail Position: True

Section	Overall	1400m	1200m	1000m	800m	600m	400m	200m
Section Times	1:30.53 [8] (0:08.62)	1:21.91 [8] (0:11.08)	1:10.83 [8] (0:11.28)	0:59.55 [7] (0:11.81)	0:47.74 [8] (0:11.60)	0:36.14 [8] (0:11.58)	0:24.56 [6] (0:12.06)	0:12.50 [8] (0:12.50)
Average Speed [km/h]	41.9	64.8	64.1	61.4	62.3	63.3	61.2	57.6
Top Speed [km/h]	61.5	66.7	66.0	63.0	64.0	64.9	62.8	61.1
Avg. Dist. to Rail [m]	2.4	1.1	1.1	1.6	3.5	3.5	9.4	10.8
Avg. Stride Freq. [Hz]	2.2	2.4	2.3	2.3	2.3	2.3	2.3	2.3
Avg. Stride Length [m]	5.3	7.5	7.7	7.3	7.6	7.5	7.3	7.0



- [] Ranking at each section and finish
- .-.- No data available at this section
- NA No data available



Horse/Jockey Name	Sweet Kisses
Final Rank	9
Fastest Section Time (Section)	0:08.40 (Overall)
Top Speed [km/h] (Section)	67.3 (1400m)
Race State	Finished



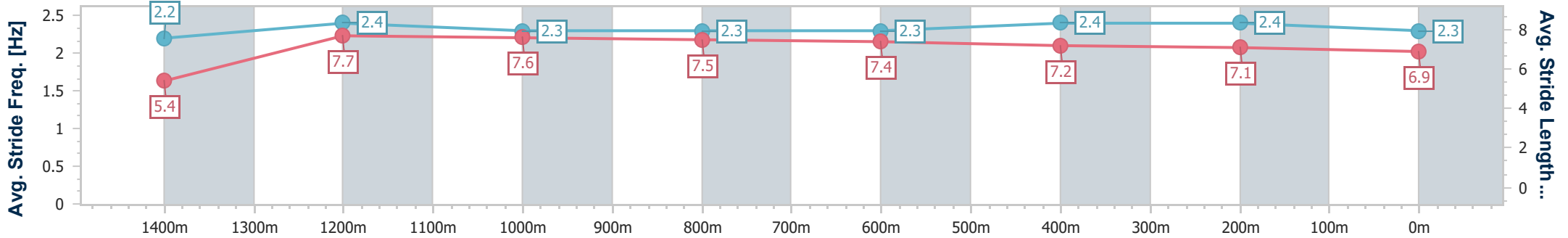
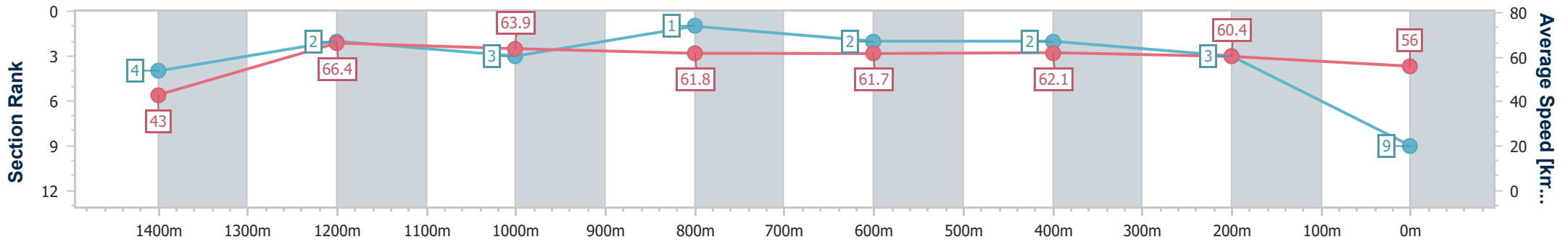
Ladbrokes Cannon Park QLD Professional
Race 8: MAGIC MILLIONS DAINTREE GUINEAS QTIS 4YO
Handicap - 1500m



24 August 2024 - 16:57

Track Rating: Soft 7, Weather: Fine, Rail Position: True

Section	Overall	1400m	1200m	1000m	800m	600m	400m	200m
Section Times	1:30.55 [9] (0:08.40)	1:22.15 [4] (0:10.85)	1:11.30 [2] (0:11.29)	1:00.01 [3] (0:11.61)	0:48.40 [1] (0:11.69)	0:36.71 [2] (0:11.74)	0:24.97 [2] (0:12.16)	0:12.81 [3] (0:12.81)
Average Speed [km/h]	43.0	66.4	63.9	61.8	61.7	62.1	60.4	56.0
Top Speed [km/h]	63.4	67.3	66.2	63.3	62.4	63.2	61.7	58.4
Avg. Dist. to Rail [m]	1.4	2.4	2.1	0.9	2.8	2.4	6.7	8.9
Avg. Stride Freq. [Hz]	2.2	2.4	2.3	2.3	2.3	2.4	2.4	2.3
Avg. Stride Length [m]	5.4	7.7	7.6	7.5	7.4	7.2	7.1	6.9



- [] Ranking at each section and finish
- .-.- No data available at this section
- NA No data available



Horse/Jockey Name	Ringer's Reward
Final Rank	10
Fastest Section Time (Section)	0:09.19 (Overall)
Top Speed [km/h] (Section)	67.5 (1400m)
Race State	Finished



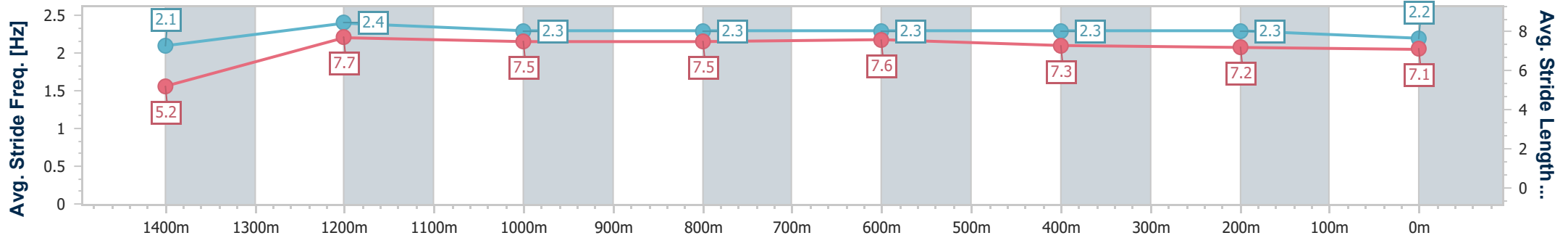
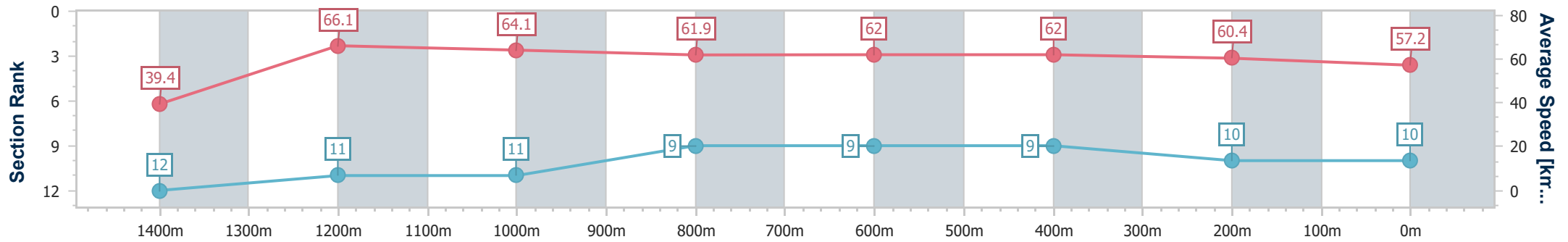
Ladbrokes Cannon Park QLD Professional
Race 8: MAGIC MILLIONS DAINTREE GUINEAS QTIS 4YO
Handicap - 1500m



24 August 2024 - 16:57

Track Rating: Soft 7, Weather: Fine, Rail Position: True

Section	Overall	1400m	1200m	1000m	800m	600m	400m	200m
Section Times	1:30.80 [10] (0:09.19)	1:21.61 [12] (0:10.92)	1:10.69 [11] (0:11.26)	0:59.43 [11] (0:11.44)	0:47.99 [9] (0:11.66)	0:36.33 [9] (0:11.68)	0:24.65 [9] (0:12.08)	0:12.57 [10] (0:12.57)
Average Speed [km/h]	39.4	66.1	64.1	61.9	62.0	62.0	60.4	57.2
Top Speed [km/h]	61.2	67.5	67.4	62.8	63.0	64.4	61.1	59.4
Avg. Dist. to Rail [m]	7.9	2.4	1.5	1.6	0.6	1.4	5.2	7.4
Avg. Stride Freq. [Hz]	2.1	2.4	2.3	2.3	2.3	2.3	2.3	2.2
Avg. Stride Length [m]	5.2	7.7	7.5	7.5	7.6	7.3	7.2	7.1



- [] Ranking at each section and finish
- .-.- No data available at this section
- NA No data available



Horse/Jockey Name	Datinka
Final Rank	11
Fastest Section Time (Section)	0:08.81 (Overall)
Top Speed [km/h] (Section)	66.5 (1200m)
Race State	Finished



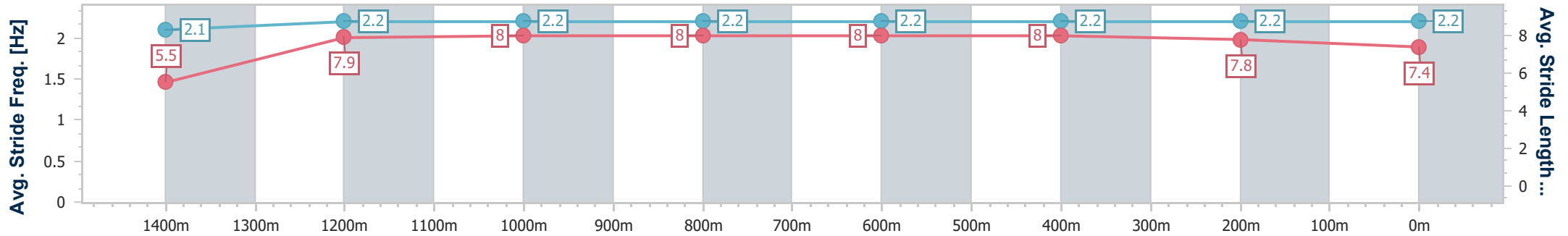
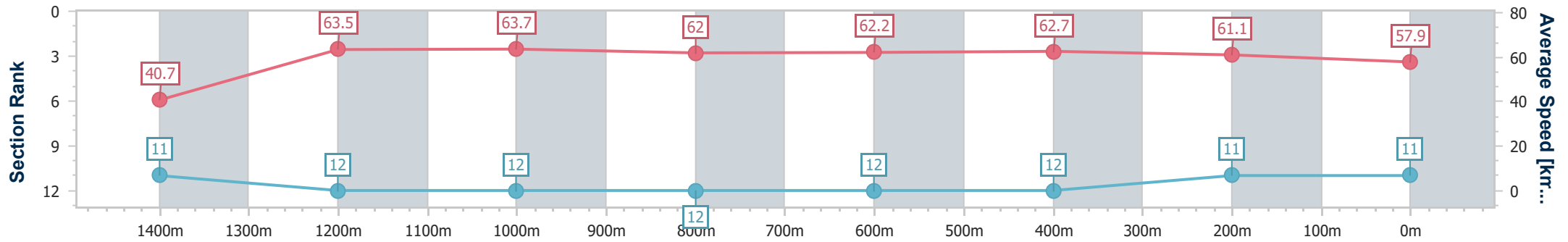
Ladbrokes Cannon Park QLD Professional
Race 8: MAGIC MILLIONS DAINTREE GUINEAS QTIS 4YO
Handicap - 1500m



24 August 2024 - 16:57

Track Rating: Soft 7, Weather: Fine, Rail Position: True

Section	Overall	1400m	1200m	1000m	800m	600m	400m	200m
Section Times	1:31.17 [11] (0:08.81)	1:22.36 [11] (0:11.38)	1:10.98 [12] (0:11.31)	0:59.67 [12] (0:11.81)	0:47.86 [12] (0:11.62)	0:36.24 [12] (0:11.82)	0:24.42 [12] (0:12.02)	0:12.40 [11] (0:12.40)
Average Speed [km/h]	40.7	63.5	63.7	62.0	62.2	62.7	61.1	57.9
Top Speed [km/h]	59.6	64.9	66.5	64.0	63.1	65.0	62.4	60.5
Avg. Dist. to Rail [m]	3.4	4.5	3.5	3.2	6.4	5.4	7.1	7.7
Avg. Stride Freq. [Hz]	2.1	2.2	2.2	2.2	2.2	2.2	2.2	2.2
Avg. Stride Length [m]	5.5	7.9	8.0	8.0	8.0	8.0	7.8	7.4



- [] Ranking at each section and finish
- .-.- No data available at this section
- NA No data available



Horse/Jockey Name	It's Been A Trek
Final Rank	12
Fastest Section Time (Section)	0:08.77 (Overall)
Top Speed [km/h] (Section)	66.0 (1400m)
Race State	Finished



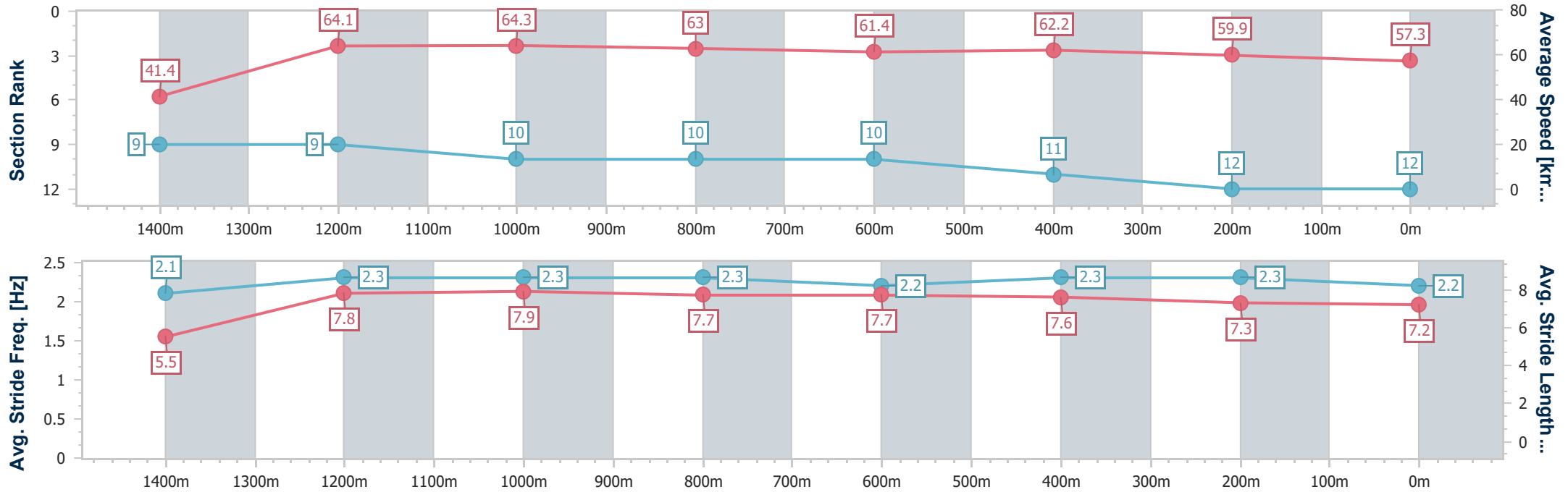
Ladbrokes Cannon Park QLD Professional
Race 8: MAGIC MILLIONS DAINTREE GUINEAS QTIS 4YO
Handicap - 1500m



24 August 2024 - 16:57

Track Rating: Soft 7, Weather: Fine, Rail Position: True

Section	Overall	1400m	1200m	1000m	800m	600m	400m	200m
Section Times	1:31.40 [12] (0:08.77)	1:22.63 [9] (0:11.20)	1:11.43 [9] (0:11.38)	1:00.05 [10] (0:11.51)	0:48.54 [10] (0:11.69)	0:36.85 [10] (0:11.96)	0:24.89 [11] (0:12.36)	0:12.53 [12] (0:12.53)
Average Speed [km/h]	41.4	64.1	64.3	63.0	61.4	62.2	59.9	57.3
Top Speed [km/h]	60.3	66.0	65.4	64.2	63.2	63.5	60.7	59.6
Avg. Dist. to Rail [m]	5.7	4.2	3.5	1.4	2.9	4.6	11.2	13.4
Avg. Stride Freq. [Hz]	2.1	2.3	2.3	2.3	2.2	2.3	2.3	2.2
Avg. Stride Length [m]	5.5	7.8	7.9	7.7	7.7	7.6	7.3	7.2



- [] Ranking at each section and finish
- .-.- No data available at this section
- NA No data available



Ladbrokes Cannon Park QLD Professional

Race 9: LADBROKES BENCHMARK 58 Handicap - 1500m

24 August 2024 - 17:35



Track Rating: Soft 7, Weather: Fine, Rail Position: True

Section		Overall	1400m	1200m	1000m	800m	600m	400m	Last 600m					
Field Times		1:30.09 (0:07.84)	1:22.25 (0:10.33)	1:11.92 (0:10.86)	1:01.06 (0:11.42)	0:49.64 (0:11.61)	0:38.03 (0:12.03)	0:26.00 (0:12.64)	0:38.03					
Rank	TAB	Horse/Jockey	Barrier	Top Speed [km/h]	Fastest Section								Distance Travelled [m]	
1	12	SHIPS AHOY Scott Sheargold	14	70.5 1400m	0:07.97 Overall	1:30.09 [1] (0:07.97)	1:22.12 [3] (0:10.40)	1:11.72 [3] (0:10.79)	1:00.93 [3] (0:11.29)	0:49.64 [1] (0:11.61)	0:38.03 [1] (0:12.03)	0:26.00 [1] (0:12.64)	0:38.03	
2	1	CHOIR BOY Gabrielle Semmens	3	70.9 1400m	0:07.85 Overall	1:30.19 [2] (0:07.85)	1:22.34 [2] (0:10.41)	1:11.93 [2] (0:10.77)	1:01.16 [1] (0:11.63)	0:49.53 [2] (0:11.65)	0:37.88 [2] (0:12.16)	0:25.72 [2] (0:12.58)	0:37.88	-8
3	6	VALENKI Lacey Morrison	8	71.7 1400m	0:08.68 Overall	1:30.32 [3] (0:08.68)	1:21.64 [13] (0:10.40)	1:11.24 [12] (0:11.04)	1:00.20 [11] (0:11.65)	0:48.55 [12] (0:11.42)	0:37.13 [12] (0:12.06)	0:25.07 [10] (0:12.32)	0:37.13	+2
4	4	AMMAND Corey Bayliss	18	70.4 1400m	0:08.15 Overall	1:30.36 [4] (0:08.15)	1:22.21 [5] (0:10.50)	1:11.71 [6] (0:10.88)	1:00.83 [6] (0:11.38)	0:49.45 [4] (0:11.66)	0:37.79 [5] (0:12.17)	0:25.62 [5] (0:12.60)	0:37.79	+5
5	11	SUPER TWENTY THREE Ryan Wiggins	10	69.4 1400m	0:08.44 Overall	1:31.03 [5] (0:08.44)	1:22.59 [10] (0:10.53)	1:12.06 [10] (0:10.84)	1:01.22 [9] (0:11.47)	0:49.75 [8] (0:11.54)	0:38.21 [7] (0:12.15)	0:26.06 [6] (0:12.65)	0:38.21	+5
6	9	MY ARTIE Ashley Butler	16	70.7 1400m	0:08.15 Overall	1:31.04 [6] (0:08.15)	1:22.89 [6] (0:10.38)	1:12.51 [5] (0:10.86)	1:01.65 [5] (0:11.52)	0:50.13 [5] (0:11.59)	0:38.54 [4] (0:12.18)	0:26.36 [3] (0:12.87)	0:38.54	-3
7	17	MCNAIR Adrian Layt	6	70.6 1400m	0:08.36 Overall	1:31.06 [7] (0:08.36)	1:22.70 [9] (0:10.46)	1:12.24 [9] (0:10.93)	1:01.31 [8] (0:11.52)	0:49.79 [7] (0:11.56)	0:38.23 [8] (0:12.18)	0:26.05 [7] (0:12.63)	0:38.23	+3
8	13	ZOUHOPE Tyler Leslight	13	70.7 1200m	0:08.92 Overall	1:31.06 [8] (0:08.92)	1:22.14 [14] (0:10.84)	1:11.30 [14] (0:10.52)	1:00.78 [13] (0:11.52)	0:49.26 [13] (0:11.40)	0:37.86 [13] (0:12.26)	0:25.60 [12] (0:12.62)	0:37.86	+12
9	2	PESHWA Jace McMurray	11	70.1 1400m	0:08.44 Overall	1:31.48 [9] (0:08.44)	1:23.04 [11] (0:10.58)	1:12.46 [11] (0:11.22)	1:01.24 [12] (0:11.46)	0:49.78 [11] (0:11.34)	0:38.44 [11] (0:12.19)	0:26.25 [9] (0:12.65)	0:38.44	+5
10	14	MIRROR ILLUSION Zac Sprie	19	70.8 1400m	0:08.30 Overall	1:31.57 [10] (0:08.30)	1:23.27 [8] (0:10.46)	1:12.81 [7] (0:10.95)	1:01.86 [7] (0:11.72)	0:50.14 [9] (0:11.57)	0:38.57 [10] (0:12.54)	0:26.03 [13] (0:12.56)	0:38.57	+5

Scratched: Bravio (#7), Mission House (#8), Pluckercarn (#19), City Of Boulder (#16), Doom Diva (#18)

[] Ranking at each section and finish
 -:-:- No data available at this section
 NA No data available

SCN Saddle cloth number
 DNF Did not finish
 DNT Did not track



Ladbrokes Cannon Park QLD Professional

Race 9: LADBROKES BENCHMARK 58 Handicap - 1500m

24 August 2024 - 17:35



Track Rating: Soft 7, Weather: Fine, Rail Position: True

Section	Overall	1400m	1200m	1000m	800m	600m	400m	Last 600m
Field Times	1:30.09 (0:07.84)	1:22.25 (0:10.33)	1:11.92 (0:10.86)	1:01.06 (0:11.42)	0:49.64 (0:11.61)	0:38.03 (0:12.03)	0:26.00 (0:12.64)	0:38.03

Rank	TAB	Horse/Jockey	Barrier	Top Speed [km/h]	Fastest Section	Overall	1400m	1200m	1000m	800m	600m	400m	Last 600m	Distance Travelled [m]
11	3	BATTLE ROYALE Nathan Day	4	70.9 1400m	0:08.04 Overall	1:31.58 [11] (0:08.04)	1:23.54 [4] (0:10.38)	1:13.16 [4] (0:10.78)	1:02.38 [4] (0:11.72)	0:50.66 [6] (0:11.66)	0:39.00 [6] (0:12.46)	0:26.54 [8] (0:13.01)	0:39.00	-9
12	5	CUBAN AFFAIR Graham Kliese	9	71.1 1400m	0:08.29 Overall	1:31.91 [12] (0:08.29)	1:23.62 [7] (0:10.50)	1:13.12 [8] (0:11.05)	1:02.07 [10] (0:11.63)	0:50.44 [10] (0:11.48)	0:38.96 [9] (0:12.40)	0:26.56 [11] (0:13.04)	0:38.96	-3
13	10	INDICATIVE Isabella Teh	7	72.0 1400m	0:07.84 Overall	1:32.00 [13] (0:07.84)	1:24.16 [1] (0:10.33)	1:13.83 [1] (0:10.92)	1:02.91 [2] (0:11.61)	0:51.30 [3] (0:11.67)	0:39.63 [3] (0:12.32)	0:27.31 [4] (0:13.19)	0:39.63	+1
14	15	BLOOMIN' READY Nathan Thomas	1	68.7 1400m	0:08.64 Overall	1:33.14 [14] (0:08.64)	1:24.50 [12] (0:10.69)	1:13.81 [13] (0:10.97)	1:02.84 [14] (0:11.86)	0:50.98 [14] (0:11.69)	0:39.29 [14] (0:12.30)	0:26.99 [14] (0:12.75)	0:39.29	-5

Scratched: Bravio (#7), Mission House (#8), Pluckercarn (#19), City Of Boulder (#16), Doom Diva (#18)

[] Ranking at each section and finish
 -:-:-:- No data available at this section
 NA No data available

SCN Saddle cloth number
 DNF Did not finish
 DNT Did not track



Ladbrokes Cannon Park QLD Professional
 Race 9: LADBROKES BENCHMARK 58 Handicap - 1500m
 24 August 2024 - 17:35



Track Rating: Soft 7, Weather: Fine, Rail Position: True

Section							200m			Last 600m
Field Times							0:13.36			0:38.03
							(0:13.36)			
Rank	TAB	Horse/Jockey	Barrier	Top Speed [km/h]	Fastest Section	Margin				Distance Travelled [m]
1	12	SHIPS AHOY Scott Sheargold	14	70.5 1400m	0:07.97 Overall	0:13.36 [1] (0:13.36)	1:30.09			0:38.03
2	1	CHOIR BOY Gabrielle Semmens	3	70.9 1400m	0:07.85 Overall	0:13.14 [2] (0:13.14)	0.59L			0:37.88 -8
3	6	VALENKI Lacey Morrison	8	71.7 1400m	0:08.68 Overall	0:12.75 [5] (0:12.75)	1.36L			0:37.13 +2
4	4	AMMAND Corey Bayliss	18	70.4 1400m	0:08.15 Overall	0:13.02 [3] (0:13.02)	1.61L			0:37.79 +5
5	11	SUPER TWENTY THREE Ryan Wiggins	10	69.4 1400m	0:08.44 Overall	0:13.41 [6] (0:13.41)	5.53L			0:38.21 +5
6	9	MY ARTIE Ashley Butler	16	70.7 1400m	0:08.15 Overall	0:13.49 [4] (0:13.49)	5.59L			0:38.54 -3
7	17	MCNAIR Adrian Layt	6	70.6 1400m	0:08.36 Overall	0:13.42 [7] (0:13.42)	5.68L			0:38.23 +3
8	13	ZOUHOPE Tyler Leslight	13	70.7 1200m	0:08.92 Overall	0:12.98 [11] (0:12.98)	5.71L			0:37.86 +12
9	2	PESHWA Jace McMurray	11	70.1 1400m	0:08.44 Overall	0:13.60 [8] (0:13.60)	8.18L			0:38.44 +5
10	14	MIRROR ILLUSION Zac Sprie	19	70.8 1400m	0:08.30 Overall	0:13.47 [12] (0:13.47)	8.7L			0:38.57 +5

Scratched: Bravio (#7), Mission House (#8), Pluckercarn (#19), City Of Boulder (#16), Doom Diva (#18)

[] Ranking at each section and finish
 -:-:- No data available at this section
 NA No data available

SCN Saddle cloth number
 DNF Did not finish
 DNT Did not track



Ladbrokes Cannon Park QLD Professional
 Race 9: LADBROKES BENCHMARK 58 Handicap - 1500m
 24 August 2024 - 17:35



Track Rating: Soft 7, Weather: Fine, Rail Position: True

Section				200m				Last 600m	
Field Times				0:13.36 (0:13.36)				0:38.03	
Rank	TAB	Horse/Jockey	Barrier	Top Speed [km/h]	Fastest Section	Margin			Distance Travelled [m]
11	3	BATTLE ROYALE Nathan Day	4	70.9 1400m	0:08.04 Overall	0:13.53 [10] (0:13.53)	8.77L		0:39.00 -9
12	5	CUBAN AFFAIR Graham Kliese	9	71.1 1400m	0:08.29 Overall	0:13.52 [13] (0:13.52)	10.71L		0:38.96 -3
13	10	INDICATIVE Isabella Teh	7	72.0 1400m	0:07.84 Overall	0:14.12 [9] (0:14.12)	11.21L		0:39.63 +1
14	15	BLOOMIN' READY Nathan Thomas	1	68.7 1400m	0:08.64 Overall	0:14.24 [14] (0:14.24)	17.93L		0:39.29 -5

Scratched: Bravio (#7), Mission House (#8), Pluckercarn (#19), City Of Boulder (#16), Doom Diva (#18)

[] Ranking at each section and finish
 -:-:-:- No data available at this section
 NA No data available

SCN Saddle cloth number
 DNF Did not finish
 DNT Did not track



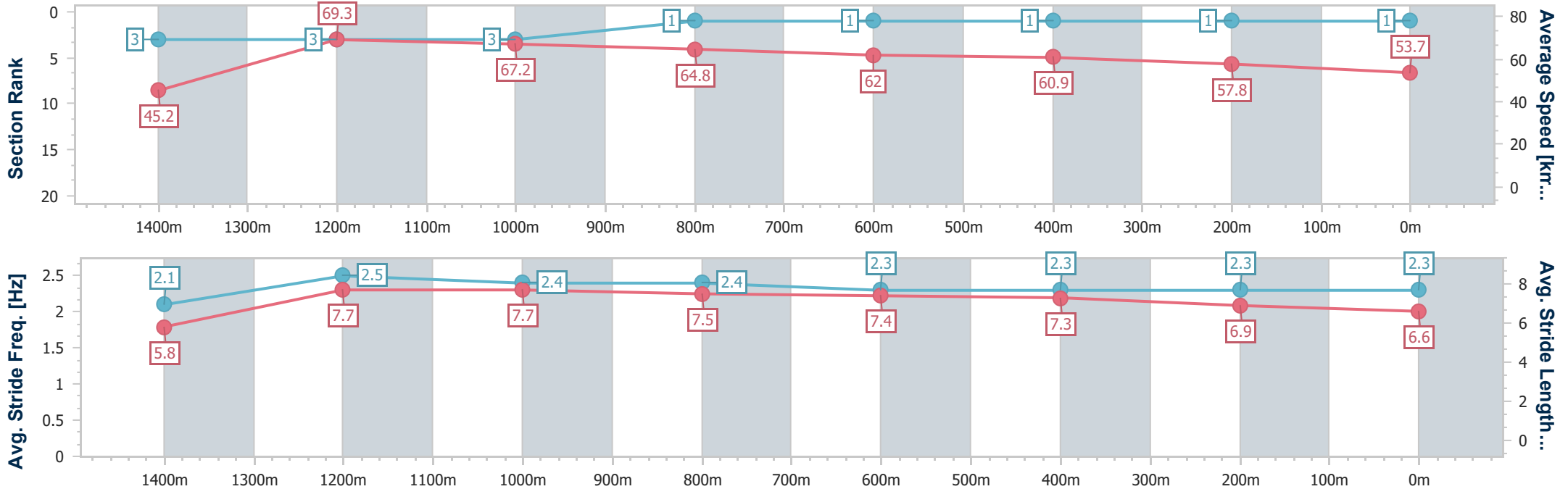
Horse/Jockey Name	Ships Ahoy
Final Rank	1
Fastest Section Time (Section)	0:07.97 (Overall)
Top Speed [km/h] (Section)	70.5 (1400m)
Race State	Finished



Ladbroke's Cannon Park QLD Professional
 Race 9: LADBROKES BENCHMARK 58 Handicap - 1500m
 24 August 2024 - 17:35
 Track Rating: Soft 7, Weather: Fine, Rail Position: True



Section	Overall	1400m	1200m	1000m	800m	600m	400m	200m
Section Times	1:30.09 [1] (0:07.97)	1:22.12 [3] (0:10.40)	1:11.72 [3] (0:10.79)	1:00.93 [3] (0:11.29)	0:49.64 [1] (0:11.61)	0:38.03 [1] (0:12.03)	0:26.00 [1] (0:12.64)	0:13.36 [1] (0:13.36)
Average Speed [km/h]	45.2	69.3	67.2	64.8	62.0	60.9	57.8	53.7
Top Speed [km/h]	66.9	70.5	70.1	66.1	64.2	62.2	59.9	56.3
Avg. Dist. to Rail [m]	3.0	1.1	1.0	2.9	4.2	2.9	5.7	5.9
Avg. Stride Freq. [Hz]	2.1	2.5	2.4	2.4	2.3	2.3	2.3	2.3
Avg. Stride Length [m]	5.8	7.7	7.7	7.5	7.4	7.3	6.9	6.6



- [] Ranking at each section and finish
- .-.-.- No data available at this section
- NA No data available



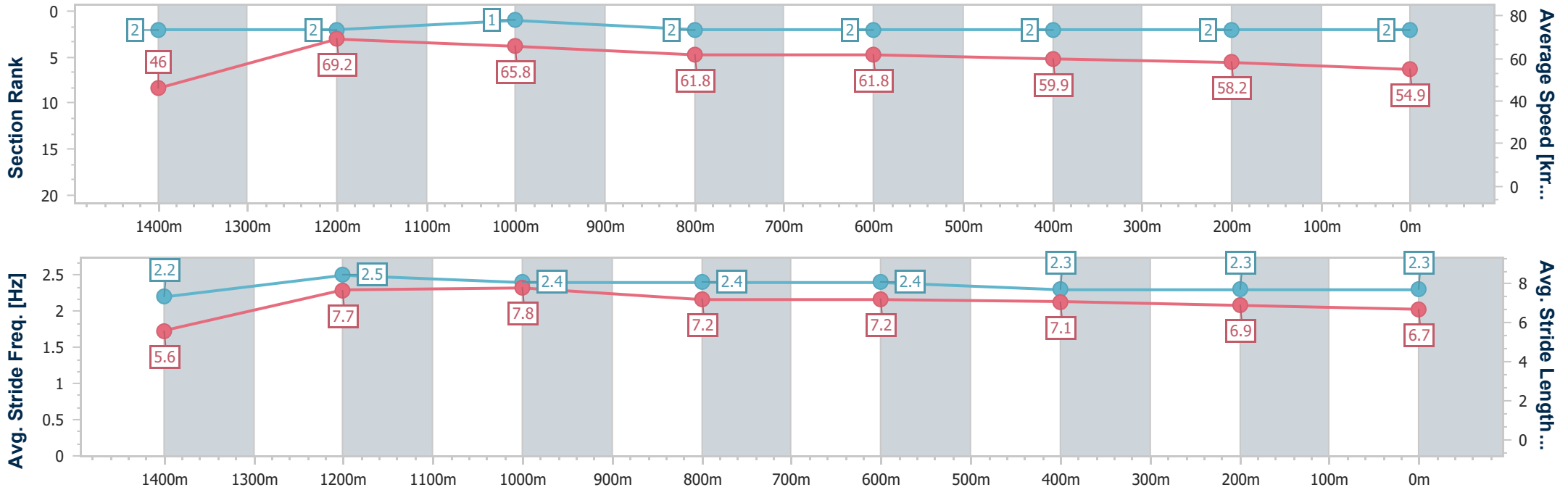
Horse/Jockey Name	Choir Boy
Final Rank	2
Fastest Section Time (Section)	0:07.85 (Overall)
Top Speed [km/h] (Section)	70.9 (1400m)
Race State	Finished



Ladbroke's Cannon Park QLD Professional
 Race 9: LADBROKES BENCHMARK 58 Handicap - 1500m
 24 August 2024 - 17:35
 Track Rating: Soft 7, Weather: Fine, Rail Position: True



Section	Overall	1400m	1200m	1000m	800m	600m	400m	200m
Section Times	1:30.19 [2] (0:07.85)	1:22.34 [2] (0:10.41)	1:11.93 [2] (0:10.77)	1:01.16 [1] (0:11.63)	0:49.53 [2] (0:11.65)	0:37.88 [2] (0:12.16)	0:25.72 [2] (0:12.58)	0:13.14 [2] (0:13.14)
Average Speed [km/h]	46.0	69.2	65.8	61.8	61.8	59.9	58.2	54.9
Top Speed [km/h]	64.9	70.9	69.0	63.4	62.9	62.7	59.4	58.0
Avg. Dist. to Rail [m]	2.0	3.2	3.9	1.7	2.7	1.9	8.2	10.4
Avg. Stride Freq. [Hz]	2.2	2.5	2.4	2.4	2.4	2.3	2.3	2.3
Avg. Stride Length [m]	5.6	7.7	7.8	7.2	7.2	7.1	6.9	6.7



- [] Ranking at each section and finish
- .-.- No data available at this section
- NA No data available



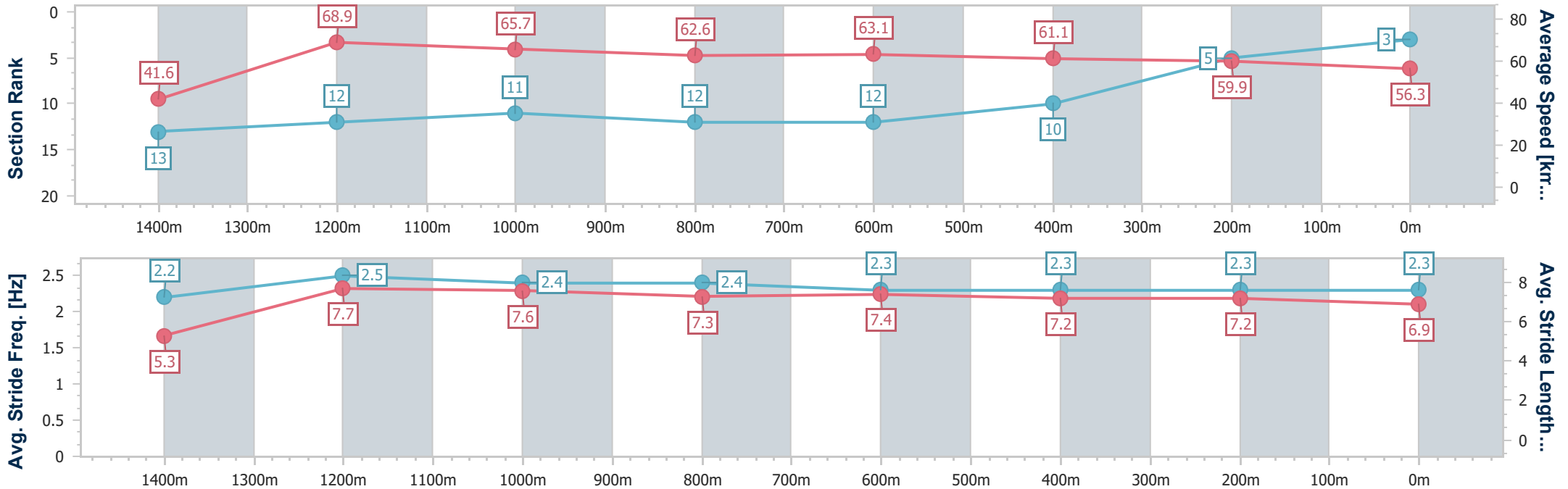
Horse/Jockey Name	Valenki
Final Rank	3
Fastest Section Time (Section)	0:08.68 (Overall)
Top Speed [km/h] (Section)	71.7 (1400m)
Race State	Finished



Ladbroke's Cannon Park QLD Professional
 Race 9: LADBROKES BENCHMARK 58 Handicap - 1500m
 24 August 2024 - 17:35
 Track Rating: Soft 7, Weather: Fine, Rail Position: True



Section	Overall	1400m	1200m	1000m	800m	600m	400m	200m
Section Times	1:30.32 [3] (0:08.68)	1:21.64 [13] (0:10.40)	1:11.24 [12] (0:11.04)	1:00.20 [11] (0:11.65)	0:48.55 [12] (0:11.42)	0:37.13 [12] (0:12.06)	0:25.07 [10] (0:12.32)	0:12.75 [5] (0:12.75)
Average Speed [km/h]	41.6	68.9	65.7	62.6	63.1	61.1	59.9	56.3
Top Speed [km/h]	63.2	71.7	68.2	64.5	65.6	63.4	64.1	58.7
Avg. Dist. to Rail [m]	0.5	1.4	0.9	2.3	2.9	3.4	9.1	7.7
Avg. Stride Freq. [Hz]	2.2	2.5	2.4	2.4	2.3	2.3	2.3	2.3
Avg. Stride Length [m]	5.3	7.7	7.6	7.3	7.4	7.2	7.2	6.9



- [] Ranking at each section and finish
- .-.- No data available at this section
- NA No data available



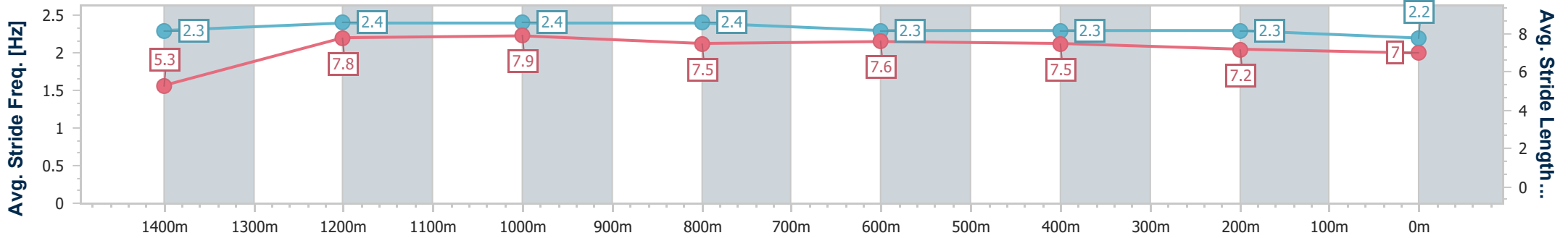
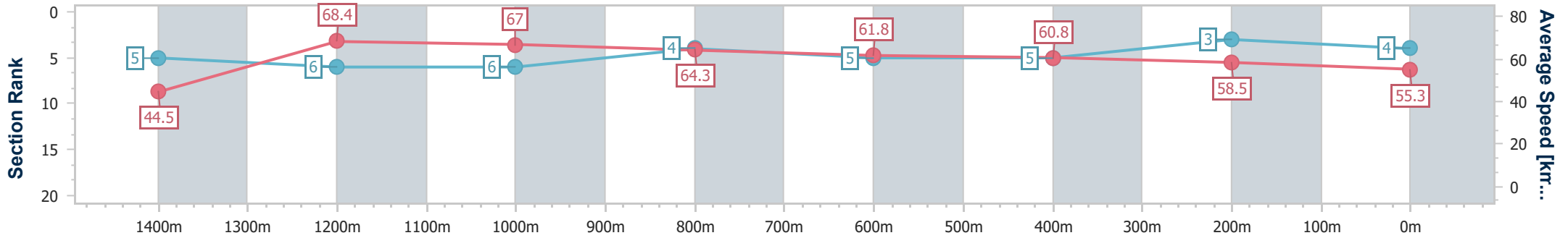
Horse/Jockey Name	Ammand
Final Rank	4
Fastest Section Time (Section)	0:08.15 (Overall)
Top Speed [km/h] (Section)	70.4 (1400m)
Race State	Finished



Ladbroke's Cannon Park QLD Professional
 Race 9: LADBROKES BENCHMARK 58 Handicap - 1500m
 24 August 2024 - 17:35
 Track Rating: Soft 7, Weather: Fine, Rail Position: True



Section	Overall	1400m	1200m	1000m	800m	600m	400m	200m
Section Times	1:30.36 [4] (0:08.15)	1:22.21 [5] (0:10.50)	1:11.71 [6] (0:10.88)	1:00.83 [6] (0:11.38)	0:49.45 [4] (0:11.66)	0:37.79 [5] (0:12.17)	0:25.62 [5] (0:12.60)	0:13.02 [3] (0:13.02)
Average Speed [km/h]	44.5	68.4	67.0	64.3	61.8	60.8	58.5	55.3
Top Speed [km/h]	63.9	70.4	68.6	65.4	62.5	61.9	59.8	57.9
Avg. Dist. to Rail [m]	7.4	2.0	2.8	2.9	4.2	4.7	8.5	8.4
Avg. Stride Freq. [Hz]	2.3	2.4	2.4	2.4	2.3	2.3	2.3	2.2
Avg. Stride Length [m]	5.3	7.8	7.9	7.5	7.6	7.5	7.2	7.0



- [] Ranking at each section and finish
- .-.- No data available at this section
- NA No data available



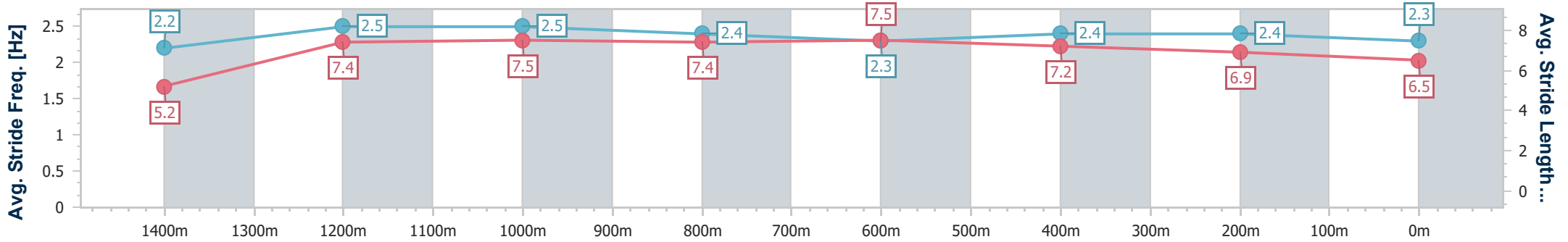
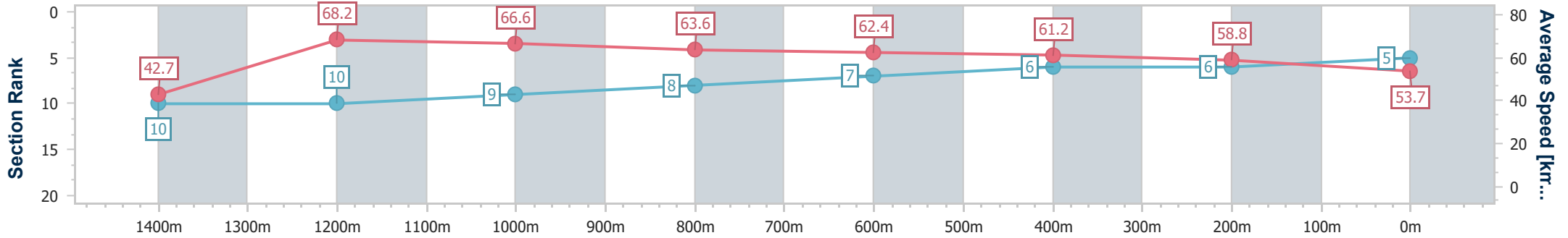
Horse/Jockey Name	Super Twenty Three
Final Rank	5
Fastest Section Time (Section)	0:08.44 (Overall)
Top Speed [km/h] (Section)	69.4 (1400m)
Race State	Finished



Ladbrokes Cannon Park QLD Professional
 Race 9: LADBROKES BENCHMARK 58 Handicap - 1500m
 24 August 2024 - 17:35
 Track Rating: Soft 7, Weather: Fine, Rail Position: True



Section	Overall	1400m	1200m	1000m	800m	600m	400m	200m
Section Times	1:31.03 [5] (0:08.44)	1:22.59 [10] (0:10.53)	1:12.06 [10] (0:10.84)	1:01.22 [9] (0:11.47)	0:49.75 [8] (0:11.54)	0:38.21 [7] (0:12.15)	0:26.06 [6] (0:12.65)	0:13.41 [6] (0:13.41)
Average Speed [km/h]	42.7	68.2	66.6	63.6	62.4	61.2	58.8	53.7
Top Speed [km/h]	65.8	69.4	69.4	65.1	64.1	63.4	60.3	55.4
Avg. Dist. to Rail [m]	3.1	0.7	0.7	2.6	5.0	5.6	11.9	12.7
Avg. Stride Freq. [Hz]	2.2	2.5	2.5	2.4	2.3	2.4	2.4	2.3
Avg. Stride Length [m]	5.2	7.4	7.5	7.4	7.5	7.2	6.9	6.5



- [] Ranking at each section and finish
- .-.- No data available at this section
- NA No data available



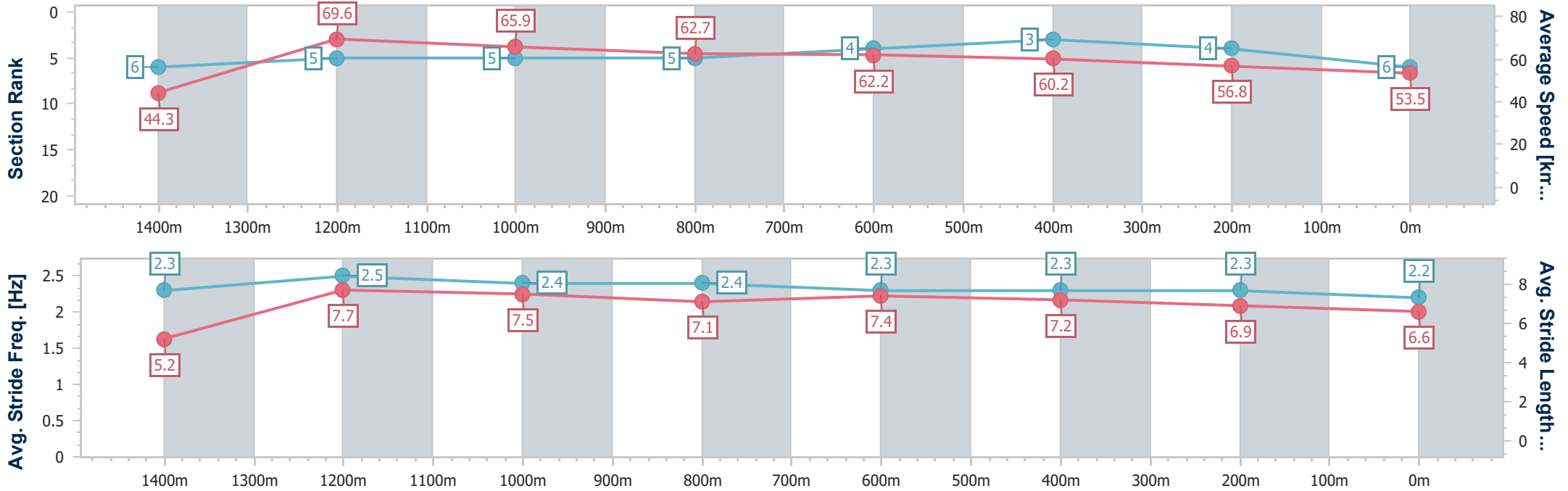
Horse/Jockey Name	My Artie
Final Rank	6
Fastest Section Time (Section)	0:08.15 (Overall)
Top Speed [km/h] (Section)	70.7 (1400m)
Race State	Finished



Ladbroke's Cannon Park QLD Professional
 Race 9: LADBROKES BENCHMARK 58 Handicap - 1500m
 24 August 2024 - 17:35
 Track Rating: Soft 7, Weather: Fine, Rail Position: True



Section	Overall	1400m	1200m	1000m	800m	600m	400m	200m
Section Times	1:31.04 [6] (0:08.15)	1:22.89 [6] (0:10.38)	1:12.51 [5] (0:10.86)	1:01.65 [5] (0:11.52)	0:50.13 [5] (0:11.59)	0:38.54 [4] (0:12.18)	0:26.36 [3] (0:12.87)	0:13.49 [4] (0:13.49)
Average Speed [km/h]	44.3	69.6	65.9	62.7	62.2	60.2	56.8	53.5
Top Speed [km/h]	64.5	70.7	69.8	64.5	62.7	61.3	58.9	55.4
Avg. Dist. to Rail [m]	5.9	1.0	1.1	1.2	3.2	3.1	6.1	5.0
Avg. Stride Freq. [Hz]	2.3	2.5	2.4	2.4	2.3	2.3	2.3	2.2
Avg. Stride Length [m]	5.2	7.7	7.5	7.1	7.4	7.2	6.9	6.6



- [] Ranking at each section and finish
- .-.-.- No data available at this section
- NA No data available



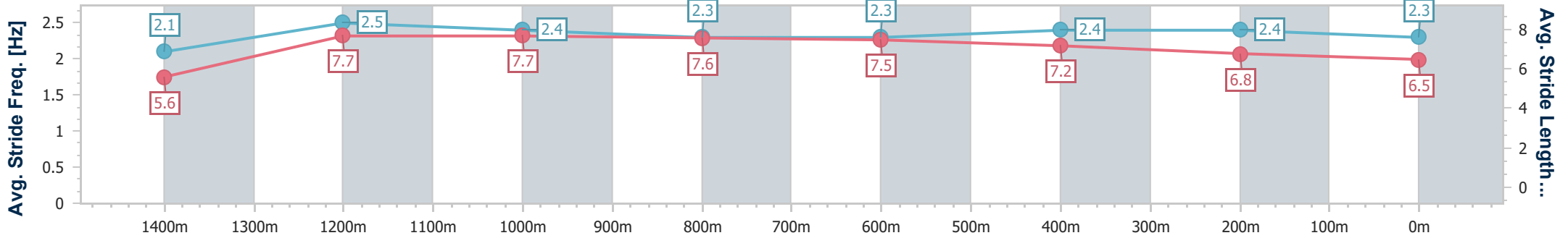
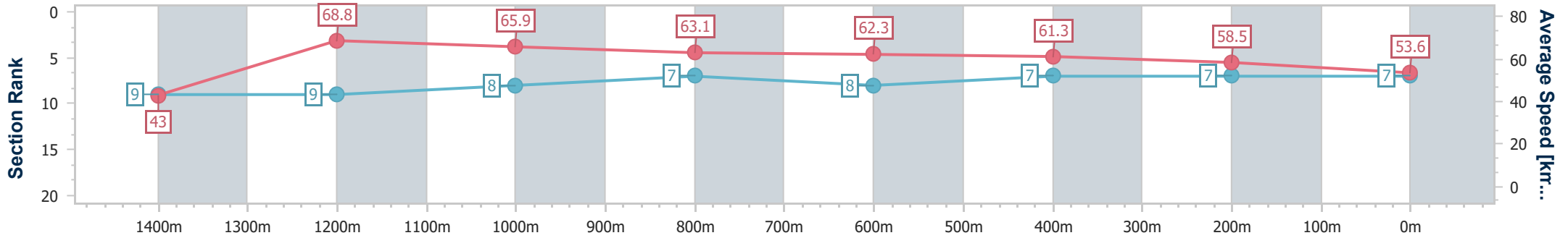
Horse/Jockey Name	McNair
Final Rank	7
Fastest Section Time (Section)	0:08.36 (Overall)
Top Speed [km/h] (Section)	70.6 (1400m)
Race State	Finished



Ladbroke's Cannon Park QLD Professional
 Race 9: LADBROKES BENCHMARK 58 Handicap - 1500m
 24 August 2024 - 17:35
 Track Rating: Soft 7, Weather: Fine, Rail Position: True



Section	Overall	1400m	1200m	1000m	800m	600m	400m	200m
Section Times	1:31.06 [7] (0:08.36)	1:22.70 [9] (0:10.46)	1:12.24 [9] (0:10.93)	1:01.31 [8] (0:11.52)	0:49.79 [7] (0:11.56)	0:38.23 [8] (0:12.18)	0:26.05 [7] (0:12.63)	0:13.42 [7] (0:13.42)
Average Speed [km/h]	43.0	68.8	65.9	63.1	62.3	61.3	58.5	53.6
Top Speed [km/h]	64.6	70.6	67.8	64.2	63.0	62.5	61.8	56.4
Avg. Dist. to Rail [m]	0.6	1.3	0.5	2.0	4.3	5.4	10.7	10.8
Avg. Stride Freq. [Hz]	2.1	2.5	2.4	2.3	2.3	2.4	2.4	2.3
Avg. Stride Length [m]	5.6	7.7	7.7	7.6	7.5	7.2	6.8	6.5



- [] Ranking at each section and finish
- :-:- No data available at this section
- NA No data available



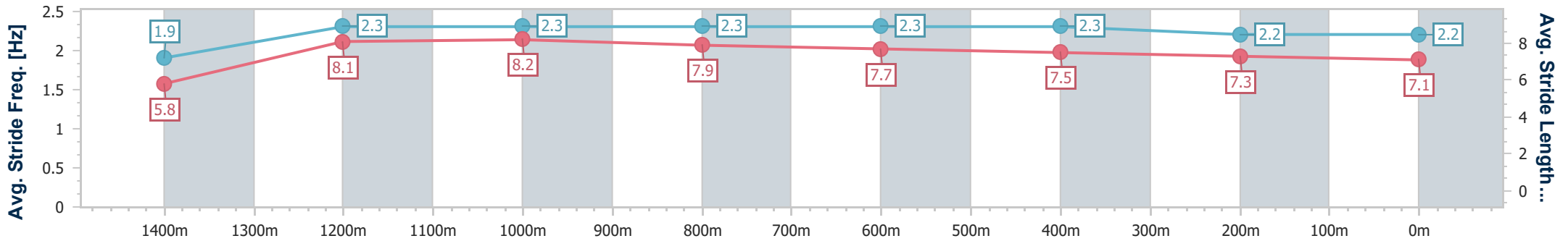
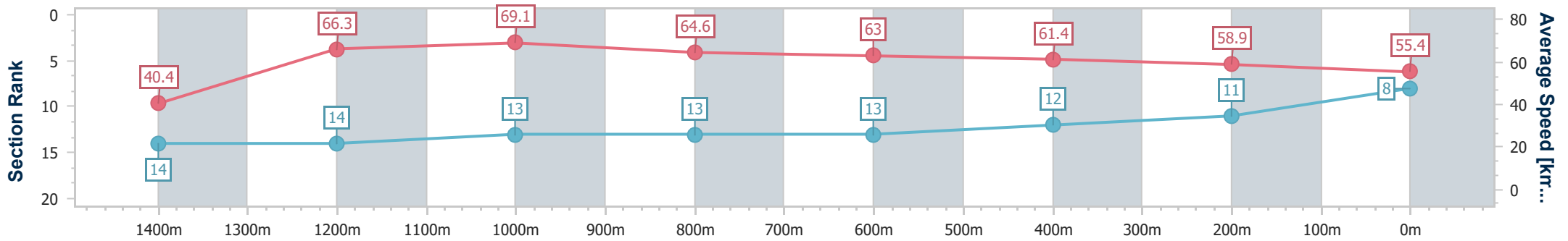
Horse/Jockey Name	Zouhope
Final Rank	8
Fastest Section Time (Section)	0:08.92 (Overall)
Top Speed [km/h] (Section)	70.7 (1200m)
Race State	Finished



Ladbrokes Cannon Park QLD Professional
 Race 9: LADBROKES BENCHMARK 58 Handicap - 1500m
 24 August 2024 - 17:35
 Track Rating: Soft 7, Weather: Fine, Rail Position: True



Section	Overall	1400m	1200m	1000m	800m	600m	400m	200m
Section Times	1:31.06 [8] (0:08.92)	1:22.14 [14] (0:10.84)	1:11.30 [14] (0:10.52)	1:00.78 [13] (0:11.52)	0:49.26 [13] (0:11.40)	0:37.86 [13] (0:12.26)	0:25.60 [12] (0:12.62)	0:12.98 [11] (0:12.98)
Average Speed [km/h]	40.4	66.3	69.1	64.6	63.0	61.4	58.9	55.4
Top Speed [km/h]	61.4	70.3	70.7	67.2	63.8	63.1	59.9	58.4
Avg. Dist. to Rail [m]	5.7	3.0	2.5	5.0	7.4	7.2	11.0	10.8
Avg. Stride Freq. [Hz]	1.9	2.3	2.3	2.3	2.3	2.3	2.2	2.2
Avg. Stride Length [m]	5.8	8.1	8.2	7.9	7.7	7.5	7.3	7.1



- [] Ranking at each section and finish
- .-.-.- No data available at this section
- NA No data available



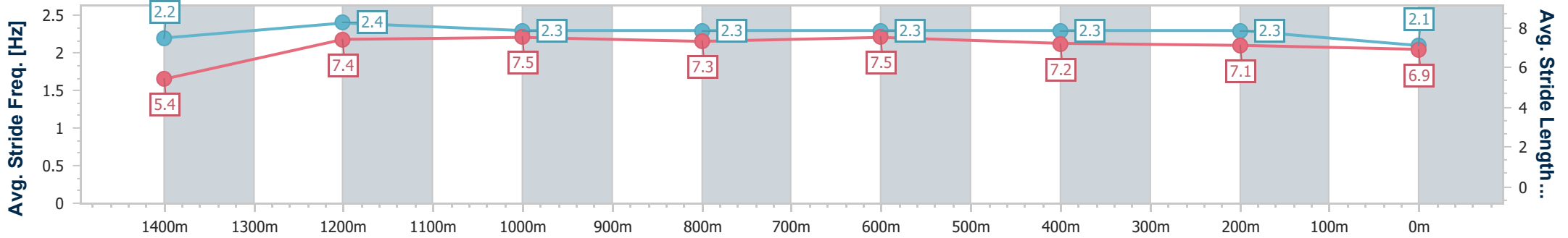
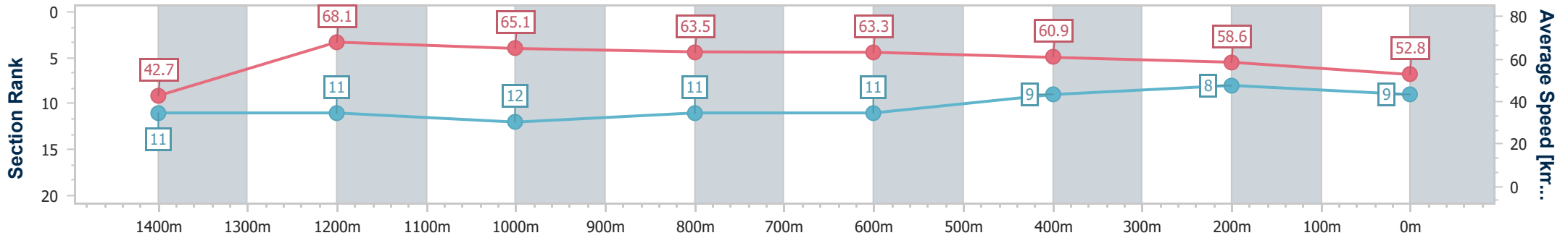
Horse/Jockey Name	Peshwa
Final Rank	9
Fastest Section Time (Section)	0:08.44 (Overall)
Top Speed [km/h] (Section)	70.1 (1400m)
Race State	Finished



Ladbroke's Cannon Park QLD Professional
 Race 9: LADBROKES BENCHMARK 58 Handicap - 1500m
 24 August 2024 - 17:35
 Track Rating: Soft 7, Weather: Fine, Rail Position: True



Section	Overall	1400m	1200m	1000m	800m	600m	400m	200m
Section Times	1:31.48 [9] (0:08.44)	1:23.04 [11] (0:10.58)	1:12.46 [11] (0:11.22)	1:01.24 [12] (0:11.46)	0:49.78 [11] (0:11.34)	0:38.44 [11] (0:12.19)	0:26.25 [9] (0:12.65)	0:13.60 [8] (0:13.60)
Average Speed [km/h]	42.7	68.1	65.1	63.5	63.3	60.9	58.6	52.8
Top Speed [km/h]	62.5	70.1	68.5	64.2	64.2	61.9	60.4	56.1
Avg. Dist. to Rail [m]	7.8	5.3	4.9	1.8	4.5	4.9	11.3	12.5
Avg. Stride Freq. [Hz]	2.2	2.4	2.3	2.3	2.3	2.3	2.3	2.1
Avg. Stride Length [m]	5.4	7.4	7.5	7.3	7.5	7.2	7.1	6.9



- [] Ranking at each section and finish
- .-.- No data available at this section
- NA No data available



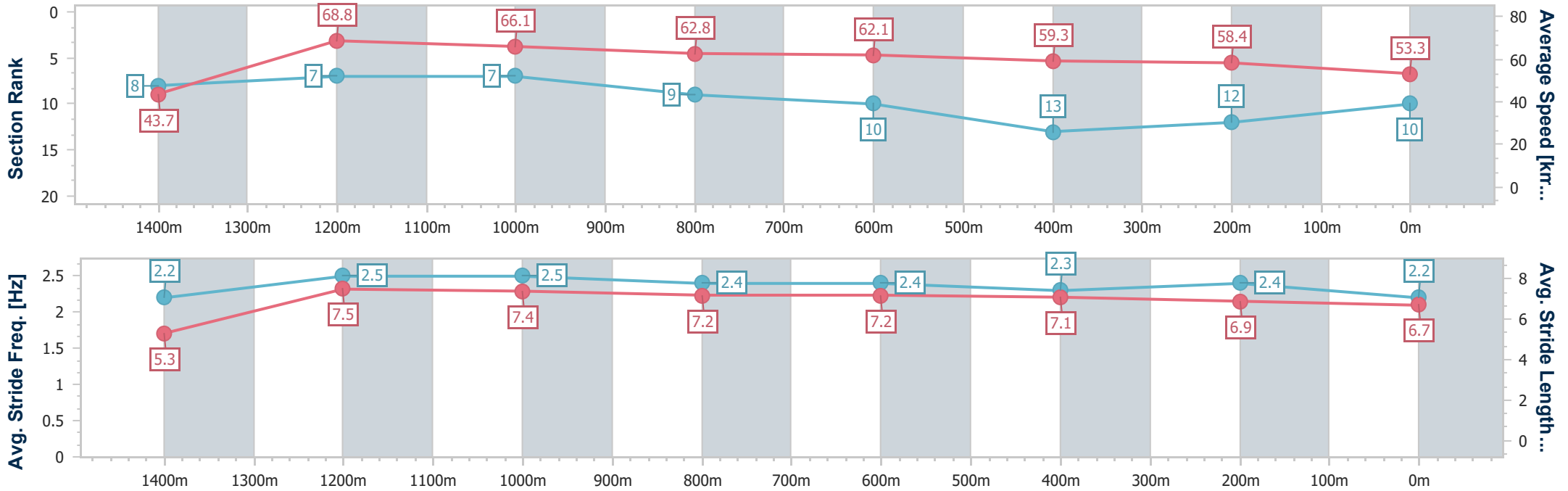
Horse/Jockey Name	Mirror Illusion
Final Rank	10
Fastest Section Time (Section)	0:08.30 (Overall)
Top Speed [km/h] (Section)	70.8 (1400m)
Race State	Finished



Ladbroke's Cannon Park QLD Professional
 Race 9: LADBROKES BENCHMARK 58 Handicap - 1500m
 24 August 2024 - 17:35
 Track Rating: Soft 7, Weather: Fine, Rail Position: True



Section	Overall	1400m	1200m	1000m	800m	600m	400m	200m
Section Times	1:31.57 [10] (0:08.30)	1:23.27 [8] (0:10.46)	1:12.81 [7] (0:10.95)	1:01.86 [7] (0:11.72)	0:50.14 [9] (0:11.57)	0:38.57 [10] (0:12.54)	0:26.03 [13] (0:12.56)	0:13.47 [12] (0:13.47)
Average Speed [km/h]	43.7	68.8	66.1	62.8	62.1	59.3	58.4	53.3
Top Speed [km/h]	63.4	70.8	70.7	64.1	63.3	60.8	59.4	55.8
Avg. Dist. to Rail [m]	4.9	0.8	1.0	4.0	6.0	5.0	8.0	9.1
Avg. Stride Freq. [Hz]	2.2	2.5	2.5	2.4	2.4	2.3	2.4	2.2
Avg. Stride Length [m]	5.3	7.5	7.4	7.2	7.2	7.1	6.9	6.7



- [] Ranking at each section and finish
- .-.- No data available at this section
- NA No data available



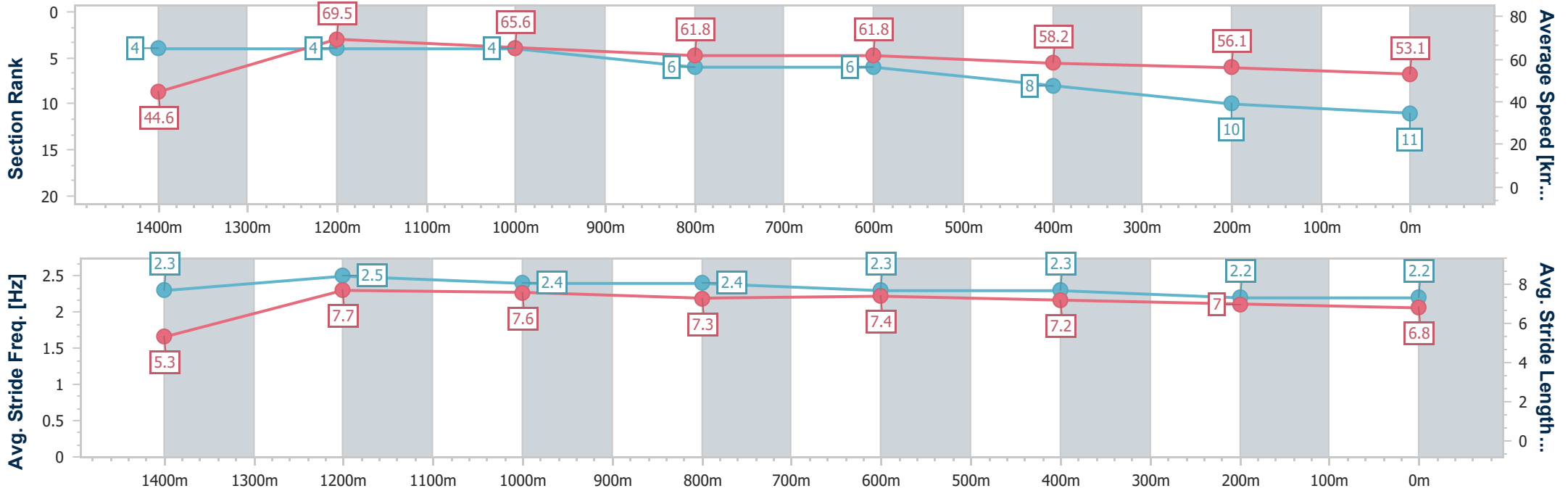
Horse/Jockey Name	Battle Royale
Final Rank	11
Fastest Section Time (Section)	0:08.04 (Overall)
Top Speed [km/h] (Section)	70.9 (1400m)
Race State	Finished



Ladbroke's Cannon Park QLD Professional
 Race 9: LADBROKES BENCHMARK 58 Handicap - 1500m
 24 August 2024 - 17:35
 Track Rating: Soft 7, Weather: Fine, Rail Position: True



Section	Overall	1400m	1200m	1000m	800m	600m	400m	200m
Section Times	1:31.58 [11] (0:08.04)	1:23.54 [4] (0:10.38)	1:13.16 [4] (0:10.78)	1:02.38 [4] (0:11.72)	0:50.66 [6] (0:11.66)	0:39.00 [6] (0:12.46)	0:26.54 [8] (0:13.01)	0:13.53 [10] (0:13.53)
Average Speed [km/h]	44.6	69.5	65.6	61.8	61.8	58.2	56.1	53.1
Top Speed [km/h]	65.3	70.9	69.2	63.1	63.1	61.2	56.7	55.9
Avg. Dist. to Rail [m]	3.7	5.2	4.3	1.7	1.7	1.4	6.0	6.3
Avg. Stride Freq. [Hz]	2.3	2.5	2.4	2.4	2.3	2.3	2.2	2.2
Avg. Stride Length [m]	5.3	7.7	7.6	7.3	7.4	7.2	7.0	6.8



- [] Ranking at each section and finish
- :-:- No data available at this section
- NA No data available



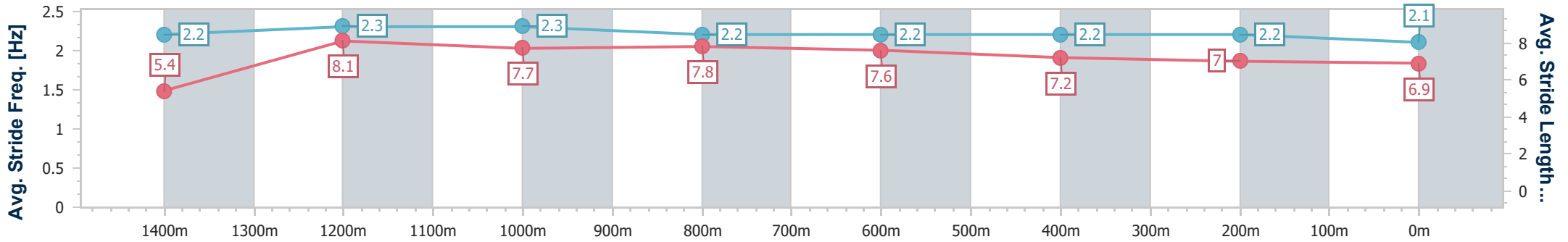
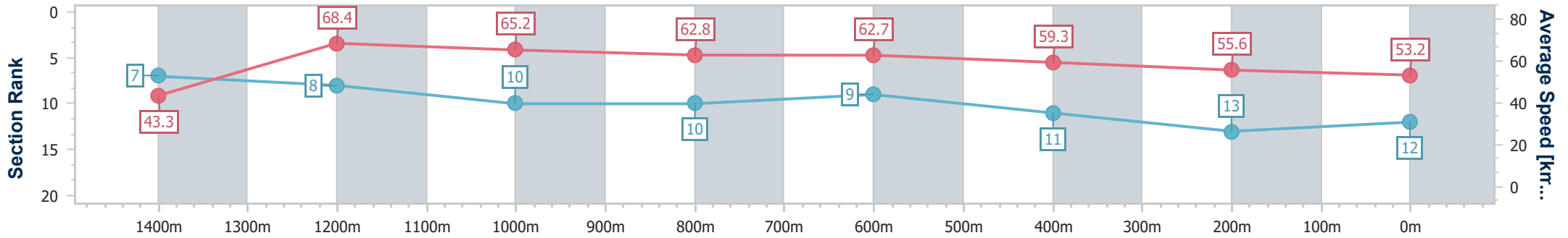
Horse/Jockey Name	Cuban Affair
Final Rank	12
Fastest Section Time (Section)	0:08.29 (Overall)
Top Speed [km/h] (Section)	71.1 (1400m)
Race State	Finished



Ladbroke's Cannon Park QLD Professional
 Race 9: LADBROKES BENCHMARK 58 Handicap - 1500m
 24 August 2024 - 17:35
 Track Rating: Soft 7, Weather: Fine, Rail Position: True



Section	Overall	1400m	1200m	1000m	800m	600m	400m	200m
Section Times	1:31.91 [12] (0:08.29)	1:23.62 [7] (0:10.50)	1:13.12 [8] (0:11.05)	1:02.07 [10] (0:11.63)	0:50.44 [10] (0:11.48)	0:38.96 [9] (0:12.40)	0:26.56 [11] (0:13.04)	0:13.52 [13] (0:13.52)
Average Speed [km/h]	43.3	68.4	65.2	62.8	62.7	59.3	55.6	53.2
Top Speed [km/h]	65.3	71.1	69.0	64.4	67.6	62.6	57.8	54.5
Avg. Dist. to Rail [m]	1.8	1.1	0.5	2.9	4.7	2.7	6.4	7.8
Avg. Stride Freq. [Hz]	2.2	2.3	2.3	2.2	2.2	2.2	2.2	2.1
Avg. Stride Length [m]	5.4	8.1	7.7	7.8	7.6	7.2	7.0	6.9



- [] Ranking at each section and finish
- .-.- No data available at this section
- NA No data available



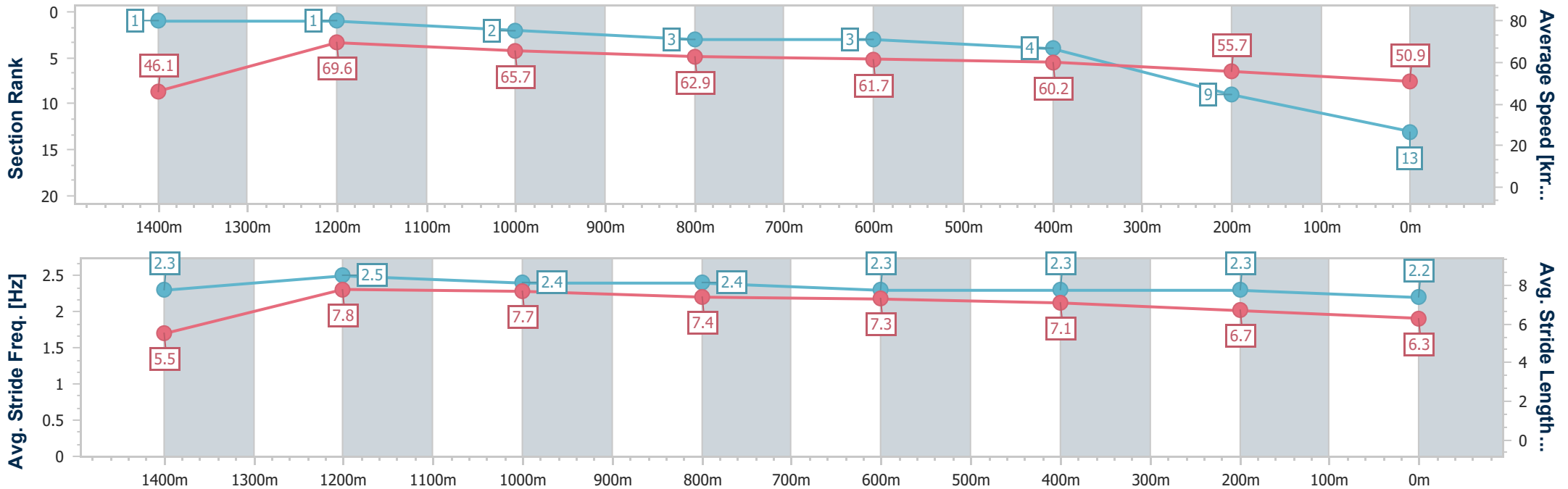
Horse/Jockey Name	Indicative
Final Rank	13
Fastest Section Time (Section)	0:07.84 (Overall)
Top Speed [km/h] (Section)	72.0 (1400m)
Race State	Finished



Ladbrokes Cannon Park QLD Professional
 Race 9: LADBROKES BENCHMARK 58 Handicap - 1500m
 24 August 2024 - 17:35
 Track Rating: Soft 7, Weather: Fine, Rail Position: True



Section	Overall	1400m	1200m	1000m	800m	600m	400m	200m
Section Times	1:32.00 [13] (0:07.84)	1:24.16 [1] (0:10.33)	1:13.83 [1] (0:10.92)	1:02.91 [2] (0:11.61)	0:51.30 [3] (0:11.67)	0:39.63 [3] (0:12.32)	0:27.31 [4] (0:13.19)	0:14.12 [9] (0:14.12)
Average Speed [km/h]	46.1	69.6	65.7	62.9	61.7	60.2	55.7	50.9
Top Speed [km/h]	66.3	72.0	70.0	64.5	63.0	61.6	57.4	54.3
Avg. Dist. to Rail [m]	1.5	1.5	1.2	3.0	6.3	4.6	9.1	11.0
Avg. Stride Freq. [Hz]	2.3	2.5	2.4	2.4	2.3	2.3	2.3	2.2
Avg. Stride Length [m]	5.5	7.8	7.7	7.4	7.3	7.1	6.7	6.3



- [] Ranking at each section and finish
- .-.- No data available at this section
- NA No data available



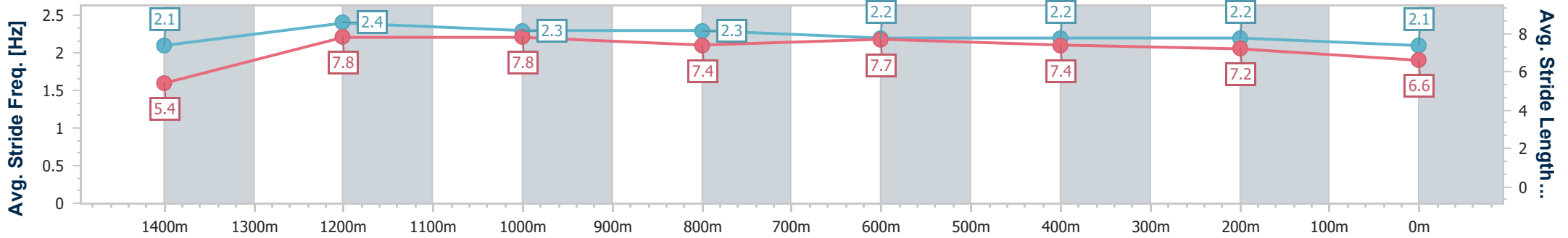
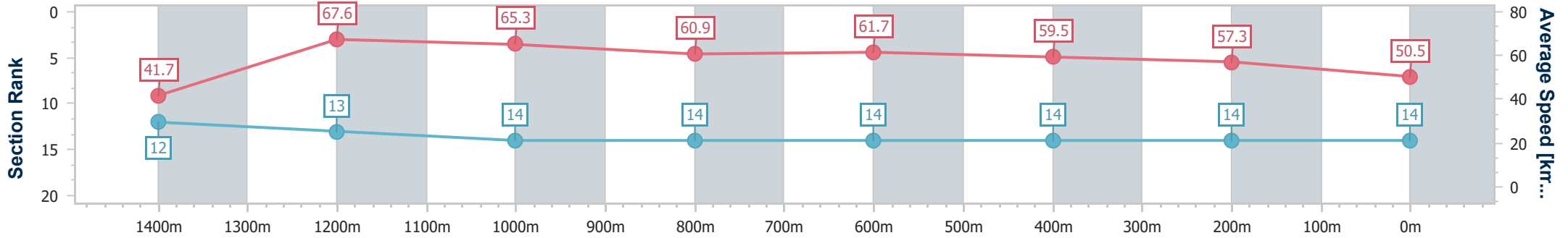
Horse/Jockey Name	Bloomin' Ready
Final Rank	14
Fastest Section Time (Section)	0:08.64 (Overall)
Top Speed [km/h] (Section)	68.7 (1400m)
Race State	Finished



Ladbrokes Cannon Park QLD Professional
 Race 9: LADBROKES BENCHMARK 58 Handicap - 1500m
 24 August 2024 - 17:35
 Track Rating: Soft 7, Weather: Fine, Rail Position: True



Section	Overall	1400m	1200m	1000m	800m	600m	400m	200m
Section Times	1:33.14 [14] (0:08.64)	1:24.50 [12] (0:10.69)	1:13.81 [13] (0:10.97)	1:02.84 [14] (0:11.86)	0:50.98 [14] (0:11.69)	0:39.29 [14] (0:12.30)	0:26.99 [14] (0:12.75)	0:14.24 [14] (0:14.24)
Average Speed [km/h]	41.7	67.6	65.3	60.9	61.7	59.5	57.3	50.5
Top Speed [km/h]	62.3	68.7	67.7	62.6	62.8	61.6	58.9	56.9
Avg. Dist. to Rail [m]	4.8	3.5	1.3	1.7	3.7	2.5	7.3	8.2
Avg. Stride Freq. [Hz]	2.1	2.4	2.3	2.3	2.2	2.2	2.2	2.1
Avg. Stride Length [m]	5.4	7.8	7.8	7.4	7.7	7.4	7.2	6.6



- [] Ranking at each section and finish
- :-:- No data available at this section
- NA No data available