



# Doomben QLD Professional

## Race 6: U&U RECRUITMENT BENCHMARK 78 Handicap - 1050m

24 August 2024 - 14:48



BRISBANE  
RACING CLUB

Track Rating: Good 4, Weather: Fine, Rail Position: +3m Entire

Section		Field Times										Last 600m	
Overall	1000m	800m	600m	400m	200m							0:33.77	
0:59.78 (0:04.75)	0:55.03 (0:10.63)	0:44.40 (0:10.63)	0:33.77 (0:10.96)	0:22.81 (0:11.07)	0:11.74 (0:11.74)								
Rank	TAB	Horse/Jockey	Barrier	Top Speed [km/h]	Fastest Section	Overall	1000m	800m	600m	400m	200m	Margin	Distance Travelled [m]
1	11	AVONE Melea Castle	1	69.9	0:04.93	0:59.78 [1] (0:04.93)	0:54.85 [6] (0:10.70)	0:44.15 [5] (0:10.50)	0:33.65 [3] (0:10.98)	0:22.67 [3] (0:11.08)	0:11.59 [3] (0:11.59)	0:59.78	0:33.65
2	9	MR GALAZI Cejay Graham	3	70.9	0:04.87	0:59.90 [2] (0:04.87)	0:55.03 [4] (0:10.51)	0:44.52 [2] (0:10.71)	0:33.81 [2] (0:10.92)	0:22.89 [2] (0:11.03)	0:11.86 [1] (0:11.86)	0.71L	0:33.81 +3
3	3	RAINBOW CONNECTION Andrew Mallyon	15	68.9	0:05.20	1:00.13 [3] (0:05.20)	0:54.93 [11] (0:10.96)	0:43.97 [10] (0:10.64)	0:33.33 [9] (0:10.80)	0:22.53 [9] (0:10.86)	0:11.67 [7] (0:11.67)	2.1L	0:33.33 +4
4	5	QUEEN ASSASSIN Tahlia Fenlon	5	70.0	0:04.85	1:00.24 [4] (0:04.85)	0:55.39 [2] (0:10.65)	0:44.74 [3] (0:10.82)	0:33.92 [5] (0:10.91)	0:23.01 [5] (0:11.01)	0:12.00 [4] (0:12.00)	2.72L	0:33.92 +3
5	6	MUSCHIALLI James Orman	13	70.3	0:05.02	1:00.36 [5] (0:05.02)	0:55.34 [8] (0:10.88)	0:44.46 [8] (0:10.69)	0:33.77 [8] (0:10.80)	0:22.97 [6] (0:11.02)	0:11.95 [6] (0:11.95)	3.45L	0:33.77 +7
6	1	OSAMU Emily Lang	2	69.9	0:04.75	1:00.45 [6] (0:04.75)	0:55.70 [1] (0:10.63)	0:45.07 [1] (0:10.63)	0:34.44 [1] (0:10.96)	0:23.48 [1] (0:11.12)	0:12.36 [2] (0:12.36)	3.99L	0:34.44 -1
7	14	FEMME FATALE Jake Bayliss	11	70.7	0:04.86	1:00.81 [7] (0:04.86)	0:55.95 [3] (0:10.65)	0:45.30 [4] (0:10.79)	0:34.51 [4] (0:10.85)	0:23.66 [4] (0:11.13)	0:12.53 [5] (0:12.53)	6.07L	0:34.51 +7
8	8	THIS IS ONE Jag Guthmann-Chester	9	69.5	0:04.91	1:00.84 [8] (0:04.91)	0:55.93 [5] (0:10.80)	0:45.13 [6] (0:10.85)	0:34.28 [7] (0:10.99)	0:23.29 [8] (0:11.20)	0:12.09 [9] (0:12.09)	6.25L	0:34.28 +4
9	13	AL PAL'S GAL Samantha Collett	4	67.6	0:05.09	1:00.84 [9] (0:05.09)	0:55.75 [9] (0:10.93)	0:44.82 [9] (0:10.80)	0:34.02 [10] (0:10.79)	0:23.23 [10] (0:11.24)	0:11.99 [10] (0:11.99)	6.27L	0:34.02 -3
10	7	COLPO DI TAMBURO Nikita Beriman	12	68.4	0:05.19	1:01.08 [10] (0:05.19)	0:55.89 [10] (0:11.24)	0:44.65 [11] (0:10.69)	0:33.96 [11] (0:10.81)	0:23.15 [11] (0:11.17)	0:11.98 [11] (0:11.98)	7.66L	0:33.96 -5

Scratched: Ralpie (#4), Jayanthi (#10), Sir Carter (#15), Phantom Spirit (#12)

Report Created: Sat 24 August 2024 15:03 GMT+1 (Note: Timing is based on position data)

Page 1/13

[ ] Ranking at each section and finish  
 -:-:- No data available at this section  
 NA No data available

SCN Saddle cloth number  
 DNF Did not finish  
 DNT Did not track

data processed by TRIPLES DATA



# Doomben QLD Professional

## Race 6: U&U RECRUITMENT BENCHMARK 78 Handicap - 1050m

24 August 2024 - 14:48



BRISBANE  
RACING CLUB

Track Rating: Good 4, Weather: Fine, Rail Position: +3m Entire

Section	Overall	1000m	800m	600m	400m	200m	Last 600m
Field Times	0:59.78 (0:04.75)	0:55.03 (0:10.63)	0:44.40 (0:10.63)	0:33.77 (0:10.96)	0:22.81 (0:11.07)	0:11.74 (0:11.74)	0:33.77

Rank	TAB	Horse/Jockey	Barrier	Top Speed [km/h]	Fastest Section	Overall	1000m	800m	600m	400m	200m	Margin	Distance Travelled [m]
11	2	KAVAK	8	69.3	0:04.96	1:01.14 [11]	0:56.18 [7]	0:45.26 [7]	0:34.65 [6]	0:23.69 [7]	0:12.53 [8]	8L	0:34.65 +2
		Noel Callow		800m	Overall	(0:04.96)	(0:10.92)	(0:10.61)	(0:10.96)	(0:11.16)	(0:12.53)		

Scratched: Ralpie (#4), Jayanthi (#10), Sir Carter (#15), Phantom Spirit (#12)

[ ] Ranking at each section and finish  
 -:--:-- No data available at this section  
 NA No data available

SCN Saddle cloth number  
 DNF Did not finish  
 DNT Did not track



Horse/Jockey Name	Avone
Final Rank	1
Fastest Section Time (Section)	0:04.93 (Overall)
Top Speed [km/h] (Section)	69.9 (1000m)
Race State	Finished



Doomben QLD Professional  
Race 6: U&U RECRUITMENT BENCHMARK 78 Handicap - 1050m

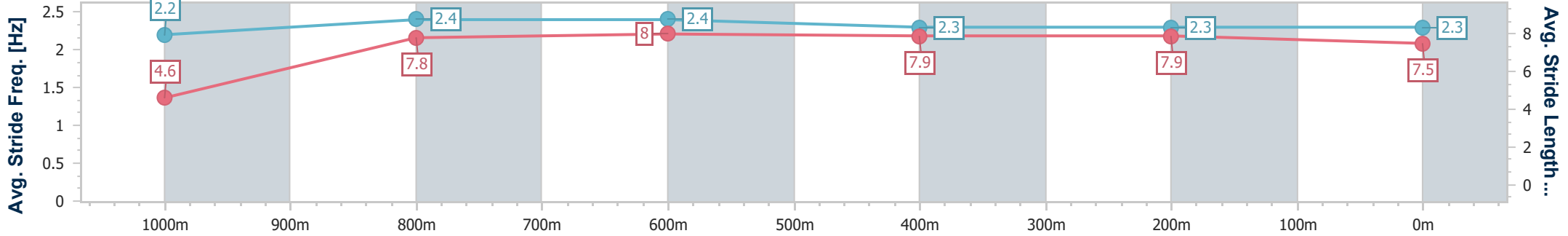
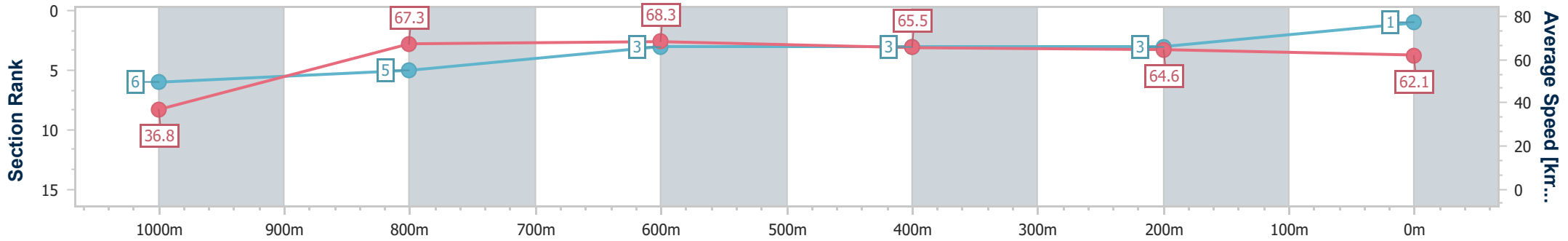
24 August 2024 - 14:48

Track Rating: Good 4, Weather: Fine, Rail Position: +3m Entire



BRISBANE RACING CLUB

Section	Overall	1000m	800m	600m	400m	200m
Section Times	0:59.78 [1] (0:04.93)	0:54.85 [6] (0:10.70)	0:44.15 [5] (0:10.50)	0:33.65 [3] (0:10.98)	0:22.67 [3] (0:11.08)	0:11.59 [3] (0:11.59)
Average Speed [km/h]	36.8	67.3	68.3	65.5	64.6	62.1
Top Speed [km/h]	58.6	69.9	69.7	67.0	66.0	64.2
Avg. Dist. to Rail [m]	0.7	0.2	0.6	0.7	0.6	2.1
Avg. Stride Freq. [Hz]	2.2	2.4	2.4	2.3	2.3	2.3
Avg. Stride Length [m]	4.6	7.8	8.0	7.9	7.9	7.5



- [ ] Ranking at each section and finish
- .-.- No data available at this section
- NA No data available



Horse/Jockey Name	Mr Galazi
Final Rank	2
Fastest Section Time (Section)	0:04.87 (Overall)
Top Speed [km/h] (Section)	70.9 (1000m)
Race State	Finished



Doomben QLD Professional  
Race 6: U&U RECRUITMENT BENCHMARK 78 Handicap - 1050m

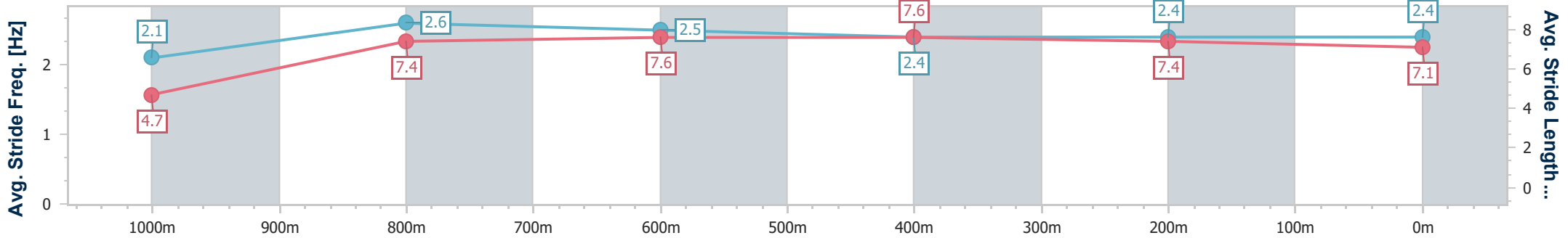
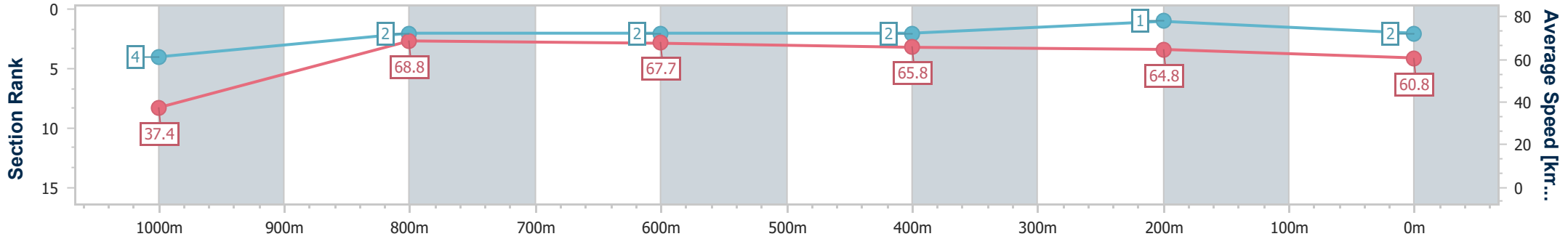
24 August 2024 - 14:48

Track Rating: Good 4, Weather: Fine, Rail Position: +3m Entire



BRISBANE RACING CLUB

Section	Overall	1000m	800m	600m	400m	200m
Section Times	0:59.90 [2] (0:04.87)	0:55.03 [4] (0:10.51)	0:44.52 [2] (0:10.71)	0:33.81 [2] (0:10.92)	0:22.89 [2] (0:11.03)	0:11.86 [1] (0:11.86)
Average Speed [km/h]	37.4	68.8	67.7	65.8	64.8	60.8
Top Speed [km/h]	59.5	70.9	70.3	68.6	66.1	64.0
Avg. Dist. to Rail [m]	2.7	1.5	1.1	0.5	1.1	0.4
Avg. Stride Freq. [Hz]	2.1	2.6	2.5	2.4	2.4	2.4
Avg. Stride Length [m]	4.7	7.4	7.6	7.6	7.4	7.1



- [ ] Ranking at each section and finish
- .-.- No data available at this section
- NA No data available



Horse/Jockey Name	Rainbow Connection
Final Rank	3
Fastest Section Time (Section)	0:05.20 (Overall)
Top Speed [km/h] (Section)	68.9 (1000m)
Race State	Finished



**Doomben QLD Professional**  
**Race 6: U&U RECRUITMENT BENCHMARK 78 Handicap - 1050m**

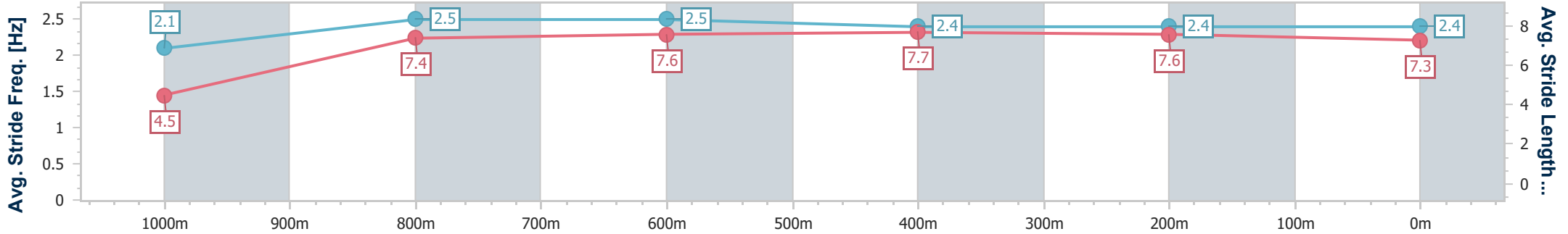
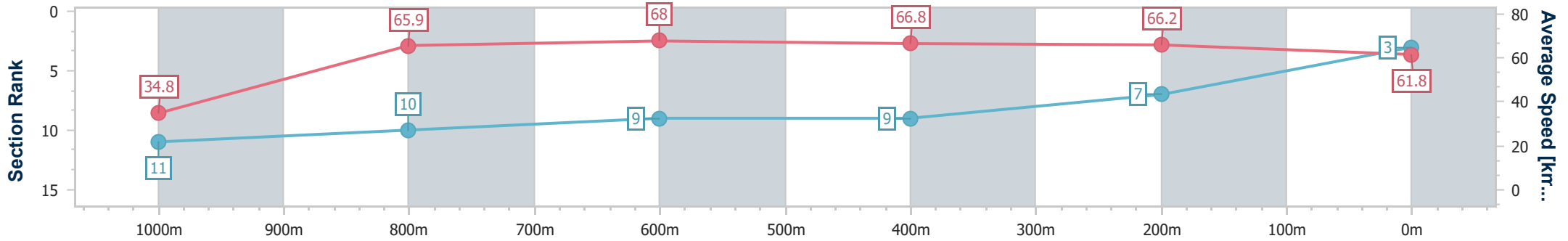
24 August 2024 - 14:48

Track Rating: Good 4, Weather: Fine, Rail Position: +3m Entire



BRISBANE  
RACING CLUB

Section	Overall	1000m	800m	600m	400m	200m
Section Times	1:00.13 [3] (0:05.20)	0:54.93 [11] (0:10.96)	0:43.97 [10] (0:10.64)	0:33.33 [9] (0:10.80)	0:22.53 [9] (0:10.86)	0:11.67 [7] (0:11.67)
Average Speed [km/h]	34.8	65.9	68.0	66.8	66.2	61.8
Top Speed [km/h]	56.1	68.9	68.6	68.1	66.6	65.4
Avg. Dist. to Rail [m]	10.7	3.3	0.8	0.5	2.2	4.2
Avg. Stride Freq. [Hz]	2.1	2.5	2.5	2.4	2.4	2.4
Avg. Stride Length [m]	4.5	7.4	7.6	7.7	7.6	7.3



- [ ] Ranking at each section and finish
- .-.- No data available at this section
- NA No data available



Horse/Jockey Name	Queen Assassin
Final Rank	4
Fastest Section Time (Section)	0:04.85 (Overall)
Top Speed [km/h] (Section)	70.0 (1000m)
Race State	Finished



**Doomben QLD Professional**  
**Race 6: U&U RECRUITMENT BENCHMARK 78 Handicap - 1050m**

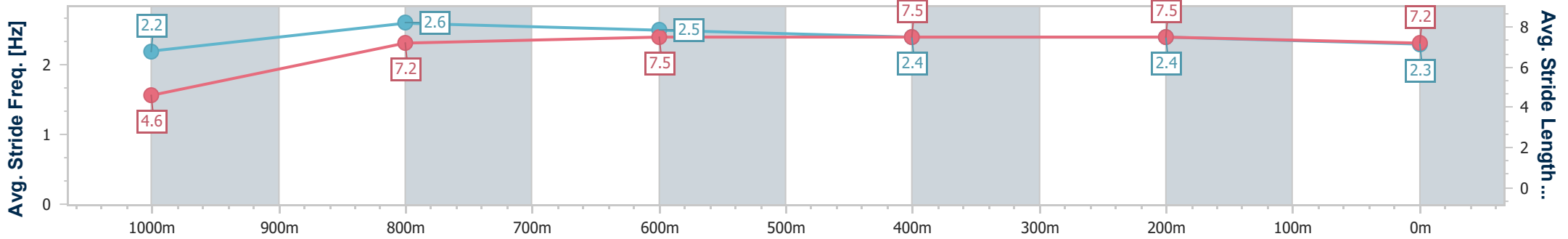
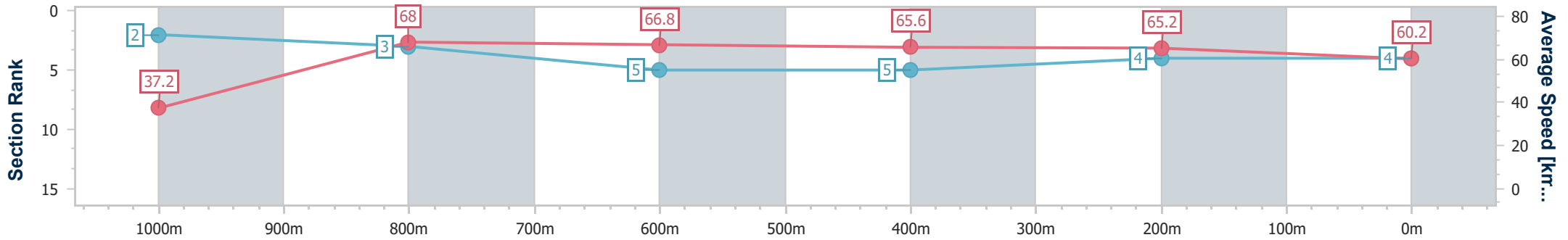
24 August 2024 - 14:48

Track Rating: Good 4, Weather: Fine, Rail Position: +3m Entire



BRISBANE  
RACING CLUB

Section	Overall	1000m	800m	600m	400m	200m
Section Times	1:00.24 [4] (0:04.85)	0:55.39 [2] (0:10.65)	0:44.74 [3] (0:10.82)	0:33.92 [5] (0:10.91)	0:23.01 [5] (0:11.01)	0:12.00 [4] (0:12.00)
Average Speed [km/h]	37.2	68.0	66.8	65.6	65.2	60.2
Top Speed [km/h]	59.2	70.0	67.9	67.9	67.1	64.1
Avg. Dist. to Rail [m]	4.3	2.4	0.8	0.7	0.9	2.9
Avg. Stride Freq. [Hz]	2.2	2.6	2.5	2.4	2.4	2.3
Avg. Stride Length [m]	4.6	7.2	7.5	7.5	7.5	7.2



- [ ] Ranking at each section and finish
- .-.- No data available at this section
- NA No data available



Horse/Jockey Name	Muschialli
Final Rank	5
Fastest Section Time (Section)	0:05.02 (Overall)
Top Speed [km/h] (Section)	70.3 (800m)
Race State	Finished



**Doomben QLD Professional**  
**Race 6: U&U RECRUITMENT BENCHMARK 78 Handicap - 1050m**

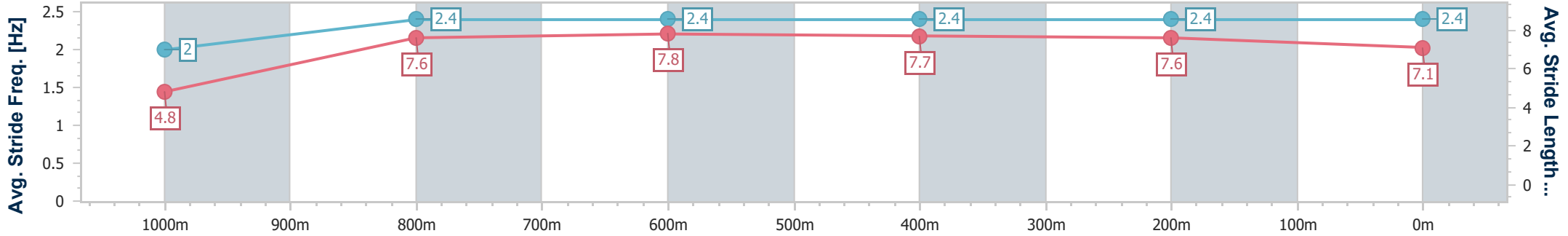
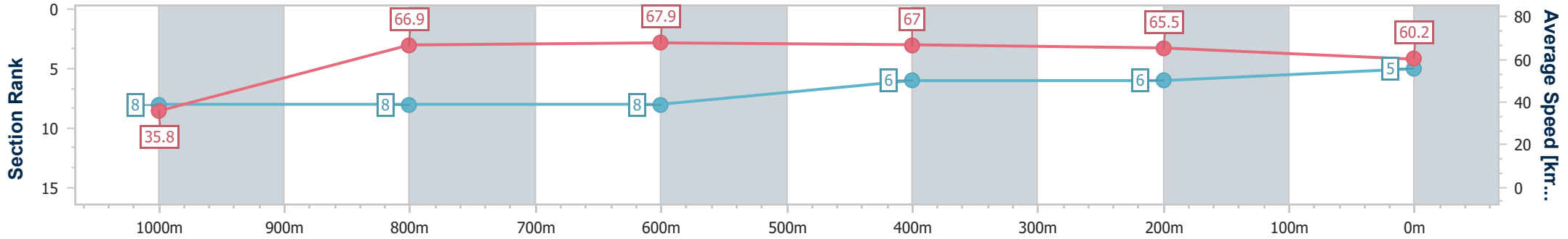
24 August 2024 - 14:48

Track Rating: Good 4, Weather: Fine, Rail Position: +3m Entire



BRISBANE  
RACING CLUB

Section	Overall	1000m	800m	600m	400m	200m
Section Times	1:00.36 [5] (0:05.02)	0:55.34 [8] (0:10.88)	0:44.46 [8] (0:10.69)	0:33.77 [8] (0:10.80)	0:22.97 [6] (0:11.02)	0:11.95 [6] (0:11.95)
Average Speed [km/h]	35.8	66.9	67.9	67.0	65.5	60.2
Top Speed [km/h]	57.7	70.0	70.3	68.7	65.8	63.4
Avg. Dist. to Rail [m]	9.3	3.9	1.5	1.6	1.9	3.8
Avg. Stride Freq. [Hz]	2.0	2.4	2.4	2.4	2.4	2.4
Avg. Stride Length [m]	4.8	7.6	7.8	7.7	7.6	7.1



- [ ] Ranking at each section and finish
- .-.- No data available at this section
- NA No data available



Horse/Jockey Name	Osamu
Final Rank	6
Fastest Section Time (Section)	0:04.75 (Overall)
Top Speed [km/h] (Section)	69.9 (1000m)
Race State	Finished



**Doomben QLD Professional**  
**Race 6: U&U RECRUITMENT BENCHMARK 78 Handicap - 1050m**

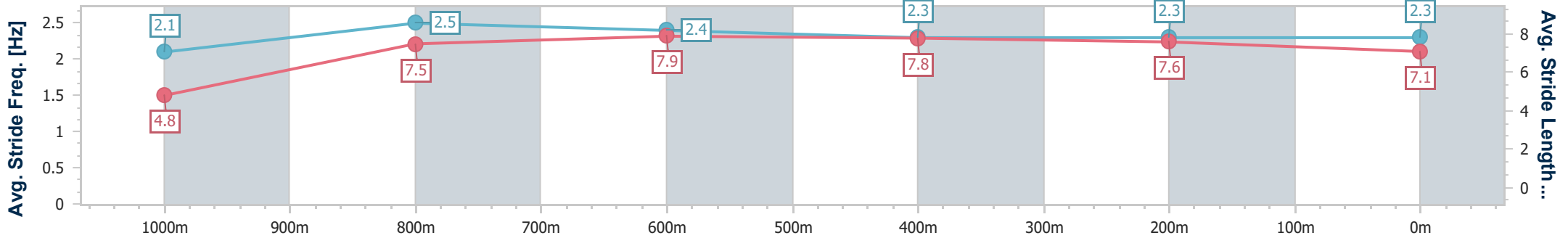
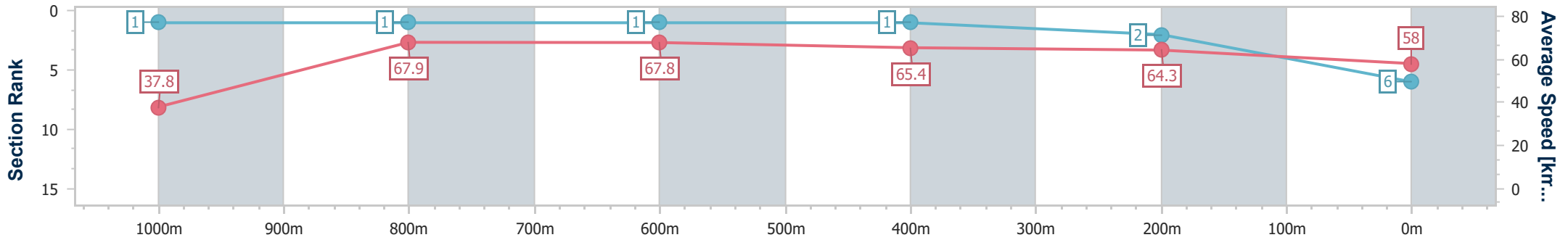
24 August 2024 - 14:48

Track Rating: Good 4, Weather: Fine, Rail Position: +3m Entire



BRISBANE  
RACING CLUB

Section	Overall	1000m	800m	600m	400m	200m
Section Times	1:00.45 [6] (0:04.75)	0:55.70 [1] (0:10.63)	0:45.07 [1] (0:10.63)	0:34.44 [1] (0:10.96)	0:23.48 [1] (0:11.12)	0:12.36 [2] (0:12.36)
Average Speed [km/h]	37.8	67.9	67.8	65.4	64.3	58.0
Top Speed [km/h]	59.7	69.9	69.9	67.1	65.5	63.5
Avg. Dist. to Rail [m]	1.0	0.6	0.7	1.4	2.7	1.8
Avg. Stride Freq. [Hz]	2.1	2.5	2.4	2.3	2.3	2.3
Avg. Stride Length [m]	4.8	7.5	7.9	7.8	7.6	7.1



- [ ] Ranking at each section and finish
- .-.- No data available at this section
- NA No data available





Horse/Jockey Name	Femme Fatale
Final Rank	7
Fastest Section Time (Section)	0:04.86 (Overall)
Top Speed [km/h] (Section)	70.7 (1000m)
Race State	Finished



Doomben QLD Professional  
Race 6: U&U RECRUITMENT BENCHMARK 78 Handicap - 1050m

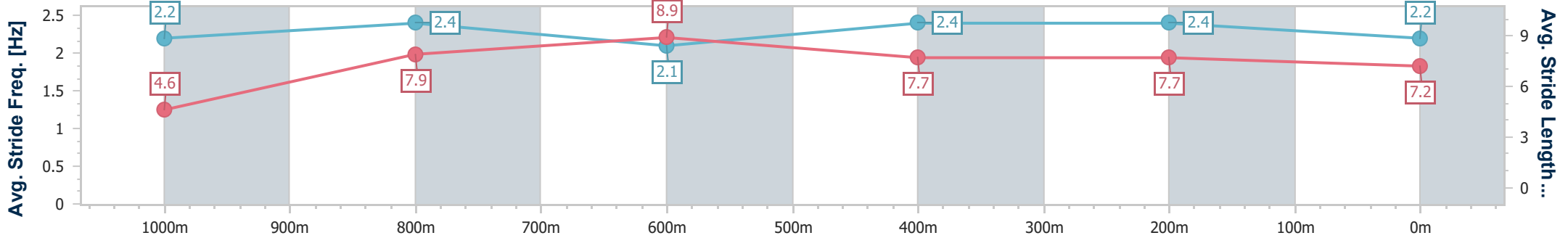
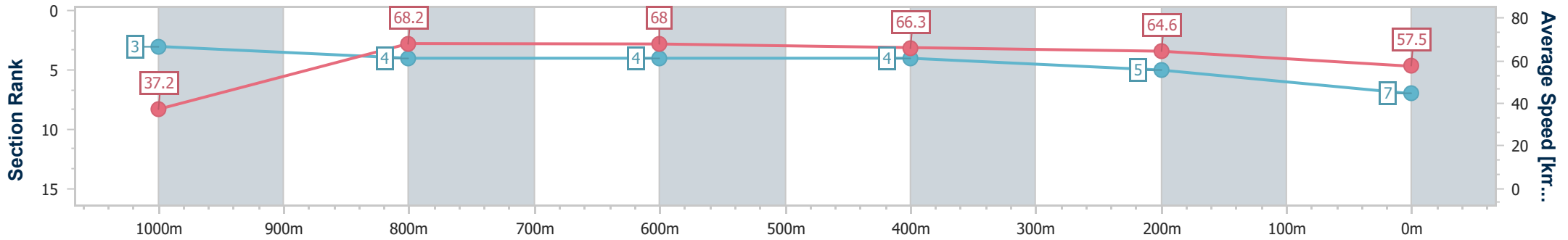
24 August 2024 - 14:48

Track Rating: Good 4, Weather: Fine, Rail Position: +3m Entire



BRISBANE RACING CLUB

Section	Overall	1000m	800m	600m	400m	200m
Section Times	1:00.81 [7] (0:04.86)	0:55.95 [3] (0:10.65)	0:45.30 [4] (0:10.79)	0:34.51 [4] (0:10.85)	0:23.66 [4] (0:11.13)	0:12.53 [5] (0:12.53)
Average Speed [km/h]	37.2	68.2	68.0	66.3	64.6	57.5
Top Speed [km/h]	60.4	70.7	69.3	67.6	65.6	62.3
Avg. Dist. to Rail [m]	7.6	4.6	3.5	1.1	0.9	1.8
Avg. Stride Freq. [Hz]	2.2	2.4	2.1	2.4	2.4	2.2
Avg. Stride Length [m]	4.6	7.9	8.9	7.7	7.7	7.2



- [ ] Ranking at each section and finish
- .-.- No data available at this section
- NA No data available



Horse/Jockey Name	This Is One
Final Rank	8
Fastest Section Time (Section)	0:04.91 (Overall)
Top Speed [km/h] (Section)	69.5 (800m)
Race State	Finished

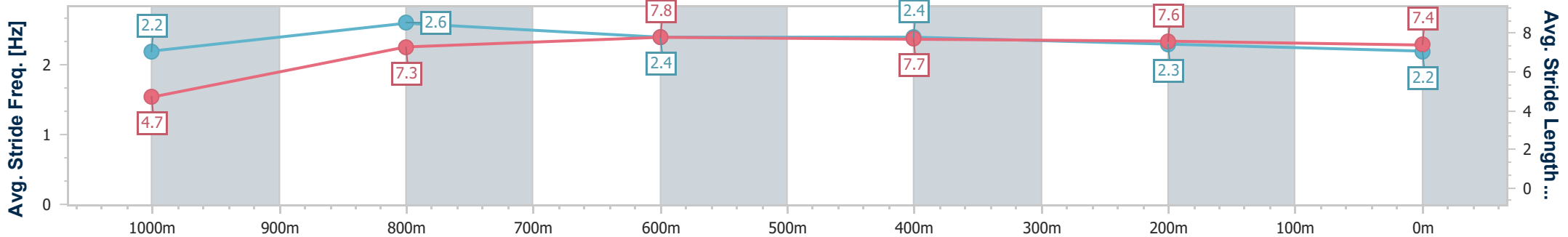
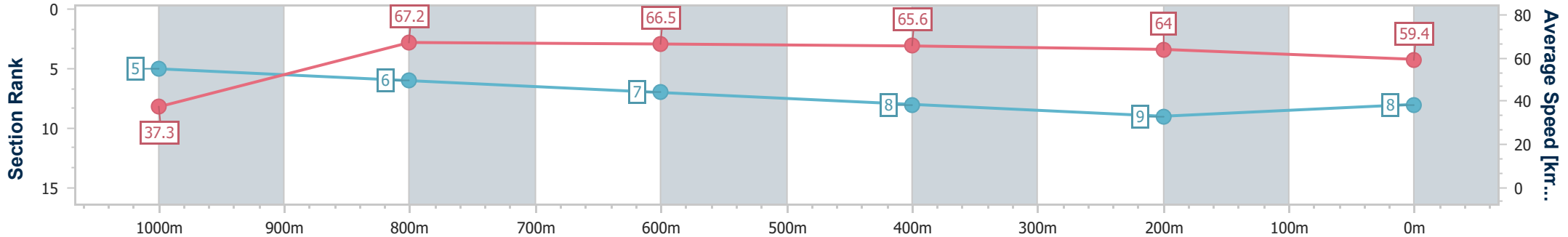


**Doomben QLD Professional**  
**Race 6: U&U RECRUITMENT BENCHMARK 78 Handicap - 1050m**  
 24 August 2024 - 14:48  
 Track Rating: Good 4, Weather: Fine, Rail Position: +3m Entire



BRISBANE  
RACING CLUB

Section	Overall	1000m	800m	600m	400m	200m
Section Times	1:00.84 [8] (0:04.91)	0:55.93 [5] (0:10.80)	0:45.13 [6] (0:10.85)	0:34.28 [7] (0:10.99)	0:23.29 [8] (0:11.20)	0:12.09 [9] (0:12.09)
Average Speed [km/h]	37.3	67.2	66.5	65.6	64.0	59.4
Top Speed [km/h]	58.8	69.2	69.5	66.9	65.7	63.1
Avg. Dist. to Rail [m]	6.5	3.5	1.2	0.9	1.9	3.7
Avg. Stride Freq. [Hz]	2.2	2.6	2.4	2.4	2.3	2.2
Avg. Stride Length [m]	4.7	7.3	7.8	7.7	7.6	7.4



- [ ] Ranking at each section and finish
- .-.- No data available at this section
- NA No data available



Horse/Jockey Name	Al Pal's Gal
Final Rank	9
Fastest Section Time (Section)	0:05.09 (Overall)
Top Speed [km/h] (Section)	67.6 (600m)
Race State	Finished



Doomben QLD Professional  
Race 6: U&U RECRUITMENT BENCHMARK 78 Handicap - 1050m

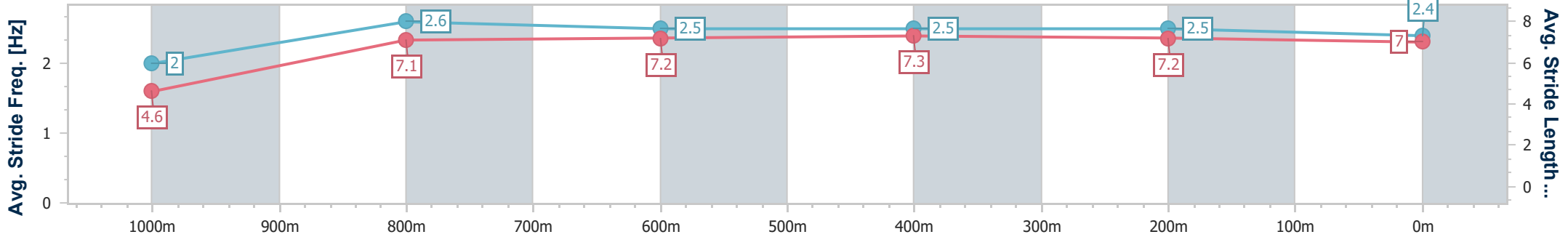
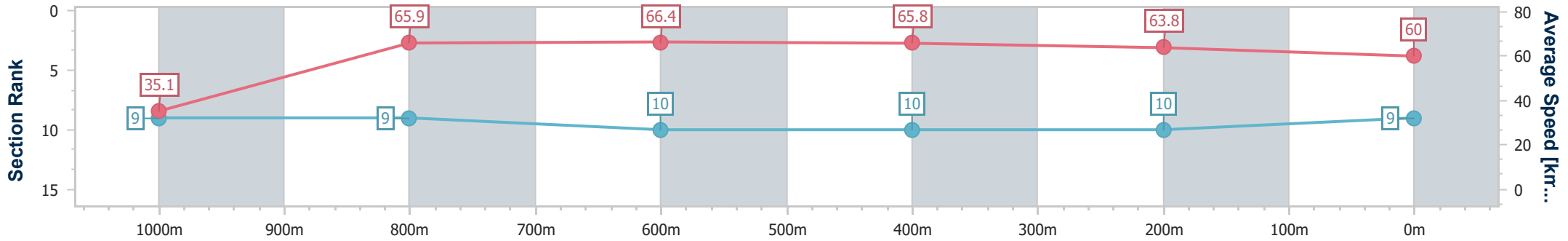
24 August 2024 - 14:48

Track Rating: Good 4, Weather: Fine, Rail Position: +3m Entire



BRISBANE RACING CLUB

Section	Overall	1000m	800m	600m	400m	200m
Section Times	1:00.84 [9] (0:05.09)	0:55.75 [9] (0:10.93)	0:44.82 [9] (0:10.80)	0:34.02 [10] (0:10.79)	0:23.23 [10] (0:11.24)	0:11.99 [10] (0:11.99)
Average Speed [km/h]	35.1	65.9	66.4	65.8	63.8	60.0
Top Speed [km/h]	57.3	67.6	67.6	67.6	65.0	63.0
Avg. Dist. to Rail [m]	3.1	0.4	0.9	2.3	1.6	0.6
Avg. Stride Freq. [Hz]	2.0	2.6	2.5	2.5	2.5	2.4
Avg. Stride Length [m]	4.6	7.1	7.2	7.3	7.2	7.0



- [ ] Ranking at each section and finish
- .-.- No data available at this section
- NA No data available



Horse/Jockey Name	Colpo Di Tamburo
Final Rank	10
Fastest Section Time (Section)	0:05.19 (Overall)
Top Speed [km/h] (Section)	68.4 (800m)
Race State	Finished

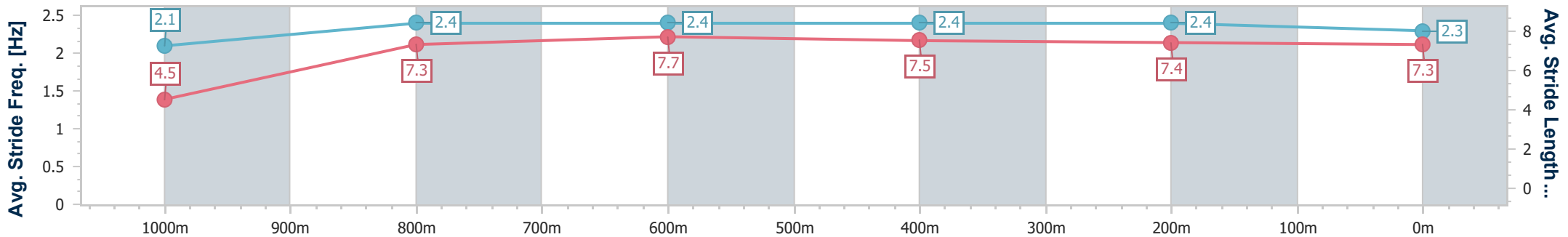
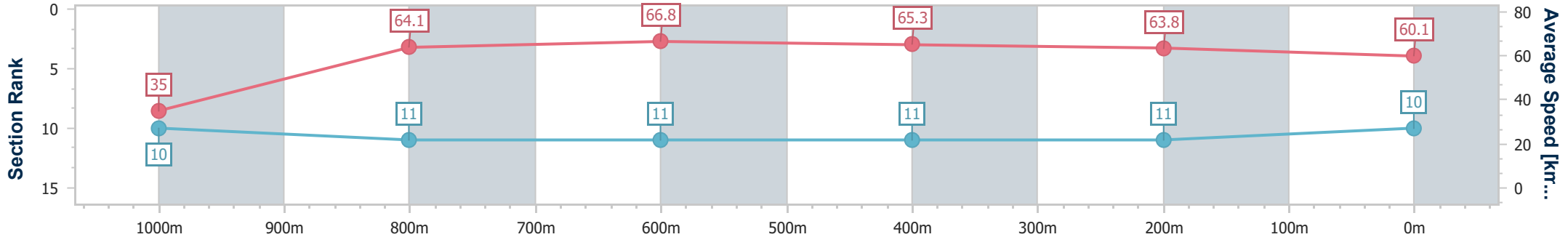


**Doomben QLD Professional**  
**Race 6: U&U RECRUITMENT BENCHMARK 78 Handicap - 1050m**  
 24 August 2024 - 14:48  
 Track Rating: Good 4, Weather: Fine, Rail Position: +3m Entire



BRISBANE  
RACING CLUB

Section	Overall	1000m	800m	600m	400m	200m
Section Times	1:01.08 [10] (0:05.19)	0:55.89 [10] (0:11.24)	0:44.65 [11] (0:10.69)	0:33.96 [11] (0:10.81)	0:23.15 [11] (0:11.17)	0:11.98 [11] (0:11.98)
Average Speed [km/h]	35.0	64.1	66.8	65.3	63.8	60.1
Top Speed [km/h]	55.9	66.9	68.4	66.9	64.4	63.5
Avg. Dist. to Rail [m]	8.0	1.8	1.6	3.8	2.0	2.1
Avg. Stride Freq. [Hz]	2.1	2.4	2.4	2.4	2.4	2.3
Avg. Stride Length [m]	4.5	7.3	7.7	7.5	7.4	7.3



- [ ] Ranking at each section and finish
- .-.- No data available at this section
- NA No data available



Horse/Jockey Name	Kavak
Final Rank	11
Fastest Section Time (Section)	0:04.96 (Overall)
Top Speed [km/h] (Section)	69.3 (800m)
Race State	Finished



Doomben QLD Professional  
Race 6: U&U RECRUITMENT BENCHMARK 78 Handicap - 1050m

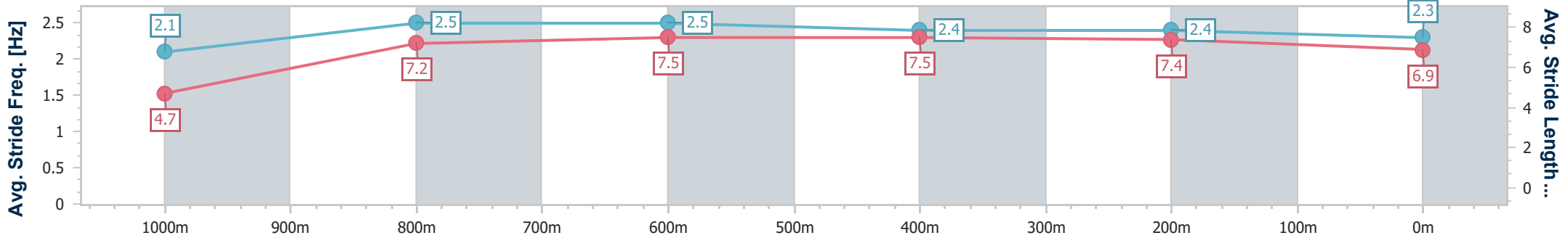
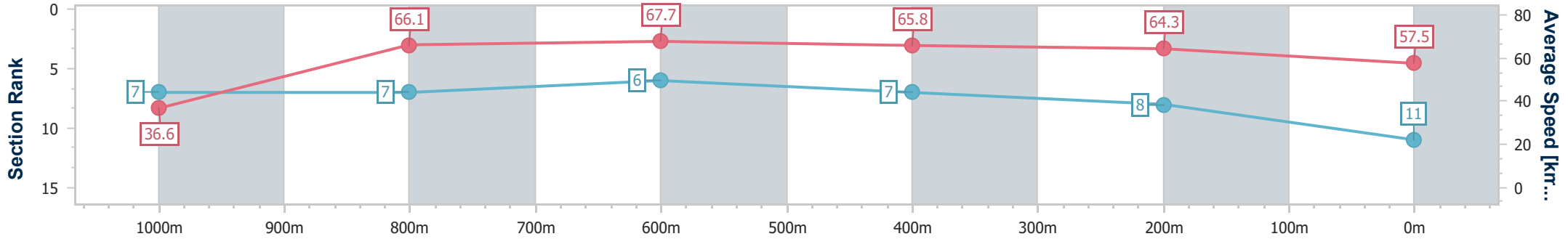
24 August 2024 - 14:48

Track Rating: Good 4, Weather: Fine, Rail Position: +3m Entire



BRISBANE RACING CLUB

Section	Overall	1000m	800m	600m	400m	200m
Section Times	1:01.14 [11] (0:04.96)	0:56.18 [7] (0:10.92)	0:45.26 [7] (0:10.61)	0:34.65 [6] (0:10.96)	0:23.69 [7] (0:11.16)	0:12.53 [8] (0:12.53)
Average Speed [km/h]	36.6	66.1	67.7	65.8	64.3	57.5
Top Speed [km/h]	57.6	69.1	69.3	67.0	65.9	62.3
Avg. Dist. to Rail [m]	5.3	2.3	0.5	0.4	1.1	1.8
Avg. Stride Freq. [Hz]	2.1	2.5	2.5	2.4	2.4	2.3
Avg. Stride Length [m]	4.7	7.2	7.5	7.5	7.4	6.9



- [ ] Ranking at each section and finish
- .-.- No data available at this section
- NA No data available