



# Doomben QLD Professional

## Race 4: XXXX No Metro Wins Handicap - 1350m

24 August 2024 - 13:39



BRISBANE  
RACING CLUB

Track Rating: Good 4, Weather: Fine, Rail Position: +3m Entire

Section		Overall	1200m	1000m	800m	600m	400m	Last 600m				
Field Times		1:18.72 (0:10.61)	1:08.11 (0:10.63)	0:57.48 (0:10.95)	0:46.53 (0:11.19)	0:35.34 (0:11.30)	0:24.04 (0:11.53)	0:35.34				
Rank	TAB Horse/Jockey	Barrier	Top Speed [km/h]	Fastest Section							Distance Travelled [m]	
1	19 HELL Ron Stewart	14	68.9 1200m	0:10.61 Overall	1:18.72 [1] (0:10.61)	1:08.11 [1] (0:10.63)	0:57.48 [1] (0:10.95)	0:46.53 [1] (0:11.19)	0:35.34 [1] (0:11.30)	0:24.04 [1] (0:11.53)	0:35.34	
2	2 WARBY Ryan Maloney	7	68.7 1200m	0:10.82 1200m	1:18.74 [2] (0:11.34)	1:07.40 [10] (0:10.82)	0:56.58 [10] (0:11.18)	0:45.40 [10] (0:11.13)	0:34.27 [10] (0:11.16)	0:23.11 [8] (0:11.18)	0:34.27	+3
3	13 READY AZZ EVA Bailey Wheeler	9	68.1 1200m	0:10.86 1200m	1:18.75 [3] (0:11.14)	1:07.61 [7] (0:10.86)	0:56.75 [8] (0:11.20)	0:45.55 [8] (0:11.15)	0:34.40 [7] (0:11.12)	0:23.28 [7] (0:11.23)	0:34.40	+2
4	14 SMYTZER Marnu Potgieter	18	69.9 1200m	0:10.55 1200m	1:19.07 [4] (0:10.85)	1:08.22 [2] (0:10.55)	0:57.67 [3] (0:10.87)	0:46.80 [2] (0:11.21)	0:35.59 [2] (0:11.36)	0:24.23 [2] (0:11.64)	0:35.59	+4
5	4 CORFE CASTLE Cejay Graham	1	69.2 1200m	0:10.62 1200m	1:19.13 [5] (0:10.93)	1:08.20 [5] (0:10.62)	0:57.58 [4] (0:11.14)	0:46.44 [4] (0:11.23)	0:35.21 [4] (0:11.23)	0:23.98 [4] (0:11.43)	0:35.21	+1
6	6 BLAZEN BOOTS Emily Lang	12	67.9 1200m	0:10.83 1200m	1:19.22 [6] (0:10.89)	1:08.33 [4] (0:10.83)	0:57.50 [5] (0:11.08)	0:46.42 [5] (0:11.21)	0:35.21 [5] (0:11.33)	0:23.88 [5] (0:11.52)	0:35.21	+5
7	3 BOWRIDER Jackson Morris	17	70.0 1200m	0:10.51 1200m	1:19.33 [7] (0:10.88)	1:08.45 [3] (0:10.51)	0:57.94 [2] (0:10.94)	0:47.00 [3] (0:11.16)	0:35.84 [3] (0:11.42)	0:24.42 [3] (0:11.70)	0:35.84	+1
8	12 COOL ENCOUNTER Taylor Marshall	6	67.0 1200m	0:10.86 1200m	1:19.45 [8] (0:11.30)	1:08.15 [9] (0:10.86)	0:57.29 [9] (0:11.06)	0:46.23 [9] (0:11.21)	0:35.02 [9] (0:11.23)	0:23.79 [10] (0:11.38)	0:35.02	+3
9	1 AMICUS CURIAE James Orman	11	69.2 1200m	0:10.67 1200m	1:19.59 [9] (0:11.24)	1:08.35 [8] (0:10.67)	0:57.68 [7] (0:11.19)	0:46.49 [7] (0:11.30)	0:35.19 [8] (0:11.25)	0:23.94 [9] (0:11.52)	0:35.19	+8
10	16 BYRON EYES Nikita Beriman	2	68.2 1200m	0:10.67 1200m	1:19.75 [10] (0:11.12)	1:08.63 [6] (0:10.67)	0:57.96 [6] (0:11.11)	0:46.85 [6] (0:11.25)	0:35.60 [6] (0:11.30)	0:24.30 [6] (0:11.49)	0:35.60	+3

Scratched: Johnny Dash (#11), Yes To Excess (#17), Too Hard To Refuse (#9), Crazy Train (#5), Cassia Lane (#15), Boncassie (#8), Showman (#21), It'smemario (#18), Bohemian Lad (#10), Kervette (#22), Dra

Report Created: Sat 24 August 2024 13:54 GMT+1 (Note: Timing is based on position data)

Page 1/15

[ ] Ranking at each section and finish  
-:-:- No data available at this section  
NA No data available

SCN Saddle cloth number  
DNF Did not finish  
DNT Did not track

data processed by TRIPLES DATA



# Doomben QLD Professional

## Race 4: XXXX No Metro Wins Handicap - 1350m

24 August 2024 - 13:39



BRISBANE  
RACING CLUB

Track Rating: Good 4, Weather: Fine, Rail Position: +3m Entire

Section	Overall	1200m	1000m	800m	600m	400m	Last 600m
Field Times	1:18.72 (0:10.61)	1:08.11 (0:10.63)	0:57.48 (0:10.95)	0:46.53 (0:11.19)	0:35.34 (0:11.30)	0:24.04 (0:11.53)	0:35.34

Rank	TAB	Horse/Jockey	Barrier	Top Speed [km/h]	Fastest Section	Overall	1200m	1000m	800m	600m	400m	Last 600m	Distance Travelled [m]
11	7	BAGLIONI Courtney Bellamy	8	66.2 1200m	0:11.01 1200m	1:19.81 [11] (0:11.64)	1:08.17 [11] (0:11.01)	0:57.16 [11] (0:11.19)	0:45.97 [11] (0:11.20)	0:34.77 [11] (0:11.16)	0:23.61 [11] (0:11.38)	0:34.77	-1

Scratched: Johnny Dash (#11), Yes To Excess (#17), Too Hard To Refuse (#9), Crazy Train (#5), Cassia Lane (#15), Boncassie (#8), Showman (#21), It'smemario (#18), Bohemian Lad (#10), Kervette (#22), Dra

[ ] Ranking at each section and finish  
 -:--:-- No data available at this section  
 NA No data available

SCN Saddle cloth number  
 DNF Did not finish  
 DNT Did not track



# Doomben QLD Professional

## Race 4: XXXX No Metro Wins Handicap - 1350m

24 August 2024 - 13:39



BRISBANE  
RACING CLUB

Track Rating: Good 4, Weather: Fine, Rail Position: +3m Entire

Section				200m				Last 600m	
Field Times				0:12.51 (0:12.51)				0:35.34	
Rank	TAB	Horse/Jockey	Barrier	Top Speed [km/h]	Fastest Section	Margin			Distance Travelled [m]
1	19	HELL Ron Stewart	14	68.9 1200m	0:10.61 Overall	0:12.51 [1] (0:12.51)	1:18.72		0:35.34
2	2	WARBY Ryan Maloney	7	68.7 1200m	0:10.82 1200m	0:11.93 [6] (0:11.93)	0.11L		0:34.27 +3
3	13	READY AZZ EVA Bailey Wheeler	9	68.1 1200m	0:10.86 1200m	0:12.05 [5] (0:12.05)	0.14L		0:34.40 +2
4	14	SMYTZER Marnu Potgieter	18	69.9 1200m	0:10.55 1200m	0:12.59 [2] (0:12.59)	2.05L		0:35.59 +4
5	4	CORFE CASTLE Cejay Graham	1	69.2 1200m	0:10.62 1200m	0:12.55 [3] (0:12.55)	2.41L		0:35.21 +1
6	6	BLAZEN BOOTS Emily Lang	12	67.9 1200m	0:10.83 1200m	0:12.36 [7] (0:12.36)	2.94L		0:35.21 +5
7	3	BOWRIDER Jackson Morris	17	70.0 1200m	0:10.51 1200m	0:12.72 [4] (0:12.72)	3.57L		0:35.84 +1
8	12	COOL ENCOUNTER Taylor Marshall	6	67.0 1200m	0:10.86 1200m	0:12.41 [9] (0:12.41)	4.28L		0:35.02 +3
9	1	AMICUS CURIAE James Orman	11	69.2 1200m	0:10.67 1200m	0:12.42 [10] (0:12.42)	5.08L		0:35.19 +8
10	16	BYRON EYES Nikita Beriman	2	68.2 1200m	0:10.67 1200m	0:12.81 [8] (0:12.81)	6.05L		0:35.60 +3

Scratched: Johnny Dash (#11), Yes To Excess (#17), Too Hard To Refuse (#9), Crazy Train (#5), Cassia Lane (#15), Boncassie (#8), Showman (#21), It'smemario (#18), Bohemian Lad (#10), Kervette (#22), Dra

Report Created: Sat 24 August 2024 13:54 GMT+1 (Note: Timing is based on position data)

Page 3/15

[ ] Ranking at each section and finish  
-:--:-- No data available at this section  
NA No data available

SCN Saddle cloth number  
DNF Did not finish  
DNT Did not track

data processed by TRIPLES DATA



# Doomben QLD Professional

## Race 4: XXXX No Metro Wins Handicap - 1350m

24 August 2024 - 13:39



BRISBANE  
RACING CLUB

Track Rating: Good 4, Weather: Fine, Rail Position: +3m Entire

Section		200m		Last 600m		
Field Times		0:12.51 (0:12.51)		0:35.34		
Rank	TAB Horse/Jockey	Barrier	Top Speed [km/h]	Fastest Section	Margin	Distance Travelled [m]
11	7 BAGLIONI Courtney Bellamy	8	66.2 1200m	0:11.01 1200m	0:12.23 [11] (0:12.23)	6.42L 0:34.77 -1

Scratched: Johnny Dash (#11), Yes To Excess (#17), Too Hard To Refuse (#9), Crazy Train (#5), Cassia Lane (#15), Boncassie (#8), Showman (#21), It'smemario (#18), Bohemian Lad (#10), Kervette (#22), Dra

[ ] Ranking at each section and finish  
 -:-:- No data available at this section  
 NA No data available

SCN Saddle cloth number  
 DNF Did not finish  
 DNT Did not track



Horse/Jockey Name	Hell
Final Rank	1
Fastest Section Time (Section)	0:10.61 (Overall)
Top Speed [km/h] (Section)	68.9 (1200m)
Race State	Finished



### Doomben QLD Professional

Race 4: XXXX No Metro Wins Handicap - 1350m

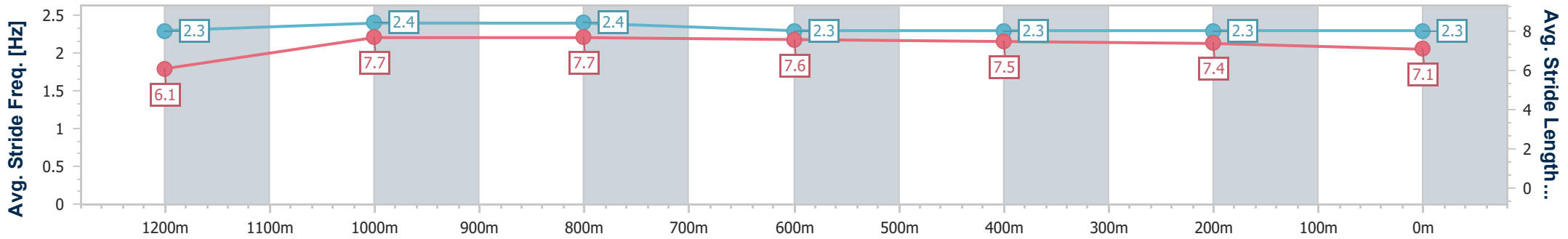
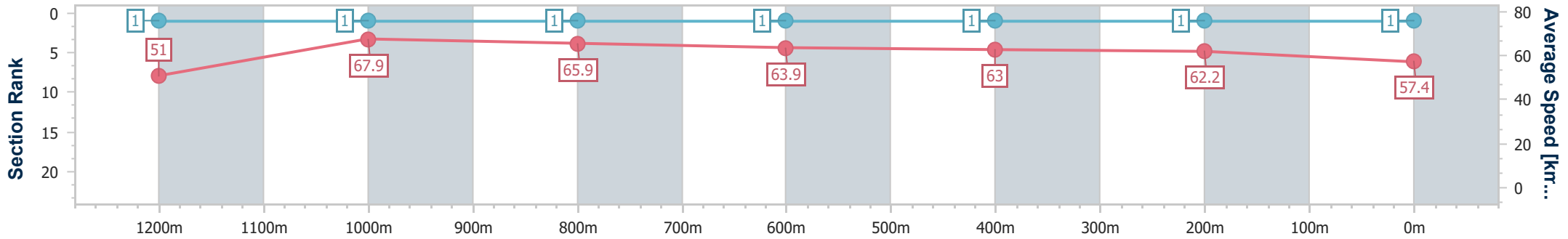
24 August 2024 - 13:39

Track Rating: Good 4, Weather: Fine, Rail Position: +3m Entire



BRISBANE RACING CLUB

Section	Overall	1200m	1000m	800m	600m	400m	200m
Section Times	1:18.72 [1] (0:10.61)	1:08.11 [1] (0:10.63)	0:57.48 [1] (0:10.95)	0:46.53 [1] (0:11.19)	0:35.34 [1] (0:11.30)	0:24.04 [1] (0:11.53)	0:12.51 [1] (0:12.51)
Average Speed [km/h]	51.0	67.9	65.9	63.9	63.0	62.2	57.4
Top Speed [km/h]	68.4	68.9	68.4	65.2	64.4	63.5	60.0
Avg. Dist. to Rail [m]	9.4	2.2	0.7	0.7	2.0	2.3	1.7
Avg. Stride Freq. [Hz]	2.3	2.4	2.4	2.3	2.3	2.3	2.3
Avg. Stride Length [m]	6.1	7.7	7.7	7.6	7.5	7.4	7.1



- [ ] Ranking at each section and finish
- .-.- No data available at this section
- NA No data available



Horse/Jockey Name	Warby
Final Rank	2
Fastest Section Time (Section)	0:10.82 (1200m)
Top Speed [km/h] (Section)	68.7 (1200m)
Race State	Finished



Doomben QLD Professional

Race 4: XXXX No Metro Wins Handicap - 1350m

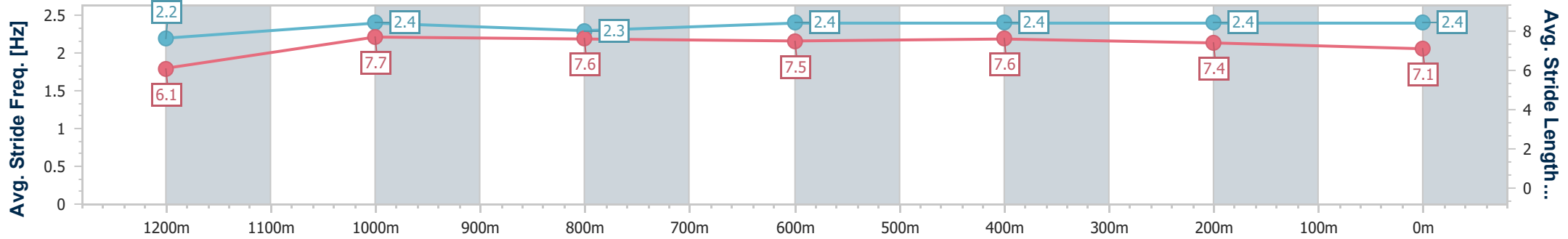
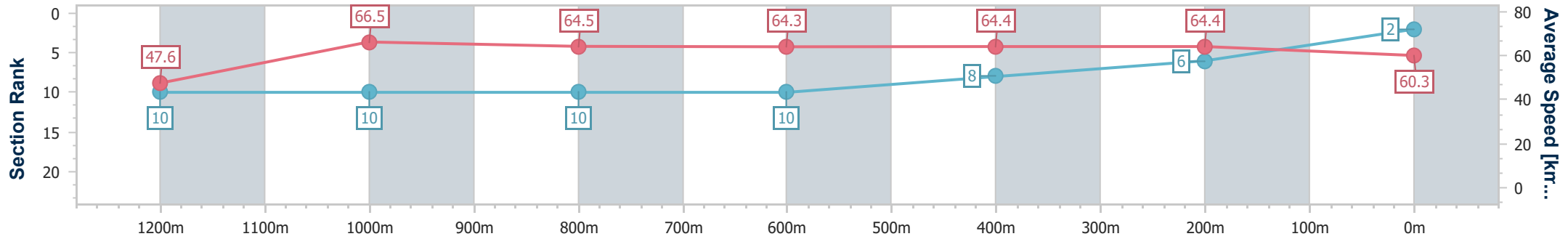
24 August 2024 - 13:39

Track Rating: Good 4, Weather: Fine, Rail Position: +3m Entire



BRISBANE RACING CLUB

Section	Overall	1200m	1000m	800m	600m	400m	200m
Section Times	1:18.74 [2] (0:11.34)	1:07.40 [10] (0:10.82)	0:56.58 [10] (0:11.18)	0:45.40 [10] (0:11.13)	0:34.27 [10] (0:11.16)	0:23.11 [8] (0:11.18)	0:11.93 [6] (0:11.93)
Average Speed [km/h]	47.6	66.5	64.5	64.3	64.4	64.4	60.3
Top Speed [km/h]	66.8	68.7	65.2	65.3	65.1	66.1	64.3
Avg. Dist. to Rail [m]	4.1	1.0	0.5	0.5	0.7	2.6	5.3
Avg. Stride Freq. [Hz]	2.2	2.4	2.3	2.4	2.4	2.4	2.4
Avg. Stride Length [m]	6.1	7.7	7.6	7.5	7.6	7.4	7.1



- [ ] Ranking at each section and finish
- .-.- No data available at this section
- NA No data available



Horse/Jockey Name	Ready Azz Eva
Final Rank	3
Fastest Section Time (Section)	0:10.86 (1200m)
Top Speed [km/h] (Section)	68.1 (1200m)
Race State	Finished



Doomben QLD Professional

Race 4: XXXX No Metro Wins Handicap - 1350m

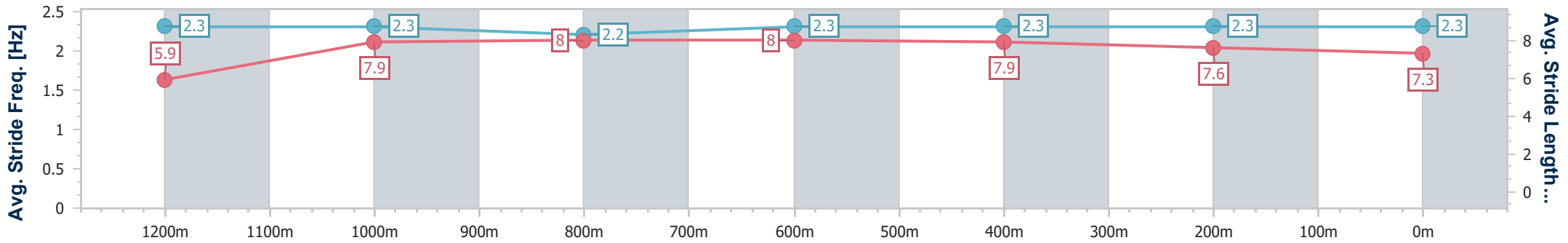
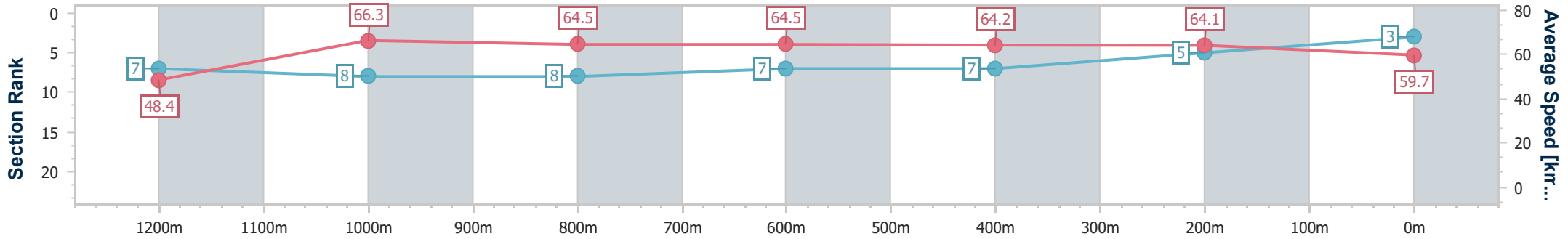
24 August 2024 - 13:39

Track Rating: Good 4, Weather: Fine, Rail Position: +3m Entire



BRISBANE RACING CLUB

Section	Overall	1200m	1000m	800m	600m	400m	200m
Section Times	1:18.75 [3] (0:11.14)	1:07.61 [7] (0:10.86)	0:56.75 [8] (0:11.20)	0:45.55 [8] (0:11.15)	0:34.40 [7] (0:11.12)	0:23.28 [7] (0:11.23)	0:12.05 [5] (0:12.05)
Average Speed [km/h]	48.4	66.3	64.5	64.5	64.2	64.1	59.7
Top Speed [km/h]	65.3	68.1	65.6	64.9	65.0	65.3	62.5
Avg. Dist. to Rail [m]	5.8	1.4	1.3	0.5	1.3	1.5	3.7
Avg. Stride Freq. [Hz]	2.3	2.3	2.2	2.3	2.3	2.3	2.3
Avg. Stride Length [m]	5.9	7.9	8.0	8.0	7.9	7.6	7.3



- [ ] Ranking at each section and finish
- .-.- No data available at this section
- NA No data available



Horse/Jockey Name	Smytzer
Final Rank	4
Fastest Section Time (Section)	0:10.55 (1200m)
Top Speed [km/h] (Section)	69.9 (1200m)
Race State	Finished



Doomben QLD Professional

Race 4: XXXX No Metro Wins Handicap - 1350m

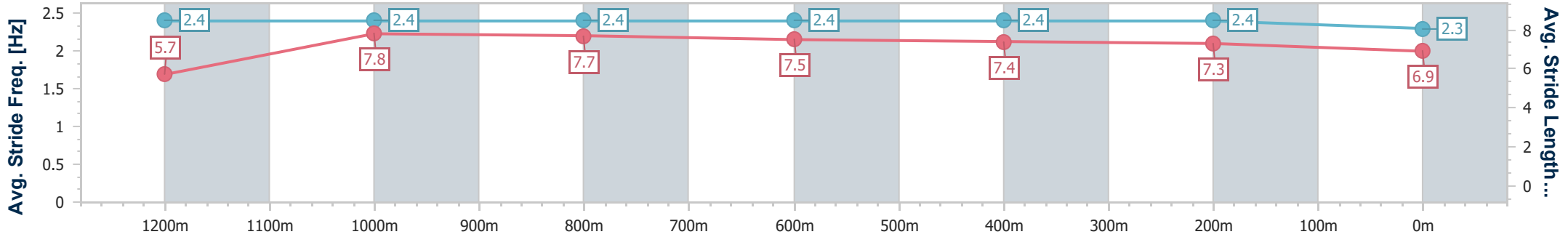
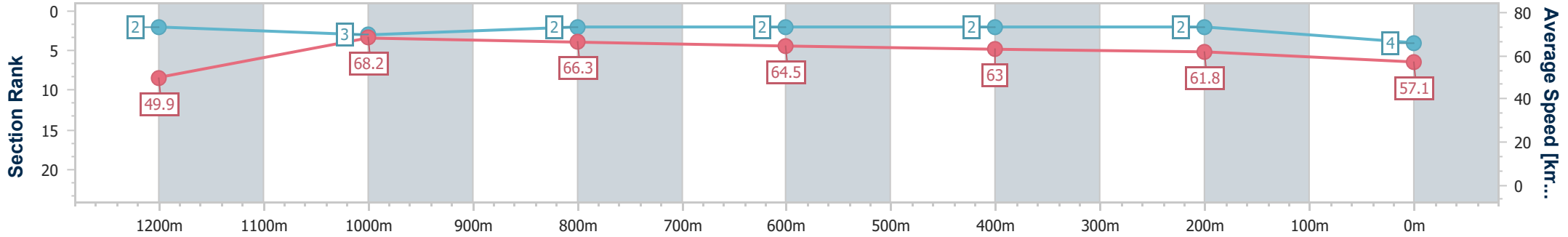
24 August 2024 - 13:39

Track Rating: Good 4, Weather: Fine, Rail Position: +3m Entire



BRISBANE RACING CLUB

Section	Overall	1200m	1000m	800m	600m	400m	200m
Section Times	1:19.07 [4] (0:10.85)	1:08.22 [2] (0:10.55)	0:57.67 [3] (0:10.87)	0:46.80 [2] (0:11.21)	0:35.59 [2] (0:11.36)	0:24.23 [2] (0:11.64)	0:12.59 [2] (0:12.59)
Average Speed [km/h]	49.9	68.2	66.3	64.5	63.0	61.8	57.1
Top Speed [km/h]	68.4	69.9	67.7	65.4	64.7	62.4	61.1
Avg. Dist. to Rail [m]	10.6	2.3	0.5	0.6	0.5	1.3	1.7
Avg. Stride Freq. [Hz]	2.4	2.4	2.4	2.4	2.4	2.4	2.3
Avg. Stride Length [m]	5.7	7.8	7.7	7.5	7.4	7.3	6.9



- [ ] Ranking at each section and finish
- .-.- No data available at this section
- NA No data available





Horse/Jockey Name	Corfe Castle
Final Rank	5
Fastest Section Time (Section)	0:10.62 (1200m)
Top Speed [km/h] (Section)	69.2 (1200m)
Race State	Finished



Doomben QLD Professional

Race 4: XXXX No Metro Wins Handicap - 1350m

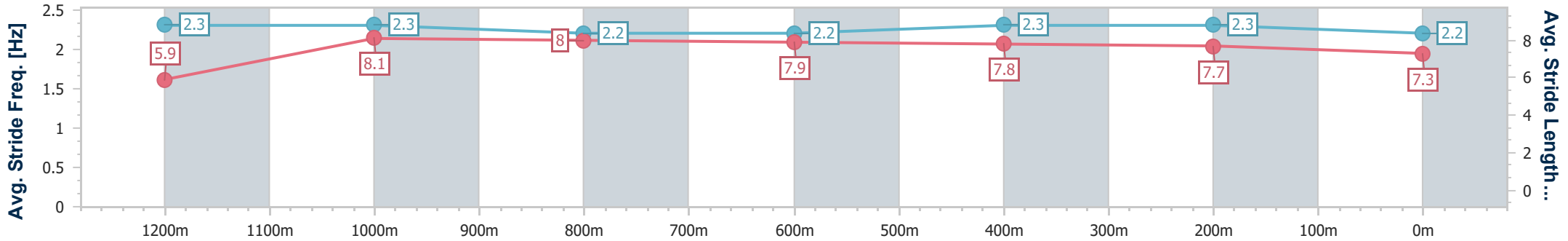
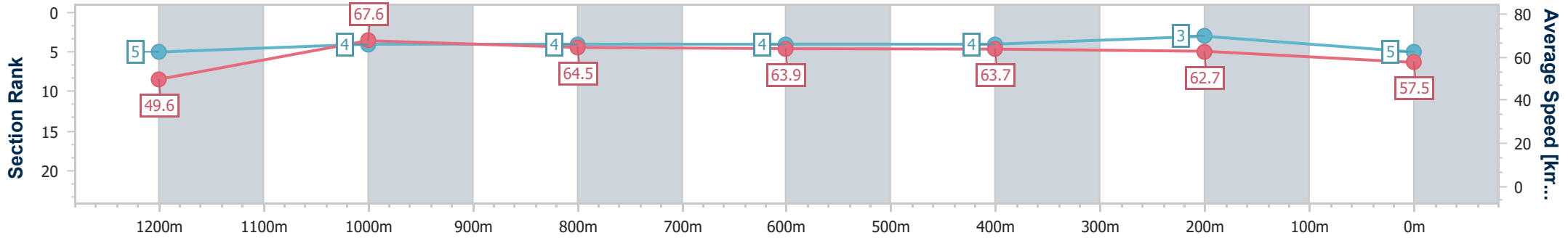
24 August 2024 - 13:39

Track Rating: Good 4, Weather: Fine, Rail Position: +3m Entire



BRISBANE RACING CLUB

Section	Overall	1200m	1000m	800m	600m	400m	200m
Section Times	1:19.13 [5] (0:10.93)	1:08.20 [5] (0:10.62)	0:57.58 [4] (0:11.14)	0:46.44 [4] (0:11.23)	0:35.21 [4] (0:11.23)	0:23.98 [4] (0:11.43)	0:12.55 [3] (0:12.55)
Average Speed [km/h]	49.6	67.6	64.5	63.9	63.7	62.7	57.5
Top Speed [km/h]	66.6	69.2	66.9	64.5	64.1	63.8	61.4
Avg. Dist. to Rail [m]	1.3	0.6	0.7	0.8	1.2	0.6	0.3
Avg. Stride Freq. [Hz]	2.3	2.3	2.2	2.2	2.3	2.3	2.2
Avg. Stride Length [m]	5.9	8.1	8.0	7.9	7.8	7.7	7.3



- [ ] Ranking at each section and finish
- .-.-.- No data available at this section
- NA No data available



Horse/Jockey Name	Blazen Boots
Final Rank	6
Fastest Section Time (Section)	0:10.83 (1200m)
Top Speed [km/h] (Section)	67.9 (1200m)
Race State	Finished



Doomben QLD Professional

Race 4: XXXX No Metro Wins Handicap - 1350m

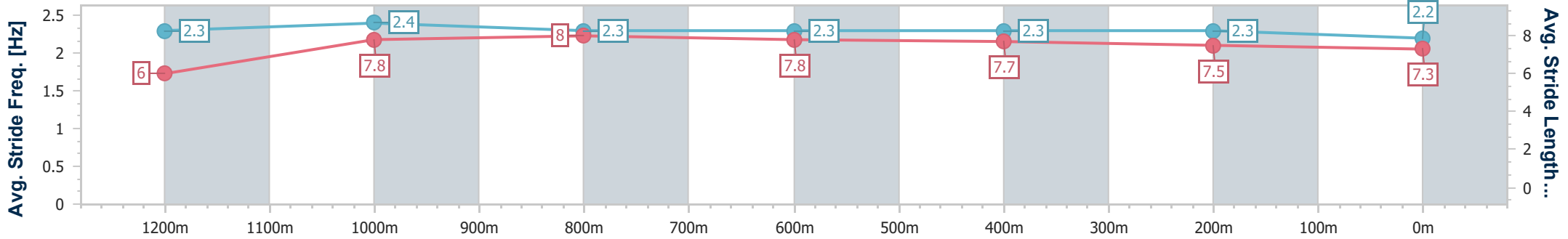
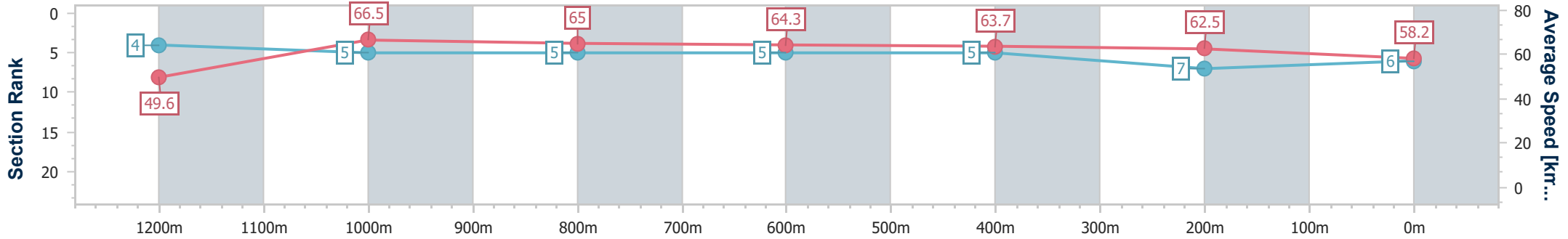
24 August 2024 - 13:39

Track Rating: Good 4, Weather: Fine, Rail Position: +3m Entire



BRISBANE RACING CLUB

Section	Overall	1200m	1000m	800m	600m	400m	200m
Section Times	1:19.22 [6] (0:10.89)	1:08.33 [4] (0:10.83)	0:57.50 [5] (0:11.08)	0:46.42 [5] (0:11.21)	0:35.21 [5] (0:11.33)	0:23.88 [5] (0:11.52)	0:12.36 [7] (0:12.36)
Average Speed [km/h]	49.6	66.5	65.0	64.3	63.7	62.5	58.2
Top Speed [km/h]	65.8	67.9	66.2	65.0	65.1	64.2	61.2
Avg. Dist. to Rail [m]	6.8	1.3	0.9	0.5	0.2	1.1	3.0
Avg. Stride Freq. [Hz]	2.3	2.4	2.3	2.3	2.3	2.3	2.2
Avg. Stride Length [m]	6.0	7.8	8.0	7.8	7.7	7.5	7.3



- [ ] Ranking at each section and finish
- .-.- No data available at this section
- NA No data available



Horse/Jockey Name	Bowrider
Final Rank	7
Fastest Section Time (Section)	0:10.51 (1200m)
Top Speed [km/h] (Section)	70.0 (1200m)
Race State	Finished



### Doomben QLD Professional

Race 4: XXXX No Metro Wins Handicap - 1350m

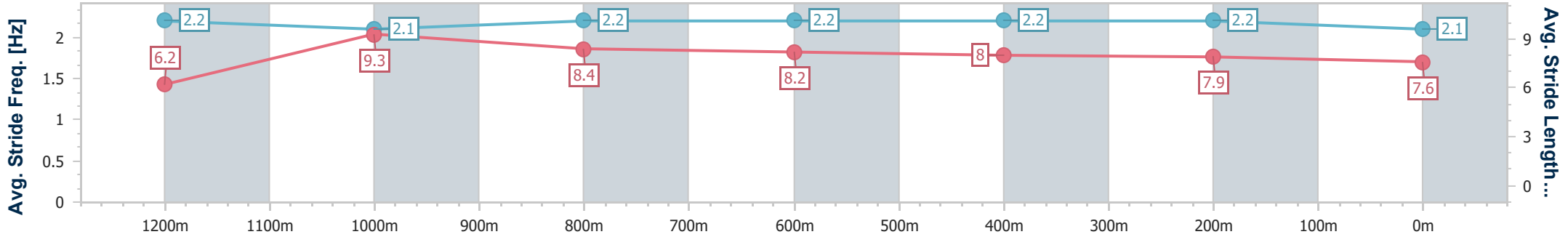
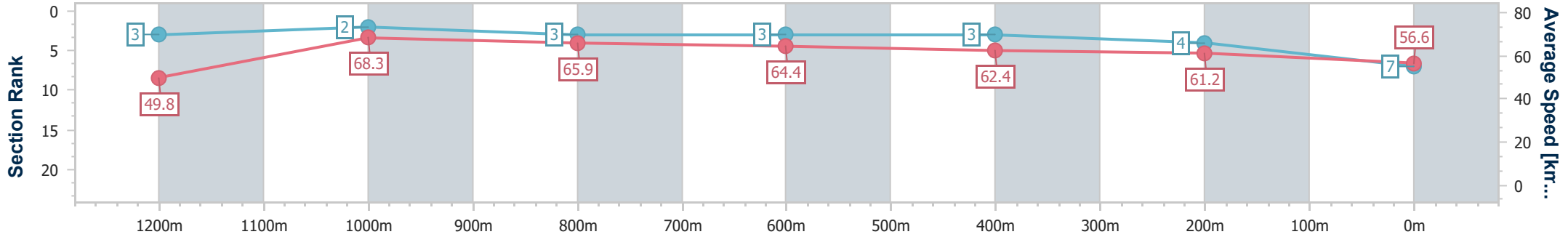
24 August 2024 - 13:39

Track Rating: Good 4, Weather: Fine, Rail Position: +3m Entire



BRISBANE RACING CLUB

Section	Overall	1200m	1000m	800m	600m	400m	200m
Section Times	1:19.33 [7] (0:10.88)	1:08.45 [3] (0:10.51)	0:57.94 [2] (0:10.94)	0:47.00 [3] (0:11.16)	0:35.84 [3] (0:11.42)	0:24.42 [3] (0:11.70)	0:12.72 [4] (0:12.72)
Average Speed [km/h]	49.8	68.3	65.9	64.4	62.4	61.2	56.6
Top Speed [km/h]	69.0	70.0	67.2	64.9	63.4	62.5	59.2
Avg. Dist. to Rail [m]	9.8	2.3	0.6	0.6	1.4	2.7	2.4
Avg. Stride Freq. [Hz]	2.2	2.1	2.2	2.2	2.2	2.2	2.1
Avg. Stride Length [m]	6.2	9.3	8.4	8.2	8.0	7.9	7.6



- [ ] Ranking at each section and finish
- .-.- No data available at this section
- NA No data available



Horse/Jockey Name	Cool Encounter
Final Rank	8
Fastest Section Time (Section)	0:10.86 (1200m)
Top Speed [km/h] (Section)	67.0 (1200m)
Race State	Finished



Doomben QLD Professional

Race 4: XXXX No Metro Wins Handicap - 1350m

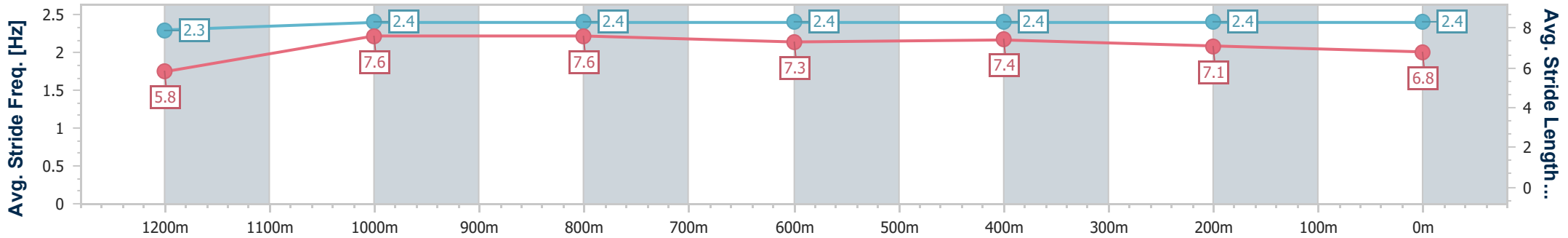
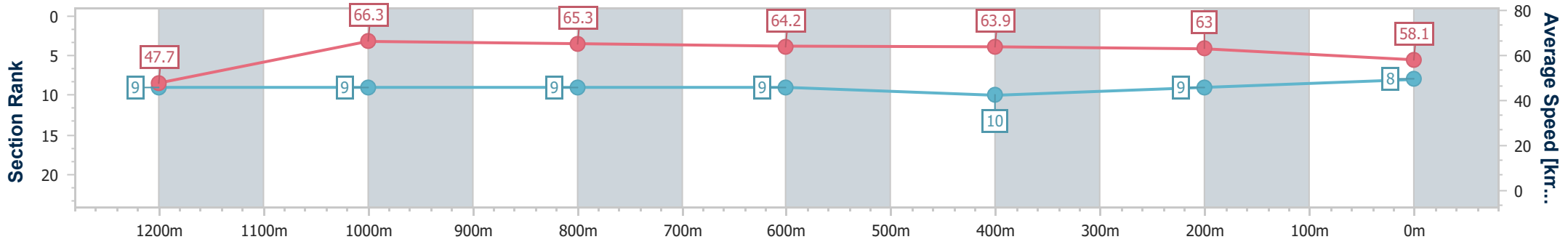
24 August 2024 - 13:39

Track Rating: Good 4, Weather: Fine, Rail Position: +3m Entire



BRISBANE RACING CLUB

Section	Overall	1200m	1000m	800m	600m	400m	200m
Section Times	1:19.45 [8] (0:11.30)	1:08.15 [9] (0:10.86)	0:57.29 [9] (0:11.06)	0:46.23 [9] (0:11.21)	0:35.02 [9] (0:11.23)	0:23.79 [10] (0:11.38)	0:12.41 [9] (0:12.41)
Average Speed [km/h]	47.7	66.3	65.3	64.2	63.9	63.0	58.1
Top Speed [km/h]	65.5	67.0	66.1	65.2	64.8	64.7	61.7
Avg. Dist. to Rail [m]	3.3	0.5	0.2	0.2	0.5	1.0	0.8
Avg. Stride Freq. [Hz]	2.3	2.4	2.4	2.4	2.4	2.4	2.4
Avg. Stride Length [m]	5.8	7.6	7.6	7.3	7.4	7.1	6.8



- [ ] Ranking at each section and finish
- .-.- No data available at this section
- NA No data available



Horse/Jockey Name	Amicus Curiae
Final Rank	9
Fastest Section Time (Section)	0:10.67 (1200m)
Top Speed [km/h] (Section)	69.2 (1200m)
Race State	Finished



Doomben QLD Professional

Race 4: XXXX No Metro Wins Handicap - 1350m

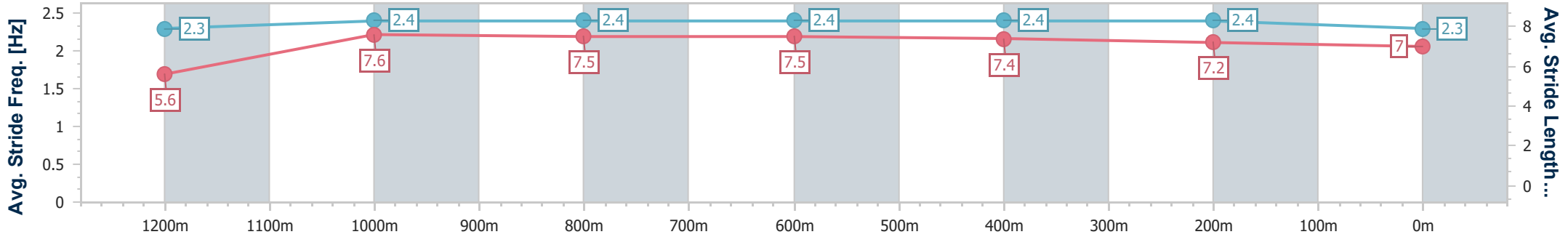
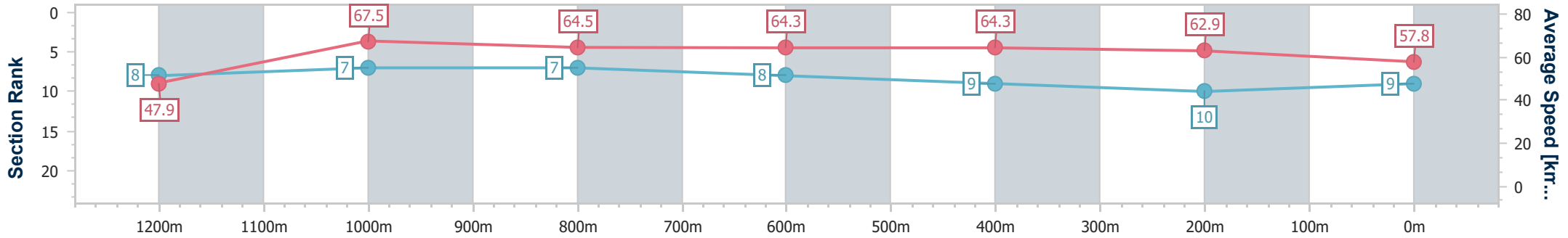
24 August 2024 - 13:39

Track Rating: Good 4, Weather: Fine, Rail Position: +3m Entire



BRISBANE RACING CLUB

Section	Overall	1200m	1000m	800m	600m	400m	200m
Section Times	1:19.59 [9] (0:11.24)	1:08.35 [8] (0:10.67)	0:57.68 [7] (0:11.19)	0:46.49 [7] (0:11.30)	0:35.19 [8] (0:11.25)	0:23.94 [9] (0:11.52)	0:12.42 [10] (0:12.42)
Average Speed [km/h]	47.9	67.5	64.5	64.3	64.3	62.9	57.8
Top Speed [km/h]	66.4	69.2	65.4	65.6	65.8	64.5	60.9
Avg. Dist. to Rail [m]	6.8	1.7	1.2	1.5	1.4	2.8	3.0
Avg. Stride Freq. [Hz]	2.3	2.4	2.4	2.4	2.4	2.4	2.3
Avg. Stride Length [m]	5.6	7.6	7.5	7.5	7.4	7.2	7.0



- [ ] Ranking at each section and finish
- .-.- No data available at this section
- NA No data available



Horse/Jockey Name	Byron Eyes
Final Rank	10
Fastest Section Time (Section)	0:10.67 (1200m)
Top Speed [km/h] (Section)	68.2 (1200m)
Race State	Finished



Doomben QLD Professional

Race 4: XXXX No Metro Wins Handicap - 1350m

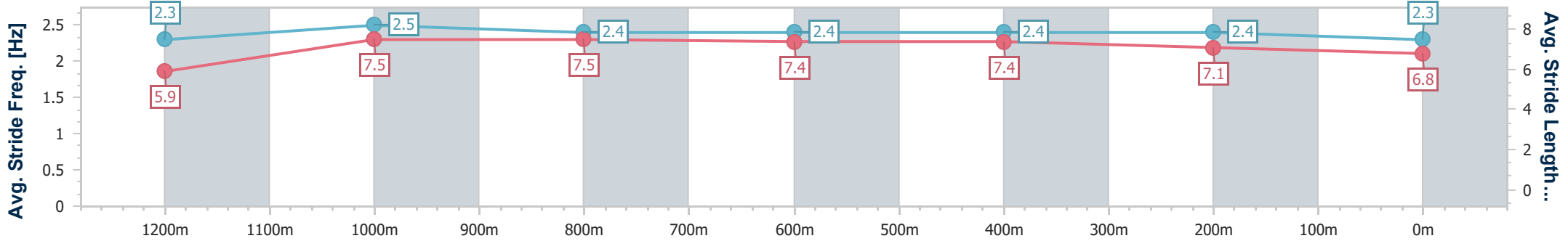
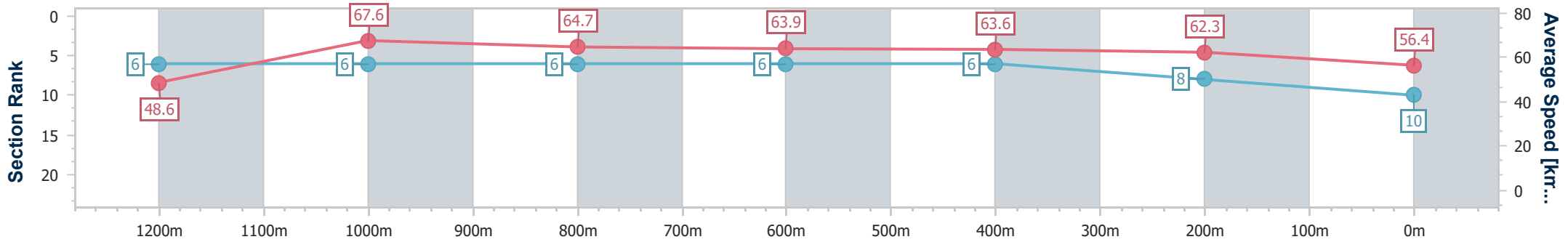
24 August 2024 - 13:39

Track Rating: Good 4, Weather: Fine, Rail Position: +3m Entire



BRISBANE RACING CLUB

Section	Overall	1200m	1000m	800m	600m	400m	200m
Section Times	1:19.75 [10] (0:11.12)	1:08.63 [6] (0:10.67)	0:57.96 [6] (0:11.11)	0:46.85 [6] (0:11.25)	0:35.60 [6] (0:11.30)	0:24.30 [6] (0:11.49)	0:12.81 [8] (0:12.81)
Average Speed [km/h]	48.6	67.6	64.7	63.9	63.6	62.3	56.4
Top Speed [km/h]	66.8	68.2	66.8	65.0	64.6	64.7	60.6
Avg. Dist. to Rail [m]	3.7	0.5	0.3	0.3	0.8	0.7	1.8
Avg. Stride Freq. [Hz]	2.3	2.5	2.4	2.4	2.4	2.4	2.3
Avg. Stride Length [m]	5.9	7.5	7.5	7.4	7.4	7.1	6.8



- [ ] Ranking at each section and finish
- .-.- No data available at this section
- NA No data available



Horse/Jockey Name	Baglioni
Final Rank	11
Fastest Section Time (Section)	0:11.01 (1200m)
Top Speed [km/h] (Section)	66.2 (1200m)
Race State	Finished



Doomben QLD Professional

Race 4: XXXX No Metro Wins Handicap - 1350m

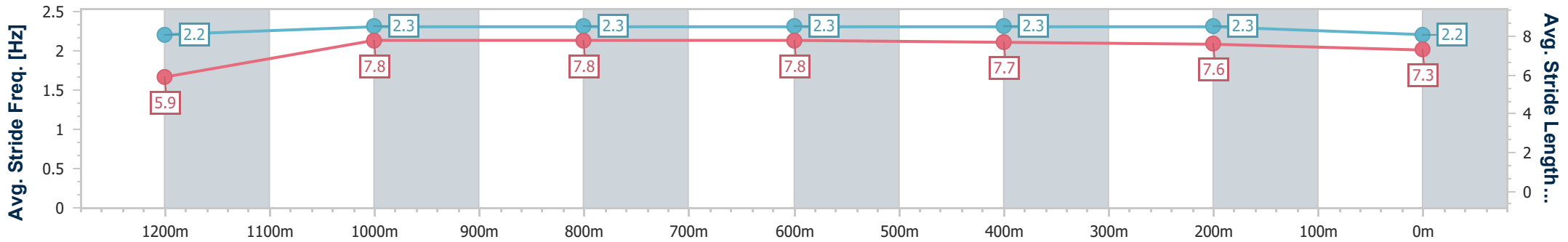
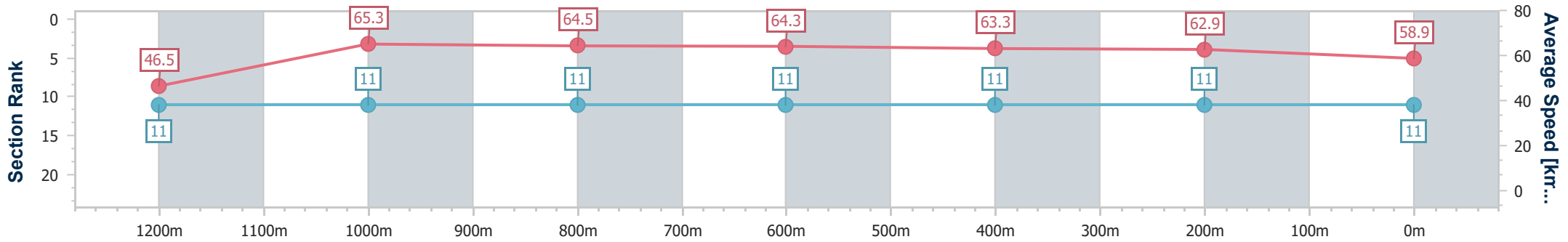
24 August 2024 - 13:39

Track Rating: Good 4, Weather: Fine, Rail Position: +3m Entire



BRISBANE RACING CLUB

Section	Overall	1200m	1000m	800m	600m	400m	200m
Section Times	1:19.81 [11] (0:11.64)	1:08.17 [11] (0:11.01)	0:57.16 [11] (0:11.19)	0:45.97 [11] (0:11.20)	0:34.77 [11] (0:11.16)	0:23.61 [11] (0:11.38)	0:12.23 [11] (0:12.23)
Average Speed [km/h]	46.5	65.3	64.5	64.3	63.3	62.9	58.9
Top Speed [km/h]	64.0	66.2	66.0	65.1	64.3	63.4	61.5
Avg. Dist. to Rail [m]	4.7	0.5	0.8	0.9	2.7	2.9	0.8
Avg. Stride Freq. [Hz]	2.2	2.3	2.3	2.3	2.3	2.3	2.2
Avg. Stride Length [m]	5.9	7.8	7.8	7.8	7.7	7.6	7.3



- [ ] Ranking at each section and finish
- .-.- No data available at this section
- NA No data available