



# Doomben QLD Professional

## Race 1: BECOME A BRC MEMBER QTIS Three-Year-Old Handicap - 1350m

24 August 2024 - 11:55



BRISBANE  
RACING CLUB

Track Rating: Soft 5, Weather: Fine, Rail Position: +3m Entire

Section		Overall	1200m	1000m	800m	600m	400m	Last 600m				
Field Times		1:19.59 (0:10.81)	1:08.78 (0:10.69)	0:58.09 (0:11.07)	0:47.02 (0:11.91)	0:35.11 (0:11.90)	0:23.21 (0:11.38)	0:35.11				
Rank	TAB Horse/Jockey	Barrier	Top Speed [km/h]	Fastest Section	Distance Travelled [m]							
1	5 TESSATORI Ron Stewart	6	68.4 1200m	0:10.74 1200m	1:19.59 [1] (0:10.97)	1:08.62 [5] (0:10.74)	0:57.88 [5] (0:11.11)	0:46.77 [4] (0:11.80)	0:34.97 [3] (0:11.83)	0:23.14 [3] (0:11.35)	0:34.97	
2	1 MISTER BIANCO Michael Rodd	10	68.0 1200m	0:10.80 1200m	1:19.60 [2] (0:11.14)	1:08.46 [7] (0:10.80)	0:57.66 [6] (0:11.08)	0:46.58 [6] (0:11.96)	0:34.62 [6] (0:11.85)	0:22.77 [6] (0:11.06)	0:34.62	+7
3	7 JUST PRECIOUS Bailey Wheeler	3	69.3 1000m	0:10.68 1200m	1:19.78 [3] (0:10.93)	1:08.85 [4] (0:10.68)	0:58.17 [3] (0:11.09)	0:47.08 [3] (0:11.89)	0:35.19 [2] (0:11.79)	0:23.40 [1] (0:11.38)	0:35.19	-1
4	10 CREATIVITY MISS Nikita Beriman	8	68.7 1200m	0:10.75 1200m	1:20.04 [4] (0:10.91)	1:09.13 [3] (0:10.75)	0:58.38 [4] (0:11.21)	0:47.17 [5] (0:11.78)	0:35.39 [4] (0:11.99)	0:23.40 [4] (0:11.25)	0:35.39	+6
5	3 POPE CODY James Orman	2	68.1 1200m	0:10.92 1200m	1:20.15 [5] (0:11.27)	1:08.88 [9] (0:10.92)	0:57.96 [8] (0:11.15)	0:46.81 [8] (0:11.90)	0:34.91 [9] (0:11.98)	0:22.93 [8] (0:11.23)	0:34.91	-1
6	6 TRUSTY BANDIT Madeleine Wishart	5	67.2 1200m	0:10.99 1200m	1:20.50 [6] (0:11.25)	1:09.25 [8] (0:10.99)	0:58.26 [9] (0:11.14)	0:47.12 [9] (0:11.82)	0:35.30 [8] (0:12.04)	0:23.26 [9] (0:11.34)	0:35.30	+5
7	4 ROCKY RICH Emily Lang	9	68.7 1200m	0:10.63 1200m	1:20.52 [7] (0:10.87)	1:09.65 [2] (0:10.63)	0:59.02 [2] (0:11.07)	0:47.95 [1] (0:11.91)	0:36.04 [1] (0:11.96)	0:24.08 [2] (0:11.59)	0:36.04	+4
8	8 SHEZA CHIQUITITA Kenji Yoshida	4	68.6 1200m	0:10.69 1200m	1:20.61 [8] (0:10.81)	1:09.80 [1] (0:10.69)	0:59.11 [1] (0:11.19)	0:47.92 [2] (0:11.96)	0:35.96 [5] (0:12.12)	0:23.84 [5] (0:11.63)	0:35.96	+5
9	9 CHERRY LIPS Samantha Collett	1	66.9 1200m	0:10.87 1200m	1:21.41 [9] (0:11.07)	1:10.34 [6] (0:10.87)	0:59.47 [6] (0:11.26)	0:48.21 [7] (0:11.89)	0:36.32 [7] (0:11.89)	0:24.43 [7] (0:11.61)	0:36.32	-3

Scratched: Hoffman (#2)

[ ] Ranking at each section and finish  
 -:-:- No data available at this section  
 NA No data available

SCN Saddle cloth number  
 DNF Did not finish  
 DNT Did not track



# Doomben QLD Professional

## Race 1: BECOME A BRC MEMBER QTIS Three-Year-Old Handicap - 1350m

24 August 2024 - 11:55



BRISBANE  
RACING CLUB

Track Rating: Soft 5, Weather: Fine, Rail Position: +3m Entire

Section				200m				Last 600m	
Field Times				0:11.83 (0:11.83)				0:35.11	
Rank	TAB	Horse/Jockey	Barrier	Top Speed [km/h]	Fastest Section	Margin			Distance Travelled [m]
1	5	TESSATORI Ron Stewart	6	68.4 1200m	0:10.74 1200m	0:11.79 [2] (0:11.79)	1:19.59		0:34.97
2	1	MISTER BIANCO Michael Rodd	10	68.0 1200m	0:10.80 1200m	0:11.71 [3] (0:11.71)	0.05L		0:34.62 +7
3	7	JUST PRECIOUS Bailey Wheeler	3	69.3 1000m	0:10.68 1200m	0:12.02 [1] (0:12.02)	1.11L		0:35.19 -1
4	10	CREATIVITY MISS Nikita Beriman	8	68.7 1200m	0:10.75 1200m	0:12.15 [4] (0:12.15)	2.64L		0:35.39 +6
5	3	POPE CODY James Orman	2	68.1 1200m	0:10.92 1200m	0:11.70 [7] (0:11.70)	3.25L		0:34.91 -1
6	6	TRUSTY BANDIT Madeleine Wishart	5	67.2 1200m	0:10.99 1200m	0:11.92 [8] (0:11.92)	5.32L		0:35.30 +5
7	4	ROCKY RICH Emily Lang	9	68.7 1200m	0:10.63 1200m	0:12.49 [5] (0:12.49)	5.44L		0:36.04 +4
8	8	SHEZA CHIQUITITA Kenji Yoshida	4	68.6 1200m	0:10.69 1200m	0:12.21 [6] (0:12.21)	5.99L		0:35.96 +5
9	9	CHERRY LIPS Samantha Collett	1	66.9 1200m	0:10.87 1200m	0:12.82 [9] (0:12.82)	10.7L		0:36.32 -3

Scratched: Hoffman (#2)

[ ] Ranking at each section and finish  
 -:-:- No data available at this section  
 NA No data available

SCN Saddle cloth number  
 DNF Did not finish  
 DNT Did not track



Horse/Jockey Name	Tessatori
Final Rank	1
Fastest Section Time (Section)	0:10.74 (1200m)
Top Speed [km/h] (Section)	68.4 (1200m)
Race State	Finished

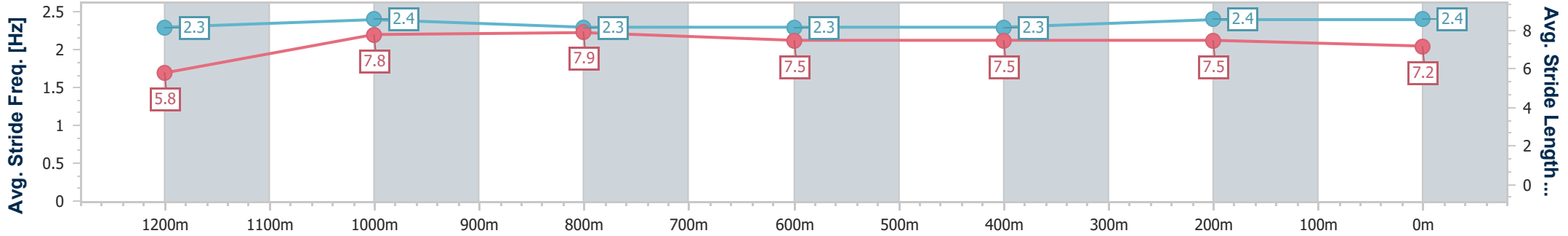
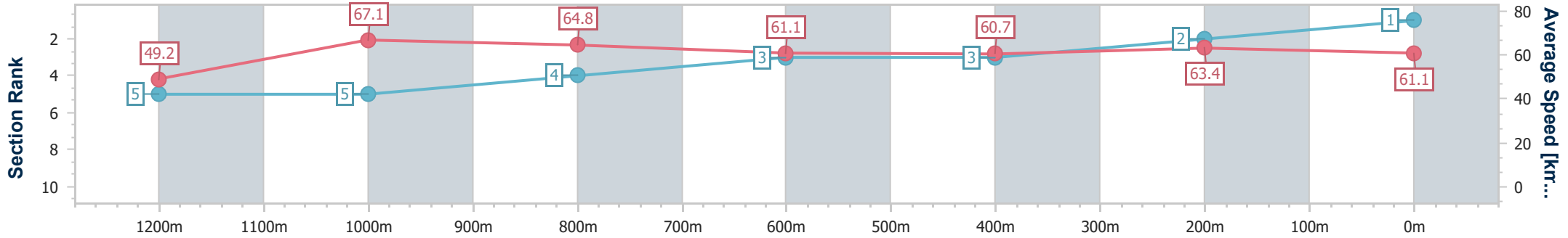


**Doomben QLD Professional**  
**Race 1: BECOME A BRC MEMBER QTIS Three-Year-Old Handicap - 1350m**  
 24 August 2024 - 11:55  
 Track Rating: Soft 5, Weather: Fine, Rail Position: +3m Entire



BRISBANE  
RACING CLUB

Section	Overall	1200m	1000m	800m	600m	400m	200m
Section Times	1:19.59 [1] (0:10.97)	1:08.62 [5] (0:10.74)	0:57.88 [5] (0:11.11)	0:46.77 [4] (0:11.80)	0:34.97 [3] (0:11.83)	0:23.14 [3] (0:11.35)	0:11.79 [2] (0:11.79)
Average Speed [km/h]	49.2	67.1	64.8	61.1	60.7	63.4	61.1
Top Speed [km/h]	64.0	68.4	67.6	62.8	62.7	64.5	63.6
Avg. Dist. to Rail [m]	5.0	0.9	1.0	0.2	0.7	0.7	0.5
Avg. Stride Freq. [Hz]	2.3	2.4	2.3	2.3	2.3	2.4	2.4
Avg. Stride Length [m]	5.8	7.8	7.9	7.5	7.5	7.5	7.2



- [ ] Ranking at each section and finish
- .-.- No data available at this section
- NA No data available



Horse/Jockey Name	Mister Bianco
Final Rank	2
Fastest Section Time (Section)	0:10.80 (1200m)
Top Speed [km/h] (Section)	68.0 (1200m)
Race State	Finished

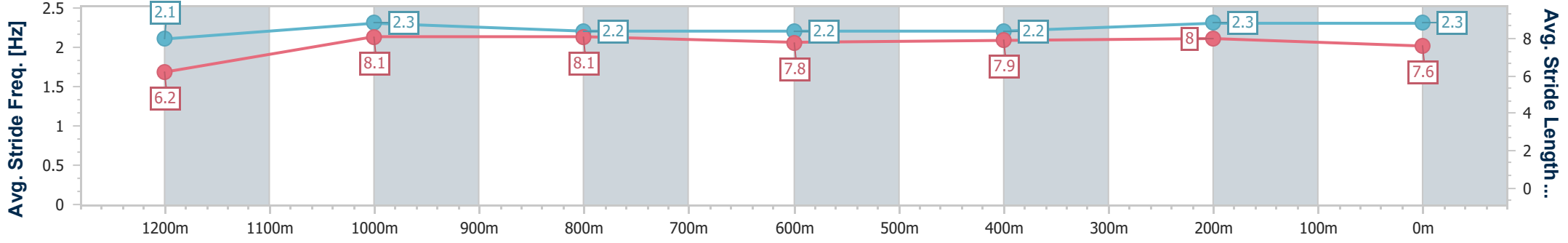
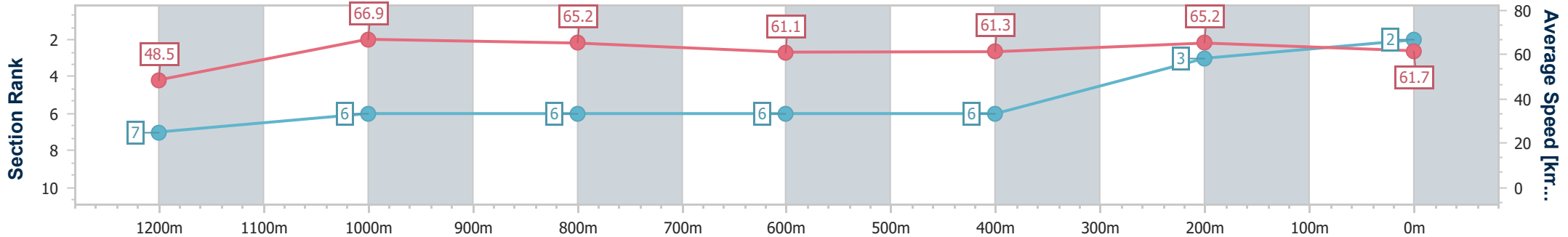


**Doomben QLD Professional**  
**Race 1: BECOME A BRC MEMBER QTIS Three-Year-Old Handicap - 1350m**  
**24 August 2024 - 11:55**  
**Track Rating: Soft 5, Weather: Fine, Rail Position: +3m Entire**



**BRISBANE RACING CLUB**

Section	Overall	1200m	1000m	800m	600m	400m	200m
Section Times	1:19.60 [2] (0:11.14)	1:08.46 [7] (0:10.80)	0:57.66 [6] (0:11.08)	0:46.58 [6] (0:11.96)	0:34.62 [6] (0:11.85)	0:22.77 [6] (0:11.06)	0:11.71 [3] (0:11.71)
Average Speed [km/h]	48.5	66.9	65.2	61.1	61.3	65.2	61.7
Top Speed [km/h]	65.0	68.0	67.1	61.8	64.5	66.4	64.7
Avg. Dist. to Rail [m]	9.8	2.6	1.5	2.6	1.9	2.6	4.0
Avg. Stride Freq. [Hz]	2.1	2.3	2.2	2.2	2.2	2.3	2.3
Avg. Stride Length [m]	6.2	8.1	8.1	7.8	7.9	8.0	7.6



- [ ] Ranking at each section and finish
- .-.- No data available at this section
- NA No data available



Horse/Jockey Name	Just Precious
Final Rank	3
Fastest Section Time (Section)	0:10.68 (1200m)
Top Speed [km/h] (Section)	69.3 (1000m)
Race State	Finished



**Doomben QLD Professional**  
**Race 1: BECOME A BRC MEMBER QTIS Three-Year-Old Handicap - 1350m**

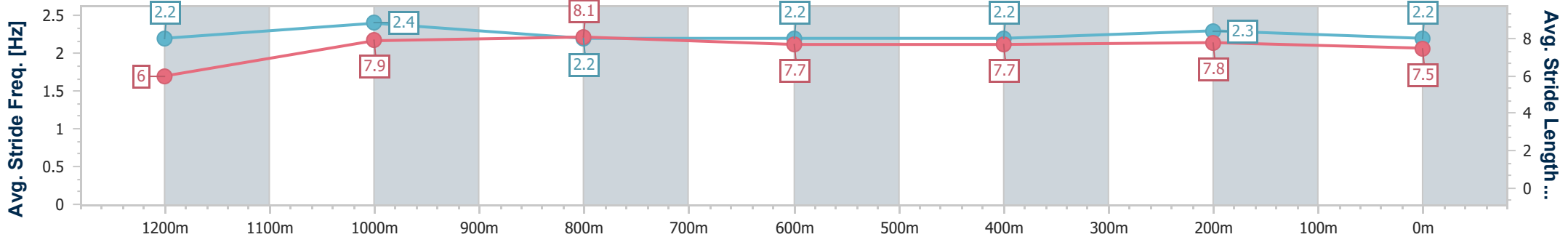
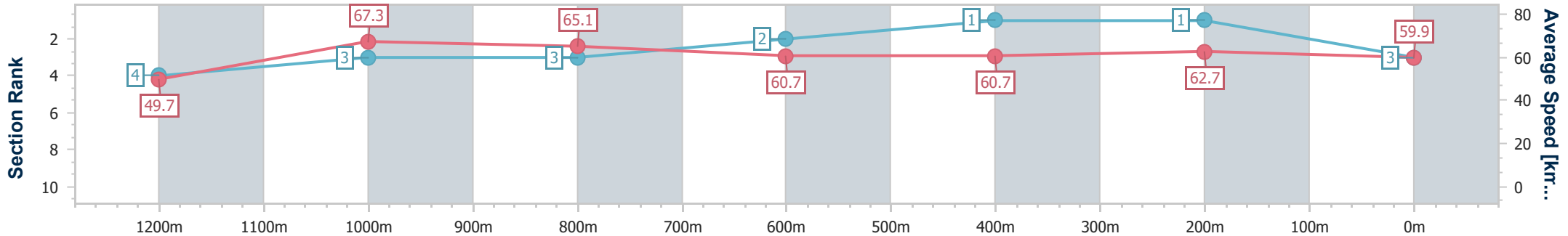
24 August 2024 - 11:55

Track Rating: Soft 5, Weather: Fine, Rail Position: +3m Entire



BRISBANE  
RACING CLUB

Section	Overall	1200m	1000m	800m	600m	400m	200m
Section Times	1:19.78 [3] (0:10.93)	1:08.85 [4] (0:10.68)	0:58.17 [3] (0:11.09)	0:47.08 [3] (0:11.89)	0:35.19 [2] (0:11.79)	0:23.40 [1] (0:11.38)	0:12.02 [1] (0:12.02)
Average Speed [km/h]	49.7	67.3	65.1	60.7	60.7	62.7	59.9
Top Speed [km/h]	67.3	68.7	69.3	62.4	63.3	64.0	62.6
Avg. Dist. to Rail [m]	3.5	0.4	0.9	0.5	1.5	2.7	2.7
Avg. Stride Freq. [Hz]	2.2	2.4	2.2	2.2	2.2	2.3	2.2
Avg. Stride Length [m]	6.0	7.9	8.1	7.7	7.7	7.8	7.5



- [ ] Ranking at each section and finish
- .-.- No data available at this section
- NA No data available



Horse/Jockey Name	Creativity Miss
Final Rank	4
Fastest Section Time (Section)	0:10.75 (1200m)
Top Speed [km/h] (Section)	68.7 (1200m)
Race State	Finished

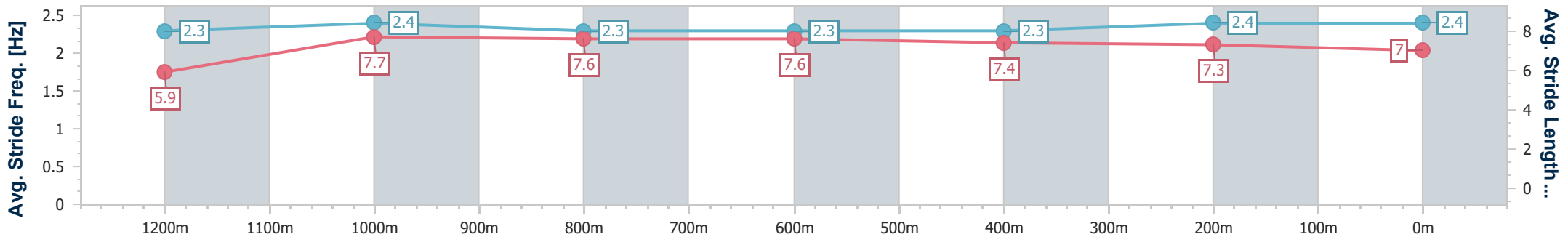
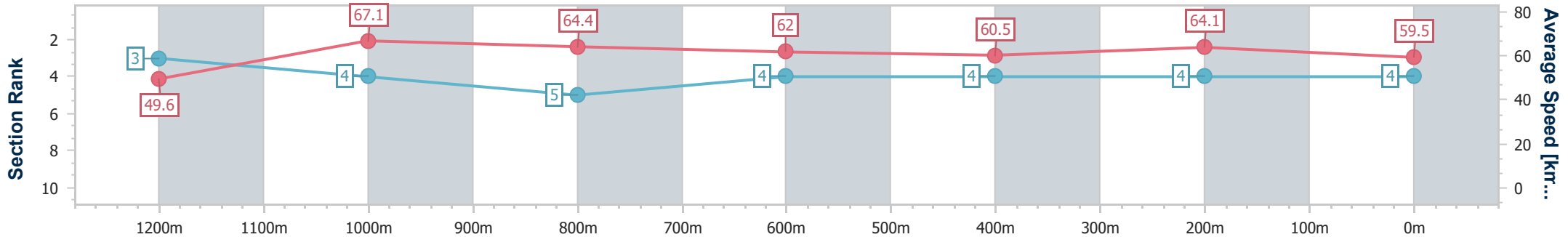


**Doomben QLD Professional**  
**Race 1: BECOME A BRC MEMBER QTIS Three-Year-Old Handicap - 1350m**  
 24 August 2024 - 11:55  
 Track Rating: Soft 5, Weather: Fine, Rail Position: +3m Entire



BRISBANE  
RACING CLUB

Section	Overall	1200m	1000m	800m	600m	400m	200m
Section Times	1:20.04 [4] (0:10.91)	1:09.13 [3] (0:10.75)	0:58.38 [4] (0:11.21)	0:47.17 [5] (0:11.78)	0:35.39 [4] (0:11.99)	0:23.40 [4] (0:11.25)	0:12.15 [4] (0:12.15)
Average Speed [km/h]	49.6	67.1	64.4	62.0	60.5	64.1	59.5
Top Speed [km/h]	65.7	68.7	66.8	62.5	62.7	66.0	63.3
Avg. Dist. to Rail [m]	7.4	3.3	2.3	2.4	1.4	1.7	2.0
Avg. Stride Freq. [Hz]	2.3	2.4	2.3	2.3	2.3	2.4	2.4
Avg. Stride Length [m]	5.9	7.7	7.6	7.6	7.4	7.3	7.0



- [ ] Ranking at each section and finish
- .-.- No data available at this section
- NA No data available



Horse/Jockey Name	Pope Cody
Final Rank	5
Fastest Section Time (Section)	0:10.92 (1200m)
Top Speed [km/h] (Section)	68.1 (1200m)
Race State	Finished



**Doomben QLD Professional**  
**Race 1: BECOME A BRC MEMBER QTIS Three-Year-Old Handicap - 1350m**

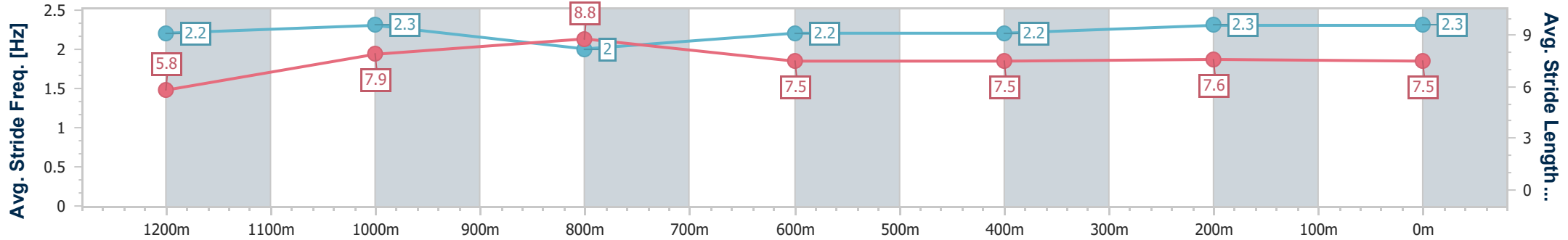
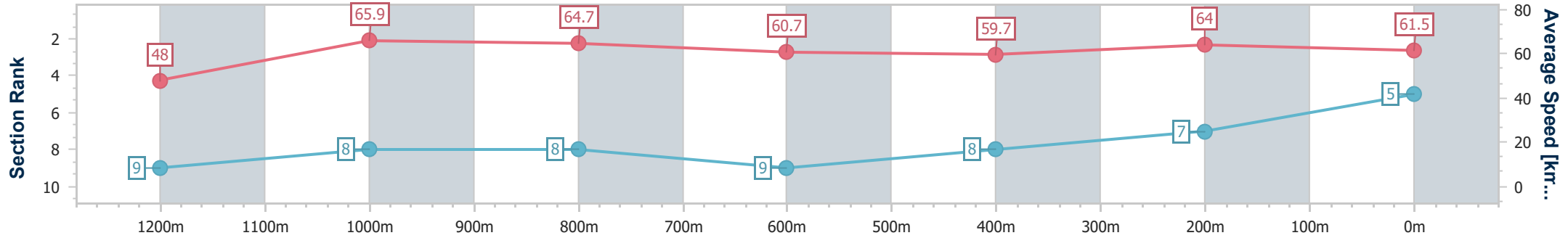
24 August 2024 - 11:55

Track Rating: Soft 5, Weather: Fine, Rail Position: +3m Entire



BRISBANE  
RACING CLUB

Section	Overall	1200m	1000m	800m	600m	400m	200m
Section Times	1:20.15 [5] (0:11.27)	1:08.88 [9] (0:10.92)	0:57.96 [8] (0:11.15)	0:46.81 [8] (0:11.90)	0:34.91 [9] (0:11.98)	0:22.93 [8] (0:11.23)	0:11.70 [7] (0:11.70)
Average Speed [km/h]	48.0	65.9	64.7	60.7	59.7	64.0	61.5
Top Speed [km/h]	64.3	68.1	66.4	62.3	62.8	64.8	64.2
Avg. Dist. to Rail [m]	2.3	0.6	0.5	0.4	0.8	1.3	1.6
Avg. Stride Freq. [Hz]	2.2	2.3	2.0	2.2	2.2	2.3	2.3
Avg. Stride Length [m]	5.8	7.9	8.8	7.5	7.5	7.6	7.5



- [ ] Ranking at each section and finish
- .-.- No data available at this section
- NA No data available



Horse/Jockey Name	Trusty Bandit
Final Rank	6
Fastest Section Time (Section)	0:10.99 (1200m)
Top Speed [km/h] (Section)	67.2 (1200m)
Race State	Finished

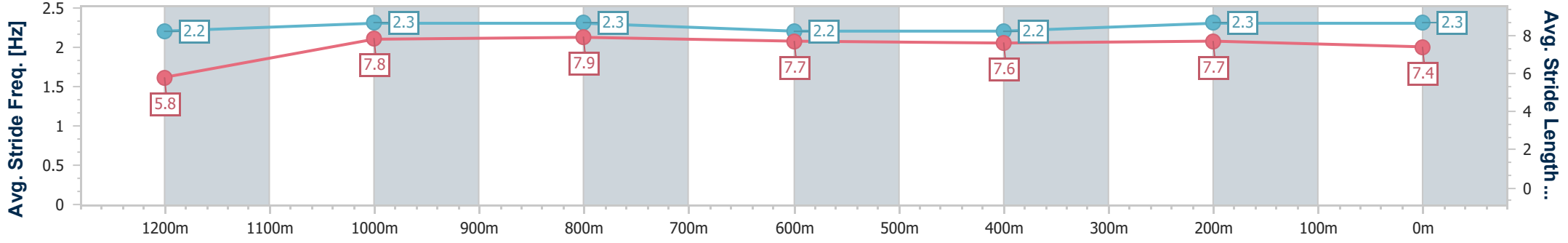
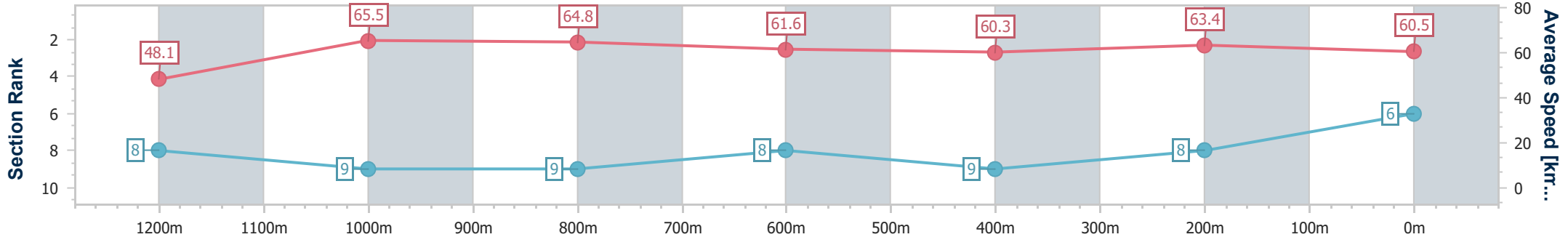


**Doomben QLD Professional**  
**Race 1: BECOME A BRC MEMBER QTIS Three-Year-Old Handicap - 1350m**  
 24 August 2024 - 11:55  
 Track Rating: Soft 5, Weather: Fine, Rail Position: +3m Entire



BRISBANE  
RACING CLUB

Section	Overall	1200m	1000m	800m	600m	400m	200m
Section Times	1:20.50 [6] (0:11.25)	1:09.25 [8] (0:10.99)	0:58.26 [9] (0:11.14)	0:47.12 [9] (0:11.82)	0:35.30 [8] (0:12.04)	0:23.26 [9] (0:11.34)	0:11.92 [8] (0:11.92)
Average Speed [km/h]	48.1	65.5	64.8	61.6	60.3	63.4	60.5
Top Speed [km/h]	63.9	67.2	66.3	63.5	61.7	65.1	63.0
Avg. Dist. to Rail [m]	4.4	1.3	1.2	2.0	1.2	1.6	3.8
Avg. Stride Freq. [Hz]	2.2	2.3	2.3	2.2	2.2	2.3	2.3
Avg. Stride Length [m]	5.8	7.8	7.9	7.7	7.6	7.7	7.4



- [ ] Ranking at each section and finish
- .-.- No data available at this section
- NA No data available





Horse/Jockey Name	Rocky Rich
Final Rank	7
Fastest Section Time (Section)	0:10.63 (1200m)
Top Speed [km/h] (Section)	68.7 (1200m)
Race State	Finished

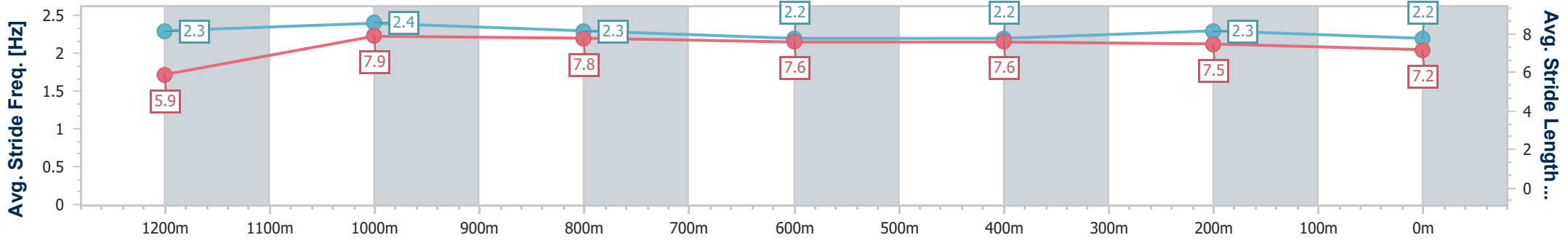
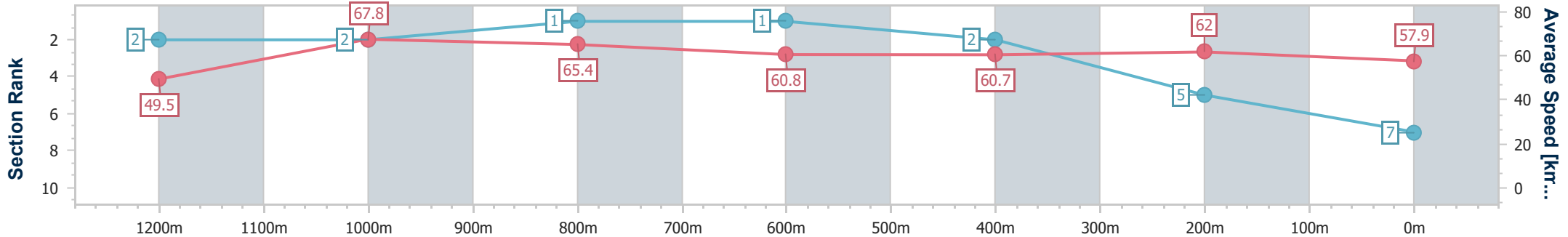


**Doomben QLD Professional**  
**Race 1: BECOME A BRC MEMBER QTIS Three-Year-Old Handicap - 1350m**  
 24 August 2024 - 11:55  
 Track Rating: Soft 5, Weather: Fine, Rail Position: +3m Entire



BRISBANE  
RACING CLUB

Section	Overall	1200m	1000m	800m	600m	400m	200m
Section Times	1:20.52 [7] (0:10.87)	1:09.65 [2] (0:10.63)	0:59.02 [2] (0:11.07)	0:47.95 [1] (0:11.91)	0:36.04 [1] (0:11.96)	0:24.08 [2] (0:11.59)	0:12.49 [5] (0:12.49)
Average Speed [km/h]	49.5	67.8	65.4	60.8	60.7	62.0	57.9
Top Speed [km/h]	66.3	68.7	67.7	63.3	62.9	63.5	60.5
Avg. Dist. to Rail [m]	8.8	3.8	1.8	1.8	0.9	0.6	2.5
Avg. Stride Freq. [Hz]	2.3	2.4	2.3	2.2	2.2	2.3	2.2
Avg. Stride Length [m]	5.9	7.9	7.8	7.6	7.6	7.5	7.2



- [ ] Ranking at each section and finish
- .-.- No data available at this section
- NA No data available



Horse/Jockey Name	Sheza Chiquitita
Final Rank	8
Fastest Section Time (Section)	0:10.69 (1200m)
Top Speed [km/h] (Section)	68.6 (1200m)
Race State	Finished

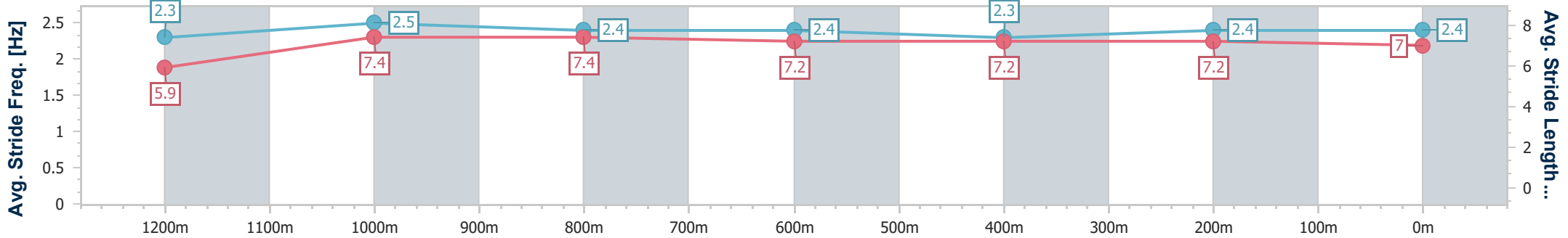
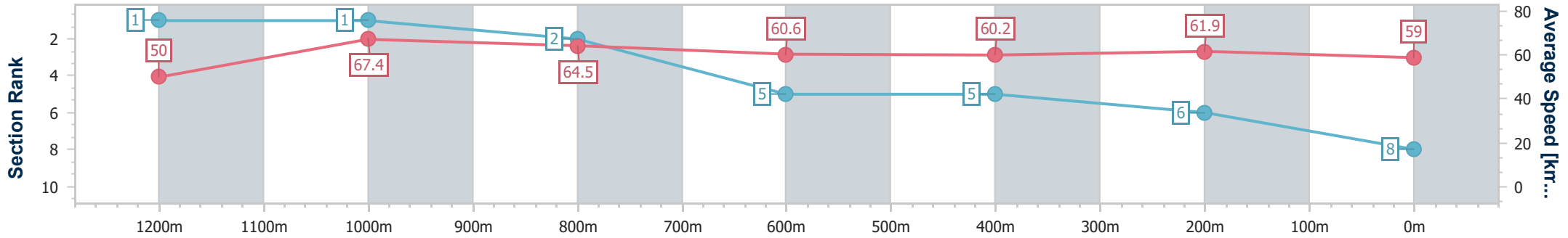


**Doomben QLD Professional**  
**Race 1: BECOME A BRC MEMBER QTIS Three-Year-Old Handicap - 1350m**  
 24 August 2024 - 11:55  
 Track Rating: Soft 5, Weather: Fine, Rail Position: +3m Entire



BRISBANE  
RACING CLUB

Section	Overall	1200m	1000m	800m	600m	400m	200m
Section Times	1:20.61 [8] (0:10.81)	1:09.80 [1] (0:10.69)	0:59.11 [1] (0:11.19)	0:47.92 [2] (0:11.96)	0:35.96 [5] (0:12.12)	0:23.84 [5] (0:11.63)	0:12.21 [6] (0:12.21)
Average Speed [km/h]	50.0	67.4	64.5	60.6	60.2	61.9	59.0
Top Speed [km/h]	66.6	68.6	67.8	62.8	62.1	63.4	61.5
Avg. Dist. to Rail [m]	5.3	1.9	1.3	1.8	1.7	2.1	2.7
Avg. Stride Freq. [Hz]	2.3	2.5	2.4	2.4	2.3	2.4	2.4
Avg. Stride Length [m]	5.9	7.4	7.4	7.2	7.2	7.2	7.0



- [ ] Ranking at each section and finish
- .-.- No data available at this section
- NA No data available



Horse/Jockey Name	Cherry Lips
Final Rank	9
Fastest Section Time (Section)	0:10.87 (1200m)
Top Speed [km/h] (Section)	66.9 (1200m)
Race State	Finished

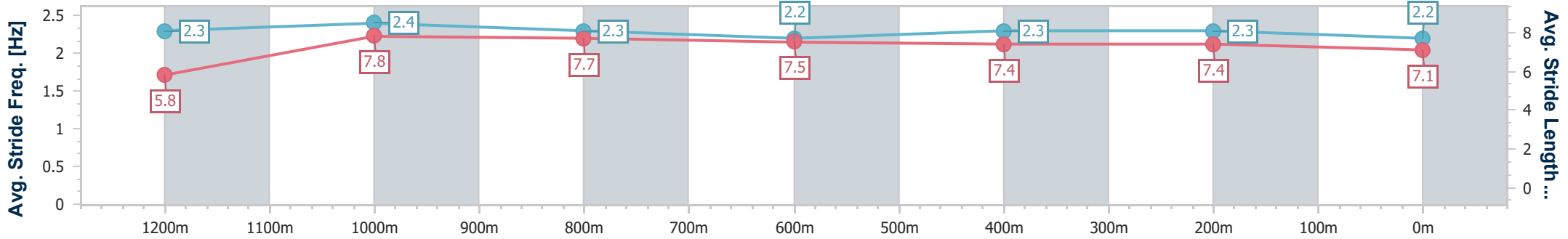
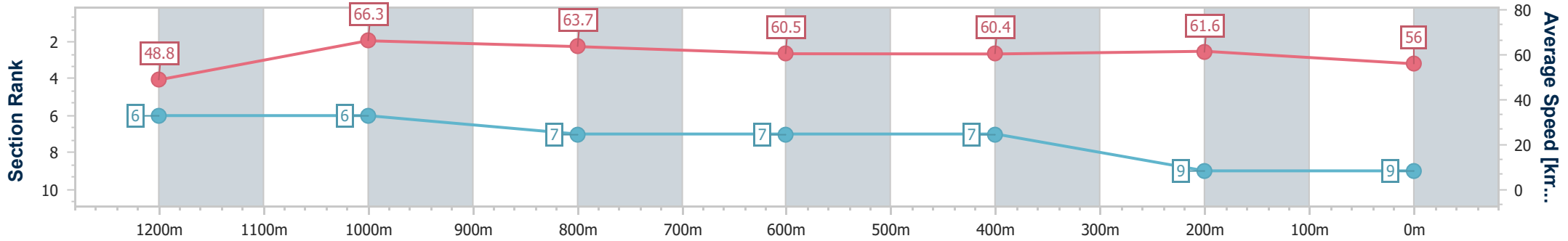


**Doomben QLD Professional**  
**Race 1: BECOME A BRC MEMBER QTIS Three-Year-Old Handicap - 1350m**  
 24 August 2024 - 11:55  
 Track Rating: Soft 5, Weather: Fine, Rail Position: +3m Entire



BRISBANE  
RACING CLUB

Section	Overall	1200m	1000m	800m	600m	400m	200m
Section Times	1:21.41 [9] (0:11.07)	1:10.34 [6] (0:10.87)	0:59.47 [6] (0:11.26)	0:48.21 [7] (0:11.89)	0:36.32 [7] (0:11.89)	0:24.43 [7] (0:11.61)	0:12.82 [9] (0:12.82)
Average Speed [km/h]	48.8	66.3	63.7	60.5	60.4	61.6	56.0
Top Speed [km/h]	65.0	66.9	66.5	61.1	61.9	63.3	60.0
Avg. Dist. to Rail [m]	1.3	0.6	0.5	0.3	1.0	2.4	2.6
Avg. Stride Freq. [Hz]	2.3	2.4	2.3	2.2	2.3	2.3	2.2
Avg. Stride Length [m]	5.8	7.8	7.7	7.5	7.4	7.4	7.1



- [ ] Ranking at each section and finish
- .-.- No data available at this section
- NA No data available