



Doomben QLD Professional

Race 1: BECOME A BRC MEMBER QTIS Three-Year-Old Handicap - 1350m

24 August 2024 - 11:55



BRISBANE
RACING CLUB

Track Rating: Soft 5, Weather: Fine, Rail Position: +3m Entire

Section		Overall	1200m	1000m	800m	600m	400m	Last 600m				
Field Times		1:19.59 (0:10.81)	1:08.78 (0:10.69)	0:58.09 (0:11.07)	0:47.02 (0:11.91)	0:35.11 (0:11.90)	0:23.21 (0:11.38)	0:35.11				
Rank	TAB Horse/Jockey	Barrier	Top Speed [km/h]	Fastest Section	Distance Travelled [m]							
1	5 TESSATORI Ron Stewart	6	68.4 1200m	0:10.74 1200m	1:19.59 [1] (0:10.97)	1:08.62 [5] (0:10.74)	0:57.88 [5] (0:11.11)	0:46.77 [4] (0:11.80)	0:34.97 [3] (0:11.83)	0:23.14 [3] (0:11.35)	0:34.97	
2	1 MISTER BIANCO Michael Rodd	10	68.0 1200m	0:10.80 1200m	1:19.60 [2] (0:11.14)	1:08.46 [7] (0:10.80)	0:57.66 [6] (0:11.08)	0:46.58 [6] (0:11.96)	0:34.62 [6] (0:11.85)	0:22.77 [6] (0:11.06)	0:34.62	+7
3	7 JUST PRECIOUS Bailey Wheeler	3	69.3 1000m	0:10.68 1200m	1:19.78 [3] (0:10.93)	1:08.85 [4] (0:10.68)	0:58.17 [3] (0:11.09)	0:47.08 [3] (0:11.89)	0:35.19 [2] (0:11.79)	0:23.40 [1] (0:11.38)	0:35.19	-1
4	10 CREATIVITY MISS Nikita Beriman	8	68.7 1200m	0:10.75 1200m	1:20.04 [4] (0:10.91)	1:09.13 [3] (0:10.75)	0:58.38 [4] (0:11.21)	0:47.17 [5] (0:11.78)	0:35.39 [4] (0:11.99)	0:23.40 [4] (0:11.25)	0:35.39	+6
5	3 POPE CODY James Orman	2	68.1 1200m	0:10.92 1200m	1:20.15 [5] (0:11.27)	1:08.88 [9] (0:10.92)	0:57.96 [8] (0:11.15)	0:46.81 [8] (0:11.90)	0:34.91 [9] (0:11.98)	0:22.93 [8] (0:11.23)	0:34.91	-1
6	6 TRUSTY BANDIT Madeleine Wishart	5	67.2 1200m	0:10.99 1200m	1:20.50 [6] (0:11.25)	1:09.25 [8] (0:10.99)	0:58.26 [9] (0:11.14)	0:47.12 [9] (0:11.82)	0:35.30 [8] (0:12.04)	0:23.26 [9] (0:11.34)	0:35.30	+5
7	4 ROCKY RICH Emily Lang	9	68.7 1200m	0:10.63 1200m	1:20.52 [7] (0:10.87)	1:09.65 [2] (0:10.63)	0:59.02 [2] (0:11.07)	0:47.95 [1] (0:11.91)	0:36.04 [1] (0:11.96)	0:24.08 [2] (0:11.59)	0:36.04	+4
8	8 SHEZA CHIQUITITA Kenji Yoshida	4	68.6 1200m	0:10.69 1200m	1:20.61 [8] (0:10.81)	1:09.80 [1] (0:10.69)	0:59.11 [1] (0:11.19)	0:47.92 [2] (0:11.96)	0:35.96 [5] (0:12.12)	0:23.84 [5] (0:11.63)	0:35.96	+5
9	9 CHERRY LIPS Samantha Collett	1	66.9 1200m	0:10.87 1200m	1:21.41 [9] (0:11.07)	1:10.34 [6] (0:10.87)	0:59.47 [6] (0:11.26)	0:48.21 [7] (0:11.89)	0:36.32 [7] (0:11.89)	0:24.43 [7] (0:11.61)	0:36.32	-3

Scratched: Hoffman (#2)

[] Ranking at each section and finish
 -:-:- No data available at this section
 NA No data available

SCN Saddle cloth number
 DNF Did not finish
 DNT Did not track



Doomben QLD Professional

Race 1: BECOME A BRC MEMBER QTIS Three-Year-Old Handicap - 1350m

24 August 2024 - 11:55



BRISBANE
RACING CLUB

Track Rating: Soft 5, Weather: Fine, Rail Position: +3m Entire

Section				200m				Last 600m	
Field Times				0:11.83 (0:11.83)				0:35.11	
Rank	TAB	Horse/Jockey	Barrier	Top Speed [km/h]	Fastest Section	Margin			Distance Travelled [m]
1	5	TESSATORI Ron Stewart	6	68.4 1200m	0:10.74 1200m	0:11.79 [2] (0:11.79)	1:19.59		0:34.97
2	1	MISTER BIANCO Michael Rodd	10	68.0 1200m	0:10.80 1200m	0:11.71 [3] (0:11.71)	0.05L		0:34.62 +7
3	7	JUST PRECIOUS Bailey Wheeler	3	69.3 1000m	0:10.68 1200m	0:12.02 [1] (0:12.02)	1.11L		0:35.19 -1
4	10	CREATIVITY MISS Nikita Beriman	8	68.7 1200m	0:10.75 1200m	0:12.15 [4] (0:12.15)	2.64L		0:35.39 +6
5	3	POPE CODY James Orman	2	68.1 1200m	0:10.92 1200m	0:11.70 [7] (0:11.70)	3.25L		0:34.91 -1
6	6	TRUSTY BANDIT Madeleine Wishart	5	67.2 1200m	0:10.99 1200m	0:11.92 [8] (0:11.92)	5.32L		0:35.30 +5
7	4	ROCKY RICH Emily Lang	9	68.7 1200m	0:10.63 1200m	0:12.49 [5] (0:12.49)	5.44L		0:36.04 +4
8	8	SHEZA CHIQUITITA Kenji Yoshida	4	68.6 1200m	0:10.69 1200m	0:12.21 [6] (0:12.21)	5.99L		0:35.96 +5
9	9	CHERRY LIPS Samantha Collett	1	66.9 1200m	0:10.87 1200m	0:12.82 [9] (0:12.82)	10.7L		0:36.32 -3

Scratched: Hoffman (#2)



Horse/Jockey Name	Tessatori
Final Rank	1
Fastest Section Time (Section)	0:10.74 (1200m)
Top Speed [km/h] (Section)	68.4 (1200m)
Race State	Finished

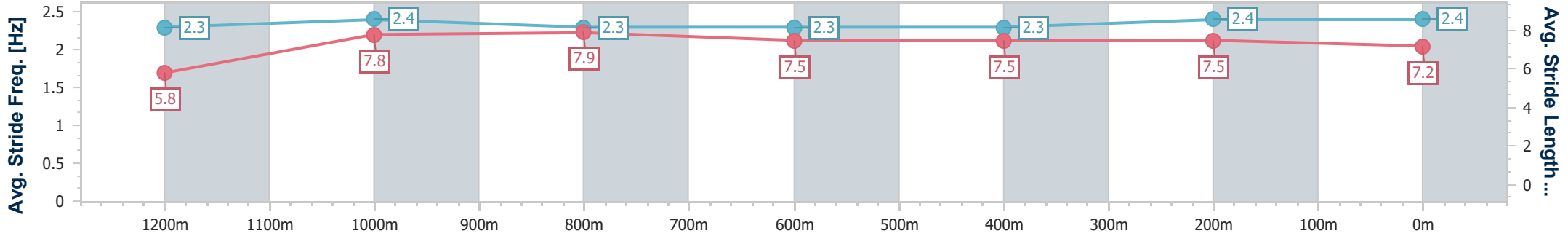
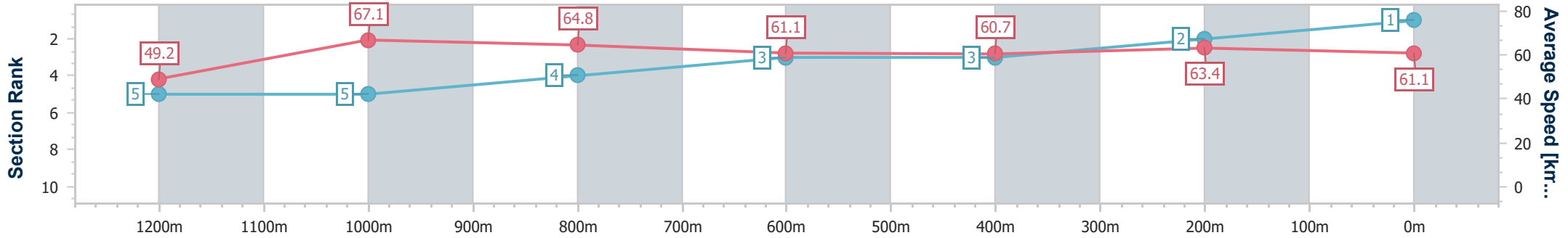


Doomben QLD Professional
Race 1: BECOME A BRC MEMBER QTIS Three-Year-Old Handicap - 1350m
 24 August 2024 - 11:55
 Track Rating: Soft 5, Weather: Fine, Rail Position: +3m Entire



BRISBANE
RACING CLUB

Section	Overall	1200m	1000m	800m	600m	400m	200m
Section Times	1:19.59 [1] (0:10.97)	1:08.62 [5] (0:10.74)	0:57.88 [5] (0:11.11)	0:46.77 [4] (0:11.80)	0:34.97 [3] (0:11.83)	0:23.14 [3] (0:11.35)	0:11.79 [2] (0:11.79)
Average Speed [km/h]	49.2	67.1	64.8	61.1	60.7	63.4	61.1
Top Speed [km/h]	64.0	68.4	67.6	62.8	62.7	64.5	63.6
Avg. Dist. to Rail [m]	5.0	0.9	1.0	0.2	0.7	0.7	0.5
Avg. Stride Freq. [Hz]	2.3	2.4	2.3	2.3	2.3	2.4	2.4
Avg. Stride Length [m]	5.8	7.8	7.9	7.5	7.5	7.5	7.2



- [] Ranking at each section and finish
- .-.- No data available at this section
- NA No data available



Horse/Jockey Name	Mister Bianco
Final Rank	2
Fastest Section Time (Section)	0:10.80 (1200m)
Top Speed [km/h] (Section)	68.0 (1200m)
Race State	Finished

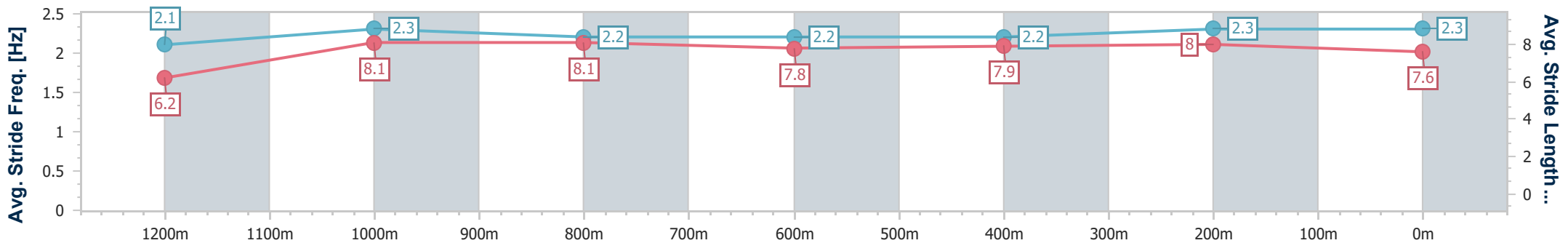
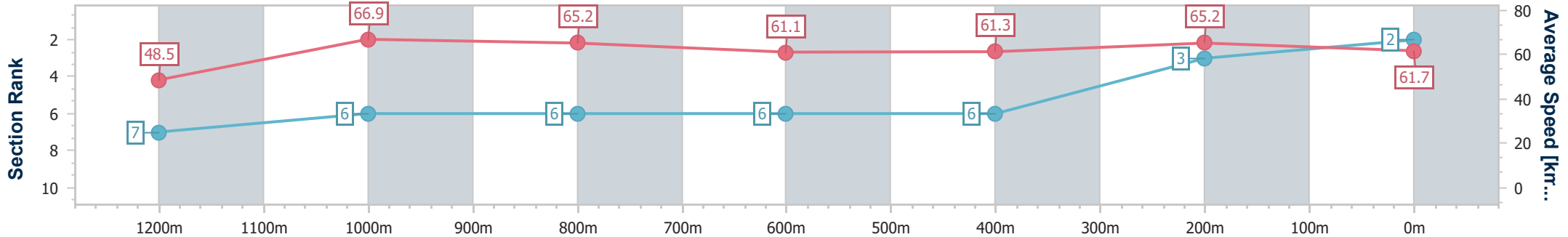


Doomben QLD Professional
Race 1: BECOME A BRC MEMBER QTIS Three-Year-Old Handicap - 1350m
24 August 2024 - 11:55
Track Rating: Soft 5, Weather: Fine, Rail Position: +3m Entire



BRISBANE RACING CLUB

Section	Overall	1200m	1000m	800m	600m	400m	200m
Section Times	1:19.60 [2] (0:11.14)	1:08.46 [7] (0:10.80)	0:57.66 [6] (0:11.08)	0:46.58 [6] (0:11.96)	0:34.62 [6] (0:11.85)	0:22.77 [6] (0:11.06)	0:11.71 [3] (0:11.71)
Average Speed [km/h]	48.5	66.9	65.2	61.1	61.3	65.2	61.7
Top Speed [km/h]	65.0	68.0	67.1	61.8	64.5	66.4	64.7
Avg. Dist. to Rail [m]	9.8	2.6	1.5	2.6	1.9	2.6	4.0
Avg. Stride Freq. [Hz]	2.1	2.3	2.2	2.2	2.2	2.3	2.3
Avg. Stride Length [m]	6.2	8.1	8.1	7.8	7.9	8.0	7.6



- [] Ranking at each section and finish
- .-.- No data available at this section
- NA No data available



Horse/Jockey Name	Just Precious
Final Rank	3
Fastest Section Time (Section)	0:10.68 (1200m)
Top Speed [km/h] (Section)	69.3 (1000m)
Race State	Finished

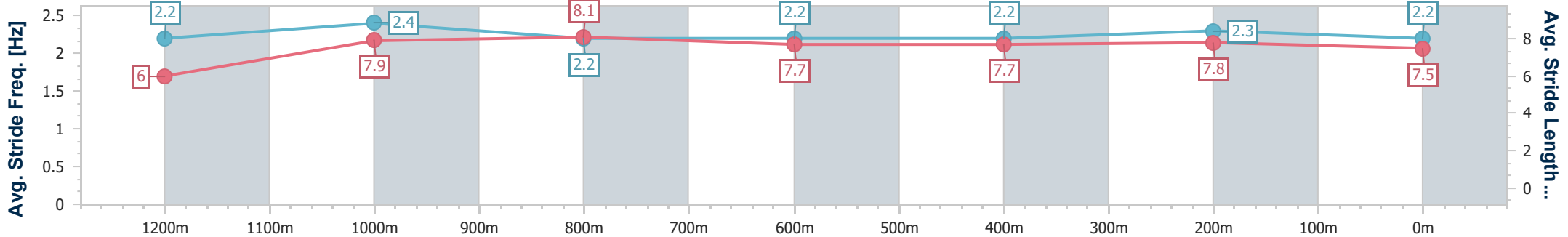
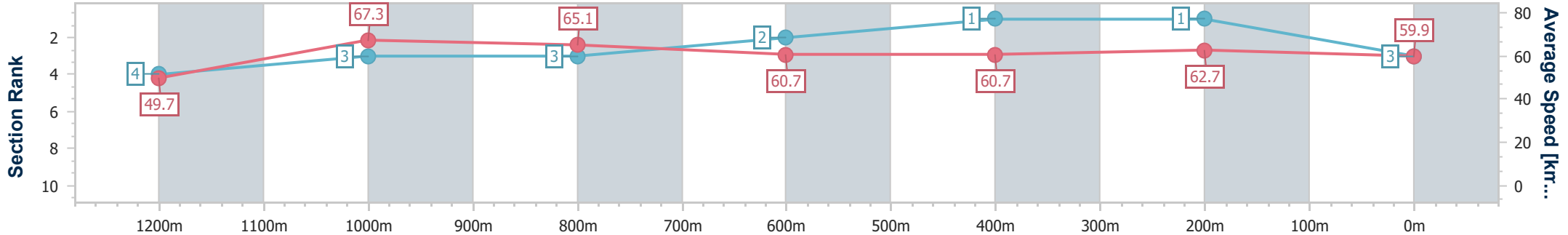


Doomben QLD Professional
Race 1: BECOME A BRC MEMBER QTIS Three-Year-Old Handicap - 1350m
 24 August 2024 - 11:55
 Track Rating: Soft 5, Weather: Fine, Rail Position: +3m Entire



BRISBANE
RACING CLUB

Section	Overall	1200m	1000m	800m	600m	400m	200m
Section Times	1:19.78 [3] (0:10.93)	1:08.85 [4] (0:10.68)	0:58.17 [3] (0:11.09)	0:47.08 [3] (0:11.89)	0:35.19 [2] (0:11.79)	0:23.40 [1] (0:11.38)	0:12.02 [1] (0:12.02)
Average Speed [km/h]	49.7	67.3	65.1	60.7	60.7	62.7	59.9
Top Speed [km/h]	67.3	68.7	69.3	62.4	63.3	64.0	62.6
Avg. Dist. to Rail [m]	3.5	0.4	0.9	0.5	1.5	2.7	2.7
Avg. Stride Freq. [Hz]	2.2	2.4	2.2	2.2	2.2	2.3	2.2
Avg. Stride Length [m]	6.0	7.9	8.1	7.7	7.7	7.8	7.5



- [] Ranking at each section and finish
- .-.- No data available at this section
- NA No data available



Horse/Jockey Name	Creativity Miss
Final Rank	4
Fastest Section Time (Section)	0:10.75 (1200m)
Top Speed [km/h] (Section)	68.7 (1200m)
Race State	Finished

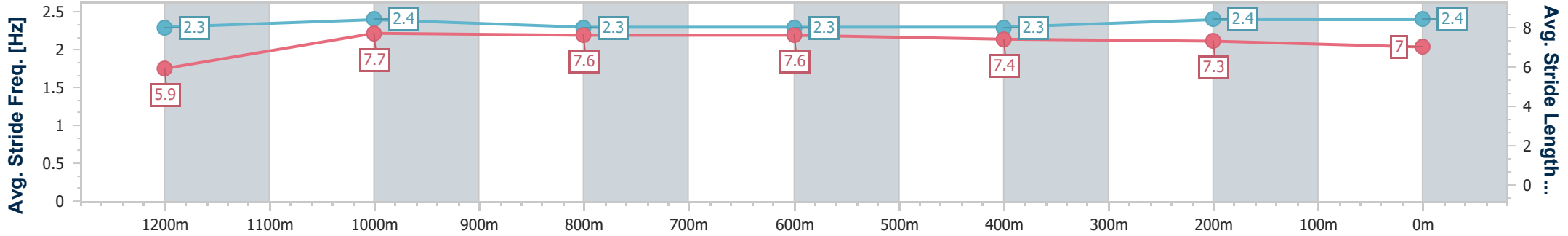
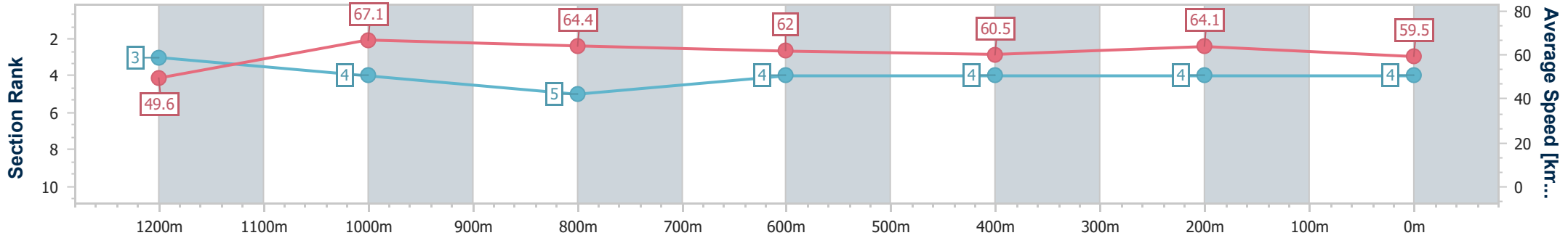


Doomben QLD Professional
Race 1: BECOME A BRC MEMBER QTIS Three-Year-Old Handicap - 1350m
 24 August 2024 - 11:55
 Track Rating: Soft 5, Weather: Fine, Rail Position: +3m Entire



BRISBANE
RACING CLUB

Section	Overall	1200m	1000m	800m	600m	400m	200m
Section Times	1:20.04 [4] (0:10.91)	1:09.13 [3] (0:10.75)	0:58.38 [4] (0:11.21)	0:47.17 [5] (0:11.78)	0:35.39 [4] (0:11.99)	0:23.40 [4] (0:11.25)	0:12.15 [4] (0:12.15)
Average Speed [km/h]	49.6	67.1	64.4	62.0	60.5	64.1	59.5
Top Speed [km/h]	65.7	68.7	66.8	62.5	62.7	66.0	63.3
Avg. Dist. to Rail [m]	7.4	3.3	2.3	2.4	1.4	1.7	2.0
Avg. Stride Freq. [Hz]	2.3	2.4	2.3	2.3	2.3	2.4	2.4
Avg. Stride Length [m]	5.9	7.7	7.6	7.6	7.4	7.3	7.0



- [] Ranking at each section and finish
- .-.- No data available at this section
- NA No data available



Horse/Jockey Name	Pope Cody
Final Rank	5
Fastest Section Time (Section)	0:10.92 (1200m)
Top Speed [km/h] (Section)	68.1 (1200m)
Race State	Finished

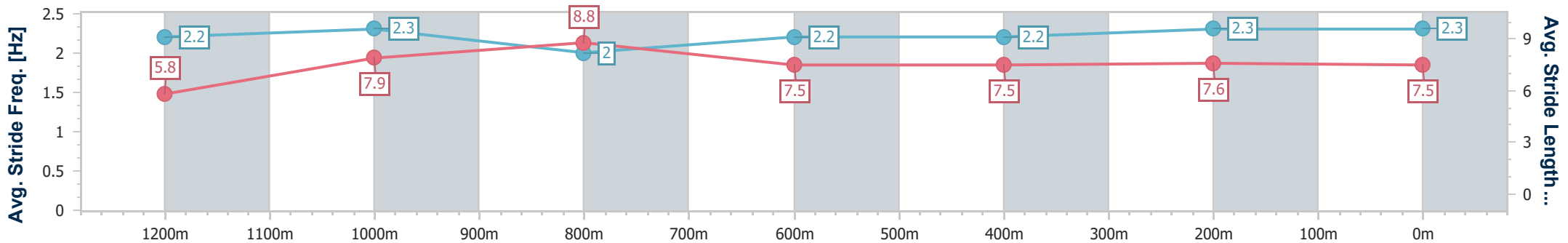
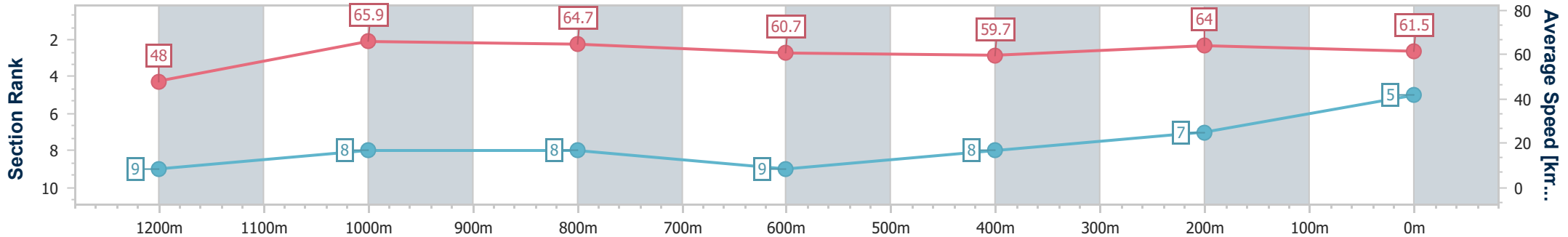


Doomben QLD Professional
Race 1: BECOME A BRC MEMBER QTIS Three-Year-Old Handicap - 1350m
 24 August 2024 - 11:55
 Track Rating: Soft 5, Weather: Fine, Rail Position: +3m Entire



BRISBANE
RACING CLUB

Section	Overall	1200m	1000m	800m	600m	400m	200m
Section Times	1:20.15 [5] (0:11.27)	1:08.88 [9] (0:10.92)	0:57.96 [8] (0:11.15)	0:46.81 [8] (0:11.90)	0:34.91 [9] (0:11.98)	0:22.93 [8] (0:11.23)	0:11.70 [7] (0:11.70)
Average Speed [km/h]	48.0	65.9	64.7	60.7	59.7	64.0	61.5
Top Speed [km/h]	64.3	68.1	66.4	62.3	62.8	64.8	64.2
Avg. Dist. to Rail [m]	2.3	0.6	0.5	0.4	0.8	1.3	1.6
Avg. Stride Freq. [Hz]	2.2	2.3	2.0	2.2	2.2	2.3	2.3
Avg. Stride Length [m]	5.8	7.9	8.8	7.5	7.5	7.6	7.5



- [] Ranking at each section and finish
- .-.- No data available at this section
- NA No data available



Horse/Jockey Name	Trusty Bandit
Final Rank	6
Fastest Section Time (Section)	0:10.99 (1200m)
Top Speed [km/h] (Section)	67.2 (1200m)
Race State	Finished



Doomben QLD Professional
Race 1: BECOME A BRC MEMBER QTIS Three-Year-Old Handicap - 1350m

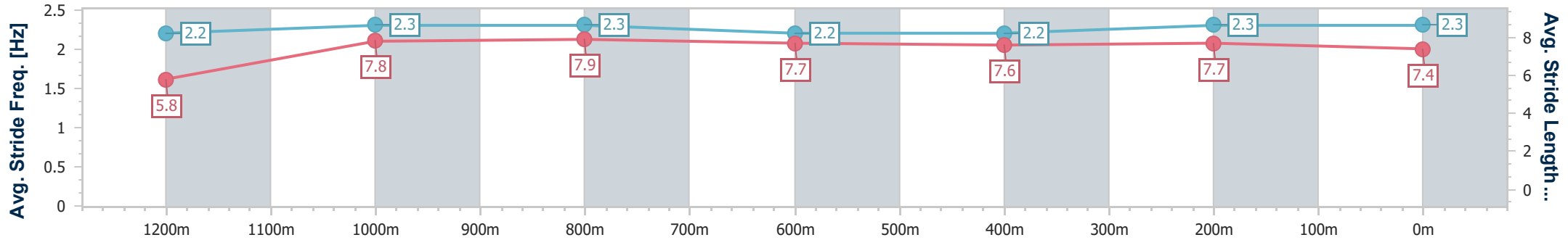
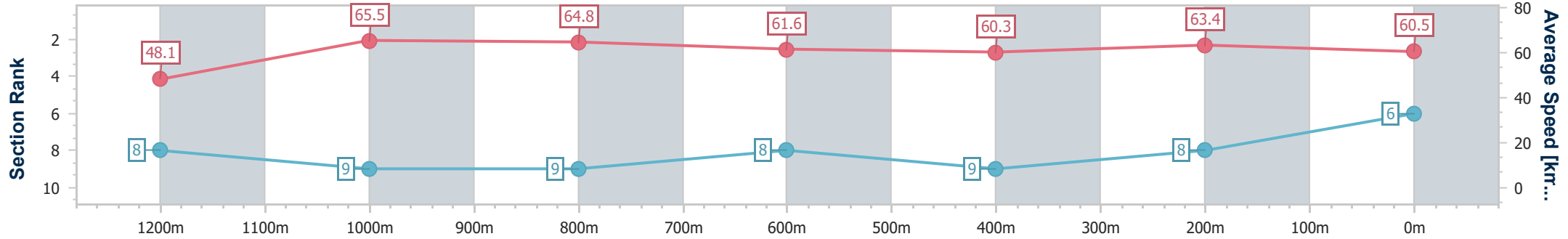
24 August 2024 - 11:55

Track Rating: Soft 5, Weather: Fine, Rail Position: +3m Entire



BRISBANE RACING CLUB

Section	Overall	1200m	1000m	800m	600m	400m	200m
Section Times	1:20.50 [6] (0:11.25)	1:09.25 [8] (0:10.99)	0:58.26 [9] (0:11.14)	0:47.12 [9] (0:11.82)	0:35.30 [8] (0:12.04)	0:23.26 [9] (0:11.34)	0:11.92 [8] (0:11.92)
Average Speed [km/h]	48.1	65.5	64.8	61.6	60.3	63.4	60.5
Top Speed [km/h]	63.9	67.2	66.3	63.5	61.7	65.1	63.0
Avg. Dist. to Rail [m]	4.4	1.3	1.2	2.0	1.2	1.6	3.8
Avg. Stride Freq. [Hz]	2.2	2.3	2.3	2.2	2.2	2.3	2.3
Avg. Stride Length [m]	5.8	7.8	7.9	7.7	7.6	7.7	7.4



- [] Ranking at each section and finish
- .-.- No data available at this section
- NA No data available



Horse/Jockey Name	Rocky Rich
Final Rank	7
Fastest Section Time (Section)	0:10.63 (1200m)
Top Speed [km/h] (Section)	68.7 (1200m)
Race State	Finished

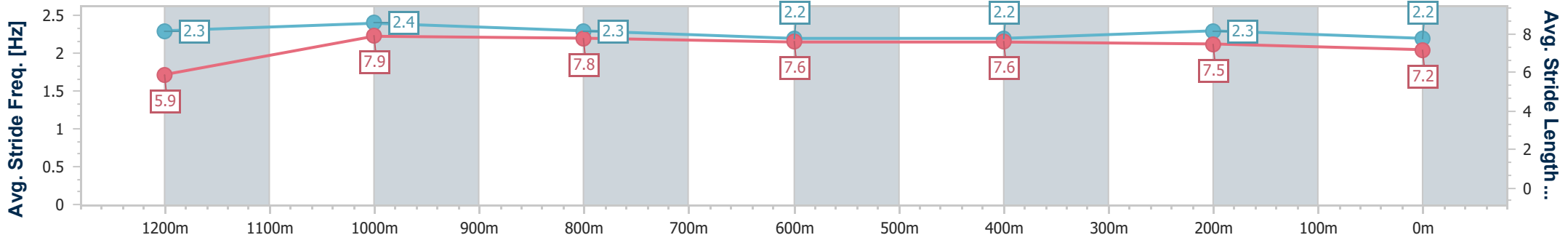
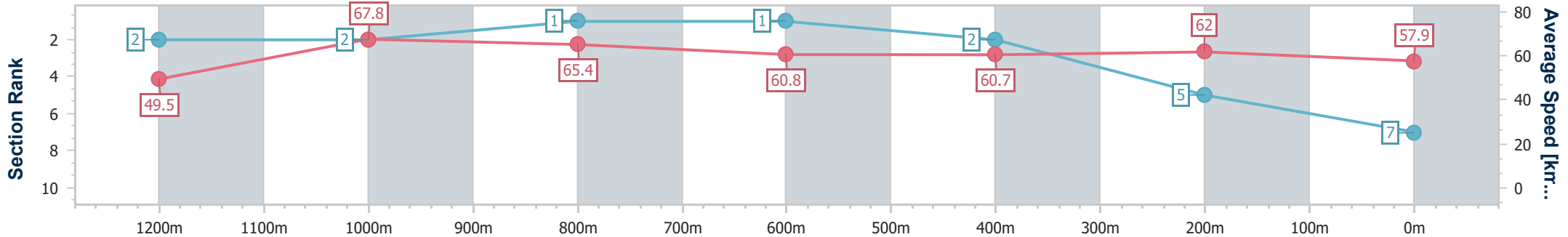


Doomben QLD Professional
Race 1: BECOME A BRC MEMBER QTIS Three-Year-Old Handicap - 1350m
 24 August 2024 - 11:55
 Track Rating: Soft 5, Weather: Fine, Rail Position: +3m Entire



BRISBANE
RACING CLUB

Section	Overall	1200m	1000m	800m	600m	400m	200m
Section Times	1:20.52 [7] (0:10.87)	1:09.65 [2] (0:10.63)	0:59.02 [2] (0:11.07)	0:47.95 [1] (0:11.91)	0:36.04 [1] (0:11.96)	0:24.08 [2] (0:11.59)	0:12.49 [5] (0:12.49)
Average Speed [km/h]	49.5	67.8	65.4	60.8	60.7	62.0	57.9
Top Speed [km/h]	66.3	68.7	67.7	63.3	62.9	63.5	60.5
Avg. Dist. to Rail [m]	8.8	3.8	1.8	1.8	0.9	0.6	2.5
Avg. Stride Freq. [Hz]	2.3	2.4	2.3	2.2	2.2	2.3	2.2
Avg. Stride Length [m]	5.9	7.9	7.8	7.6	7.6	7.5	7.2



- [] Ranking at each section and finish
- .-.- No data available at this section
- NA No data available



Horse/Jockey Name	Sheza Chiquitita
Final Rank	8
Fastest Section Time (Section)	0:10.69 (1200m)
Top Speed [km/h] (Section)	68.6 (1200m)
Race State	Finished

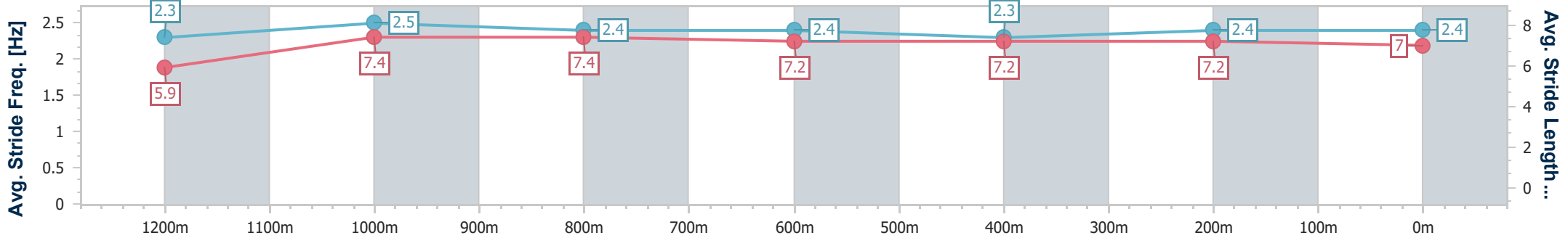
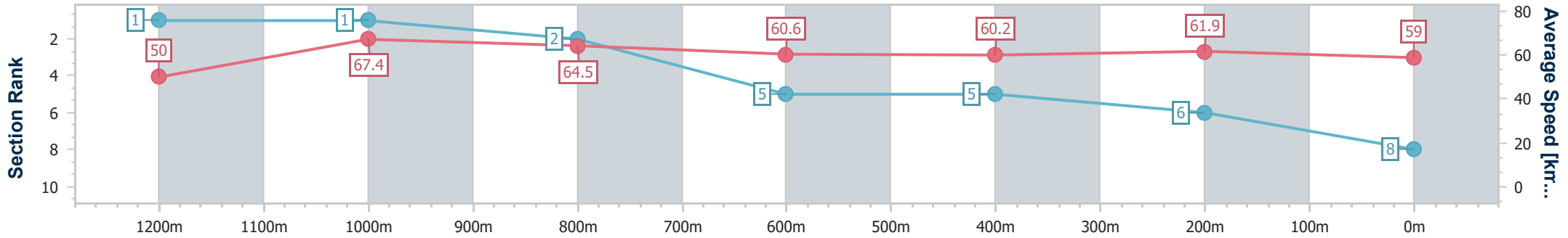


Doomben QLD Professional
Race 1: BECOME A BRC MEMBER QTIS Three-Year-Old Handicap - 1350m
 24 August 2024 - 11:55
 Track Rating: Soft 5, Weather: Fine, Rail Position: +3m Entire



BRISBANE
RACING CLUB

Section	Overall	1200m	1000m	800m	600m	400m	200m
Section Times	1:20.61 [8] (0:10.81)	1:09.80 [1] (0:10.69)	0:59.11 [1] (0:11.19)	0:47.92 [2] (0:11.96)	0:35.96 [5] (0:12.12)	0:23.84 [5] (0:11.63)	0:12.21 [6] (0:12.21)
Average Speed [km/h]	50.0	67.4	64.5	60.6	60.2	61.9	59.0
Top Speed [km/h]	66.6	68.6	67.8	62.8	62.1	63.4	61.5
Avg. Dist. to Rail [m]	5.3	1.9	1.3	1.8	1.7	2.1	2.7
Avg. Stride Freq. [Hz]	2.3	2.5	2.4	2.4	2.3	2.4	2.4
Avg. Stride Length [m]	5.9	7.4	7.4	7.2	7.2	7.2	7.0



- [] Ranking at each section and finish
- .-.- No data available at this section
- NA No data available



Horse/Jockey Name	Cherry Lips
Final Rank	9
Fastest Section Time (Section)	0:10.87 (1200m)
Top Speed [km/h] (Section)	66.9 (1200m)
Race State	Finished

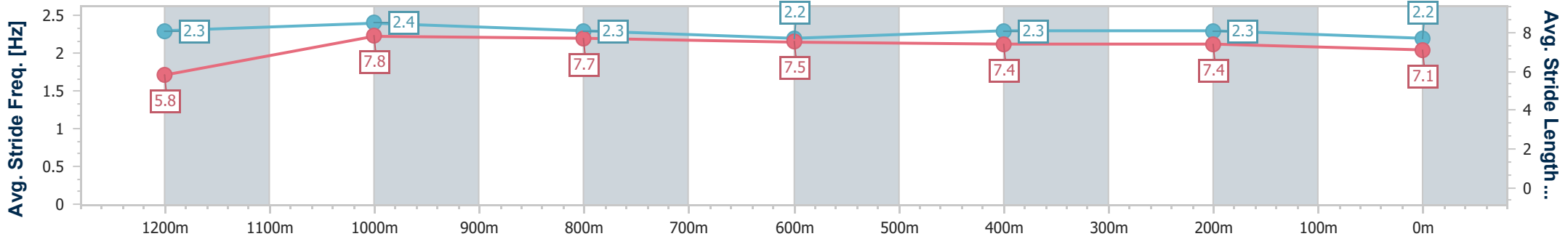
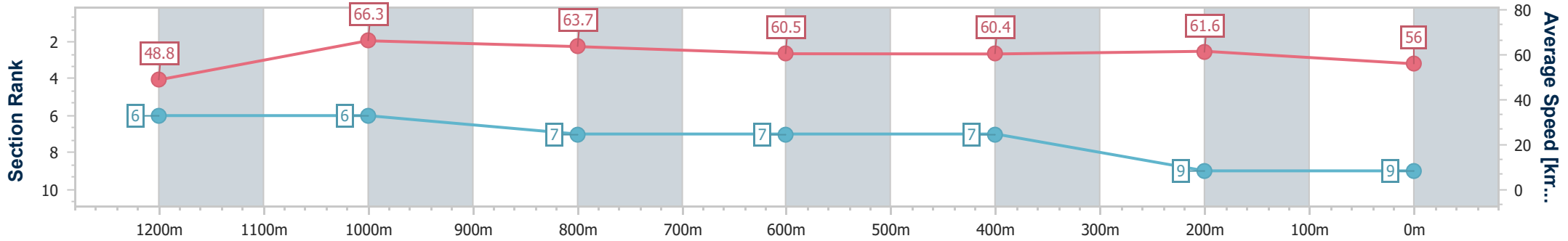


Doomben QLD Professional
Race 1: BECOME A BRC MEMBER QTIS Three-Year-Old Handicap - 1350m
 24 August 2024 - 11:55
 Track Rating: Soft 5, Weather: Fine, Rail Position: +3m Entire



BRISBANE
RACING CLUB

Section	Overall	1200m	1000m	800m	600m	400m	200m
Section Times	1:21.41 [9] (0:11.07)	1:10.34 [6] (0:10.87)	0:59.47 [6] (0:11.26)	0:48.21 [7] (0:11.89)	0:36.32 [7] (0:11.89)	0:24.43 [7] (0:11.61)	0:12.82 [9] (0:12.82)
Average Speed [km/h]	48.8	66.3	63.7	60.5	60.4	61.6	56.0
Top Speed [km/h]	65.0	66.9	66.5	61.1	61.9	63.3	60.0
Avg. Dist. to Rail [m]	1.3	0.6	0.5	0.3	1.0	2.4	2.6
Avg. Stride Freq. [Hz]	2.3	2.4	2.3	2.2	2.3	2.3	2.2
Avg. Stride Length [m]	5.8	7.8	7.7	7.5	7.4	7.4	7.1



- [] Ranking at each section and finish
- .-.- No data available at this section
- NA No data available



Doomben QLD Professional

Race 2: CASCADE BENCHMARK 70 Handicap - 1615m

24 August 2024 - 12:29



BRISBANE
RACING CLUB

Track Rating: Soft 5, Weather: Fine, Rail Position: +3m Entire

Section													Overall	1400m	1200m	1000m	800m	600m	400m	Last 600m
Field Times													1:36.15 (0:14.55)	1:21.60 (0:11.20)	1:10.40 (0:11.16)	0:59.24 (0:11.49)	0:47.75 (0:11.83)	0:35.92 (0:11.95)	0:23.97 (0:11.92)	0:35.92
Rank	TAB	Horse/Jockey	Barrier	Top Speed [km/h]	Fastest Section								Distance Travelled [m]							
1	5	VICTORY WIN Jag Guthmann-Chester	3	65.5 400m	0:11.33 400m	1:36.15 [1] (0:15.19)	1:20.96 [8] (0:11.44)	1:09.52 [9] (0:11.47)	0:58.05 [9] (0:11.57)	0:46.48 [8] (0:11.62)	0:34.86 [7] (0:11.66)	0:23.20 [7] (0:11.33)	0:34.86							
2	11	TANNENBURG James Orman	4	66.3 400m	0:11.08 400m	1:36.36 [2] (0:15.46)	1:20.90 [11] (0:11.56)	1:09.34 [11] (0:11.60)	0:57.74 [11] (0:11.62)	0:46.12 [13] (0:11.65)	0:34.47 [12] (0:11.57)	0:22.90 [11] (0:11.08)	0:34.47	-4						
3	3	FLEUR DU MONDE Ryan Maloney	10	65.1 1200m	0:11.39 1400m	1:36.78 [3] (0:15.20)	1:21.58 [9] (0:11.39)	1:10.19 [8] (0:11.41)	0:58.78 [8] (0:11.77)	0:47.01 [9] (0:11.60)	0:35.41 [8] (0:11.78)	0:23.63 [9] (0:11.44)	0:35.41	+10						
4	7	TRIPLE MONEY Michael Rodd	15	65.0 1000m	0:11.34 1000m	1:36.88 [4] (0:15.81)	1:21.07 [13] (0:11.44)	1:09.63 [13] (0:11.54)	0:58.09 [13] (0:11.34)	0:46.75 [12] (0:11.81)	0:34.94 [13] (0:11.49)	0:23.45 [10] (0:11.41)	0:34.94	+3						
5	14	KIND WISH Bailey Wheeler	6	65.6 1400m	0:11.34 1400m	1:36.92 [5] (0:14.81)	1:22.11 [3] (0:11.34)	1:10.77 [3] (0:11.44)	0:59.33 [4] (0:11.63)	0:47.70 [3] (0:11.66)	0:36.04 [3] (0:11.61)	0:24.43 [4] (0:11.61)	0:36.04	+2						
6	10	MORE TROUBLE Damien Thornton	7	66.2 1400m	0:11.31 1400m	1:37.01 [6] (0:14.86)	1:22.15 [4] (0:11.31)	1:10.84 [4] (0:11.38)	0:59.46 [3] (0:11.72)	0:47.74 [4] (0:11.68)	0:36.06 [4] (0:11.51)	0:24.55 [3] (0:11.77)	0:36.06	+6						
7	15	MOOTESSA Nikita Beriman	14	64.2 1000m	0:11.50 1400m	1:37.16 [7] (0:15.30)	1:21.86 [10] (0:11.50)	1:10.36 [10] (0:11.52)	0:58.84 [10] (0:11.53)	0:47.31 [10] (0:11.72)	0:35.59 [10] (0:11.57)	0:24.02 [8] (0:11.58)	0:35.59	+6						
8	9	FREE CARRY Emily Lang	12	66.0 1200m	0:11.16 1200m	1:37.24 [8] (0:14.55)	1:22.69 [1] (0:11.20)	1:11.49 [1] (0:11.16)	1:00.33 [1] (0:11.49)	0:48.84 [1] (0:11.83)	0:37.01 [1] (0:11.95)	0:25.06 [1] (0:11.96)	0:37.01	+1						
9	13	PICK ZA BEANS Andrew Mallyon	5	65.0 1200m	0:11.38 1200m	1:37.51 [9] (0:14.97)	1:22.54 [6] (0:11.52)	1:11.02 [7] (0:11.38)	0:59.64 [6] (0:11.73)	0:47.91 [7] (0:11.64)	0:36.27 [6] (0:11.62)	0:24.65 [6] (0:11.79)	0:36.27	+4						
10	8	CASSIA LANE Tahlia Fenlon	9	64.6 1000m	0:11.39 1000m	1:37.56 [10] (0:15.59)	1:21.97 [12] (0:11.56)	1:10.41 [12] (0:11.48)	0:58.93 [12] (0:11.39)	0:47.54 [11] (0:11.82)	0:35.72 [11] (0:11.66)	0:24.06 [12] (0:11.61)	0:35.72	+9						

Scratched: Nishikori (#2), Sizzling Gal (#1), Perfect Encounter (#4), Diana's Affair (#17)

Report Created: Sat 24 August 2024 12:53 GMT+1 (Note: Timing is based on position data)

Page 1/17

[] Ranking at each section and finish
 -:-:- No data available at this section
 NA No data available

SCN Saddle cloth number
 DNF Did not finish
 DNT Did not track

data processed by TRIPLESDATA



Doomben QLD Professional

Race 2: CASCADE BENCHMARK 70 Handicap - 1615m

24 August 2024 - 12:29



BRISBANE
RACING CLUB

Track Rating: Soft 5, Weather: Fine, Rail Position: +3m Entire

Section	Overall	1400m	1200m	1000m	800m	600m	400m	Last 600m
Field Times	1:36.15 (0:14.55)	1:21.60 (0:11.20)	1:10.40 (0:11.16)	0:59.24 (0:11.49)	0:47.75 (0:11.83)	0:35.92 (0:11.95)	0:23.97 (0:11.92)	0:35.92

Rank	TAB	Horse/Jockey	Barrier	Top Speed [km/h]	Fastest Section	Overall	1400m	1200m	1000m	800m	600m	400m	Last 600m	Distance Travelled [m]
11	12	TAMBOURINE MAN Melea Castle	13	67.5 1400m	0:11.06 1400m	1:37.56 [11] (0:14.72)	1:22.84 [2] (0:11.06)	1:11.78 [2] (0:11.21)	1:00.57 [2] (0:11.43)	0:49.14 [2] (0:11.82)	0:37.32 [2] (0:11.97)	0:25.35 [2] (0:12.11)	0:37.32	+1
12	16	IMPERIAL HILTON Courtney Bellamy	1	65.3 Overall	0:11.32 1400m	1:38.40 [12] (0:15.04)	1:23.36 [7] (0:11.32)	1:12.04 [5] (0:11.44)	1:00.60 [5] (0:11.67)	0:48.93 [5] (0:11.73)	0:37.20 [5] (0:11.66)	0:25.54 [5] (0:12.13)	0:37.20	-5
13	6	SPILL THE SECRET Noel Callow	8	64.1 1000m	0:11.49 1200m	1:41.88 [13] (0:14.91)	1:26.97 [5] (0:11.52)	1:15.45 [6] (0:11.49)	1:03.96 [7] (0:11.62)	0:52.34 [6] (0:11.98)	0:40.36 [9] (0:12.27)	0:28.09 [13] (0:13.05)	0:40.36	+14

Scratched: Nishikori (#2), Sizzling Gal (#1), Perfect Encounter (#4), Diana's Affair (#17)

[] Ranking at each section and finish
 -:-:- No data available at this section
 NA No data available

SCN Saddle cloth number
 DNF Did not finish
 DNT Did not track



Doomben QLD Professional

Race 2: CASCADE BENCHMARK 70 Handicap - 1615m

24 August 2024 - 12:29



BRISBANE
RACING CLUB

Track Rating: Soft 5, Weather: Fine, Rail Position: +3m Entire

Section				200m				Last 600m	
Field Times				0:12.05 (0:12.05)				0:35.92	
Rank	TAB	Horse/Jockey	Barrier	Top Speed [km/h]	Fastest Section	Margin			Distance Travelled [m]
1	5	VICTORY WIN Jag Guthmann-Chester	3	65.5 400m	0:11.33 400m	0:11.87 [4] (0:11.87)	1:36.15		0:34.86
2	11	TANNENBURG James Orman	4	66.3 400m	0:11.08 400m	0:11.82 [6] (0:11.82)	1.28L		0:34.47 -4
3	3	FLEUR DU MONDE Ryan Maloney	10	65.1 1200m	0:11.39 1400m	0:12.19 [7] (0:12.19)	3.73L		0:35.41 +10
4	7	TRIPLE MONEY Michael Rodd	15	65.0 1000m	0:11.34 1000m	0:12.04 [10] (0:12.04)	4.28L		0:34.94 +3
5	14	KIND WISH Bailey Wheeler	6	65.6 1400m	0:11.34 1400m	0:12.82 [1] (0:12.82)	4.55L		0:36.04 +2
6	10	MORE TROUBLE Damien Thornton	7	66.2 1400m	0:11.31 1400m	0:12.78 [3] (0:12.78)	5.06L		0:36.06 +6
7	15	MOOTESSA Nikita Beriman	14	64.2 1000m	0:11.50 1400m	0:12.44 [9] (0:12.44)	5.96L		0:35.59 +6
8	9	FREE CARRY Emily Lang	12	66.0 1200m	0:11.16 1200m	0:13.10 [2] (0:13.10)	6.41L		0:37.01 +1
9	13	PICK ZA BEANS Andrew Mallyon	5	65.0 1200m	0:11.38 1200m	0:12.86 [8] (0:12.86)	8L		0:36.27 +4
10	8	CASSIA LANE Tahlia Fenlon	9	64.6 1000m	0:11.39 1000m	0:12.45 [12] (0:12.45)	8.32L		0:35.72 +9

Scratched: Nishikori (#2), Sizzling Gal (#1), Perfect Encounter (#4), Diana's Affair (#17)

Report Created: Sat 24 August 2024 12:53 GMT+1 (Note: Timing is based on position data)

Page 3/17

[] Ranking at each section and finish
 -:-:- No data available at this section
 NA No data available

SCN Saddle cloth number
 DNF Did not finish
 DNT Did not track

data processed by  **TRIPLES DATA**



Doomben QLD Professional

Race 2: CASCADE BENCHMARK 70 Handicap - 1615m

24 August 2024 - 12:29



BRISBANE
RACING CLUB

Track Rating: Soft 5, Weather: Fine, Rail Position: +3m Entire

Section				200m				Last 600m	
Field Times				0:12.05 (0:12.05)				0:35.92	
Rank	TAB	Horse/Jockey	Barrier	Top Speed [km/h]	Fastest Section	Margin			Distance Travelled [m]
11	12	TAMBOURINE MAN Melea Castle	13	67.5 1400m	0:11.06 1400m	0:13.24 [5] (0:13.24)	8.34L		0:37.32 +1
12	16	IMPERIAL HILTON Courtney Bellamy	1	65.3 Overall	0:11.32 1400m	0:13.41 [11] (0:13.41)	13.25L		0:37.20 -5
13	6	SPILL THE SECRET Noel Callow	8	64.1 1000m	0:11.49 1200m	0:15.04 [13] (0:15.04)	33.72L		0:40.36 +14

Scratched: Nishikori (#2), Sizzling Gal (#1), Perfect Encounter (#4), Diana's Affair (#17)



Horse/Jockey Name	Victory Win
Final Rank	1
Fastest Section Time (Section)	0:11.33 (400m)
Top Speed [km/h] (Section)	65.5 (400m)
Race State	Finished



Doomben QLD Professional

Race 2: CASCADE BENCHMARK 70 Handicap - 1615m

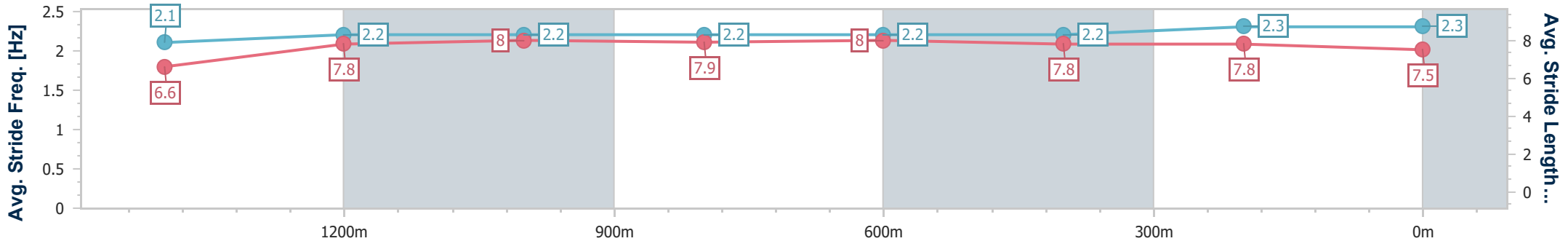
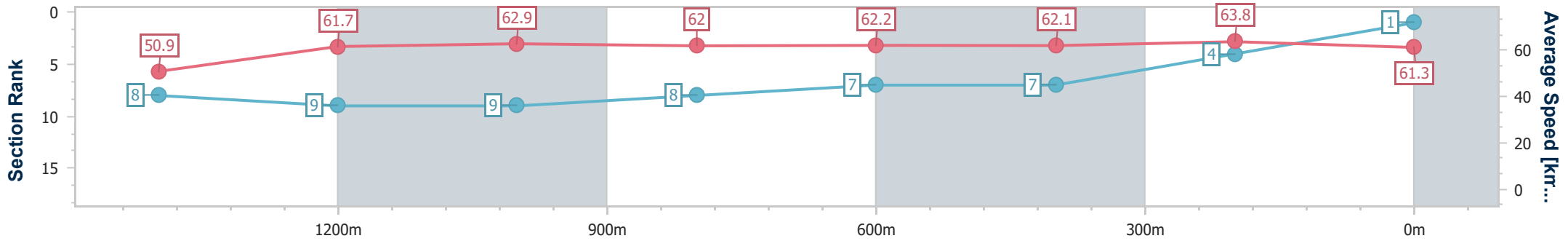
24 August 2024 - 12:29

Track Rating: Soft 5, Weather: Fine, Rail Position: +3m Entire



BRISBANE RACING CLUB

Section	Overall	1400m	1200m	1000m	800m	600m	400m	200m
Section Times	1:36.15 [1] (0:15.19)	1:20.96 [8] (0:11.44)	1:09.52 [9] (0:11.47)	0:58.05 [9] (0:11.57)	0:46.48 [8] (0:11.62)	0:34.86 [7] (0:11.66)	0:23.20 [7] (0:11.33)	0:11.87 [4] (0:11.87)
Average Speed [km/h]	50.9	61.7	62.9	62.0	62.2	62.1	63.8	61.3
Top Speed [km/h]	63.4	62.8	64.3	64.3	62.8	63.1	65.5	64.1
Avg. Dist. to Rail [m]	1.2	2.5	1.7	1.2	0.6	1.1	3.6	4.1
Avg. Stride Freq. [Hz]	2.1	2.2	2.2	2.2	2.2	2.2	2.3	2.3
Avg. Stride Length [m]	6.6	7.8	8.0	7.9	8.0	7.8	7.8	7.5



- [] Ranking at each section and finish
- .-.- No data available at this section
- NA No data available



Horse/Jockey Name	Tannenburg
Final Rank	2
Fastest Section Time (Section)	0:11.08 (400m)
Top Speed [km/h] (Section)	66.3 (400m)
Race State	Finished



Doomben QLD Professional

Race 2: CASCADE BENCHMARK 70 Handicap - 1615m

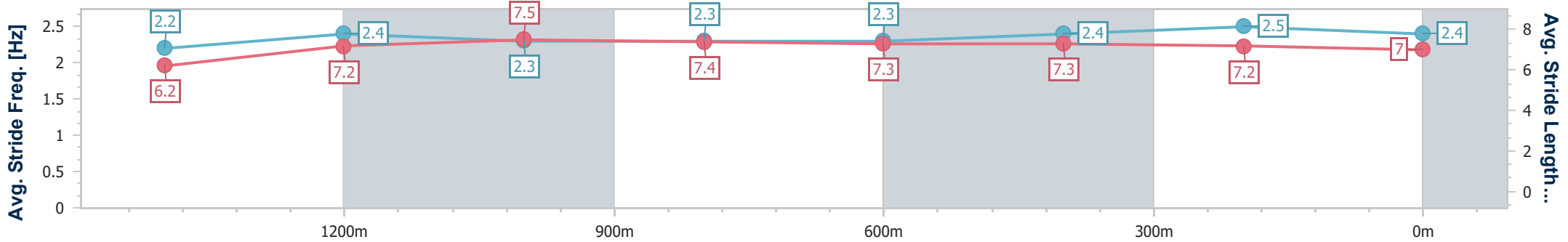
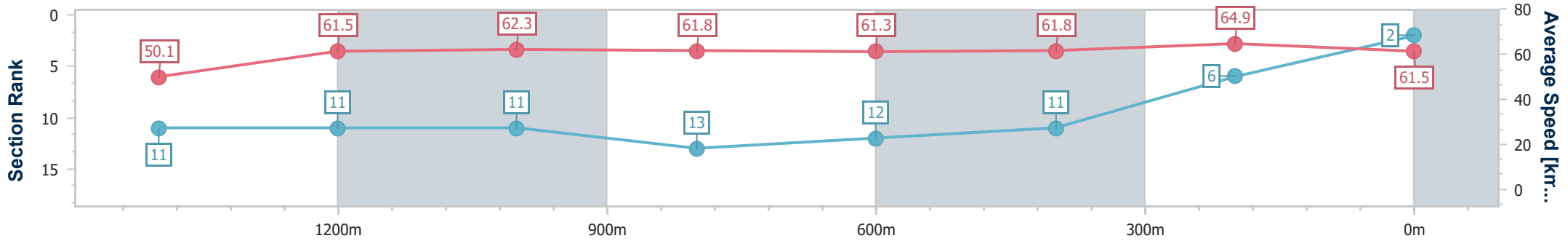
24 August 2024 - 12:29

Track Rating: Soft 5, Weather: Fine, Rail Position: +3m Entire



BRISBANE RACING CLUB

Section	Overall	1400m	1200m	1000m	800m	600m	400m	200m
Section Times	1:36.36 [2] (0:15.46)	1:20.90 [11] (0:11.56)	1:09.34 [11] (0:11.60)	0:57.74 [11] (0:11.62)	0:46.12 [13] (0:11.65)	0:34.47 [12] (0:11.57)	0:22.90 [11] (0:11.08)	0:11.82 [6]
Average Speed [km/h]	50.1	61.5	62.3	61.8	61.3	61.8	64.9	61.5
Top Speed [km/h]	64.4	64.6	64.1	64.9	63.5	63.3	66.3	64.9
Avg. Dist. to Rail [m]	1.1	1.2	0.4	0.8	1.1	1.1	0.9	0.9
Avg. Stride Freq. [Hz]	2.2	2.4	2.3	2.3	2.3	2.4	2.5	2.4
Avg. Stride Length [m]	6.2	7.2	7.5	7.4	7.3	7.3	7.2	7.0



- [] Ranking at each section and finish
- .-.- No data available at this section
- NA No data available



Horse/Jockey Name	Fleur Du Monde
Final Rank	3
Fastest Section Time (Section)	0:11.39 (1400m)
Top Speed [km/h] (Section)	65.1 (1200m)
Race State	Finished



Doomben QLD Professional

Race 2: CASCADE BENCHMARK 70 Handicap - 1615m

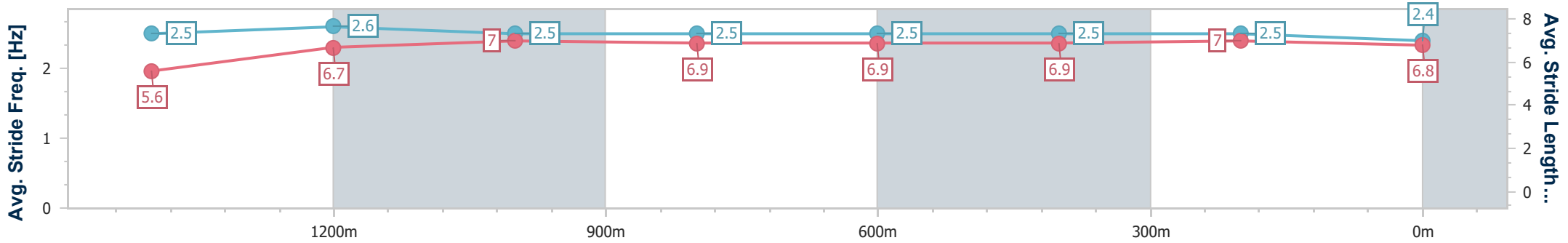
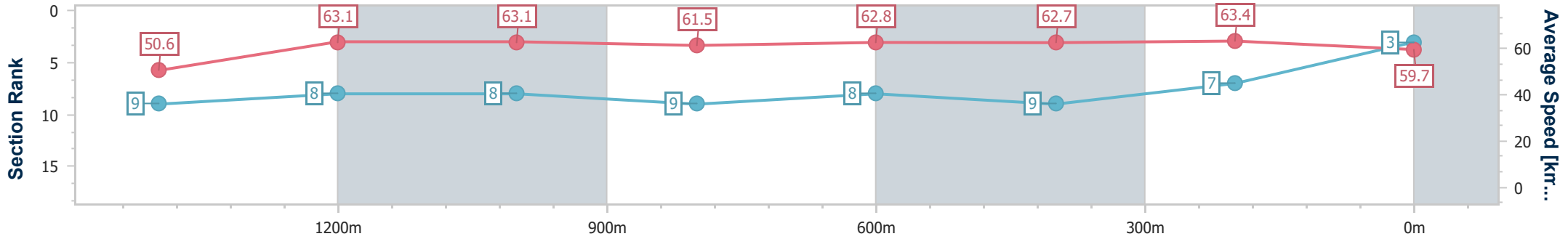
24 August 2024 - 12:29

Track Rating: Soft 5, Weather: Fine, Rail Position: +3m Entire



BRISBANE RACING CLUB

Section	Overall	1400m	1200m	1000m	800m	600m	400m	200m
Section Times	1:36.78 [3] (0:15.20)	1:21.58 [9] (0:11.39)	1:10.19 [8] (0:11.41)	0:58.78 [8] (0:11.77)	0:47.01 [9] (0:11.60)	0:35.41 [8] (0:11.78)	0:23.63 [9] (0:11.44)	0:12.19 [7] (0:12.19)
Average Speed [km/h]	50.6	63.1	63.1	61.5	62.8	62.7	63.4	59.7
Top Speed [km/h]	65.0	65.0	65.1	64.4	64.5	64.5	64.5	61.5
Avg. Dist. to Rail [m]	3.4	0.7	0.4	1.3	3.0	4.7	4.1	3.9
Avg. Stride Freq. [Hz]	2.5	2.6	2.5	2.5	2.5	2.5	2.5	2.4
Avg. Stride Length [m]	5.6	6.7	7.0	6.9	6.9	6.9	7.0	6.8



- [] Ranking at each section and finish
- .-.-.- No data available at this section
- NA No data available



Horse/Jockey Name	Triple Money
Final Rank	4
Fastest Section Time (Section)	0:11.34 (1000m)
Top Speed [km/h] (Section)	65.0 (1000m)
Race State	Finished

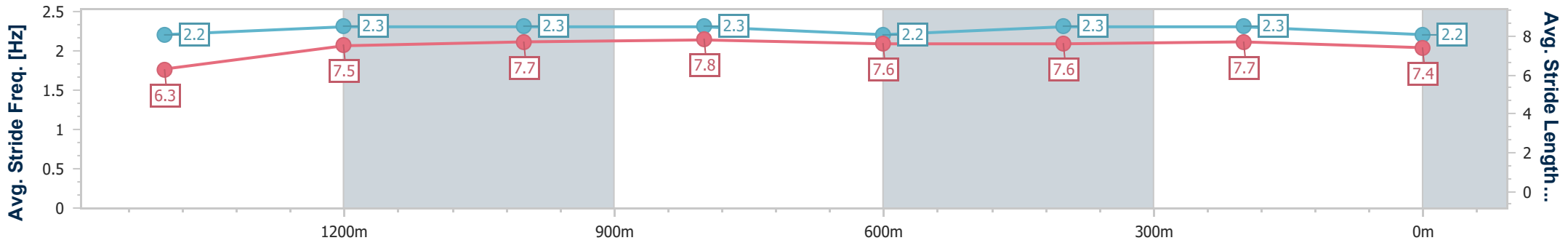
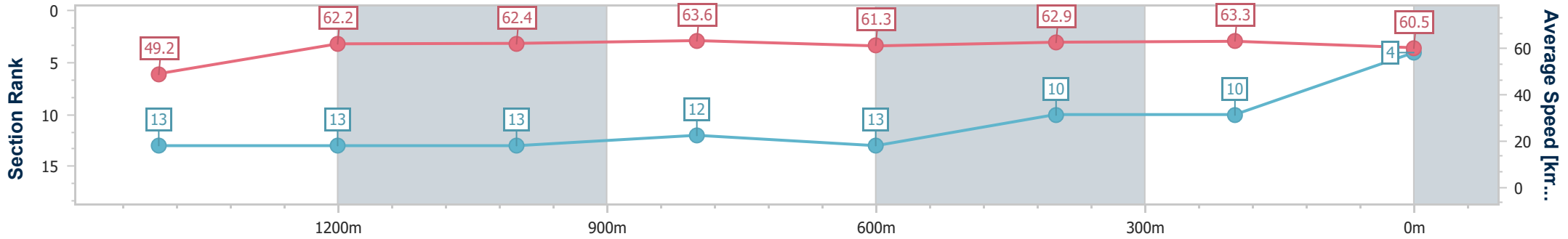


Doomben QLD Professional
Race 2: CASCADE BENCHMARK 70 Handicap - 1615m
 24 August 2024 - 12:29
 Track Rating: Soft 5, Weather: Fine, Rail Position: +3m Entire



BRISBANE
RACING CLUB

Section	Overall	1400m	1200m	1000m	800m	600m	400m	200m
Section Times	1:36.88 [4] (0:15.81)	1:21.07 [13] (0:11.44)	1:09.63 [13] (0:11.54)	0:58.09 [13] (0:11.34)	0:46.75 [12] (0:11.81)	0:34.94 [13] (0:11.49)	0:23.45 [10] (0:11.41)	0:12.04 [10] (0:12.04)
Average Speed [km/h]	49.2	62.2	62.4	63.6	61.3	62.9	63.3	60.5
Top Speed [km/h]	61.5	64.0	64.2	65.0	63.6	63.6	64.1	62.2
Avg. Dist. to Rail [m]	6.4	1.2	0.7	0.8	0.9	1.1	2.9	2.1
Avg. Stride Freq. [Hz]	2.2	2.3	2.3	2.3	2.2	2.3	2.3	2.2
Avg. Stride Length [m]	6.3	7.5	7.7	7.8	7.6	7.6	7.7	7.4



- [] Ranking at each section and finish
- .-.- No data available at this section
- NA No data available



Horse/Jockey Name	Kind Wish
Final Rank	5
Fastest Section Time (Section)	0:11.34 (1400m)
Top Speed [km/h] (Section)	65.6 (1400m)
Race State	Finished

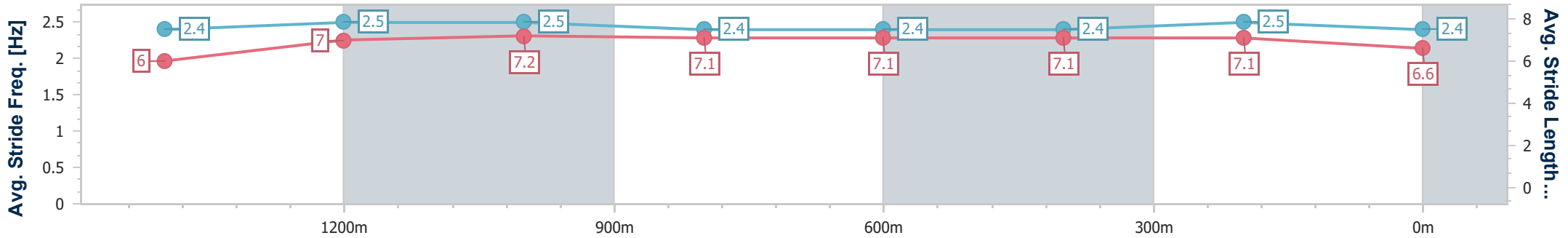
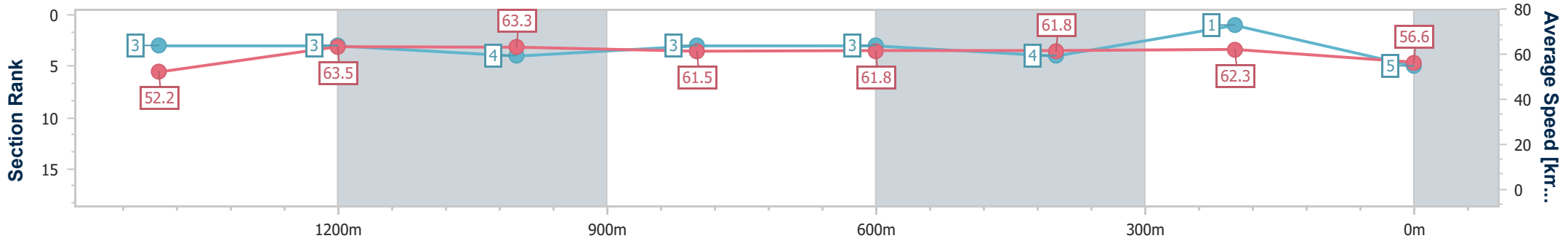


Doomben QLD Professional
Race 2: CASCADE BENCHMARK 70 Handicap - 1615m
 24 August 2024 - 12:29
 Track Rating: Soft 5, Weather: Fine, Rail Position: +3m Entire



BRISBANE
RACING CLUB

Section	Overall	1400m	1200m	1000m	800m	600m	400m	200m
Section Times	1:36.92 [5] (0:14.81)	1:22.11 [3] (0:11.34)	1:10.77 [3] (0:11.44)	0:59.33 [4] (0:11.63)	0:47.70 [3] (0:11.66)	0:36.04 [3] (0:11.61)	0:24.43 [4] (0:11.61)	0:12.82 [1] (0:12.82)
Average Speed [km/h]	52.2	63.5	63.3	61.5	61.8	61.8	62.3	56.6
Top Speed [km/h]	65.4	65.6	64.0	63.6	62.7	62.9	63.6	59.9
Avg. Dist. to Rail [m]	2.0	0.4	0.4	0.7	0.4	0.8	1.8	1.8
Avg. Stride Freq. [Hz]	2.4	2.5	2.5	2.4	2.4	2.4	2.5	2.4
Avg. Stride Length [m]	6.0	7.0	7.2	7.1	7.1	7.1	7.1	6.6



- [] Ranking at each section and finish
- .-.-.- No data available at this section
- NA No data available



Horse/Jockey Name	More Trouble
Final Rank	6
Fastest Section Time (Section)	0:11.31 (1400m)
Top Speed [km/h] (Section)	66.2 (1400m)
Race State	Finished



Doomben QLD Professional

Race 2: CASCADE BENCHMARK 70 Handicap - 1615m

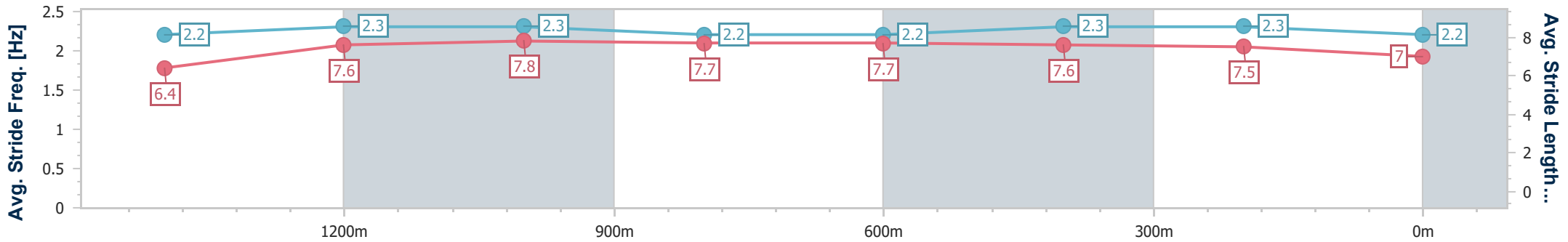
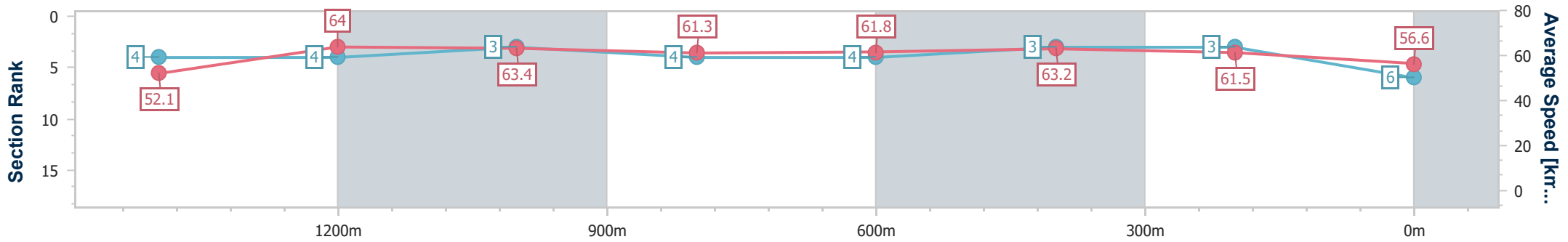
24 August 2024 - 12:29

Track Rating: Soft 5, Weather: Fine, Rail Position: +3m Entire



BRISBANE RACING CLUB

Section	Overall	1400m	1200m	1000m	800m	600m	400m	200m
Section Times	1:37.01 [6] (0:14.86)	1:22.15 [4] (0:11.31)	1:10.84 [4] (0:11.38)	0:59.46 [3] (0:11.72)	0:47.74 [4] (0:11.68)	0:36.06 [4] (0:11.51)	0:24.55 [3] (0:11.77)	0:12.78 [3] (0:12.78)
Average Speed [km/h]	52.1	64.0	63.4	61.3	61.8	63.2	61.5	56.6
Top Speed [km/h]	65.5	66.2	64.0	63.1	62.7	64.3	63.2	60.4
Avg. Dist. to Rail [m]	2.8	0.8	0.4	0.3	0.6	1.3	3.9	3.6
Avg. Stride Freq. [Hz]	2.2	2.3	2.3	2.2	2.2	2.3	2.3	2.2
Avg. Stride Length [m]	6.4	7.6	7.8	7.7	7.7	7.6	7.5	7.0



- [] Ranking at each section and finish
- .-.- No data available at this section
- NA No data available



Horse/Jockey Name	Mootessa
Final Rank	7
Fastest Section Time (Section)	0:11.50 (1400m)
Top Speed [km/h] (Section)	64.2 (1000m)
Race State	Finished

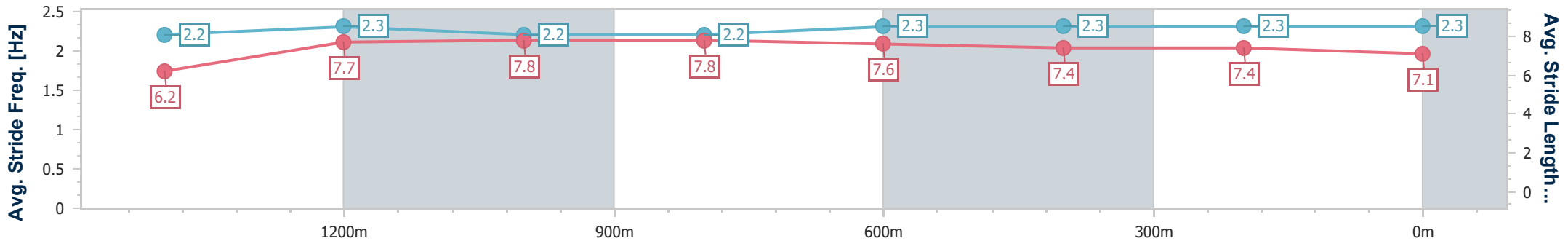
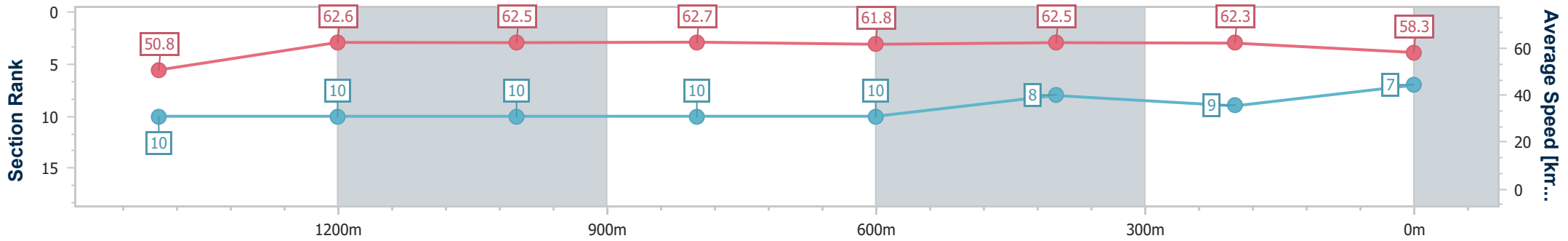


Doomben QLD Professional
Race 2: CASCADE BENCHMARK 70 Handicap - 1615m
 24 August 2024 - 12:29
 Track Rating: Soft 5, Weather: Fine, Rail Position: +3m Entire



BRISBANE
 RACING CLUB

Section	Overall	1400m	1200m	1000m	800m	600m	400m	200m
Section Times	1:37.16 [7] (0:15.30)	1:21.86 [10] (0:11.50)	1:10.36 [10] (0:11.52)	0:58.84 [10] (0:11.53)	0:47.31 [10] (0:11.72)	0:35.59 [10] (0:11.57)	0:24.02 [8] (0:11.58)	0:12.44 [9] (0:12.44)
Average Speed [km/h]	50.8	62.6	62.5	62.7	61.8	62.5	62.3	58.3
Top Speed [km/h]	63.0	63.8	63.2	64.2	63.3	63.2	63.5	61.5
Avg. Dist. to Rail [m]	5.5	0.5	0.9	0.7	1.0	1.0	4.0	5.2
Avg. Stride Freq. [Hz]	2.2	2.3	2.2	2.2	2.3	2.3	2.3	2.3
Avg. Stride Length [m]	6.2	7.7	7.8	7.8	7.6	7.4	7.4	7.1



- [] Ranking at each section and finish
- .-.- No data available at this section
- NA No data available



Horse/Jockey Name	Free Carry
Final Rank	8
Fastest Section Time (Section)	0:11.16 (1200m)
Top Speed [km/h] (Section)	66.0 (1200m)
Race State	Finished



Doomben QLD Professional

Race 2: CASCADE BENCHMARK 70 Handicap - 1615m

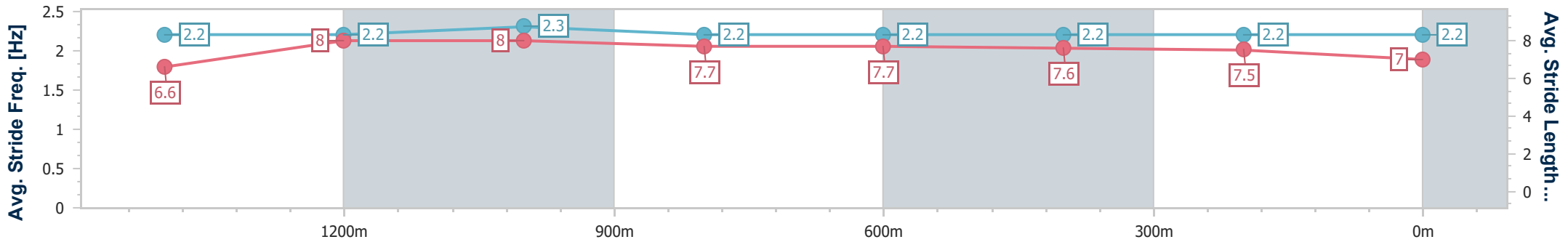
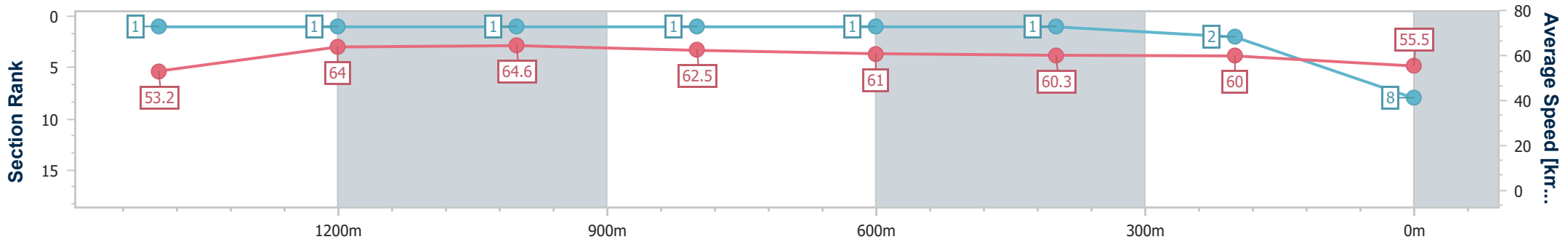
24 August 2024 - 12:29

Track Rating: Soft 5, Weather: Fine, Rail Position: +3m Entire



BRISBANE RACING CLUB

Section	Overall	1400m	1200m	1000m	800m	600m	400m	200m
Section Times	1:37.24 [8] (0:14.55)	1:22.69 [1] (0:11.20)	1:11.49 [1] (0:11.16)	1:00.33 [1] (0:11.49)	0:48.84 [1] (0:11.83)	0:37.01 [1] (0:11.95)	0:25.06 [1] (0:11.96)	0:13.10 [2] (0:13.10)
Average Speed [km/h]	53.2	64.0	64.6	62.5	61.0	60.3	60.0	55.5
Top Speed [km/h]	64.3	64.7	66.0	64.5	61.9	61.0	60.8	58.9
Avg. Dist. to Rail [m]	5.2	0.8	0.6	0.8	0.6	0.3	1.0	1.1
Avg. Stride Freq. [Hz]	2.2	2.2	2.3	2.2	2.2	2.2	2.2	2.2
Avg. Stride Length [m]	6.6	8.0	8.0	7.7	7.7	7.6	7.5	7.0



- [] Ranking at each section and finish
- .-.- No data available at this section
- NA No data available



Horse/Jockey Name	Pick Za Beans
Final Rank	9
Fastest Section Time (Section)	0:11.38 (1200m)
Top Speed [km/h] (Section)	65.0 (1200m)
Race State	Finished



Doomben QLD Professional

Race 2: CASCADE BENCHMARK 70 Handicap - 1615m

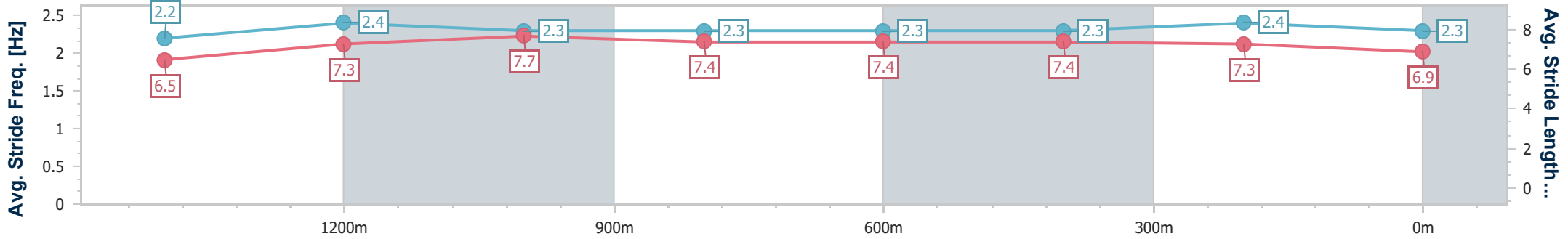
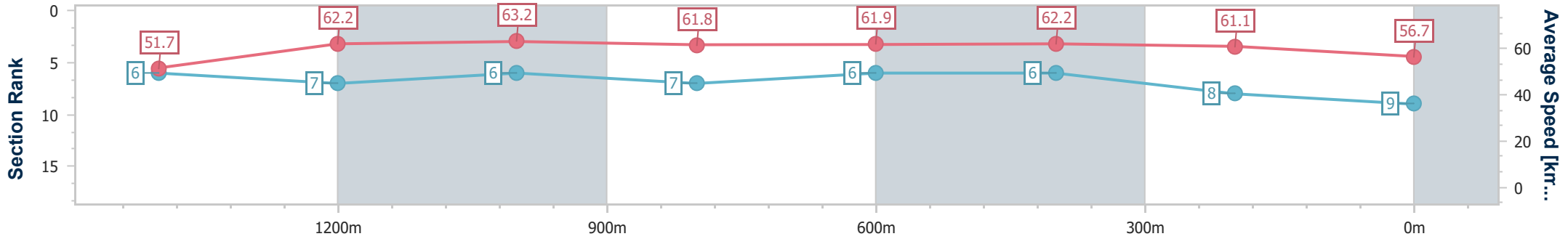
24 August 2024 - 12:29

Track Rating: Soft 5, Weather: Fine, Rail Position: +3m Entire



BRISBANE RACING CLUB

Section	Overall	1400m	1200m	1000m	800m	600m	400m	200m
Section Times	1:37.51 [9] (0:14.97)	1:22.54 [6] (0:11.52)	1:11.02 [7] (0:11.38)	0:59.64 [6] (0:11.73)	0:47.91 [7] (0:11.64)	0:36.27 [6] (0:11.62)	0:24.65 [6] (0:11.79)	0:12.86 [8] (0:12.86)
Average Speed [km/h]	51.7	62.2	63.2	61.8	61.9	62.2	61.1	56.7
Top Speed [km/h]	64.4	63.7	65.0	63.6	63.2	62.8	62.3	59.3
Avg. Dist. to Rail [m]	1.5	0.5	1.7	0.9	0.6	0.7	2.9	2.6
Avg. Stride Freq. [Hz]	2.2	2.4	2.3	2.3	2.3	2.3	2.4	2.3
Avg. Stride Length [m]	6.5	7.3	7.7	7.4	7.4	7.4	7.3	6.9



- [] Ranking at each section and finish
- .-.- No data available at this section
- NA No data available



Horse/Jockey Name	Cassia Lane
Final Rank	10
Fastest Section Time (Section)	0:11.39 (1000m)
Top Speed [km/h] (Section)	64.6 (1000m)
Race State	Finished

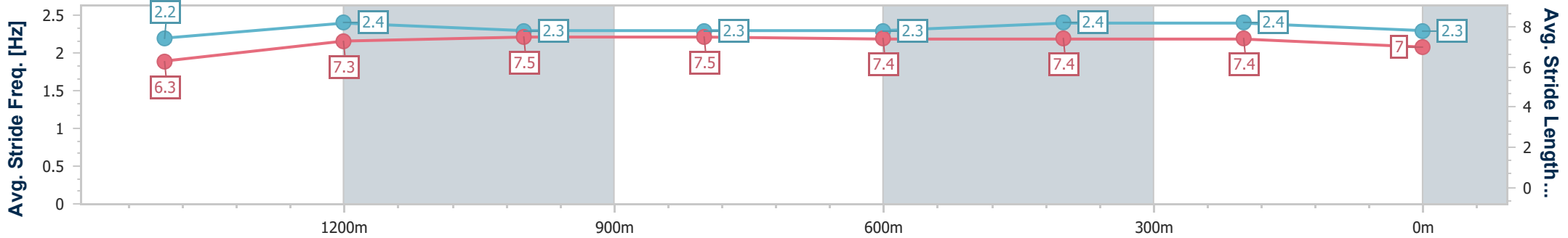
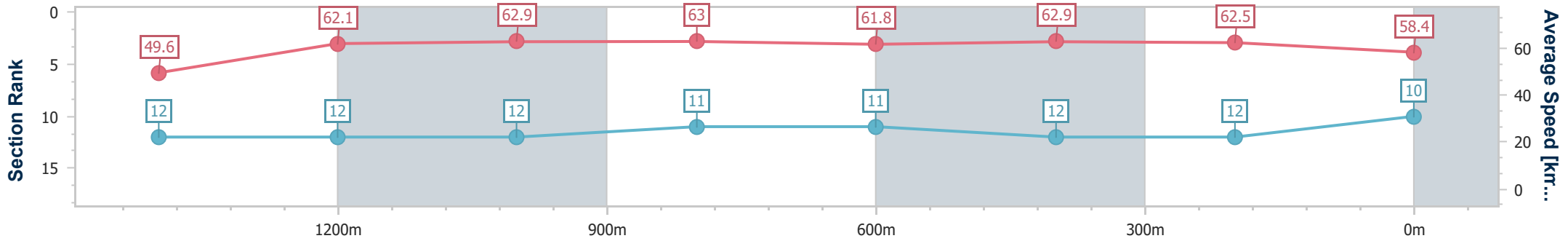


Doomben QLD Professional
Race 2: CASCADE BENCHMARK 70 Handicap - 1615m
 24 August 2024 - 12:29
 Track Rating: Soft 5, Weather: Fine, Rail Position: +3m Entire



BRISBANE
RACING CLUB

Section	Overall	1400m	1200m	1000m	800m	600m	400m	200m
Section Times	1:37.56 [10] (0:15.59)	1:21.97 [12] (0:11.56)	1:10.41 [12] (0:11.48)	0:58.93 [12] (0:11.39)	0:47.54 [11] (0:11.82)	0:35.72 [11] (0:11.66)	0:24.06 [12] (0:11.61)	0:12.45 [12] (0:12.45)
Average Speed [km/h]	49.6	62.1	62.9	63.0	61.8	62.9	62.5	58.4
Top Speed [km/h]	61.4	63.5	63.9	64.6	63.1	63.9	63.2	61.6
Avg. Dist. to Rail [m]	2.4	0.6	0.2	0.4	2.8	3.3	5.0	5.4
Avg. Stride Freq. [Hz]	2.2	2.4	2.3	2.3	2.3	2.4	2.4	2.3
Avg. Stride Length [m]	6.3	7.3	7.5	7.5	7.4	7.4	7.4	7.0



- [] Ranking at each section and finish
- .-.- No data available at this section
- NA No data available



Horse/Jockey Name	Tambourine Man
Final Rank	11
Fastest Section Time (Section)	0:11.06 (1400m)
Top Speed [km/h] (Section)	67.5 (1400m)
Race State	Finished

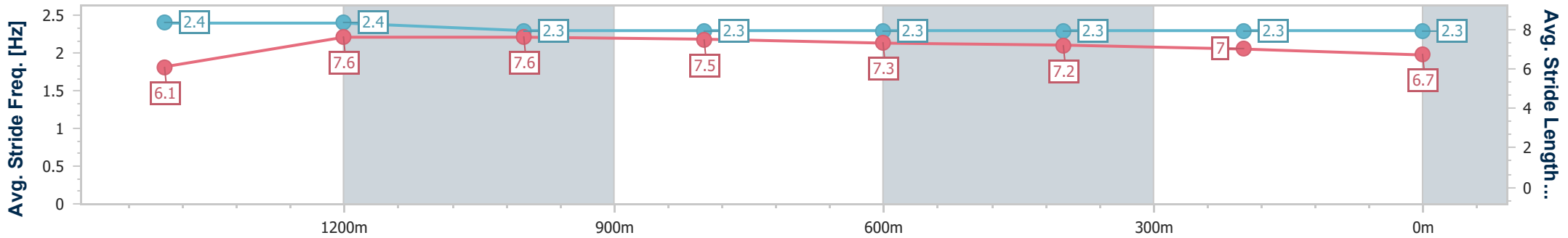
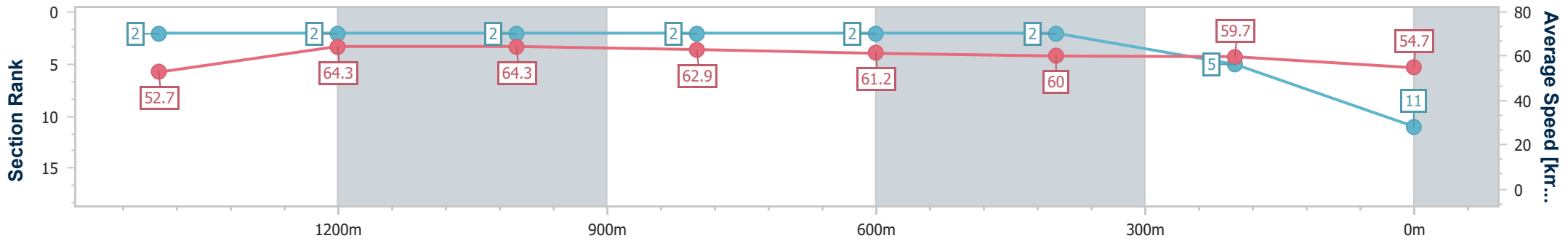


Doomben QLD Professional
Race 2: CASCADE BENCHMARK 70 Handicap - 1615m
 24 August 2024 - 12:29
 Track Rating: Soft 5, Weather: Fine, Rail Position: +3m Entire



BRISBANE
RACING CLUB

Section	Overall	1400m	1200m	1000m	800m	600m	400m	200m
Section Times	1:37.56 [11] (0:14.72)	1:22.84 [2] (0:11.06)	1:11.78 [2] (0:11.21)	1:00.57 [2] (0:11.43)	0:49.14 [2] (0:11.82)	0:37.32 [2] (0:11.97)	0:25.35 [2] (0:12.11)	0:13.24 [5] (0:13.24)
Average Speed [km/h]	52.7	64.3	64.3	62.9	61.2	60.0	59.7	54.7
Top Speed [km/h]	67.4	67.5	64.9	64.7	62.8	61.5	60.9	58.2
Avg. Dist. to Rail [m]	6.2	1.3	0.4	0.6	0.8	0.3	0.6	0.4
Avg. Stride Freq. [Hz]	2.4	2.4	2.3	2.3	2.3	2.3	2.3	2.3
Avg. Stride Length [m]	6.1	7.6	7.6	7.5	7.3	7.2	7.0	6.7



- [] Ranking at each section and finish
- .-.- No data available at this section
- NA No data available



Horse/Jockey Name	Imperial Hilton
Final Rank	12
Fastest Section Time (Section)	0:11.32 (1400m)
Top Speed [km/h] (Section)	65.3 (Overall)
Race State	Finished

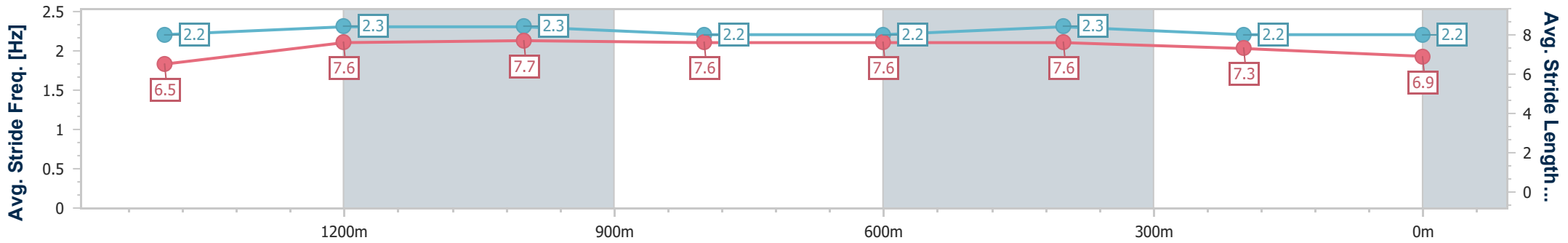
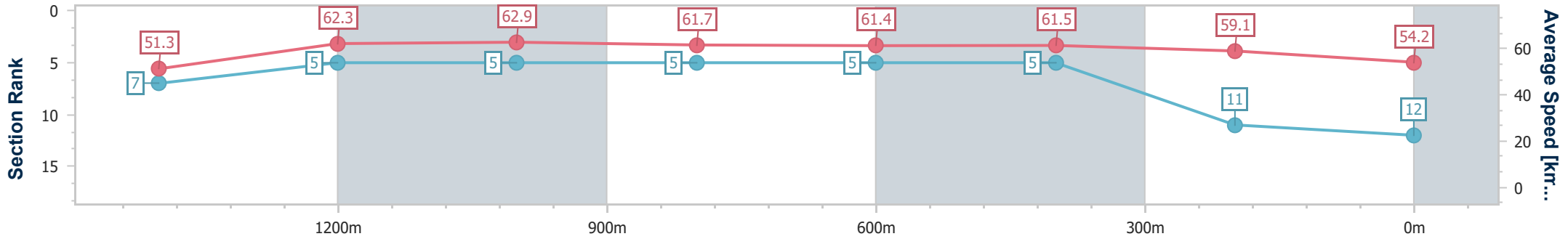


Doomben QLD Professional
Race 2: CASCADE BENCHMARK 70 Handicap - 1615m
 24 August 2024 - 12:29
 Track Rating: Soft 5, Weather: Fine, Rail Position: +3m Entire



BRISBANE
RACING CLUB

Section	Overall	1400m	1200m	1000m	800m	600m	400m	200m
Section Times	1:38.40 [12] (0:15.04)	1:23.36 [7] (0:11.32)	1:12.04 [5] (0:11.44)	1:00.60 [5] (0:11.67)	0:48.93 [5] (0:11.73)	0:37.20 [5] (0:11.66)	0:25.54 [5] (0:12.13)	0:13.41 [11] (0:13.41)
Average Speed [km/h]	51.3	62.3	62.9	61.7	61.4	61.5	59.1	54.2
Top Speed [km/h]	65.3	64.2	64.0	63.2	62.4	62.5	60.6	57.2
Avg. Dist. to Rail [m]	3.5	3.1	0.4	0.1	0.2	0.9	0.8	1.9
Avg. Stride Freq. [Hz]	2.2	2.3	2.3	2.2	2.2	2.3	2.2	2.2
Avg. Stride Length [m]	6.5	7.6	7.7	7.6	7.6	7.6	7.3	6.9



- [] Ranking at each section and finish
- .-.- No data available at this section
- NA No data available



Horse/Jockey Name	Spill The Secret
Final Rank	13
Fastest Section Time (Section)	0:11.49 (1200m)
Top Speed [km/h] (Section)	64.1 (1000m)
Race State	Finished



Doomben QLD Professional

Race 2: CASCADE BENCHMARK 70 Handicap - 1615m

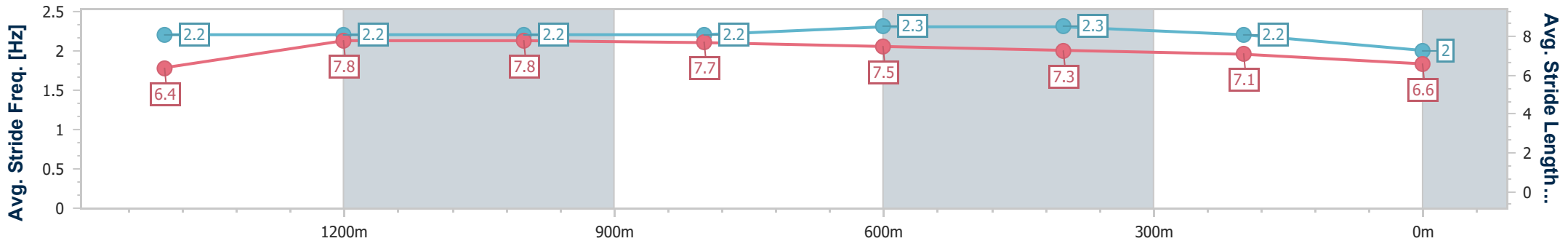
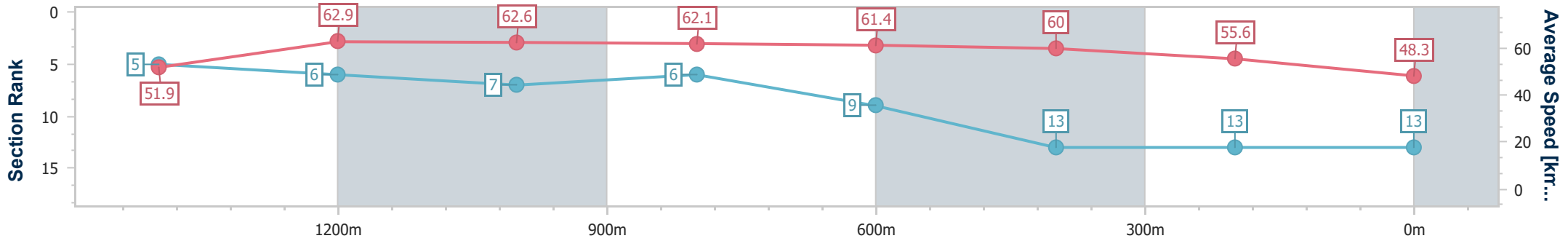
24 August 2024 - 12:29

Track Rating: Soft 5, Weather: Fine, Rail Position: +3m Entire



BRISBANE RACING CLUB

Section	Overall	1400m	1200m	1000m	800m	600m	400m	200m
Section Times	1:41.88 [13] (0:14.91)	1:26.97 [5] (0:11.52)	1:15.45 [6] (0:11.49)	1:03.96 [7] (0:11.62)	0:52.34 [6] (0:11.98)	0:40.36 [9] (0:12.27)	0:28.09 [13] (0:13.05)	0:15.04 [13] (0:15.04)
Average Speed [km/h]	51.9	62.9	62.6	62.1	61.4	60.0	55.6	48.3
Top Speed [km/h]	63.2	64.0	64.0	64.1	63.0	62.6	58.9	51.1
Avg. Dist. to Rail [m]	3.2	1.1	1.4	1.7	3.4	4.0	2.8	0.5
Avg. Stride Freq. [Hz]	2.2	2.2	2.2	2.2	2.3	2.3	2.2	2.0
Avg. Stride Length [m]	6.4	7.8	7.8	7.7	7.5	7.3	7.1	6.6



- [] Ranking at each section and finish
- .-.- No data available at this section
- NA No data available



Doomben QLD Professional

Race 3: COUNTRY MUSIC RACEDAY 7 SEPTEMBER Class 3 Plate - 2200m

24 August 2024 - 13:03



BRISBANE
RACING CLUB

Track Rating: Good 4, Weather: Fine, Rail Position: +3m Entire

Section														
Field Times	Overall	2000m	1800m	1600m	1400m	1200m	1000m	Last 600m						
	2:16.40 (0:14.09)	2:02.31 (0:11.32)	1:50.99 (0:12.35)	1:38.64 (0:12.54)	1:26.10 (0:12.26)	1:13.84 (0:12.25)	1:01.59 (0:12.91)	0:00.00						
Rank	TAB	Horse/Jockey	Barrier	Top Speed [km/h]	Fastest Section								Distance Travelled [m]	
1	6	HECTOR DE MARIS Cejay Graham	4	64.9 2000m	0:11.46 2000m	2:16.40 [1] (0:14.33)	2:02.07 [3] (0:11.46)	1:50.61 [3] (0:12.30)	1:38.31 [5] (0:12.55)	1:25.76 [5] (0:12.27)	1:13.49 [4] (0:12.26)	1:01.23 [5] (0:12.88)	0:35.50	
2	13	PLEADEEL Tahlia Fenlon	10	64.8 400m	0:11.41 400m	2:16.41 [2] (0:14.99)	2:01.42 [9] (0:11.48)	1:49.94 [8] (0:12.19)	1:37.75 [8] (0:12.60)	1:25.15 [8] (0:12.41)	1:12.74 [8] (0:12.16)	1:00.58 [8] (0:12.80)	0:34.94	-1
3	7	INTUITU Damien Thornton	6	65.3 2000m	0:11.42 2000m	2:16.61 [3] (0:14.65)	2:01.96 [6] (0:11.42)	1:50.54 [6] (0:12.22)	1:38.32 [6] (0:12.58)	1:25.74 [6] (0:12.39)	1:13.35 [6] (0:12.15)	1:01.20 [6] (0:12.82)	0:35.61	+6
4	8	OUR ANCHORAGE James Orman	1	66.3 Overall	0:11.29 2000m	2:16.66 [4] (0:14.12)	2:02.54 [2] (0:11.29)	1:51.25 [1] (0:12.35)	1:38.90 [1] (0:12.54)	1:26.36 [1] (0:12.26)	1:14.10 [1] (0:12.25)	1:01.85 [1] (0:12.91)	0:36.15	+0
5	12	OLD SONG Taylor Marshall	2	Data was not able to be tracked for this horse		-:--:-	-:--:-	-:--:-	-:--:-	-:--:-	-:--:-	-:--:-	-:--:-	-----
6	11	SON OF SATONO Trudy Thornton	3	65.4 2000m	0:11.42 2000m	2:16.95 [6] (0:14.09)	2:02.86 [1] (0:11.42)	1:51.44 [2] (0:12.37)	1:39.07 [2] (0:12.55)	1:26.52 [2] (0:12.18)	1:14.34 [2] (0:12.36)	1:01.98 [2] (0:12.88)	0:36.32	+3
7	1	CONTRERAS Michael Rodd	13	63.1 400m	0:11.56 2000m	2:17.32 [7] (0:14.99)	2:02.33 [8] (0:11.56)	1:50.77 [9] (0:12.27)	1:38.50 [9] (0:12.57)	1:25.93 [9] (0:12.55)	1:13.38 [9] (0:12.07)	1:01.31 [9] (0:12.79)	0:35.71	+4
8	4	CASTEL TROSINO Andrew Mallyon	8	63.3 2000m	0:11.55 2000m	2:17.33 [8] (0:14.77)	2:02.56 [7] (0:11.55)	1:51.01 [7] (0:12.31)	1:38.70 [7] (0:12.51)	1:26.19 [7] (0:12.44)	1:13.75 [7] (0:12.07)	1:01.68 [7] (0:12.83)	0:36.02	+7
9	9	SECURITY ADVISOR Melea Castle	9	65.1 2000m	0:11.43 2000m	2:17.42 [9] (0:14.51)	2:02.91 [5] (0:11.43)	1:51.48 [5] (0:12.14)	1:39.34 [4] (0:12.37)	1:26.97 [3] (0:12.17)	1:14.80 [3] (0:12.51)	1:02.29 [3] (0:12.88)	0:36.56	+12
10	10	KENSHIN MARU Nikita Beriman	5	64.8 2000m	0:11.46 2000m	2:17.91 [10] (0:14.38)	2:03.53 [4] (0:11.46)	1:52.07 [4] (0:12.23)	1:39.84 [3] (0:12.54)	1:27.30 [4] (0:12.38)	1:14.92 [5] (0:12.18)	1:02.74 [4] (0:12.89)	0:37.10	+3

Scratched: Glen Massey (#2), Spray Gun (#3), Fioprospero (#5)



Doomben QLD Professional

Race 3: COUNTRY MUSIC RACEDAY 7 SEPTEMBER Class 3 Plate - 2200m

24 August 2024 - 13:03



BRISBANE
RACING CLUB

Track Rating: Good 4, Weather: Fine, Rail Position: +3m Entire

Section										Last 600m	
Field Times				800m	600m	400m	200m			0:00.00	
				0:48.68 (0:12.79)	0:35.89 (0:11.98)	0:23.91 (0:11.76)	0:12.15 (0:12.15)				
Rank	TAB Horse/Jockey	Barrier	Top Speed [km/h]	Fastest Section	Margin				Margin	Distance Travelled [m]	
1	6 HECTOR DE MARIS Cejay Graham	4	64.9 2000m	0:11.46 2000m	0:48.35 [4] (0:12.85)	0:35.50 [5] (0:11.86)	0:23.64 [3] (0:11.64)	0:12.00 [3] (0:12.00)	2:16.40	0:35.50	
2	13 PLEADEEL Tahlia Fenlon	10	64.8 400m	0:11.41 400m	0:47.78 [8] (0:12.84)	0:34.94 [8] (0:11.79)	0:23.15 [7] (0:11.41)	0:11.74 [4] (0:11.74)	0.05L	0:34.94	-1
3	7 INTUITU Damien Thornton	6	65.3 2000m	0:11.42 2000m	0:48.38 [6] (0:12.77)	0:35.61 [6] (0:12.10)	0:23.51 [6] (0:11.59)	0:11.92 [5] (0:11.92)	1.21L	0:35.61	+6
4	8 OUR ANCHORAGE James Orman	1	66.3 Overall	0:11.29 2000m	0:48.94 [1] (0:12.79)	0:36.15 [1] (0:11.98)	0:24.17 [1] (0:11.76)	0:12.41 [1] (0:12.41)	1.54L	0:36.15	+0
5	12 OLD SONG Taylor Marshall	2	Data was not able to be tracked for this horse		-:--:-	-:--:-	-:--:-	-:--:-	1.76L	-:--:-	-----
6	11 SON OF SATONO Trudy Thornton	3	65.4 2000m	0:11.42 2000m	0:49.10 [2] (0:12.78)	0:36.32 [2] (0:11.99)	0:24.33 [2] (0:11.76)	0:12.57 [2] (0:12.57)	3.24L	0:36.32	+3
7	1 CONTRERAS Michael Rodd	13	63.1 400m	0:11.56 2000m	0:48.52 [9] (0:12.81)	0:35.71 [9] (0:11.83)	0:23.88 [9] (0:11.59)	0:12.29 [7] (0:12.29)	5.43L	0:35.71	+4
8	4 CASTEL TROSINO Andrew Mallyon	8	63.3 2000m	0:11.55 2000m	0:48.85 [7] (0:12.83)	0:36.02 [7] (0:11.97)	0:24.05 [8] (0:11.88)	0:12.17 [9] (0:12.17)	5.44L	0:36.02	+7
9	9 SECURITY ADVISOR Melea Castle	9	65.1 2000m	0:11.43 2000m	0:49.41 [3] (0:12.85)	0:36.56 [4] (0:12.15)	0:24.41 [5] (0:11.95)	0:12.46 [6] (0:12.46)	5.96L	0:36.56	+12
10	10 KENSHIN MARU Nikita Beriman	5	64.8 2000m	0:11.46 2000m	0:49.85 [5] (0:12.75)	0:37.10 [3] (0:12.16)	0:24.94 [4] (0:12.06)	0:12.88 [8] (0:12.88)	8.9L	0:37.10	+3

Scratched: Glen Massey (#2), Spray Gun (#3), Fioprospero (#5)

[] Ranking at each section and finish
 -:--:- No data available at this section
 NA No data available

SCN Saddle cloth number
 DNF Did not finish
 DNT Did not track



Horse/Jockey Name	Hector De Maris
Final Rank	1
Fastest Section Time (Section)	0:11.46 (2000m)
Top Speed [km/h] (Section)	64.9 (2000m)
Race State	Finished



Doomben QLD Professional
Race 3: COUNTRY MUSIC RACEDAY 7 SEPTEMBER Class 3
Plate - 2200m

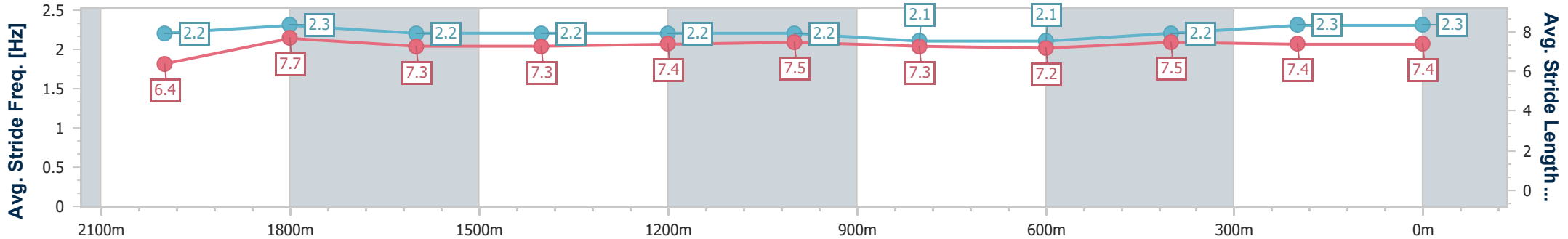
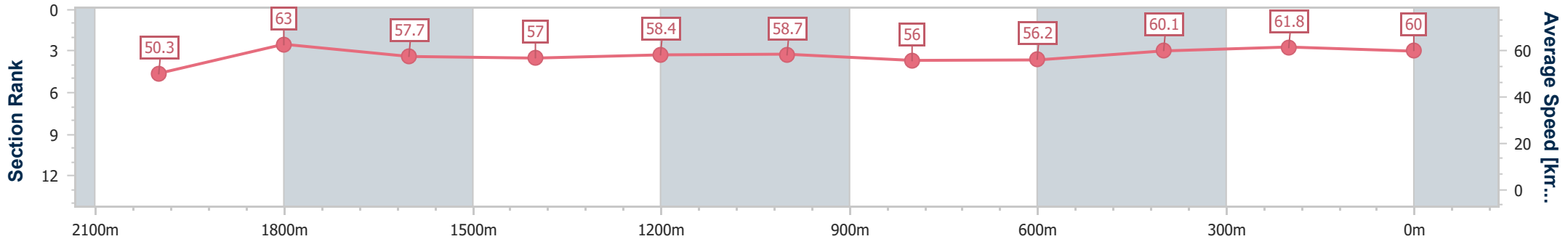
24 August 2024 - 13:03

Track Rating: Good 4, Weather: Fine, Rail Position: +3m Entire



BRISBANE
RACING CLUB

Section	Overall	2000m	1800m	1600m	1400m	1200m	1000m	800m	600m	400m	200m
Section Times	2:16.40 [1] (0:14.33)	2:02.07 [3] (0:11.46)	1:50.61 [3] (0:12.30)	1:38.31 [5] (0:12.55)	1:25.76 [5] (0:12.27)	1:13.49 [4] (0:12.26)	1:01.23 [5] (0:12.88)	0:48.35 [4] (0:12.85)	0:35.50 [5] (0:11.86)	0:23.64 [3] (0:11.64)	0:12.00 [3] (0:12.00)
Average Speed [km/h]	50.3	63.0	57.7	57.0	58.4	58.7	56.0	56.2	60.1	61.8	60.0
Top Speed [km/h]	63.5	64.9	60.4	57.7	59.4	59.6	57.5	60.5	61.3	62.5	61.5
Avg. Dist. to Rail [m]	1.7	2.0	2.6	1.4	0.6	0.4	0.2	0.3	1.0	0.6	2.4
Avg. Stride Freq. [Hz]	2.2	2.3	2.2	2.2	2.2	2.2	2.1	2.1	2.2	2.3	2.3
Avg. Stride Length [m]	6.4	7.7	7.3	7.3	7.4	7.5	7.3	7.2	7.5	7.4	7.4



- [] Ranking at each section and finish
- .-.- No data available at this section
- NA No data available



Horse/Jockey Name	Pleadeel
Final Rank	2
Fastest Section Time (Section)	0:11.41 (400m)
Top Speed [km/h] (Section)	64.8 (400m)
Race State	Finished



Doomben QLD Professional
Race 3: COUNTRY MUSIC RACEDAY 7 SEPTEMBER Class 3
Plate - 2200m

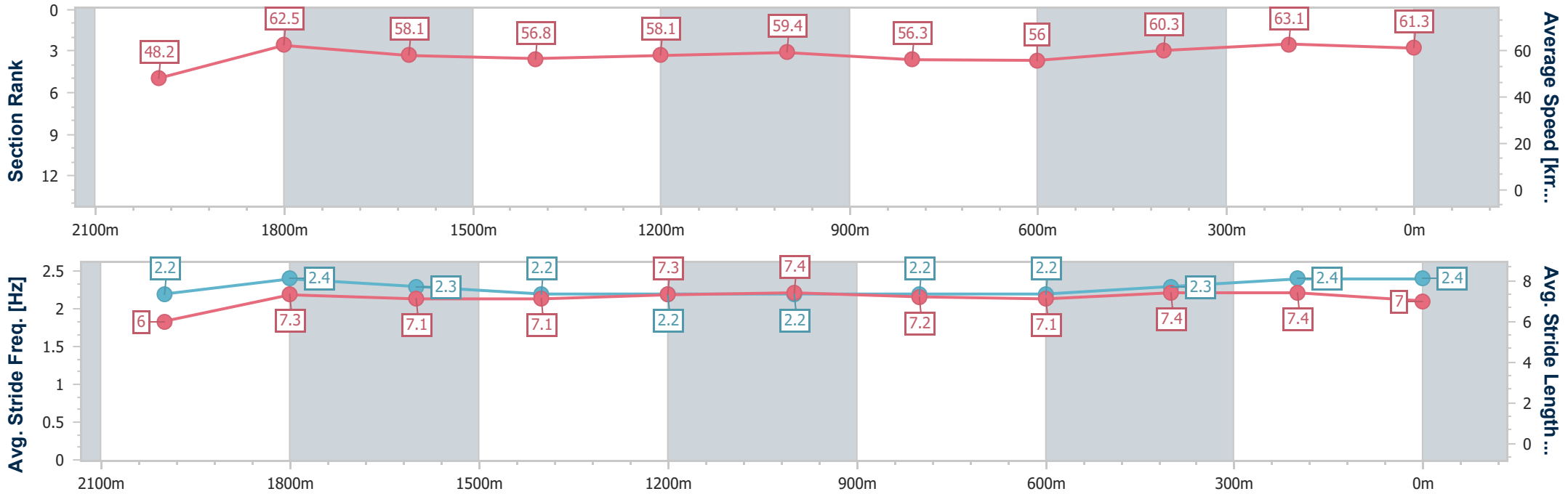
24 August 2024 - 13:03

Track Rating: Good 4, Weather: Fine, Rail Position: +3m Entire



BRISBANE
RACING CLUB

Section	Overall	2000m	1800m	1600m	1400m	1200m	1000m	800m	600m	400m	200m
Section Times	2:16.41 [2] (0:14.99)	2:01.42 [9] (0:11.48)	1:49.94 [8] (0:12.19)	1:37.75 [8] (0:12.60)	1:25.15 [8] (0:12.41)	1:12.74 [8] (0:12.16)	1:00.58 [8] (0:12.80)	0:47.78 [8] (0:12.84)	0:34.94 [8] (0:11.79)	0:23.15 [7] (0:11.41)	0:11.74 [4] (0:11.74)
Average Speed [km/h]	48.2	62.5	58.1	56.8	58.1	59.4	56.3	56.0	60.3	63.1	61.3
Top Speed [km/h]	64.4	64.6	61.1	57.6	61.0	61.7	58.5	60.2	62.2	64.8	63.2
Avg. Dist. to Rail [m]	5.2	2.2	2.9	1.6	0.5	0.9	0.5	0.4	1.6	1.8	1.8
Avg. Stride Freq. [Hz]	2.2	2.4	2.3	2.2	2.2	2.2	2.2	2.2	2.3	2.4	2.4
Avg. Stride Length [m]	6.0	7.3	7.1	7.1	7.3	7.4	7.2	7.1	7.4	7.4	7.0



- [] Ranking at each section and finish
- .-.- No data available at this section
- NA No data available



Horse/Jockey Name	Intuitu
Final Rank	3
Fastest Section Time (Section)	0:11.42 (2000m)
Top Speed [km/h] (Section)	65.3 (2000m)
Race State	Finished

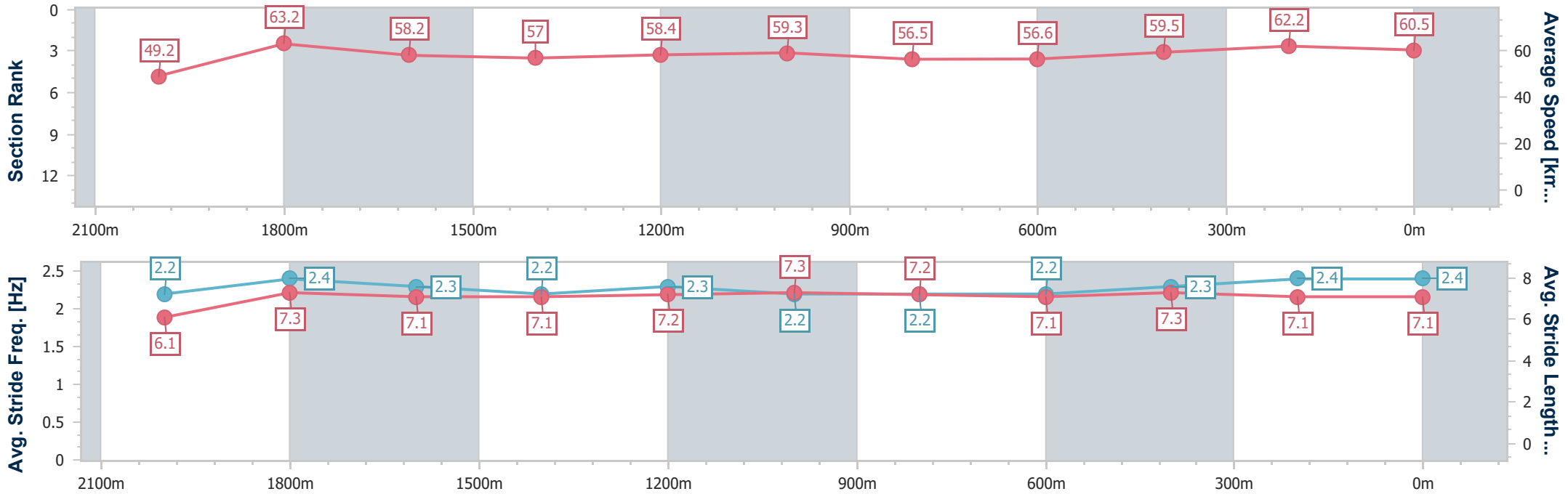


Doomben QLD Professional
Race 3: COUNTRY MUSIC RACEDAY 7 SEPTEMBER Class 3
Plate - 2200m
 24 August 2024 - 13:03
 Track Rating: Good 4, Weather: Fine, Rail Position: +3m Entire



BRISBANE
RACING CLUB

Section	Overall	2000m	1800m	1600m	1400m	1200m	1000m	800m	600m	400m	200m
Section Times	2:16.61 [3] (0:14.65)	2:01.96 [6] (0:11.42)	1:50.54 [6] (0:12.22)	1:38.32 [6] (0:12.58)	1:25.74 [6] (0:12.39)	1:13.35 [6] (0:12.15)	1:01.20 [6] (0:12.82)	0:48.38 [6] (0:12.77)	0:35.61 [6] (0:12.10)	0:23.51 [6] (0:11.59)	0:11.92 [5] (0:11.92)
Average Speed [km/h]	49.2	63.2	58.2	57.0	58.4	59.3	56.5	56.6	59.5	62.2	60.5
Top Speed [km/h]	64.4	65.3	60.7	57.5	60.1	60.4	58.4	60.7	60.7	63.9	63.2
Avg. Dist. to Rail [m]	1.8	1.5	1.8	0.9	0.9	1.9	1.6	1.4	0.3	0.5	1.9
Avg. Stride Freq. [Hz]	2.2	2.4	2.3	2.2	2.3	2.2	2.2	2.2	2.3	2.4	2.4
Avg. Stride Length [m]	6.1	7.3	7.1	7.1	7.2	7.3	7.2	7.1	7.3	7.1	7.1



- [] Ranking at each section and finish
- .-.- No data available at this section
- NA No data available



Horse/Jockey Name	Our Anchorage
Final Rank	4
Fastest Section Time (Section)	0:11.29 (2000m)
Top Speed [km/h] (Section)	66.3 (Overall)
Race State	Finished



Doomben QLD Professional
Race 3: COUNTRY MUSIC RACEDAY 7 SEPTEMBER Class 3
Plate - 2200m

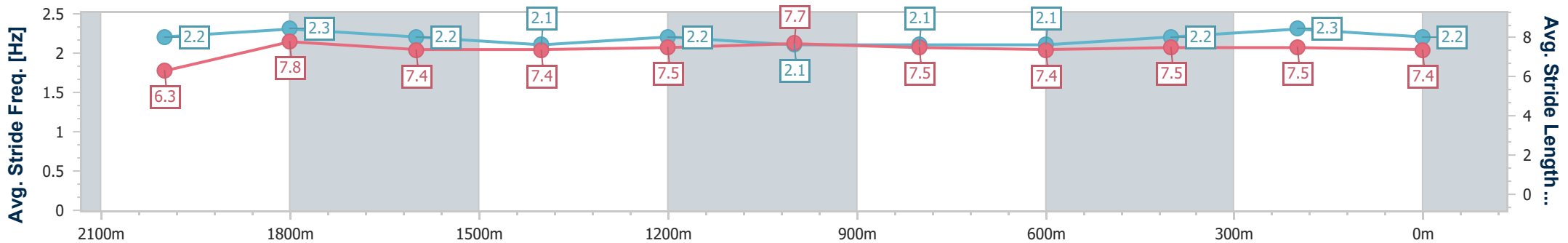
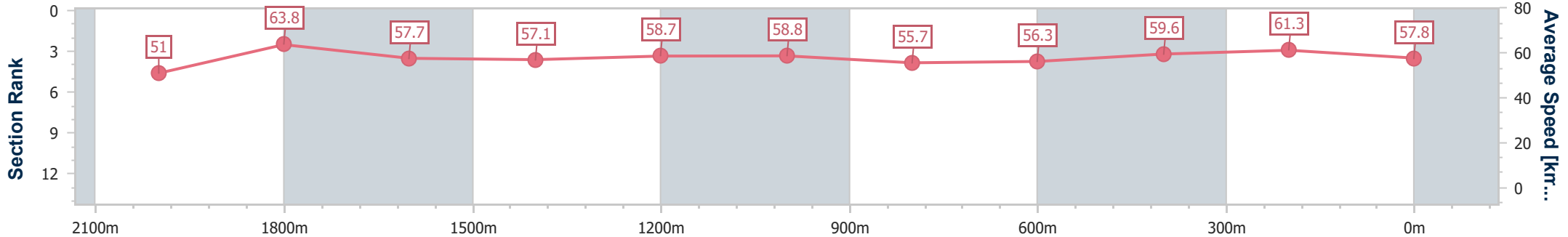
24 August 2024 - 13:03

Track Rating: Good 4, Weather: Fine, Rail Position: +3m Entire



BRISBANE
RACING CLUB

Section	Overall	2000m	1800m	1600m	1400m	1200m	1000m	800m	600m	400m	200m
Section Times	2:16.66 [4] (0:14.12)	2:02.54 [2] (0:11.29)	1:51.25 [1] (0:12.35)	1:38.90 [1] (0:12.54)	1:26.36 [1] (0:12.26)	1:14.10 [1] (0:12.25)	1:01.85 [1] (0:12.91)	0:48.94 [1] (0:12.79)	0:36.15 [1] (0:11.98)	0:24.17 [1] (0:11.76)	0:12.41 [1] (0:12.41)
Average Speed [km/h]	51.0	63.8	57.7	57.1	58.7	58.8	55.7	56.3	59.6	61.3	57.8
Top Speed [km/h]	66.3	66.0	60.8	57.8	59.6	60.0	57.2	58.4	60.6	62.3	60.6
Avg. Dist. to Rail [m]	2.0	2.1	1.9	1.5	0.5	0.4	0.2	0.2	0.8	1.8	0.8
Avg. Stride Freq. [Hz]	2.2	2.3	2.2	2.1	2.2	2.1	2.1	2.1	2.2	2.3	2.2
Avg. Stride Length [m]	6.3	7.8	7.4	7.4	7.5	7.7	7.5	7.4	7.5	7.5	7.4



- [] Ranking at each section and finish
- .-.- No data available at this section
- NA No data available



Horse/Jockey Name	Son Of Satono
Final Rank	6
Fastest Section Time (Section)	0:11.42 (2000m)
Top Speed [km/h] (Section)	65.4 (2000m)
Race State	Finished



Doomben QLD Professional
Race 3: COUNTRY MUSIC RACEDAY 7 SEPTEMBER Class 3
Plate - 2200m

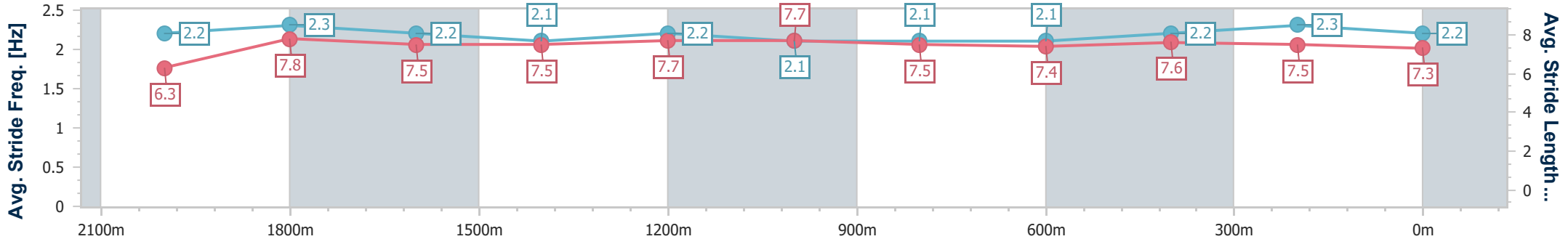
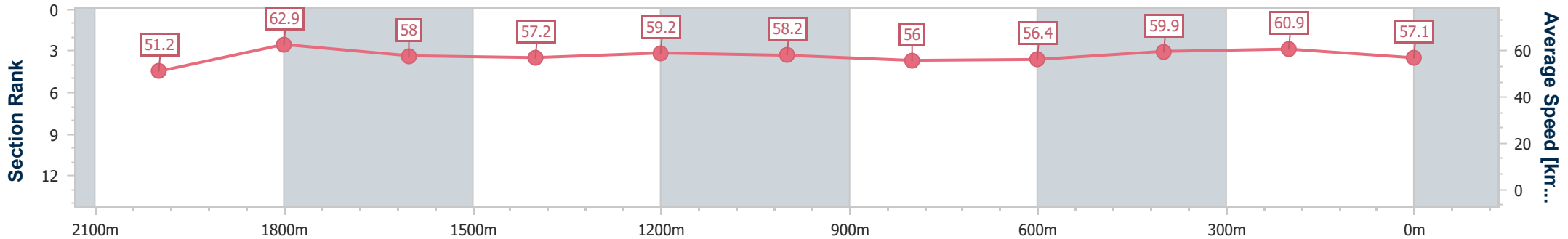
24 August 2024 - 13:03

Track Rating: Good 4, Weather: Fine, Rail Position: +3m Entire



BRISBANE
RACING CLUB

Section	Overall	2000m	1800m	1600m	1400m	1200m	1000m	800m	600m	400m	200m
Section Times	2:16.95 [6] (0:14.09)	2:02.86 [1] (0:11.42)	1:51.44 [2] (0:12.37)	1:39.07 [2] (0:12.55)	1:26.52 [2] (0:12.18)	1:14.34 [2] (0:12.36)	1:01.98 [2] (0:12.88)	0:49.10 [2] (0:12.78)	0:36.32 [2] (0:11.99)	0:24.33 [2] (0:11.76)	0:12.57 [2] (0:12.57)
Average Speed [km/h]	51.2	62.9	58.0	57.2	59.2	58.2	56.0	56.4	59.9	60.9	57.1
Top Speed [km/h]	65.4	65.4	60.6	57.7	60.5	59.8	57.5	58.8	61.1	61.7	60.1
Avg. Dist. to Rail [m]	1.1	1.0	1.0	0.9	0.3	1.1	0.8	0.3	0.6	1.7	0.6
Avg. Stride Freq. [Hz]	2.2	2.3	2.2	2.1	2.2	2.1	2.1	2.1	2.2	2.3	2.2
Avg. Stride Length [m]	6.3	7.8	7.5	7.5	7.7	7.7	7.5	7.4	7.6	7.5	7.3



- [] Ranking at each section and finish
- .-.- No data available at this section
- NA No data available



Horse/Jockey Name	Contreras
Final Rank	7
Fastest Section Time (Section)	0:11.56 (2000m)
Top Speed [km/h] (Section)	63.1 (400m)
Race State	Finished

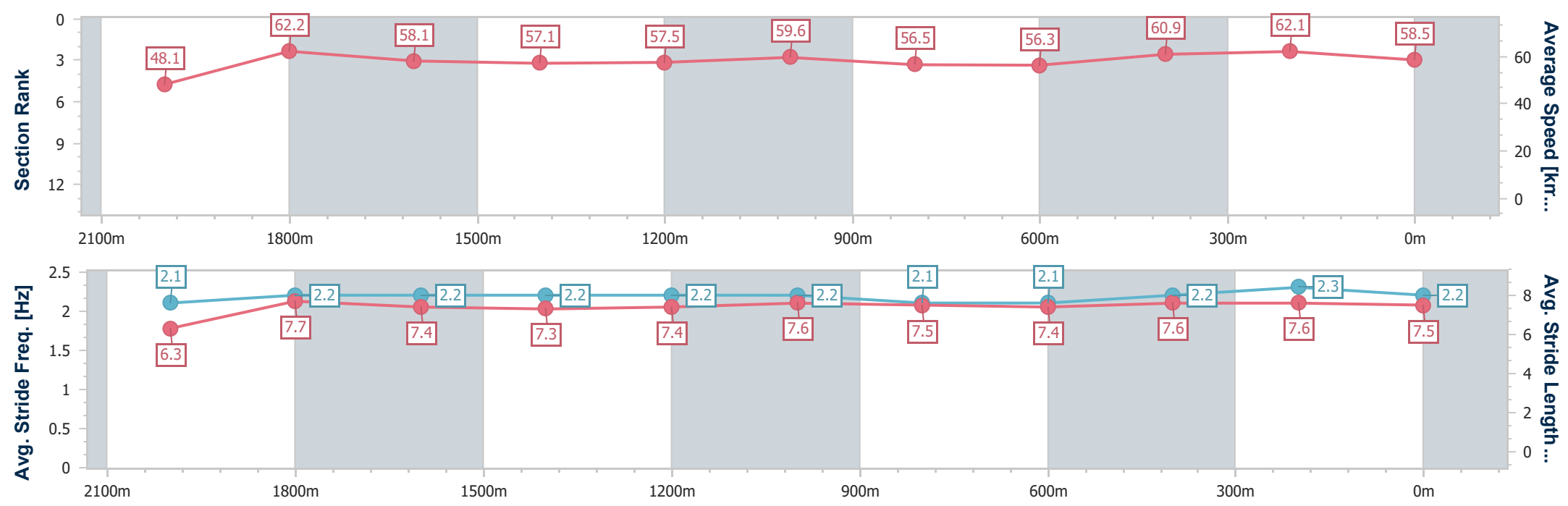


Doomben QLD Professional
Race 3: COUNTRY MUSIC RACEDAY 7 SEPTEMBER Class 3
Plate - 2200m
24 August 2024 - 13:03
Track Rating: Good 4, Weather: Fine, Rail Position: +3m Entire



BRISBANE
 RACING CLUB

Section	Overall	2000m	1800m	1600m	1400m	1200m	1000m	800m	600m	400m	200m
Section Times	2:17.32 [7] (0:14.99)	2:02.33 [8] (0:11.56)	1:50.77 [9] (0:12.27)	1:38.50 [9] (0:12.57)	1:25.93 [9] (0:12.55)	1:13.38 [9] (0:12.07)	1:01.31 [9] (0:12.79)	0:48.52 [9] (0:12.81)	0:35.71 [9] (0:11.83)	0:23.88 [9] (0:11.59)	0:12.29 [7] (0:12.29)
Average Speed [km/h]	48.1	62.2	58.1	57.1	57.5	59.6	56.5	56.3	60.9	62.1	58.5
Top Speed [km/h]	62.7	62.8	61.0	58.9	60.7	61.5	58.2	59.3	61.3	63.1	61.5
Avg. Dist. to Rail [m]	6.2	0.9	1.5	1.0	0.4	1.4	1.1	0.7	0.5	1.3	2.4
Avg. Stride Freq. [Hz]	2.1	2.2	2.2	2.2	2.2	2.2	2.1	2.1	2.2	2.3	2.2
Avg. Stride Length [m]	6.3	7.7	7.4	7.3	7.4	7.6	7.5	7.4	7.6	7.6	7.5



[] Ranking at each section and finish
 -.-.- No data available at this section
 NA No data available



Horse/Jockey Name	Castel Trosino
Final Rank	8
Fastest Section Time (Section)	0:11.55 (2000m)
Top Speed [km/h] (Section)	63.3 (2000m)
Race State	Finished



Doomben QLD Professional
Race 3: COUNTRY MUSIC RACEDAY 7 SEPTEMBER Class 3
Plate - 2200m

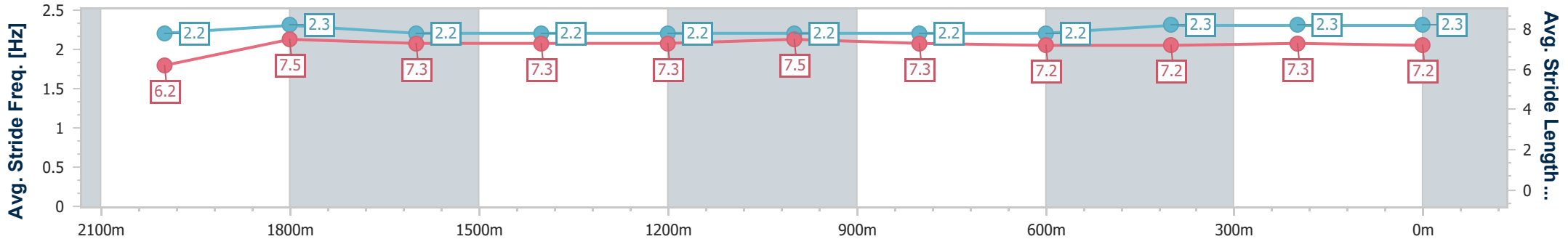
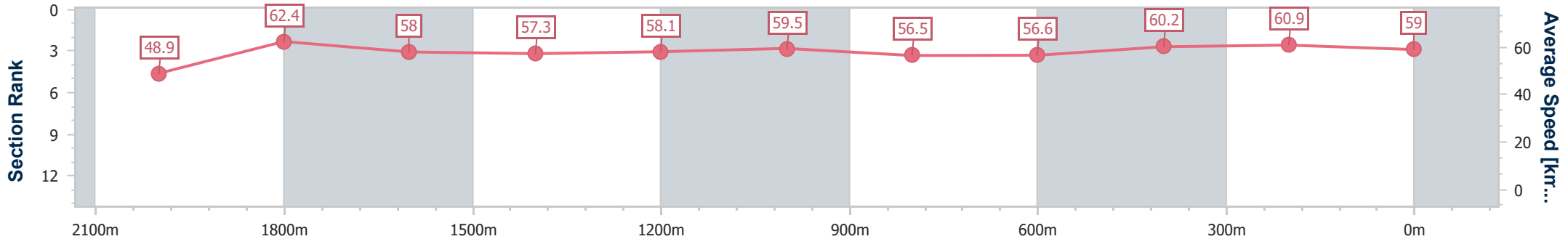


BRISBANE
RACING CLUB

24 August 2024 - 13:03

Track Rating: Good 4, Weather: Fine, Rail Position: +3m Entire

Section	Overall	2000m	1800m	1600m	1400m	1200m	1000m	800m	600m	400m	200m
Section Times	2:17.33 [8] (0:14.77)	2:02.56 [7] (0:11.55)	1:51.01 [7] (0:12.31)	1:38.70 [7] (0:12.51)	1:26.19 [7] (0:12.44)	1:13.75 [7] (0:12.07)	1:01.68 [7] (0:12.83)	0:48.85 [7] (0:12.83)	0:36.02 [7] (0:11.97)	0:24.05 [8] (0:11.88)	0:12.17 [9] (0:12.17)
Average Speed [km/h]	48.9	62.4	58.0	57.3	58.1	59.5	56.5	56.6	60.2	60.9	59.0
Top Speed [km/h]	62.0	63.3	60.7	58.0	60.9	61.7	58.5	59.9	60.7	62.2	60.7
Avg. Dist. to Rail [m]	4.0	0.5	0.9	0.6	0.4	1.7	1.3	1.1	0.5	3.1	4.4
Avg. Stride Freq. [Hz]	2.2	2.3	2.2	2.2	2.2	2.2	2.2	2.2	2.3	2.3	2.3
Avg. Stride Length [m]	6.2	7.5	7.3	7.3	7.3	7.5	7.3	7.2	7.2	7.3	7.2



- [] Ranking at each section and finish
- .-.- No data available at this section
- NA No data available



Horse/Jockey Name	Security Advisor
Final Rank	9
Fastest Section Time (Section)	0:11.43 (2000m)
Top Speed [km/h] (Section)	65.1 (2000m)
Race State	Finished



Doomben QLD Professional
Race 3: COUNTRY MUSIC RACEDAY 7 SEPTEMBER Class 3
Plate - 2200m

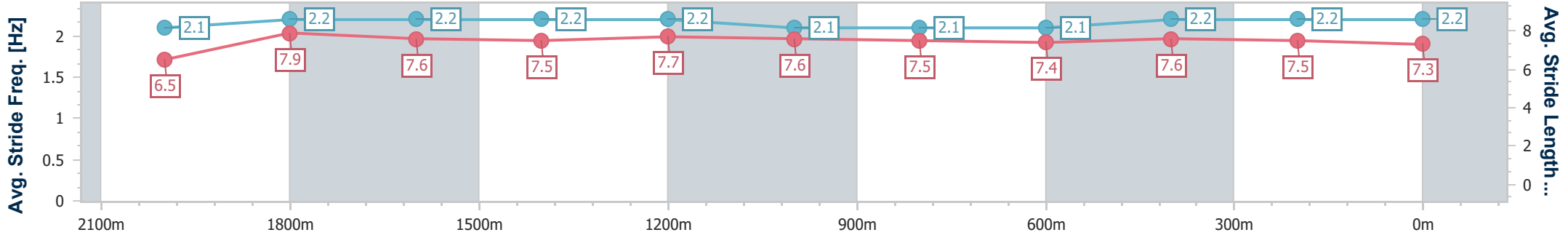
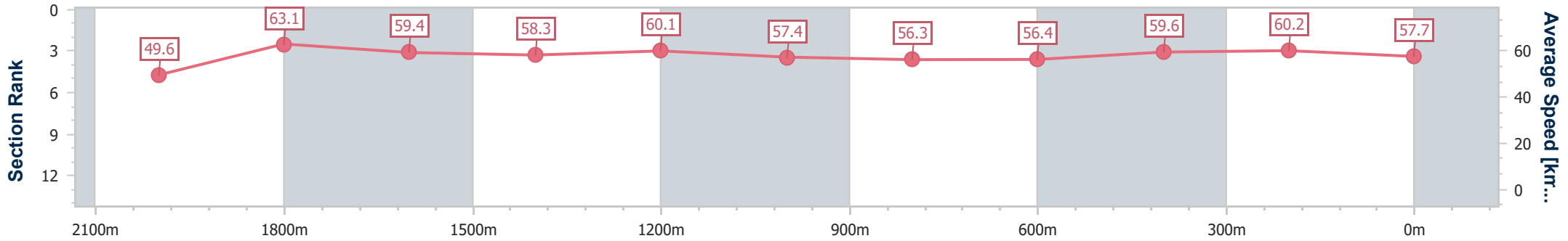
24 August 2024 - 13:03

Track Rating: Good 4, Weather: Fine, Rail Position: +3m Entire



BRISBANE
RACING CLUB

Section	Overall	2000m	1800m	1600m	1400m	1200m	1000m	800m	600m	400m	200m
Section Times	2:17.42 [9] (0:14.51)	2:02.91 [5] (0:11.43)	1:51.48 [5] (0:12.14)	1:39.34 [4] (0:12.37)	1:26.97 [3] (0:12.17)	1:14.80 [3] (0:12.51)	1:02.29 [3] (0:12.88)	0:49.41 [3] (0:12.85)	0:36.56 [4] (0:12.15)	0:24.41 [5] (0:11.95)	0:12.46 [6] (0:12.46)
Average Speed [km/h]	49.6	63.1	59.4	58.3	60.1	57.4	56.3	56.4	59.6	60.2	57.7
Top Speed [km/h]	64.9	65.1	61.1	59.1	60.4	59.4	57.4	59.6	60.4	60.8	60.0
Avg. Dist. to Rail [m]	5.6	0.8	0.6	0.7	2.0	2.7	1.9	1.3	1.0	0.4	0.6
Avg. Stride Freq. [Hz]	2.1	2.2	2.2	2.2	2.2	2.1	2.1	2.1	2.2	2.2	2.2
Avg. Stride Length [m]	6.5	7.9	7.6	7.5	7.7	7.6	7.5	7.4	7.6	7.5	7.3



- [] Ranking at each section and finish
- .-.- No data available at this section
- NA No data available



Horse/Jockey Name	Kenshin Maru
Final Rank	10
Fastest Section Time (Section)	0:11.46 (2000m)
Top Speed [km/h] (Section)	64.8 (2000m)
Race State	Finished



Doomben QLD Professional
Race 3: COUNTRY MUSIC RACEDAY 7 SEPTEMBER Class 3
Plate - 2200m

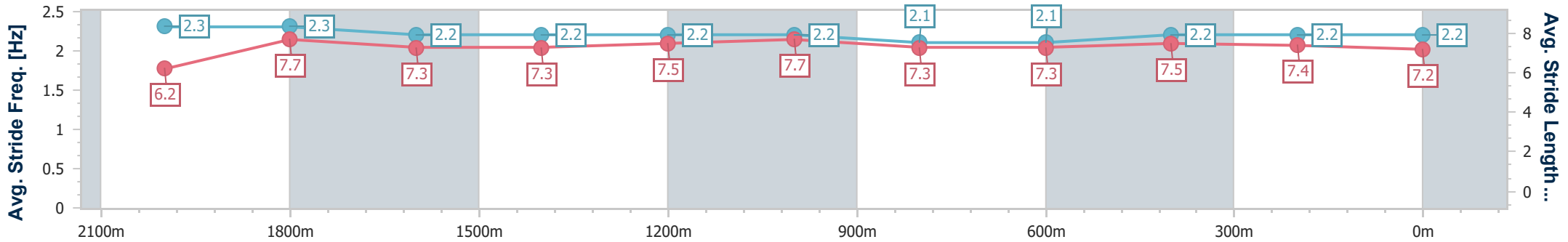
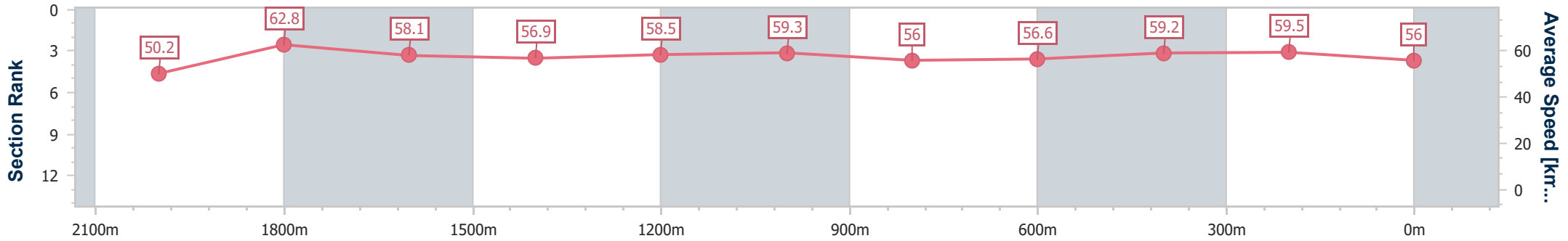
24 August 2024 - 13:03

Track Rating: Good 4, Weather: Fine, Rail Position: +3m Entire



BRISBANE
RACING CLUB

Section	Overall	2000m	1800m	1600m	1400m	1200m	1000m	800m	600m	400m	200m
Section Times	2:17.91 [10] (0:14.38)	2:03.53 [4] (0:11.46)	1:52.07 [4] (0:12.23)	1:39.84 [3] (0:12.54)	1:27.30 [4] (0:12.38)	1:14.92 [5] (0:12.18)	1:02.74 [4] (0:12.89)	0:49.85 [5] (0:12.75)	0:37.10 [3] (0:12.16)	0:24.94 [4] (0:12.06)	0:12.88 [8] (0:12.88)
Average Speed [km/h]	50.2	62.8	58.1	56.9	58.5	59.3	56.0	56.6	59.2	59.5	56.0
Top Speed [km/h]	64.1	64.8	60.0	57.8	60.4	60.2	57.6	60.0	60.0	60.7	58.5
Avg. Dist. to Rail [m]	2.3	1.2	2.6	1.4	0.8	1.1	0.7	0.5	0.5	0.9	1.0
Avg. Stride Freq. [Hz]	2.3	2.3	2.2	2.2	2.2	2.2	2.1	2.1	2.2	2.2	2.2
Avg. Stride Length [m]	6.2	7.7	7.3	7.3	7.5	7.7	7.3	7.3	7.5	7.4	7.2



- [] Ranking at each section and finish
- .-.- No data available at this section
- NA No data available



Horse/Jockey Name	Old Song
Final Rank	5
Fastest Section Time (Section)	-:--:--
Top Speed [km/h] (Section)	--.
Race State	DidNotTrack



Doomben QLD Professional
Race 3: COUNTRY MUSIC RACEDAY 7 SEPTEMBER Class 3
Plate - 2200m
24 August 2024 - 13:03
Track Rating: Good 4, Weather: Fine, Rail Position: +3m Entire



BRISBANE
 RACING CLUB

Section	Overall	2000m	1800m	1600m	1400m	1200m	1000m	800m	600m	400m	200m		
Section Times	-:--:--	-:--:--	-:--:--	-:--:--	-:--:--	-:--:--	-:--:--	-:--:--	-:--:--	-:--:--	-:--:--		
Average Speed [km/h]	--.	--.	--.	--.	--.	--.	--.	--.	--.	--.	--.		
Top Speed [km/h]	--.	--.	--.	--.	--.	--.	--.	--.	--.	--.	--.		
Avg. Dist. to Rail [m]	--	--	--	--	--	--	--	--	--	--	--		
Avg. Stride Freq. [Hz]	--.	--.	--.	--.	--.	--.	--.	--.	--.	--.	--.		
Avg. Stride Length [m]	--.	--.	--.	--.	--.	--.	--.	--.	--.	--.	--.		

- [] Ranking at each section and finish
- :--:-- No data available at this section
- NA No data available



Doomben QLD Professional

Race 4: XXXX No Metro Wins Handicap - 1350m

24 August 2024 - 13:39



BRISBANE
RACING CLUB

Track Rating: Good 4, Weather: Fine, Rail Position: +3m Entire

Section		Overall	1200m	1000m	800m	600m	400m	Last 600m				
Field Times		1:18.72 (0:10.61)	1:08.11 (0:10.63)	0:57.48 (0:10.95)	0:46.53 (0:11.19)	0:35.34 (0:11.30)	0:24.04 (0:11.53)	0:35.34				
Rank	TAB Horse/Jockey	Barrier	Top Speed [km/h]	Fastest Section	Distance Travelled [m]							
1	19 HELL Ron Stewart	14	68.9 1200m	0:10.61 Overall	1:18.72 [1] (0:10.61)	1:08.11 [1] (0:10.63)	0:57.48 [1] (0:10.95)	0:46.53 [1] (0:11.19)	0:35.34 [1] (0:11.30)	0:24.04 [1] (0:11.53)	0:35.34	
2	2 WARBY Ryan Maloney	7	68.7 1200m	0:10.82 1200m	1:18.74 [2] (0:11.34)	1:07.40 [10] (0:10.82)	0:56.58 [10] (0:11.18)	0:45.40 [10] (0:11.13)	0:34.27 [10] (0:11.16)	0:23.11 [8] (0:11.18)	0:34.27	+3
3	13 READY AZZ EVA Bailey Wheeler	9	68.1 1200m	0:10.86 1200m	1:18.75 [3] (0:11.14)	1:07.61 [7] (0:10.86)	0:56.75 [8] (0:11.20)	0:45.55 [8] (0:11.15)	0:34.40 [7] (0:11.12)	0:23.28 [7] (0:11.23)	0:34.40	+2
4	14 SMYTZER Marnu Potgieter	18	69.9 1200m	0:10.55 1200m	1:19.07 [4] (0:10.85)	1:08.22 [2] (0:10.55)	0:57.67 [3] (0:10.87)	0:46.80 [2] (0:11.21)	0:35.59 [2] (0:11.36)	0:24.23 [2] (0:11.64)	0:35.59	+4
5	4 CORFE CASTLE Cejay Graham	1	69.2 1200m	0:10.62 1200m	1:19.13 [5] (0:10.93)	1:08.20 [5] (0:10.62)	0:57.58 [4] (0:11.14)	0:46.44 [4] (0:11.23)	0:35.21 [4] (0:11.23)	0:23.98 [4] (0:11.43)	0:35.21	+1
6	6 BLAZEN BOOTS Emily Lang	12	67.9 1200m	0:10.83 1200m	1:19.22 [6] (0:10.89)	1:08.33 [4] (0:10.83)	0:57.50 [5] (0:11.08)	0:46.42 [5] (0:11.21)	0:35.21 [5] (0:11.33)	0:23.88 [5] (0:11.52)	0:35.21	+5
7	3 BOWRIDER Jackson Morris	17	70.0 1200m	0:10.51 1200m	1:19.33 [7] (0:10.88)	1:08.45 [3] (0:10.51)	0:57.94 [2] (0:10.94)	0:47.00 [3] (0:11.16)	0:35.84 [3] (0:11.42)	0:24.42 [3] (0:11.70)	0:35.84	+1
8	12 COOL ENCOUNTER Taylor Marshall	6	67.0 1200m	0:10.86 1200m	1:19.45 [8] (0:11.30)	1:08.15 [9] (0:10.86)	0:57.29 [9] (0:11.06)	0:46.23 [9] (0:11.21)	0:35.02 [9] (0:11.23)	0:23.79 [10] (0:11.38)	0:35.02	+3
9	1 AMICUS CURIAE James Orman	11	69.2 1200m	0:10.67 1200m	1:19.59 [9] (0:11.24)	1:08.35 [8] (0:10.67)	0:57.68 [7] (0:11.19)	0:46.49 [7] (0:11.30)	0:35.19 [8] (0:11.25)	0:23.94 [9] (0:11.52)	0:35.19	+8
10	16 BYRON EYES Nikita Beriman	2	68.2 1200m	0:10.67 1200m	1:19.75 [10] (0:11.12)	1:08.63 [6] (0:10.67)	0:57.96 [6] (0:11.11)	0:46.85 [6] (0:11.25)	0:35.60 [6] (0:11.30)	0:24.30 [6] (0:11.49)	0:35.60	+3

Scratched: Johnny Dash (#11), Yes To Excess (#17), Too Hard To Refuse (#9), Crazy Train (#5), Cassia Lane (#15), Boncassie (#8), Showman (#21), It'smemario (#18), Bohemian Lad (#10), Kervette (#22), Dra

[] Ranking at each section and finish
-:-:- No data available at this section
NA No data available

SCN Saddle cloth number
DNF Did not finish
DNT Did not track



Doomben QLD Professional

Race 4: XXXX No Metro Wins Handicap - 1350m

24 August 2024 - 13:39



BRISBANE
RACING CLUB

Track Rating: Good 4, Weather: Fine, Rail Position: +3m Entire

Section	Overall	1200m	1000m	800m	600m	400m	Last 600m
Field Times	1:18.72 (0:10.61)	1:08.11 (0:10.63)	0:57.48 (0:10.95)	0:46.53 (0:11.19)	0:35.34 (0:11.30)	0:24.04 (0:11.53)	0:35.34

Rank	TAB	Horse/Jockey	Barrier	Top Speed [km/h]	Fastest Section	Overall	1200m	1000m	800m	600m	400m	Last 600m	Distance Travelled [m]
11	7	BAGLIONI Courtney Bellamy	8	66.2 1200m	0:11.01 1200m	1:19.81 [11] (0:11.64)	1:08.17 [11] (0:11.01)	0:57.16 [11] (0:11.19)	0:45.97 [11] (0:11.20)	0:34.77 [11] (0:11.16)	0:23.61 [11] (0:11.38)	0:34.77	-1

Scratched: Johnny Dash (#11), Yes To Excess (#17), Too Hard To Refuse (#9), Crazy Train (#5), Cassia Lane (#15), Boncassie (#8), Showman (#21), It'smemario (#18), Bohemian Lad (#10), Kervette (#22), Dra



Doomben QLD Professional

Race 4: XXXX No Metro Wins Handicap - 1350m

24 August 2024 - 13:39



BRISBANE
RACING CLUB

Track Rating: Good 4, Weather: Fine, Rail Position: +3m Entire

Section				200m				Last 600m	
Field Times				0:12.51 (0:12.51)				0:35.34	
Rank	TAB	Horse/Jockey	Barrier	Top Speed [km/h]	Fastest Section	Margin			Distance Travelled [m]
1	19	HELL Ron Stewart	14	68.9 1200m	0:10.61 Overall	0:12.51 [1] (0:12.51)	1:18.72		0:35.34
2	2	WARBY Ryan Maloney	7	68.7 1200m	0:10.82 1200m	0:11.93 [6] (0:11.93)	0.11L		0:34.27 +3
3	13	READY AZZ EVA Bailey Wheeler	9	68.1 1200m	0:10.86 1200m	0:12.05 [5] (0:12.05)	0.14L		0:34.40 +2
4	14	SMYTZER Marnu Potgieter	18	69.9 1200m	0:10.55 1200m	0:12.59 [2] (0:12.59)	2.05L		0:35.59 +4
5	4	CORFE CASTLE Cejay Graham	1	69.2 1200m	0:10.62 1200m	0:12.55 [3] (0:12.55)	2.41L		0:35.21 +1
6	6	BLAZEN BOOTS Emily Lang	12	67.9 1200m	0:10.83 1200m	0:12.36 [7] (0:12.36)	2.94L		0:35.21 +5
7	3	BOWRIDER Jackson Morris	17	70.0 1200m	0:10.51 1200m	0:12.72 [4] (0:12.72)	3.57L		0:35.84 +1
8	12	COOL ENCOUNTER Taylor Marshall	6	67.0 1200m	0:10.86 1200m	0:12.41 [9] (0:12.41)	4.28L		0:35.02 +3
9	1	AMICUS CURIAE James Orman	11	69.2 1200m	0:10.67 1200m	0:12.42 [10] (0:12.42)	5.08L		0:35.19 +8
10	16	BYRON EYES Nikita Beriman	2	68.2 1200m	0:10.67 1200m	0:12.81 [8] (0:12.81)	6.05L		0:35.60 +3

Scratched: Johnny Dash (#11), Yes To Excess (#17), Too Hard To Refuse (#9), Crazy Train (#5), Cassia Lane (#15), Boncassie (#8), Showman (#21), It'smemario (#18), Bohemian Lad (#10), Kervette (#22), Dra

Report Created: Sat 24 August 2024 13:54 GMT+1 (Note: Timing is based on position data)

Page 3/15

[] Ranking at each section and finish
-:--:-- No data available at this section
NA No data available

SCN Saddle cloth number
DNF Did not finish
DNT Did not track

data processed by TRIPLES DATA



Doomben QLD Professional
Race 4: XXXX No Metro Wins Handicap - 1350m
24 August 2024 - 13:39



Track Rating: Good 4, Weather: Fine, Rail Position: +3m Entire

Section		200m		Last 600m		
Field Times		0:12.51 (0:12.51)		0:35.34		
Rank	TAB Horse/Jockey	Barrier	Top Speed [km/h]	Fastest Section	Margin	Distance Travelled [m]
11	7 BAGLIONI Courtney Bellamy	8	66.2 1200m	0:11.01 1200m	0:12.23 [11] (0:12.23)	6.42L 0:34.77 -1

Scratched: Johnny Dash (#11), Yes To Excess (#17), Too Hard To Refuse (#9), Crazy Train (#5), Cassia Lane (#15), Boncassie (#8), Showman (#21), It'smemario (#18), Bohemian Lad (#10), Kervette (#22), Dra

[] Ranking at each section and finish
 -:-:- No data available at this section
 NA No data available

SCN Saddle cloth number
 DNF Did not finish
 DNT Did not track



Horse/Jockey Name	Hell
Final Rank	1
Fastest Section Time (Section)	0:10.61 (Overall)
Top Speed [km/h] (Section)	68.9 (1200m)
Race State	Finished



Doomben QLD Professional

Race 4: XXXX No Metro Wins Handicap - 1350m

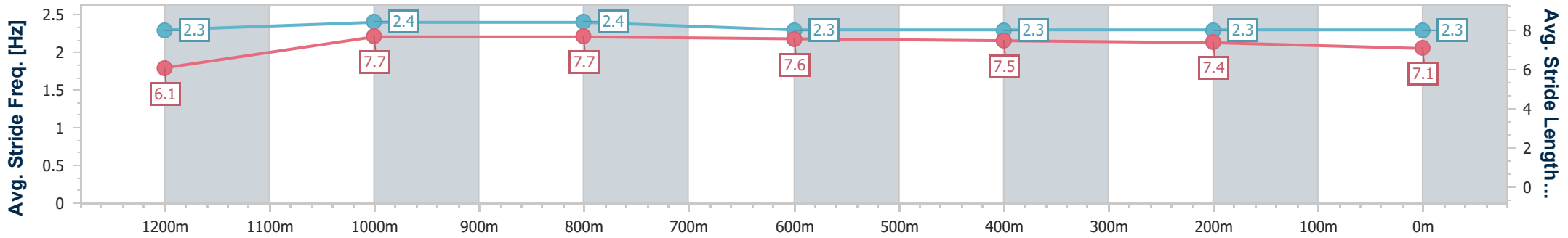
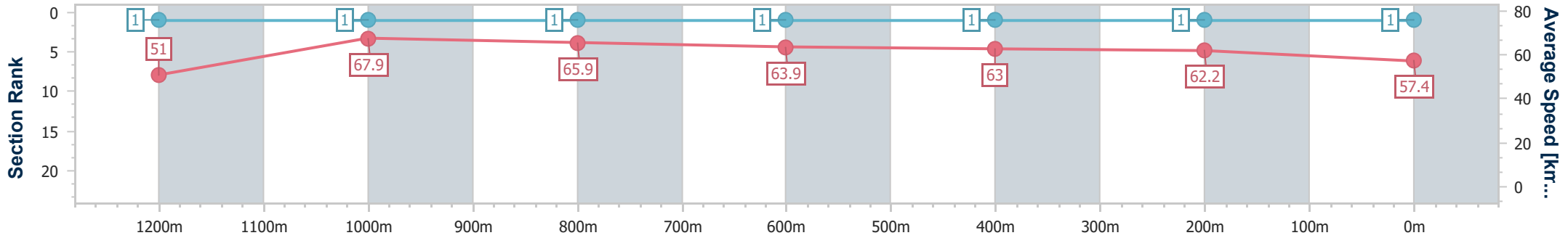
24 August 2024 - 13:39

Track Rating: Good 4, Weather: Fine, Rail Position: +3m Entire



BRISBANE RACING CLUB

Section	Overall	1200m	1000m	800m	600m	400m	200m
Section Times	1:18.72 [1] (0:10.61)	1:08.11 [1] (0:10.63)	0:57.48 [1] (0:10.95)	0:46.53 [1] (0:11.19)	0:35.34 [1] (0:11.30)	0:24.04 [1] (0:11.53)	0:12.51 [1] (0:12.51)
Average Speed [km/h]	51.0	67.9	65.9	63.9	63.0	62.2	57.4
Top Speed [km/h]	68.4	68.9	68.4	65.2	64.4	63.5	60.0
Avg. Dist. to Rail [m]	9.4	2.2	0.7	0.7	2.0	2.3	1.7
Avg. Stride Freq. [Hz]	2.3	2.4	2.4	2.3	2.3	2.3	2.3
Avg. Stride Length [m]	6.1	7.7	7.7	7.6	7.5	7.4	7.1



- [] Ranking at each section and finish
- .-.- No data available at this section
- NA No data available



Horse/Jockey Name	Warby
Final Rank	2
Fastest Section Time (Section)	0:10.82 (1200m)
Top Speed [km/h] (Section)	68.7 (1200m)
Race State	Finished



Doomben QLD Professional

Race 4: XXXX No Metro Wins Handicap - 1350m

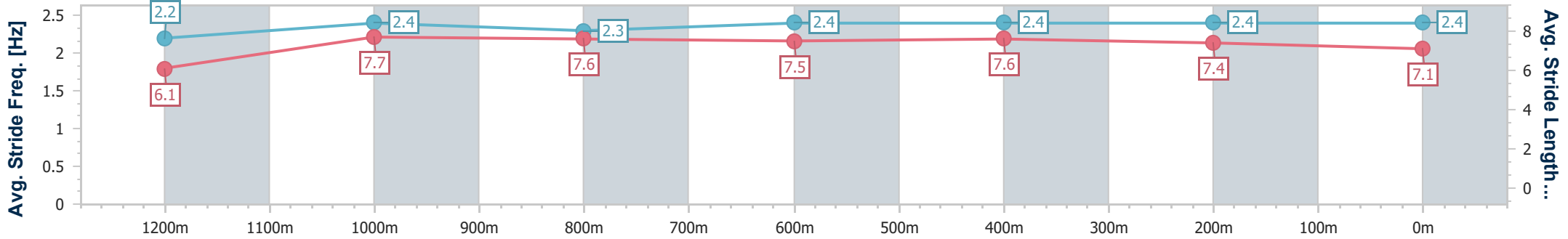
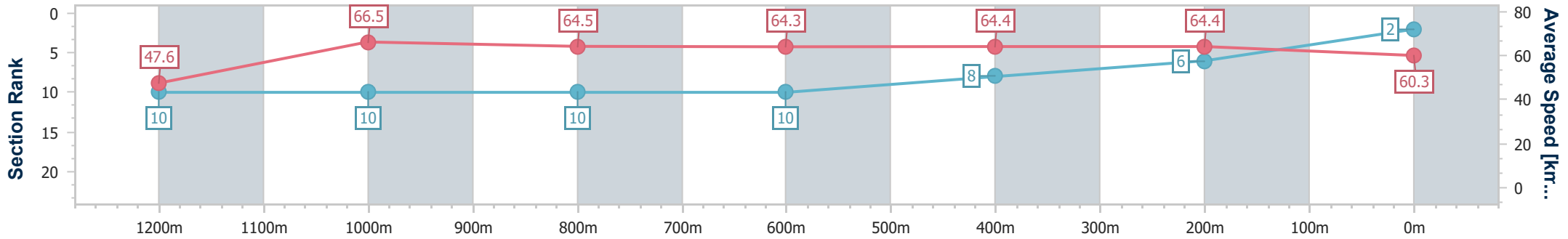
24 August 2024 - 13:39

Track Rating: Good 4, Weather: Fine, Rail Position: +3m Entire



BRISBANE RACING CLUB

Section	Overall	1200m	1000m	800m	600m	400m	200m
Section Times	1:18.74 [2] (0:11.34)	1:07.40 [10] (0:10.82)	0:56.58 [10] (0:11.18)	0:45.40 [10] (0:11.13)	0:34.27 [10] (0:11.16)	0:23.11 [8] (0:11.18)	0:11.93 [6] (0:11.93)
Average Speed [km/h]	47.6	66.5	64.5	64.3	64.4	64.4	60.3
Top Speed [km/h]	66.8	68.7	65.2	65.3	65.1	66.1	64.3
Avg. Dist. to Rail [m]	4.1	1.0	0.5	0.5	0.7	2.6	5.3
Avg. Stride Freq. [Hz]	2.2	2.4	2.3	2.4	2.4	2.4	2.4
Avg. Stride Length [m]	6.1	7.7	7.6	7.5	7.6	7.4	7.1



- [] Ranking at each section and finish
- .-.- No data available at this section
- NA No data available



Horse/Jockey Name	Ready Azz Eva
Final Rank	3
Fastest Section Time (Section)	0:10.86 (1200m)
Top Speed [km/h] (Section)	68.1 (1200m)
Race State	Finished



Doomben QLD Professional

Race 4: XXXX No Metro Wins Handicap - 1350m

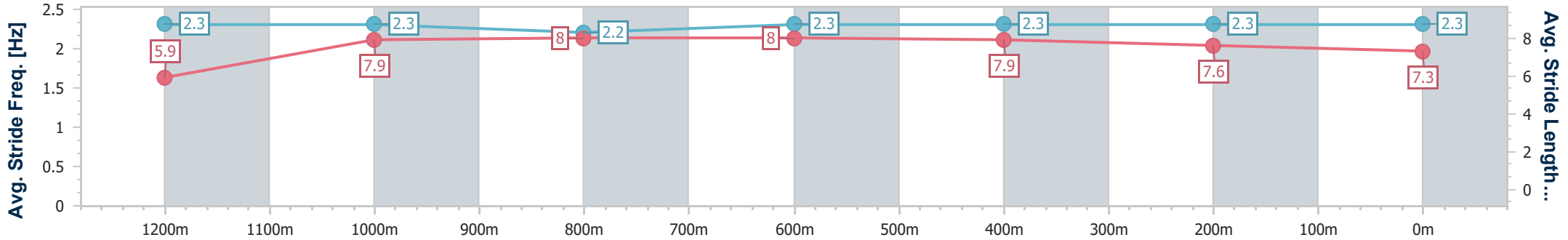
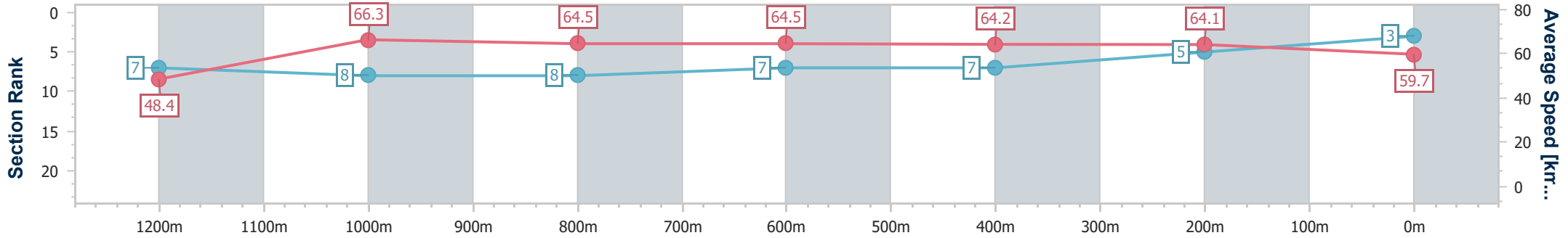
24 August 2024 - 13:39

Track Rating: Good 4, Weather: Fine, Rail Position: +3m Entire



BRISBANE RACING CLUB

Section	Overall	1200m	1000m	800m	600m	400m	200m
Section Times	1:18.75 [3] (0:11.14)	1:07.61 [7] (0:10.86)	0:56.75 [8] (0:11.20)	0:45.55 [8] (0:11.15)	0:34.40 [7] (0:11.12)	0:23.28 [7] (0:11.23)	0:12.05 [5] (0:12.05)
Average Speed [km/h]	48.4	66.3	64.5	64.5	64.2	64.1	59.7
Top Speed [km/h]	65.3	68.1	65.6	64.9	65.0	65.3	62.5
Avg. Dist. to Rail [m]	5.8	1.4	1.3	0.5	1.3	1.5	3.7
Avg. Stride Freq. [Hz]	2.3	2.3	2.2	2.3	2.3	2.3	2.3
Avg. Stride Length [m]	5.9	7.9	8.0	8.0	7.9	7.6	7.3



- [] Ranking at each section and finish
- .-.- No data available at this section
- NA No data available



Horse/Jockey Name	Smytzer
Final Rank	4
Fastest Section Time (Section)	0:10.55 (1200m)
Top Speed [km/h] (Section)	69.9 (1200m)
Race State	Finished



Doomben QLD Professional

Race 4: XXXX No Metro Wins Handicap - 1350m

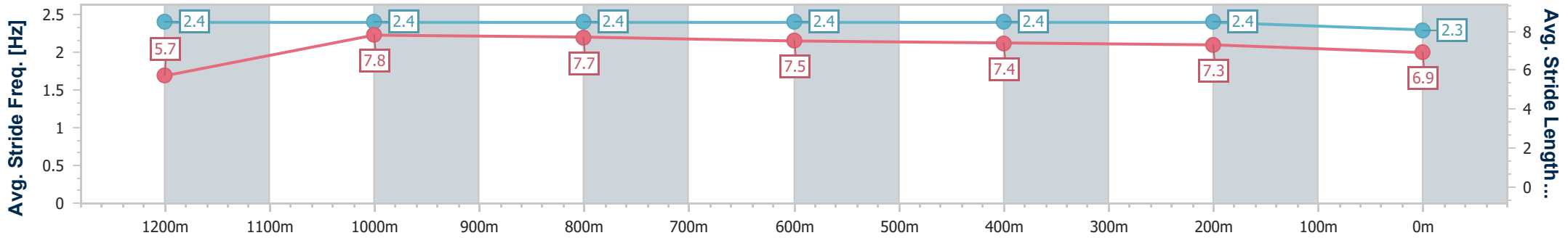
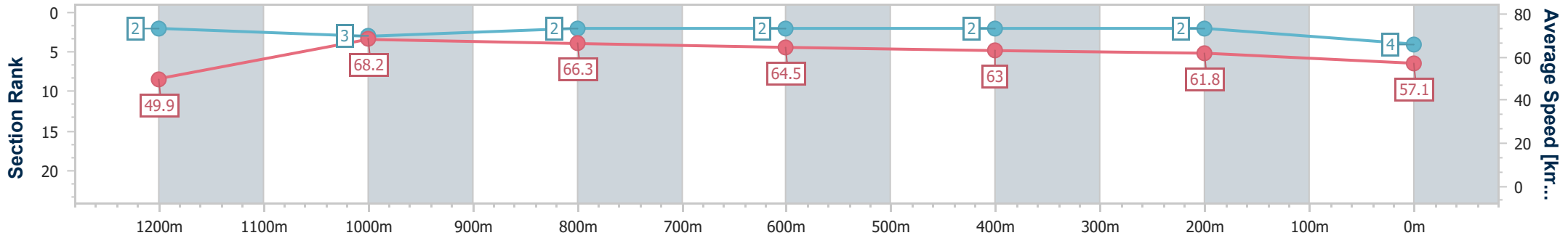
24 August 2024 - 13:39

Track Rating: Good 4, Weather: Fine, Rail Position: +3m Entire



BRISBANE RACING CLUB

Section	Overall	1200m	1000m	800m	600m	400m	200m
Section Times	1:19.07 [4] (0:10.85)	1:08.22 [2] (0:10.55)	0:57.67 [3] (0:10.87)	0:46.80 [2] (0:11.21)	0:35.59 [2] (0:11.36)	0:24.23 [2] (0:11.64)	0:12.59 [2] (0:12.59)
Average Speed [km/h]	49.9	68.2	66.3	64.5	63.0	61.8	57.1
Top Speed [km/h]	68.4	69.9	67.7	65.4	64.7	62.4	61.1
Avg. Dist. to Rail [m]	10.6	2.3	0.5	0.6	0.5	1.3	1.7
Avg. Stride Freq. [Hz]	2.4	2.4	2.4	2.4	2.4	2.4	2.3
Avg. Stride Length [m]	5.7	7.8	7.7	7.5	7.4	7.3	6.9



- [] Ranking at each section and finish
- .-.- No data available at this section
- NA No data available



Horse/Jockey Name	Corfe Castle
Final Rank	5
Fastest Section Time (Section)	0:10.62 (1200m)
Top Speed [km/h] (Section)	69.2 (1200m)
Race State	Finished



Doomben QLD Professional

Race 4: XXXX No Metro Wins Handicap - 1350m

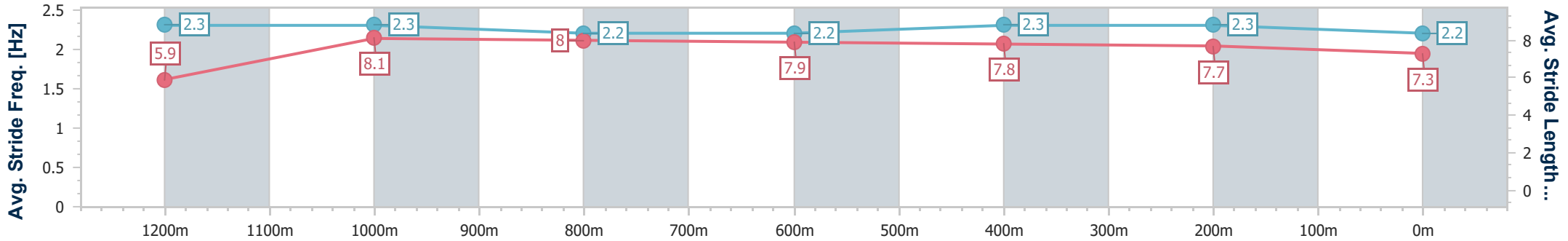
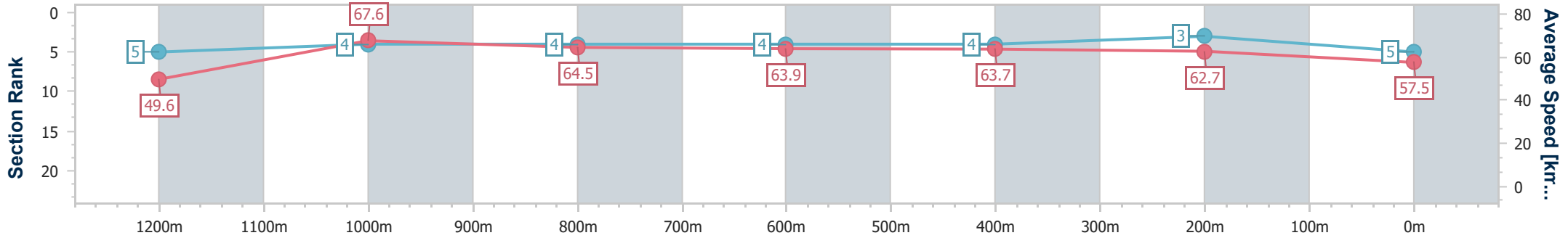
24 August 2024 - 13:39

Track Rating: Good 4, Weather: Fine, Rail Position: +3m Entire



BRISBANE RACING CLUB

Section	Overall	1200m	1000m	800m	600m	400m	200m
Section Times	1:19.13 [5] (0:10.93)	1:08.20 [5] (0:10.62)	0:57.58 [4] (0:11.14)	0:46.44 [4] (0:11.23)	0:35.21 [4] (0:11.23)	0:23.98 [4] (0:11.43)	0:12.55 [3] (0:12.55)
Average Speed [km/h]	49.6	67.6	64.5	63.9	63.7	62.7	57.5
Top Speed [km/h]	66.6	69.2	66.9	64.5	64.1	63.8	61.4
Avg. Dist. to Rail [m]	1.3	0.6	0.7	0.8	1.2	0.6	0.3
Avg. Stride Freq. [Hz]	2.3	2.3	2.2	2.2	2.3	2.3	2.2
Avg. Stride Length [m]	5.9	8.1	8.0	7.9	7.8	7.7	7.3



- [] Ranking at each section and finish
- .-.- No data available at this section
- NA No data available



Horse/Jockey Name	Blazen Boots
Final Rank	6
Fastest Section Time (Section)	0:10.83 (1200m)
Top Speed [km/h] (Section)	67.9 (1200m)
Race State	Finished



Doomben QLD Professional

Race 4: XXXX No Metro Wins Handicap - 1350m

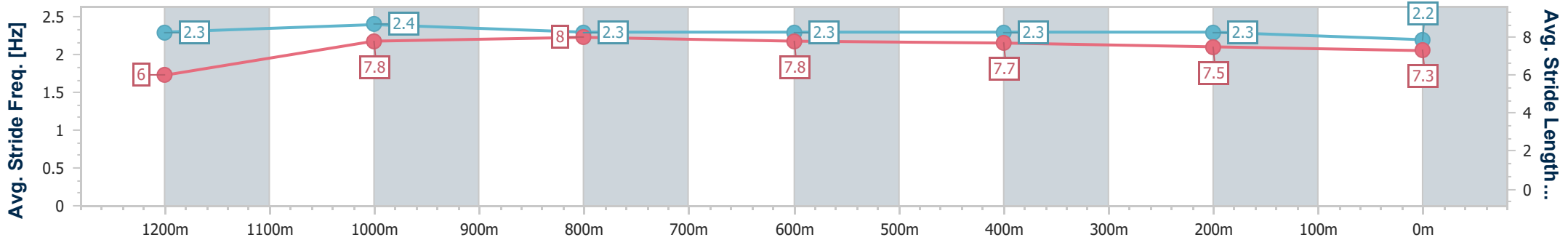
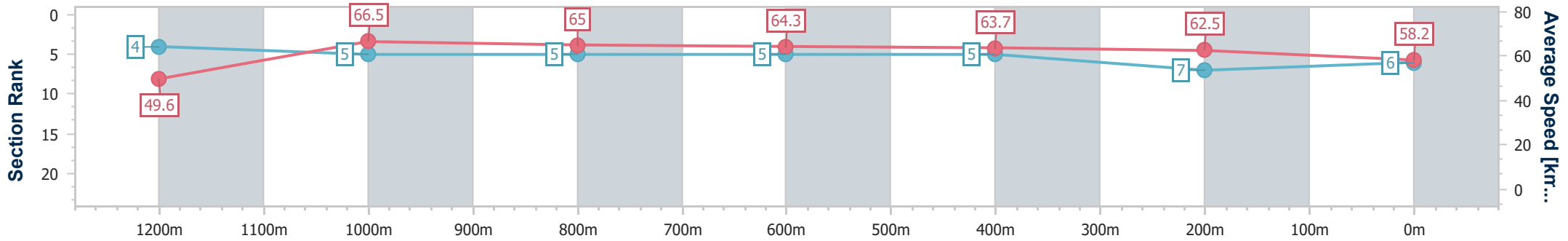
24 August 2024 - 13:39

Track Rating: Good 4, Weather: Fine, Rail Position: +3m Entire



BRISBANE RACING CLUB

Section	Overall	1200m	1000m	800m	600m	400m	200m
Section Times	1:19.22 [6] (0:10.89)	1:08.33 [4] (0:10.83)	0:57.50 [5] (0:11.08)	0:46.42 [5] (0:11.21)	0:35.21 [5] (0:11.33)	0:23.88 [5] (0:11.52)	0:12.36 [7] (0:12.36)
Average Speed [km/h]	49.6	66.5	65.0	64.3	63.7	62.5	58.2
Top Speed [km/h]	65.8	67.9	66.2	65.0	65.1	64.2	61.2
Avg. Dist. to Rail [m]	6.8	1.3	0.9	0.5	0.2	1.1	3.0
Avg. Stride Freq. [Hz]	2.3	2.4	2.3	2.3	2.3	2.3	2.2
Avg. Stride Length [m]	6.0	7.8	8.0	7.8	7.7	7.5	7.3



- [] Ranking at each section and finish
- .-.- No data available at this section
- NA No data available



Horse/Jockey Name	Bowrider
Final Rank	7
Fastest Section Time (Section)	0:10.51 (1200m)
Top Speed [km/h] (Section)	70.0 (1200m)
Race State	Finished



Doomben QLD Professional

Race 4: XXXX No Metro Wins Handicap - 1350m

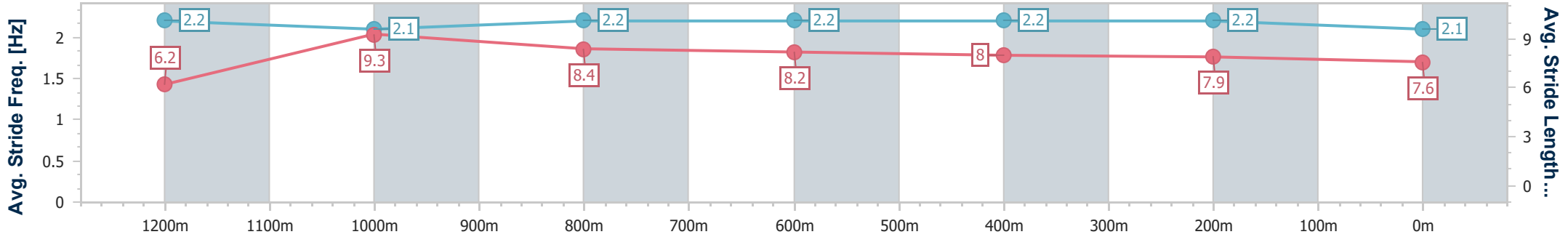
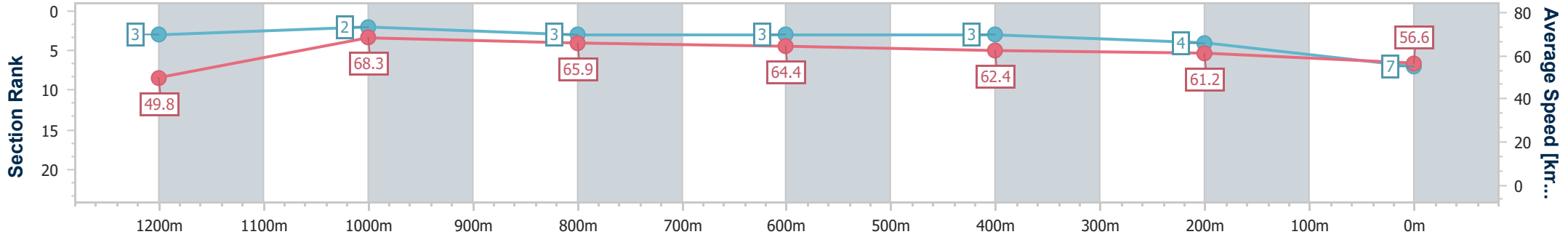
24 August 2024 - 13:39

Track Rating: Good 4, Weather: Fine, Rail Position: +3m Entire



BRISBANE RACING CLUB

Section	Overall	1200m	1000m	800m	600m	400m	200m
Section Times	1:19.33 [7] (0:10.88)	1:08.45 [3] (0:10.51)	0:57.94 [2] (0:10.94)	0:47.00 [3] (0:11.16)	0:35.84 [3] (0:11.42)	0:24.42 [3] (0:11.70)	0:12.72 [4] (0:12.72)
Average Speed [km/h]	49.8	68.3	65.9	64.4	62.4	61.2	56.6
Top Speed [km/h]	69.0	70.0	67.2	64.9	63.4	62.5	59.2
Avg. Dist. to Rail [m]	9.8	2.3	0.6	0.6	1.4	2.7	2.4
Avg. Stride Freq. [Hz]	2.2	2.1	2.2	2.2	2.2	2.2	2.1
Avg. Stride Length [m]	6.2	9.3	8.4	8.2	8.0	7.9	7.6



- [] Ranking at each section and finish
- .-.- No data available at this section
- NA No data available



Horse/Jockey Name	Cool Encounter
Final Rank	8
Fastest Section Time (Section)	0:10.86 (1200m)
Top Speed [km/h] (Section)	67.0 (1200m)
Race State	Finished



Doomben QLD Professional

Race 4: XXXX No Metro Wins Handicap - 1350m

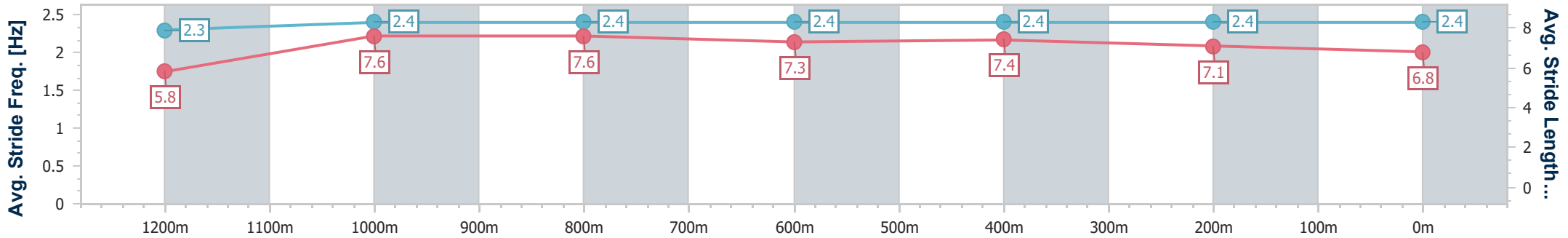
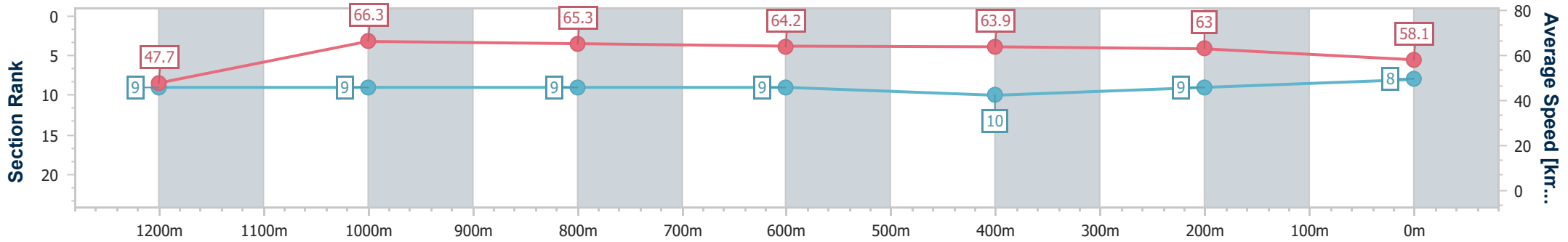
24 August 2024 - 13:39

Track Rating: Good 4, Weather: Fine, Rail Position: +3m Entire



BRISBANE RACING CLUB

Section	Overall	1200m	1000m	800m	600m	400m	200m
Section Times	1:19.45 [8] (0:11.30)	1:08.15 [9] (0:10.86)	0:57.29 [9] (0:11.06)	0:46.23 [9] (0:11.21)	0:35.02 [9] (0:11.23)	0:23.79 [10] (0:11.38)	0:12.41 [9] (0:12.41)
Average Speed [km/h]	47.7	66.3	65.3	64.2	63.9	63.0	58.1
Top Speed [km/h]	65.5	67.0	66.1	65.2	64.8	64.7	61.7
Avg. Dist. to Rail [m]	3.3	0.5	0.2	0.2	0.5	1.0	0.8
Avg. Stride Freq. [Hz]	2.3	2.4	2.4	2.4	2.4	2.4	2.4
Avg. Stride Length [m]	5.8	7.6	7.6	7.3	7.4	7.1	6.8



- [] Ranking at each section and finish
- .-.- No data available at this section
- NA No data available



Horse/Jockey Name	Amicus Curiae
Final Rank	9
Fastest Section Time (Section)	0:10.67 (1200m)
Top Speed [km/h] (Section)	69.2 (1200m)
Race State	Finished



Doomben QLD Professional

Race 4: XXXX No Metro Wins Handicap - 1350m

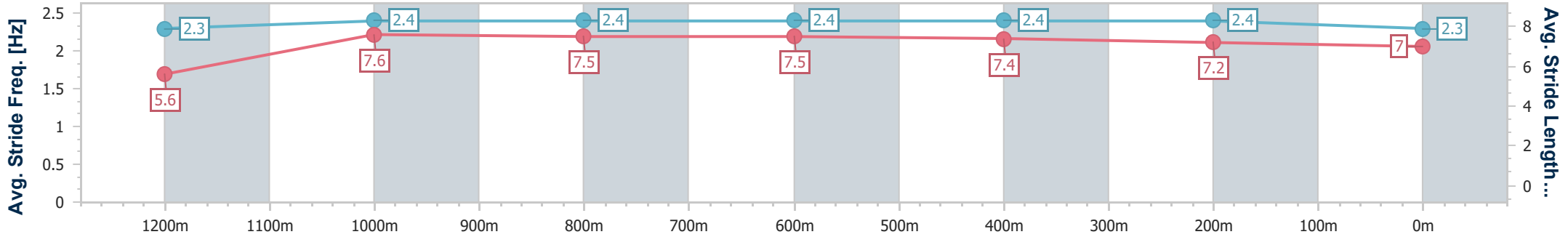
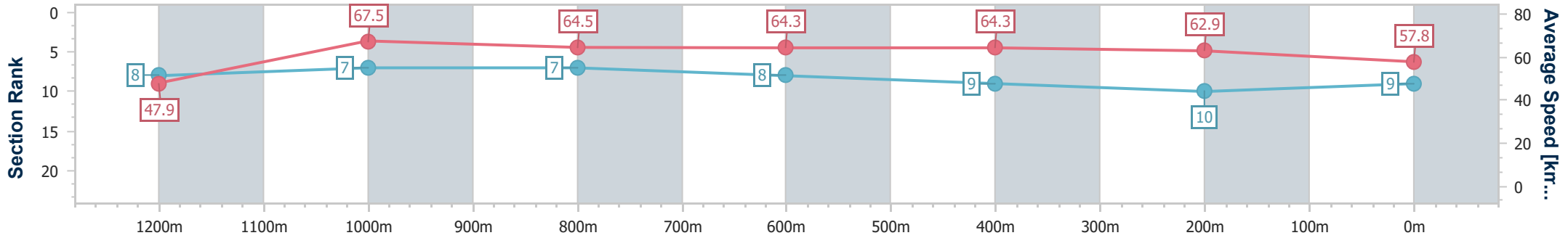
24 August 2024 - 13:39

Track Rating: Good 4, Weather: Fine, Rail Position: +3m Entire



BRISBANE RACING CLUB

Section	Overall	1200m	1000m	800m	600m	400m	200m
Section Times	1:19.59 [9] (0:11.24)	1:08.35 [8] (0:10.67)	0:57.68 [7] (0:11.19)	0:46.49 [7] (0:11.30)	0:35.19 [8] (0:11.25)	0:23.94 [9] (0:11.52)	0:12.42 [10] (0:12.42)
Average Speed [km/h]	47.9	67.5	64.5	64.3	64.3	62.9	57.8
Top Speed [km/h]	66.4	69.2	65.4	65.6	65.8	64.5	60.9
Avg. Dist. to Rail [m]	6.8	1.7	1.2	1.5	1.4	2.8	3.0
Avg. Stride Freq. [Hz]	2.3	2.4	2.4	2.4	2.4	2.4	2.3
Avg. Stride Length [m]	5.6	7.6	7.5	7.5	7.4	7.2	7.0



- [] Ranking at each section and finish
- .-.- No data available at this section
- NA No data available



Horse/Jockey Name	Byron Eyes
Final Rank	10
Fastest Section Time (Section)	0:10.67 (1200m)
Top Speed [km/h] (Section)	68.2 (1200m)
Race State	Finished



Doomben QLD Professional

Race 4: XXXX No Metro Wins Handicap - 1350m

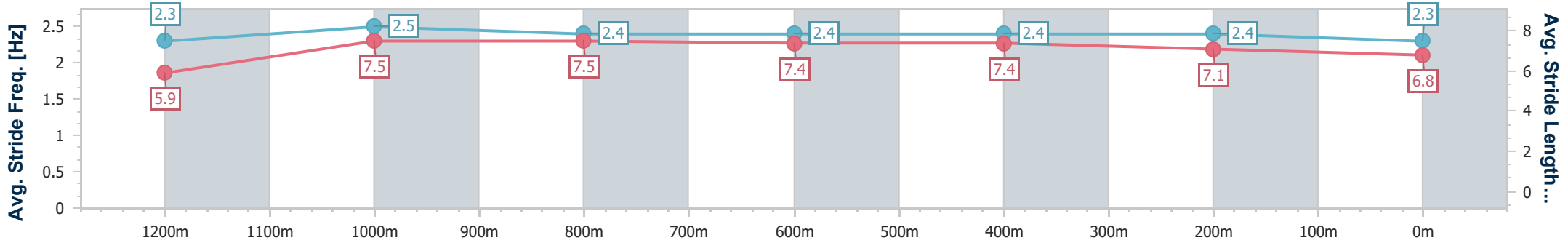
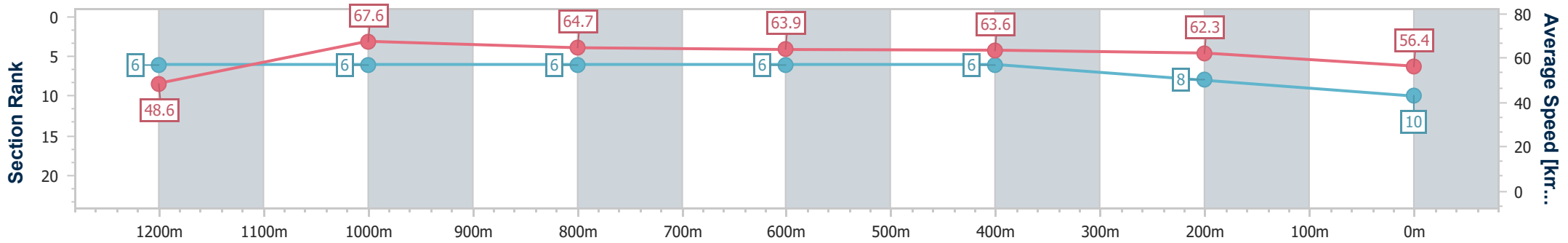
24 August 2024 - 13:39

Track Rating: Good 4, Weather: Fine, Rail Position: +3m Entire



BRISBANE RACING CLUB

Section	Overall	1200m	1000m	800m	600m	400m	200m
Section Times	1:19.75 [10] (0:11.12)	1:08.63 [6] (0:10.67)	0:57.96 [6] (0:11.11)	0:46.85 [6] (0:11.25)	0:35.60 [6] (0:11.30)	0:24.30 [6] (0:11.49)	0:12.81 [8] (0:12.81)
Average Speed [km/h]	48.6	67.6	64.7	63.9	63.6	62.3	56.4
Top Speed [km/h]	66.8	68.2	66.8	65.0	64.6	64.7	60.6
Avg. Dist. to Rail [m]	3.7	0.5	0.3	0.3	0.8	0.7	1.8
Avg. Stride Freq. [Hz]	2.3	2.5	2.4	2.4	2.4	2.4	2.3
Avg. Stride Length [m]	5.9	7.5	7.5	7.4	7.4	7.1	6.8



- [] Ranking at each section and finish
- .-.- No data available at this section
- NA No data available



Horse/Jockey Name	Baglioni
Final Rank	11
Fastest Section Time (Section)	0:11.01 (1200m)
Top Speed [km/h] (Section)	66.2 (1200m)
Race State	Finished



Doomben QLD Professional

Race 4: XXXX No Metro Wins Handicap - 1350m

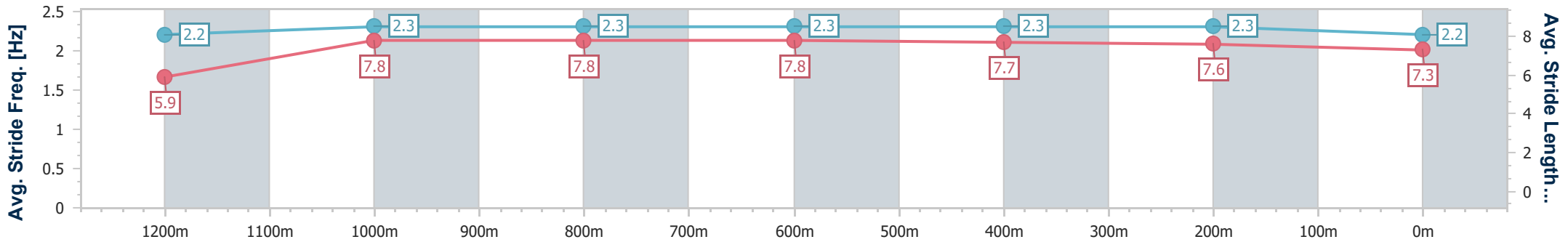
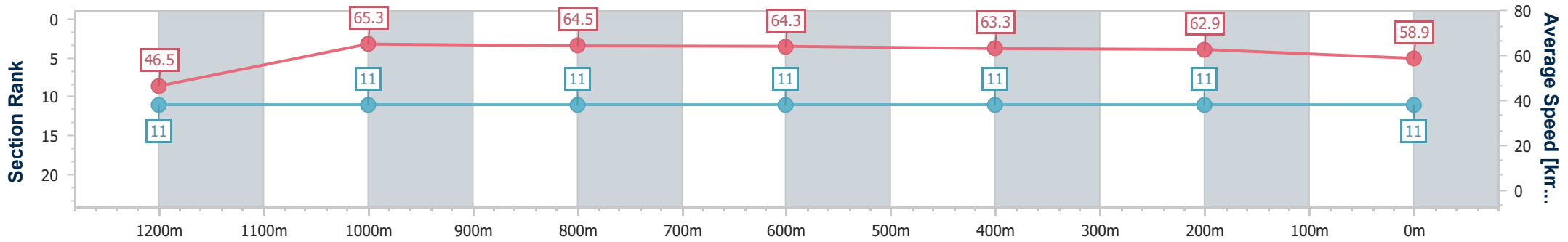
24 August 2024 - 13:39

Track Rating: Good 4, Weather: Fine, Rail Position: +3m Entire



BRISBANE RACING CLUB

Section	Overall	1200m	1000m	800m	600m	400m	200m
Section Times	1:19.81 [11] (0:11.64)	1:08.17 [11] (0:11.01)	0:57.16 [11] (0:11.19)	0:45.97 [11] (0:11.20)	0:34.77 [11] (0:11.16)	0:23.61 [11] (0:11.38)	0:12.23 [11] (0:12.23)
Average Speed [km/h]	46.5	65.3	64.5	64.3	63.3	62.9	58.9
Top Speed [km/h]	64.0	66.2	66.0	65.1	64.3	63.4	61.5
Avg. Dist. to Rail [m]	4.7	0.5	0.8	0.9	2.7	2.9	0.8
Avg. Stride Freq. [Hz]	2.2	2.3	2.3	2.3	2.3	2.3	2.2
Avg. Stride Length [m]	5.9	7.8	7.8	7.8	7.7	7.6	7.3



- [] Ranking at each section and finish
- .-.- No data available at this section
- NA No data available



Doomben QLD Professional

Race 5: THE GIBSON BENCHMARK 80 Handicap - 1615m

24 August 2024 - 14:13



BRISBANE
RACING CLUB

Track Rating: Good 4, Weather: Fine, Rail Position: +3m Entire

Section		Field Times												
Overall	1400m	1200m	1000m	800m	600m	400m	Last 600m							
1:37.49 (0:15.15)	1:22.34 (0:11.89)	1:10.45 (0:11.90)	0:58.55 (0:11.92)	0:46.63 (0:12.02)	0:34.61 (0:11.66)	0:22.95 (0:11.22)	0:34.61							
Rank	TAB	Horse/Jockey	Barrier	Top Speed [km/h]	Fastest Section								Distance Travelled [m]	
1	6	OSMAN James Orman	2	66.4 400m	0:11.02 400m	1:37.49 [1] (0:15.46)	1:22.03 [4] (0:11.87)	1:10.16 [3] (0:11.90)	0:58.26 [2] (0:11.98)	0:46.28 [2] (0:12.03)	0:34.25 [2] (0:11.50)	0:22.75 [2] (0:11.02)	0:34.25	
2	10	SIZZLING GAL Tahlia Fenlon	1	65.6 400m	0:11.13 400m	1:37.51 [2] (0:15.42)	1:22.09 [3] (0:12.10)	1:09.99 [4] (0:11.92)	0:58.07 [4] (0:11.93)	0:46.14 [4] (0:11.91)	0:34.23 [3] (0:11.56)	0:22.67 [3] (0:11.13)	0:34.23	+6
3	11	SEBRING GIRL Nikita Beriman	9	65.4 400m	0:11.26 400m	1:37.56 [3] (0:15.17)	1:22.39 [2] (0:11.87)	1:10.52 [1] (0:11.90)	0:58.62 [1] (0:11.92)	0:46.70 [1] (0:12.02)	0:34.68 [1] (0:11.66)	0:23.02 [1] (0:11.26)	0:34.68	+3
4	12	UNCOMMON VALOUR Damien Thornton	4	67.4 400m	0:11.10 400m	1:37.84 [4] (0:15.68)	1:22.16 [6] (0:11.90)	1:10.26 [5] (0:11.96)	0:58.30 [5] (0:12.18)	0:46.12 [6] (0:11.95)	0:34.17 [6] (0:11.47)	0:22.70 [6] (0:11.10)	0:34.17	+7
5	9	PATMOS ISLAND Marnu Potgieter	7	64.9 400m	0:11.26 400m	1:37.93 [5] (0:15.15)	1:22.78 [1] (0:12.05)	1:10.73 [2] (0:12.08)	0:58.65 [3] (0:12.08)	0:46.57 [3] (0:12.02)	0:34.55 [4] (0:11.58)	0:22.97 [4] (0:11.26)	0:34.55	-1
6	4	TONY BE Ryan Maloney	3	65.6 400m	0:11.16 400m	1:38.01 [6] (0:15.72)	1:22.29 [7] (0:12.06)	1:10.23 [6] (0:12.00)	0:58.23 [6] (0:11.93)	0:46.30 [5] (0:11.90)	0:34.40 [5] (0:11.52)	0:22.88 [5] (0:11.16)	0:34.40	+4
7	7	HELEVA DEEL Emily Lang	5	64.7 400m	0:11.33 400m	1:38.26 [7] (0:15.53)	1:22.73 [5] (0:12.35)	1:10.38 [7] (0:11.92)	0:58.46 [7] (0:12.05)	0:46.41 [7] (0:11.84)	0:34.57 [7] (0:11.51)	0:23.06 [7] (0:11.33)	0:34.57	+13

Scratched: Spill The Secret (#14), Sailor (#5), Victory Win (#13), This'llbetheone (#3), Caprice Des Dieux (#1), Buillt (#2), Mr French (#8)

[] Ranking at each section and finish
 -:-:- No data available at this section
 NA No data available

SCN Saddle cloth number
 DNF Did not finish
 DNT Did not track



Doomben QLD Professional

Race 5: THE GIBSON BENCHMARK 80 Handicap - 1615m

24 August 2024 - 14:13



BRISBANE
RACING CLUB

Track Rating: Good 4, Weather: Fine, Rail Position: +3m Entire

Section							200m			Last 600m	
Field Times							0:11.73			0:34.61	
Rank	TAB	Horse/Jockey	Barrier	Top Speed [km/h]	Fastest Section	Margin				Distance Travelled [m]	
1	6	OSMAN James Orman	2	66.4 400m	0:11.02 400m	0:11.73 [1] (0:11.73)	1:37.49			0:34.25	
2	10	SIZZLING GAL Tahlia Fenlon	1	65.6 400m	0:11.13 400m	0:11.54 [3] (0:11.54)	0.08L			0:34.23	+6
3	11	SEBRING GIRL Nikita Beriman	9	65.4 400m	0:11.26 400m	0:11.76 [2] (0:11.76)	0.41L			0:34.68	+3
4	12	UNCOMMON VALOUR Damien Thornton	4	67.4 400m	0:11.10 400m	0:11.60 [5] (0:11.60)	2.03L			0:34.17	+7
5	9	PATMOS ISLAND Marnu Potgieter	7	64.9 400m	0:11.26 400m	0:11.71 [4] (0:11.71)	2.59L			0:34.55	-1
6	4	TONY BE Ryan Maloney	3	65.6 400m	0:11.16 400m	0:11.72 [6] (0:11.72)	3.04L			0:34.40	+4
7	7	HELEVA DEEL Emily Lang	5	64.7 400m	0:11.33 400m	0:11.73 [7] (0:11.73)	4.49L			0:34.57	+13

Scratched: Spill The Secret (#14), Sailor (#5), Victory Win (#13), This'llbetheone (#3), Caprice Des Dieux (#1), Buillt (#2), Mr French (#8)



Horse/Jockey Name	Osman
Final Rank	1
Fastest Section Time (Section)	0:11.02 (400m)
Top Speed [km/h] (Section)	66.4 (400m)
Race State	Finished



Doomben QLD Professional

Race 5: THE GIBSON BENCHMARK 80 Handicap - 1615m

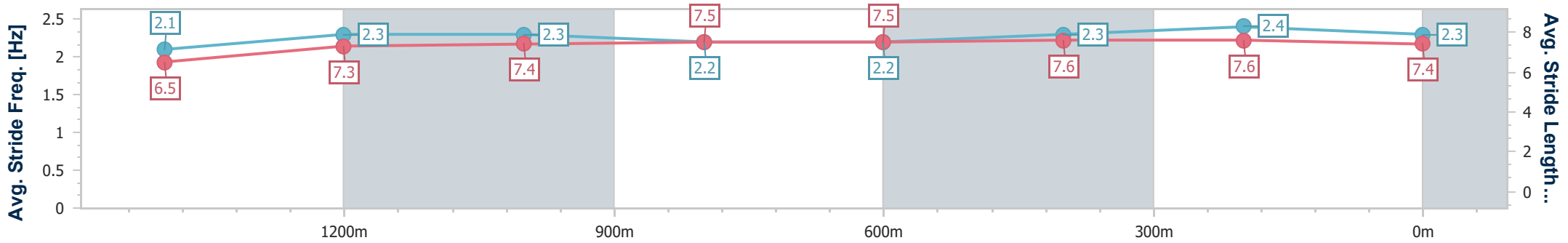
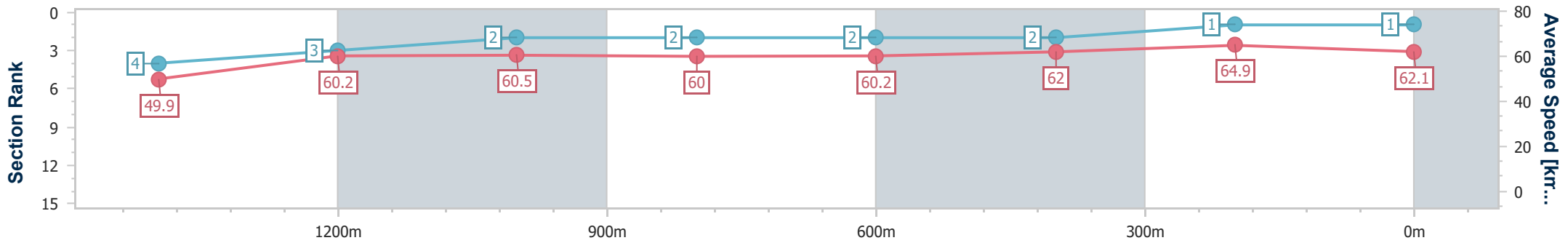
24 August 2024 - 14:13

Track Rating: Good 4, Weather: Fine, Rail Position: +3m Entire



BRISBANE RACING CLUB

Section	Overall	1400m	1200m	1000m	800m	600m	400m	200m
Section Times	1:37.49 [1] (0:15.46)	1:22.03 [4] (0:11.87)	1:10.16 [3] (0:11.90)	0:58.26 [2] (0:11.98)	0:46.28 [2] (0:12.03)	0:34.25 [2] (0:11.50)	0:22.75 [2] (0:11.02)	0:11.73 [1] (0:11.73)
Average Speed [km/h]	49.9	60.2	60.5	60.0	60.2	62.0	64.9	62.1
Top Speed [km/h]	60.3	60.9	62.0	61.8	61.6	63.4	66.4	64.1
Avg. Dist. to Rail [m]	1.2	1.7	0.4	0.8	0.5	1.5	1.4	2.8
Avg. Stride Freq. [Hz]	2.1	2.3	2.3	2.2	2.2	2.3	2.4	2.3
Avg. Stride Length [m]	6.5	7.3	7.4	7.5	7.5	7.6	7.6	7.4



- [] Ranking at each section and finish
- .-.-.- No data available at this section
- NA No data available



Horse/Jockey Name	Sizzling Gal
Final Rank	2
Fastest Section Time (Section)	0:11.13 (400m)
Top Speed [km/h] (Section)	65.6 (400m)
Race State	Finished



Doomben QLD Professional

Race 5: THE GIBSON BENCHMARK 80 Handicap - 1615m

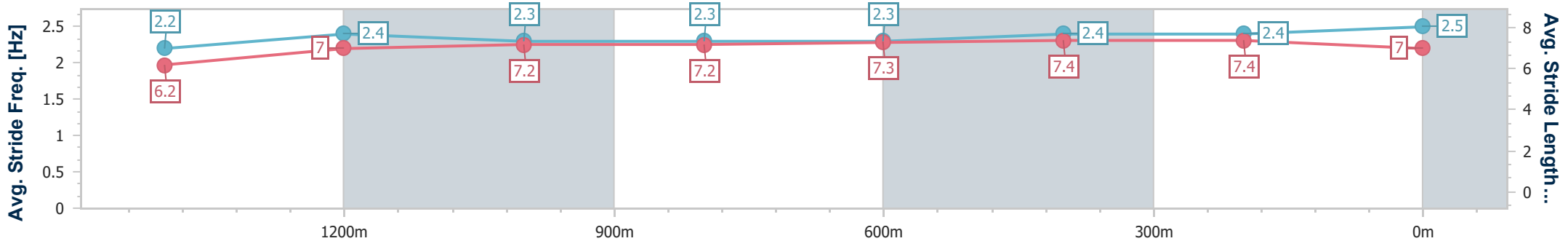
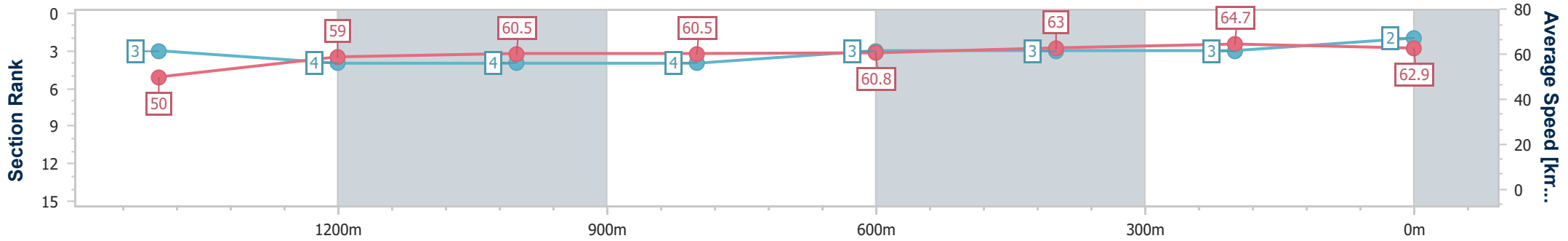
24 August 2024 - 14:13

Track Rating: Good 4, Weather: Fine, Rail Position: +3m Entire



BRISBANE RACING CLUB

Section	Overall	1400m	1200m	1000m	800m	600m	400m	200m
Section Times	1:37.51 [2] (0:15.42)	1:22.09 [3] (0:12.10)	1:09.99 [4] (0:11.92)	0:58.07 [4] (0:11.93)	0:46.14 [4] (0:11.91)	0:34.23 [3] (0:11.56)	0:22.67 [3] (0:11.13)	0:11.54 [3] (0:11.54)
Average Speed [km/h]	50.0	59.0	60.5	60.5	60.8	63.0	64.7	62.9
Top Speed [km/h]	61.3	60.8	62.0	62.0	62.7	64.0	65.6	64.9
Avg. Dist. to Rail [m]	2.0	1.3	0.4	0.9	1.8	1.5	3.0	5.3
Avg. Stride Freq. [Hz]	2.2	2.4	2.3	2.3	2.3	2.4	2.4	2.5
Avg. Stride Length [m]	6.2	7.0	7.2	7.2	7.3	7.4	7.4	7.0



- [] Ranking at each section and finish
- .-.-.- No data available at this section
- NA No data available



Horse/Jockey Name	Sebring Girl
Final Rank	3
Fastest Section Time (Section)	0:11.26 (400m)
Top Speed [km/h] (Section)	65.4 (400m)
Race State	Finished



Doomben QLD Professional

Race 5: THE GIBSON BENCHMARK 80 Handicap - 1615m

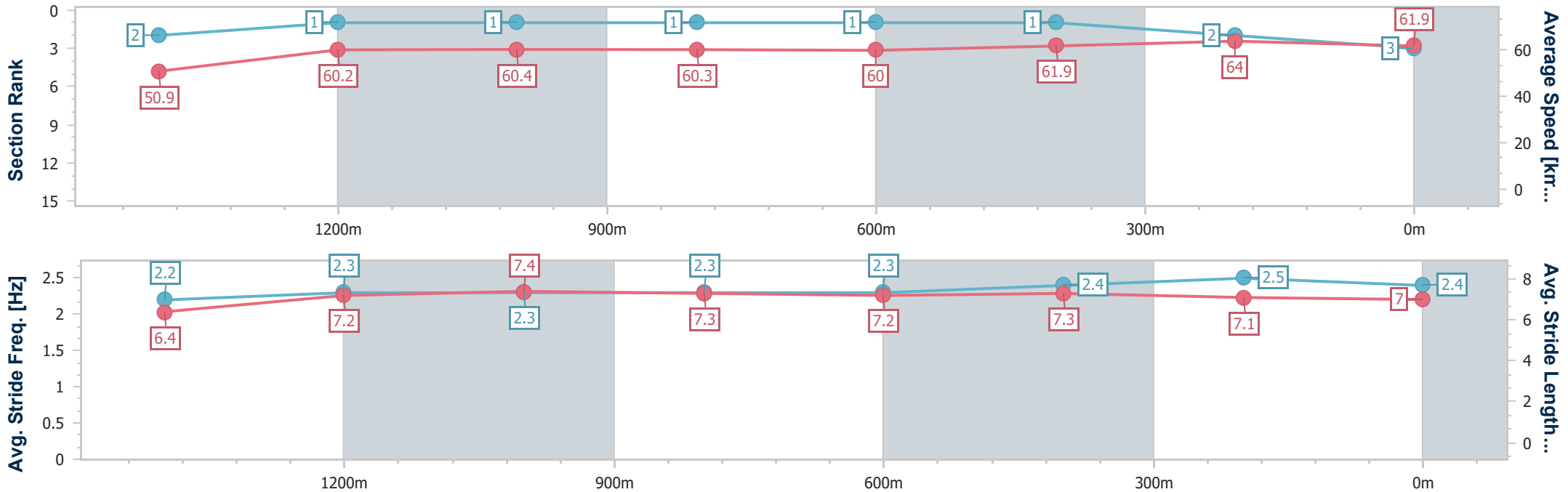
24 August 2024 - 14:13

Track Rating: Good 4, Weather: Fine, Rail Position: +3m Entire



BRISBANE RACING CLUB

Section	Overall	1400m	1200m	1000m	800m	600m	400m	200m
Section Times	1:37.56 [3] (0:15.17)	1:22.39 [2] (0:11.87)	1:10.52 [1] (0:11.90)	0:58.62 [1] (0:11.92)	0:46.70 [1] (0:12.02)	0:34.68 [1] (0:11.66)	0:23.02 [1] (0:11.26)	0:11.76 [2] (0:11.76)
Average Speed [km/h]	50.9	60.2	60.4	60.3	60.0	61.9	64.0	61.9
Top Speed [km/h]	62.2	61.6	61.0	61.1	61.2	63.0	65.4	63.9
Avg. Dist. to Rail [m]	3.1	1.0	0.7	1.2	0.4	0.3	2.1	2.3
Avg. Stride Freq. [Hz]	2.2	2.3	2.3	2.3	2.3	2.4	2.5	2.4
Avg. Stride Length [m]	6.4	7.2	7.4	7.3	7.2	7.3	7.1	7.0



- [] Ranking at each section and finish
- .-.- No data available at this section
- NA No data available



Horse/Jockey Name	Uncommon Valour
Final Rank	4
Fastest Section Time (Section)	0:11.10 (400m)
Top Speed [km/h] (Section)	67.4 (400m)
Race State	Finished



Doomben QLD Professional

Race 5: THE GIBSON BENCHMARK 80 Handicap - 1615m

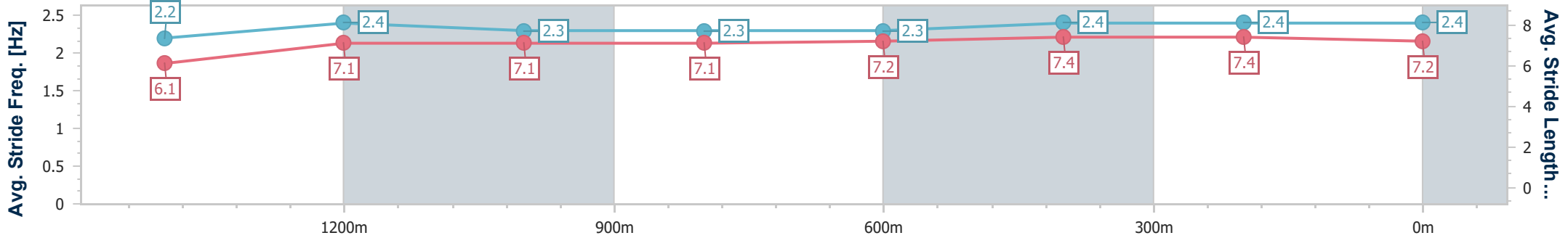
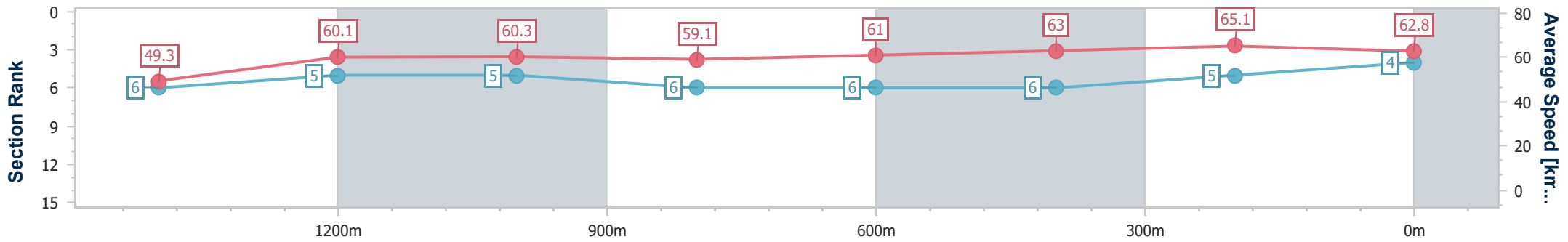
24 August 2024 - 14:13

Track Rating: Good 4, Weather: Fine, Rail Position: +3m Entire



BRISBANE RACING CLUB

Section	Overall	1400m	1200m	1000m	800m	600m	400m	200m
Section Times	1:37.84 [4] (0:15.68)	1:22.16 [6] (0:11.90)	1:10.26 [5] (0:11.96)	0:58.30 [5] (0:12.18)	0:46.12 [6] (0:11.95)	0:34.17 [6] (0:11.47)	0:22.70 [6] (0:11.10)	0:11.60 [5] (0:11.60)
Average Speed [km/h]	49.3	60.1	60.3	59.1	61.0	63.0	65.1	62.8
Top Speed [km/h]	61.0	61.6	62.3	60.1	62.3	64.1	67.4	65.1
Avg. Dist. to Rail [m]	1.8	1.2	1.1	1.5	1.6	1.1	3.5	6.4
Avg. Stride Freq. [Hz]	2.2	2.4	2.3	2.3	2.3	2.4	2.4	2.4
Avg. Stride Length [m]	6.1	7.1	7.1	7.1	7.2	7.4	7.4	7.2



- [] Ranking at each section and finish
- .-.- No data available at this section
- NA No data available



Horse/Jockey Name	Patmos Island
Final Rank	5
Fastest Section Time (Section)	0:11.26 (400m)
Top Speed [km/h] (Section)	64.9 (400m)
Race State	Finished



Doomben QLD Professional

Race 5: THE GIBSON BENCHMARK 80 Handicap - 1615m

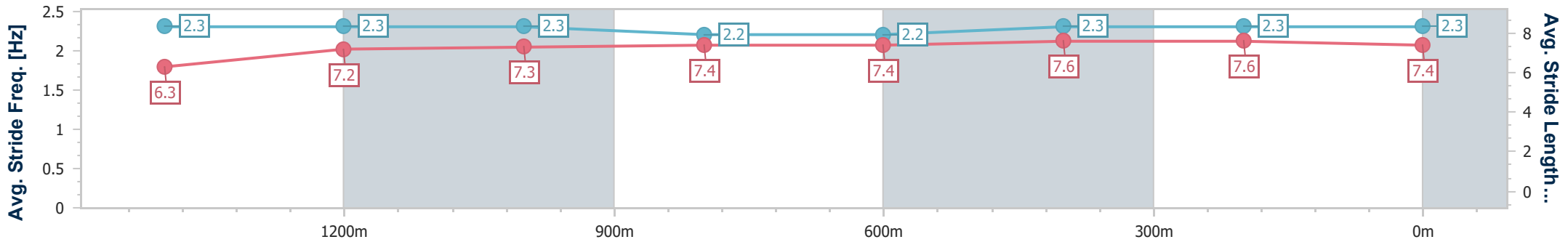
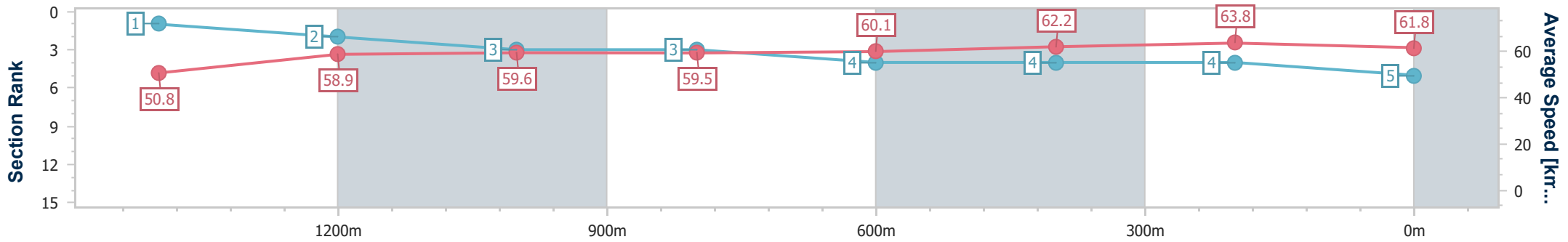
24 August 2024 - 14:13

Track Rating: Good 4, Weather: Fine, Rail Position: +3m Entire



BRISBANE RACING CLUB

Section	Overall	1400m	1200m	1000m	800m	600m	400m	200m
Section Times	1:37.93 [5] (0:15.15)	1:22.78 [1] (0:12.05)	1:10.73 [2] (0:12.08)	0:58.65 [3] (0:12.08)	0:46.57 [3] (0:12.02)	0:34.55 [4] (0:11.58)	0:22.97 [4] (0:11.26)	0:11.71 [4]
Average Speed [km/h]	50.8	58.9	59.6	59.5	60.1	62.2	63.8	61.8
Top Speed [km/h]	62.2	60.5	60.4	61.1	61.9	62.6	64.9	63.7
Avg. Dist. to Rail [m]	1.6	2.1	0.4	0.2	0.3	0.4	1.0	1.6
Avg. Stride Freq. [Hz]	2.3	2.3	2.3	2.2	2.2	2.3	2.3	2.3
Avg. Stride Length [m]	6.3	7.2	7.3	7.4	7.4	7.6	7.6	7.4



- [] Ranking at each section and finish
- .-.-.- No data available at this section
- NA No data available



Horse/Jockey Name	Tony Be
Final Rank	6
Fastest Section Time (Section)	0:11.16 (400m)
Top Speed [km/h] (Section)	65.6 (400m)
Race State	Finished



Doomben QLD Professional

Race 5: THE GIBSON BENCHMARK 80 Handicap - 1615m

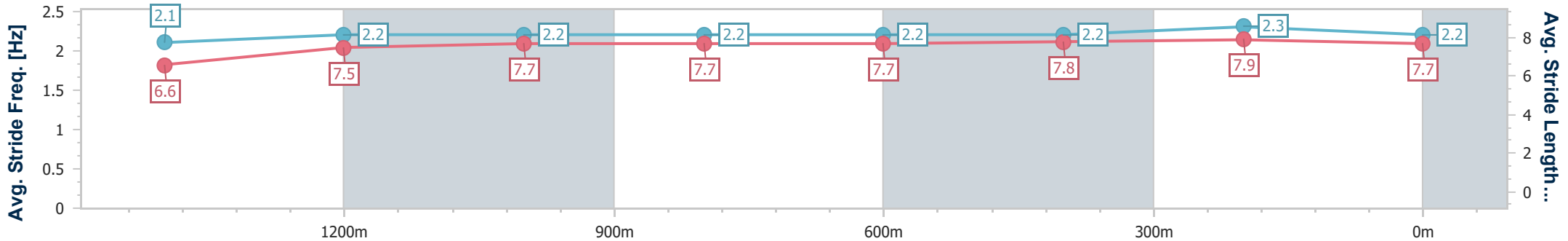
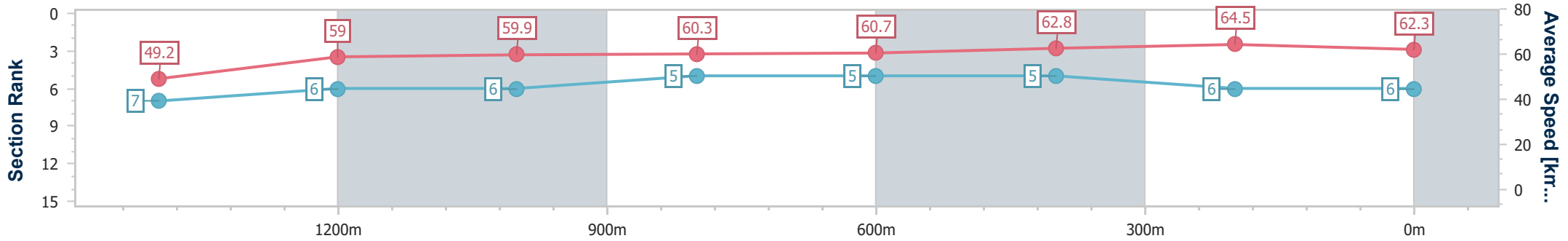
24 August 2024 - 14:13

Track Rating: Good 4, Weather: Fine, Rail Position: +3m Entire



BRISBANE RACING CLUB

Section	Overall	1400m	1200m	1000m	800m	600m	400m	200m
Section Times	1:38.01 [6] (0:15.72)	1:22.29 [7] (0:12.06)	1:10.23 [6] (0:12.00)	0:58.23 [6] (0:11.93)	0:46.30 [5] (0:11.90)	0:34.40 [5] (0:11.52)	0:22.88 [5] (0:11.16)	0:11.72 [6] (0:11.72)
Average Speed [km/h]	49.2	59.0	59.9	60.3	60.7	62.8	64.5	62.3
Top Speed [km/h]	60.8	60.0	61.3	62.3	61.8	63.8	65.6	64.6
Avg. Dist. to Rail [m]	1.3	1.6	0.3	0.3	0.9	0.7	1.7	3.0
Avg. Stride Freq. [Hz]	2.1	2.2	2.2	2.2	2.2	2.2	2.3	2.2
Avg. Stride Length [m]	6.6	7.5	7.7	7.7	7.7	7.8	7.9	7.7



- [] Ranking at each section and finish
- .-.- No data available at this section
- NA No data available



Horse/Jockey Name	Heleva Deel
Final Rank	7
Fastest Section Time (Section)	0:11.33 (400m)
Top Speed [km/h] (Section)	64.7 (400m)
Race State	Finished

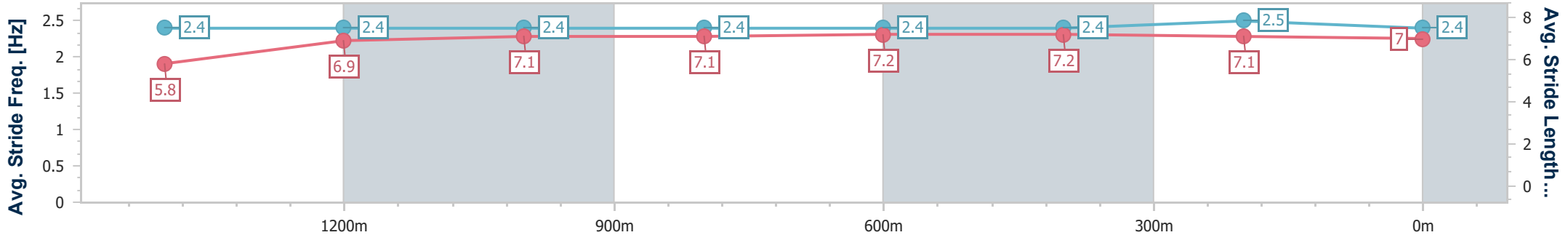
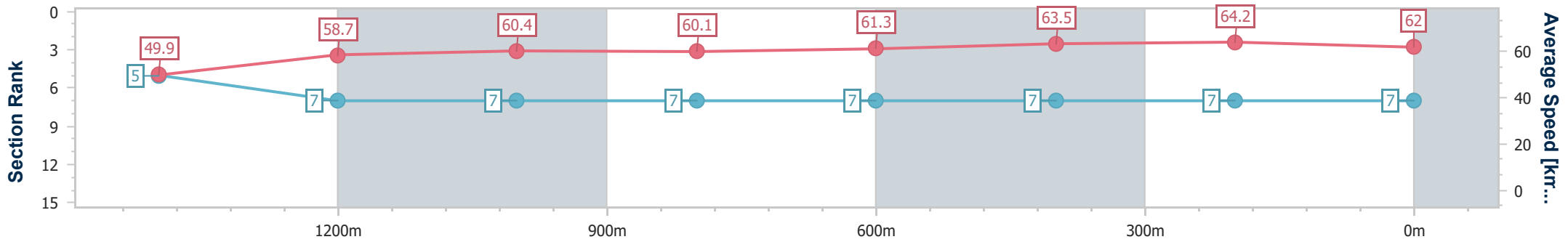


Doomben QLD Professional
Race 5: THE GIBSON BENCHMARK 80 Handicap - 1615m
 24 August 2024 - 14:13
 Track Rating: Good 4, Weather: Fine, Rail Position: +3m Entire



BRISBANE
RACING CLUB

Section	Overall	1400m	1200m	1000m	800m	600m	400m	200m
Section Times	1:38.26 [7] (0:15.53)	1:22.73 [5] (0:12.35)	1:10.38 [7] (0:11.92)	0:58.46 [7] (0:12.05)	0:46.41 [7] (0:11.84)	0:34.57 [7] (0:11.51)	0:23.06 [7] (0:11.33)	0:11.73 [7] (0:11.73)
Average Speed [km/h]	49.9	58.7	60.4	60.1	61.3	63.5	64.2	62.0
Top Speed [km/h]	61.1	60.5	62.4	61.9	63.6	63.9	64.7	63.8
Avg. Dist. to Rail [m]	1.8	0.9	2.1	1.6	2.0	2.4	5.3	4.9
Avg. Stride Freq. [Hz]	2.4	2.4	2.4	2.4	2.4	2.4	2.5	2.4
Avg. Stride Length [m]	5.8	6.9	7.1	7.1	7.2	7.2	7.1	7.0



- [] Ranking at each section and finish
- .-.-.- No data available at this section
- NA No data available



Doomben QLD Professional

Race 6: U&U RECRUITMENT BENCHMARK 78 Handicap - 1050m

24 August 2024 - 14:48



BRISBANE
RACING CLUB

Track Rating: Good 4, Weather: Fine, Rail Position: +3m Entire

Section		Overall	1000m	800m	600m	400m	200m	Last 600m					
Field Times		0:59.78 (0:04.75)	0:55.03 (0:10.63)	0:44.40 (0:10.63)	0:33.77 (0:10.96)	0:22.81 (0:11.07)	0:11.74 (0:11.74)	0:33.77					
Rank	TAB Horse/Jockey	Barrier	Top Speed [km/h]	Fastest Section	Margin							Distance Travelled [m]	
1	11 AVONE Melea Castle	1	69.9	0:04.93	0:59.78 [1] (0:04.93)	0:54.85 [6] (0:10.70)	0:44.15 [5] (0:10.50)	0:33.65 [3] (0:10.98)	0:22.67 [3] (0:11.08)	0:11.59 [3] (0:11.59)	0:59.78	0:33.65	
2	9 MR GALAZI Cejay Graham	3	70.9	0:04.87	0:59.90 [2] (0:04.87)	0:55.03 [4] (0:10.51)	0:44.52 [2] (0:10.71)	0:33.81 [2] (0:10.92)	0:22.89 [2] (0:11.03)	0:11.86 [1] (0:11.86)	0.71L	0:33.81	+3
3	3 RAINBOW CONNECTION Andrew Mallyon	15	68.9	0:05.20	1:00.13 [3] (0:05.20)	0:54.93 [11] (0:10.96)	0:43.97 [10] (0:10.64)	0:33.33 [9] (0:10.80)	0:22.53 [9] (0:10.86)	0:11.67 [7] (0:11.67)	2.1L	0:33.33	+4
4	5 QUEEN ASSASSIN Tahlia Fenlon	5	70.0	0:04.85	1:00.24 [4] (0:04.85)	0:55.39 [2] (0:10.65)	0:44.74 [3] (0:10.82)	0:33.92 [5] (0:10.91)	0:23.01 [5] (0:11.01)	0:12.00 [4] (0:12.00)	2.72L	0:33.92	+3
5	6 MUSCHIALLI James Orman	13	70.3	0:05.02	1:00.36 [5] (0:05.02)	0:55.34 [8] (0:10.88)	0:44.46 [8] (0:10.69)	0:33.77 [8] (0:10.80)	0:22.97 [6] (0:11.02)	0:11.95 [6] (0:11.95)	3.45L	0:33.77	+7
6	1 OSAMU Emily Lang	2	69.9	0:04.75	1:00.45 [6] (0:04.75)	0:55.70 [1] (0:10.63)	0:45.07 [1] (0:10.63)	0:34.44 [1] (0:10.96)	0:23.48 [1] (0:11.12)	0:12.36 [2] (0:12.36)	3.99L	0:34.44	-1
7	14 FEMME FATALE Jake Bayliss	11	70.7	0:04.86	1:00.81 [7] (0:04.86)	0:55.95 [3] (0:10.65)	0:45.30 [4] (0:10.79)	0:34.51 [4] (0:10.85)	0:23.66 [4] (0:11.13)	0:12.53 [5] (0:12.53)	6.07L	0:34.51	+7
8	8 THIS IS ONE Jag Guthmann-Chester	9	69.5	0:04.91	1:00.84 [8] (0:04.91)	0:55.93 [5] (0:10.80)	0:45.13 [6] (0:10.85)	0:34.28 [7] (0:10.99)	0:23.29 [8] (0:11.20)	0:12.09 [9] (0:12.09)	6.25L	0:34.28	+4
9	13 AL PAL'S GAL Samantha Collett	4	67.6	0:05.09	1:00.84 [9] (0:05.09)	0:55.75 [9] (0:10.93)	0:44.82 [9] (0:10.80)	0:34.02 [10] (0:10.79)	0:23.23 [10] (0:11.24)	0:11.99 [10] (0:11.99)	6.27L	0:34.02	-3
10	7 COLPO DI TAMBURO Nikita Beriman	12	68.4	0:05.19	1:01.08 [10] (0:05.19)	0:55.89 [10] (0:11.24)	0:44.65 [11] (0:10.69)	0:33.96 [11] (0:10.81)	0:23.15 [11] (0:11.17)	0:11.98 [11] (0:11.98)	7.66L	0:33.96	-5

Scratched: Ralpie (#4), Jayanthi (#10), Sir Carter (#15), Phantom Spirit (#12)

[] Ranking at each section and finish
 -:-:- No data available at this section
 NA No data available

SCN Saddle cloth number
 DNF Did not finish
 DNT Did not track



Doomben QLD Professional

Race 6: U&U RECRUITMENT BENCHMARK 78 Handicap - 1050m

24 August 2024 - 14:48



BRISBANE
RACING CLUB

Track Rating: Good 4, Weather: Fine, Rail Position: +3m Entire

Section	Overall	1000m	800m	600m	400m	200m	Last 600m
Field Times	0:59.78 (0:04.75)	0:55.03 (0:10.63)	0:44.40 (0:10.63)	0:33.77 (0:10.96)	0:22.81 (0:11.07)	0:11.74 (0:11.74)	0:33.77

Rank	TAB	Horse/Jockey	Barrier	Top Speed [km/h]	Fastest Section	Margin	Distance Travelled [m]
11	2	KAVAK	8	69.3	0:04.96	1:01.14 [11]	0:56.18 [7]
		Noel Callow		800m	Overall	0:04.96	(0:10.92)
						0:45.26 [7]	0:34.65 [6]
						0:23.69 [7]	0:12.53 [8]
						8L	0:34.65
							+2

Scratched: Ralpie (#4), Jayanthi (#10), Sir Carter (#15), Phantom Spirit (#12)

[] Ranking at each section and finish
 -:-:- No data available at this section
 NA No data available

SCN Saddle cloth number
 DNF Did not finish
 DNT Did not track



Horse/Jockey Name	Avone
Final Rank	1
Fastest Section Time (Section)	0:04.93 (Overall)
Top Speed [km/h] (Section)	69.9 (1000m)
Race State	Finished



Doomben QLD Professional
Race 6: U&U RECRUITMENT BENCHMARK 78 Handicap - 1050m

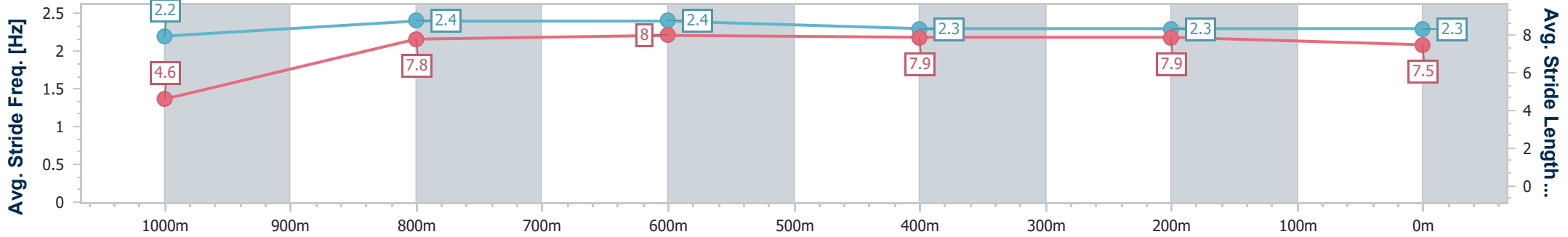
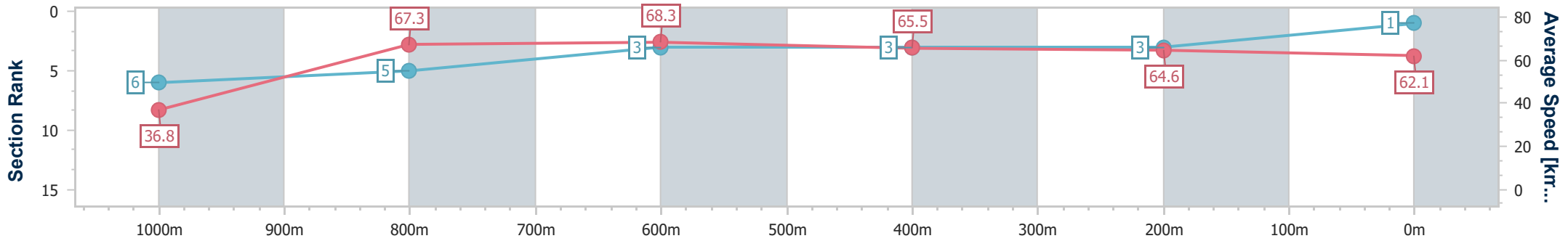
24 August 2024 - 14:48

Track Rating: Good 4, Weather: Fine, Rail Position: +3m Entire



BRISBANE
RACING CLUB

Section	Overall	1000m	800m	600m	400m	200m
Section Times	0:59.78 [1] (0:04.93)	0:54.85 [6] (0:10.70)	0:44.15 [5] (0:10.50)	0:33.65 [3] (0:10.98)	0:22.67 [3] (0:11.08)	0:11.59 [3] (0:11.59)
Average Speed [km/h]	36.8	67.3	68.3	65.5	64.6	62.1
Top Speed [km/h]	58.6	69.9	69.7	67.0	66.0	64.2
Avg. Dist. to Rail [m]	0.7	0.2	0.6	0.7	0.6	2.1
Avg. Stride Freq. [Hz]	2.2	2.4	2.4	2.3	2.3	2.3
Avg. Stride Length [m]	4.6	7.8	8.0	7.9	7.9	7.5



- [] Ranking at each section and finish
- .-.- No data available at this section
- NA No data available



Horse/Jockey Name	Mr Galazi
Final Rank	2
Fastest Section Time (Section)	0:04.87 (Overall)
Top Speed [km/h] (Section)	70.9 (1000m)
Race State	Finished



Doomben QLD Professional
Race 6: U&U RECRUITMENT BENCHMARK 78 Handicap - 1050m

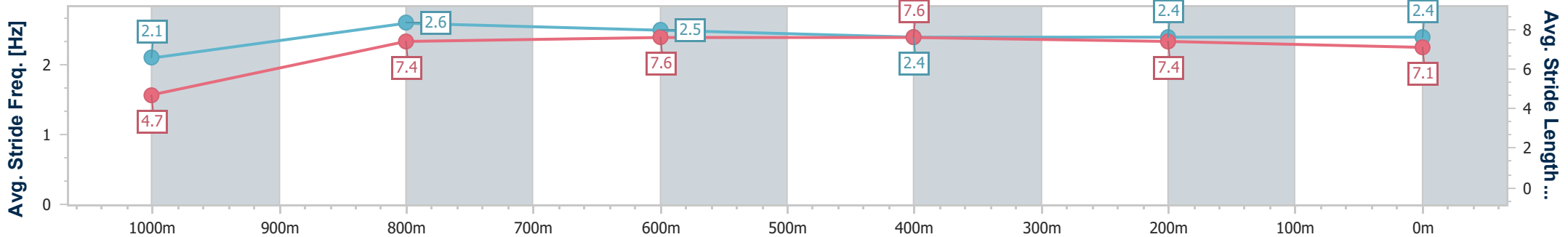
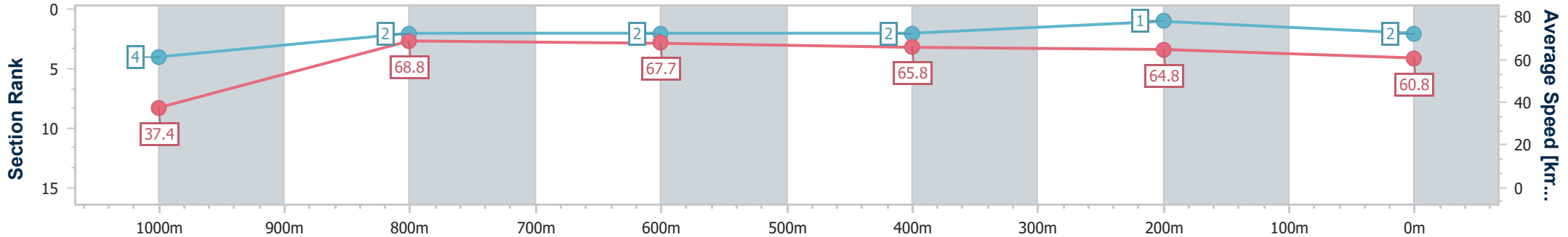
24 August 2024 - 14:48

Track Rating: Good 4, Weather: Fine, Rail Position: +3m Entire



BRISBANE
RACING CLUB

Section	Overall	1000m	800m	600m	400m	200m
Section Times	0:59.90 [2] (0:04.87)	0:55.03 [4] (0:10.51)	0:44.52 [2] (0:10.71)	0:33.81 [2] (0:10.92)	0:22.89 [2] (0:11.03)	0:11.86 [1] (0:11.86)
Average Speed [km/h]	37.4	68.8	67.7	65.8	64.8	60.8
Top Speed [km/h]	59.5	70.9	70.3	68.6	66.1	64.0
Avg. Dist. to Rail [m]	2.7	1.5	1.1	0.5	1.1	0.4
Avg. Stride Freq. [Hz]	2.1	2.6	2.5	2.4	2.4	2.4
Avg. Stride Length [m]	4.7	7.4	7.6	7.6	7.4	7.1



- [] Ranking at each section and finish
- .-.- No data available at this section
- NA No data available



Horse/Jockey Name	Rainbow Connection
Final Rank	3
Fastest Section Time (Section)	0:05.20 (Overall)
Top Speed [km/h] (Section)	68.9 (1000m)
Race State	Finished



Doomben QLD Professional
Race 6: U&U RECRUITMENT BENCHMARK 78 Handicap - 1050m

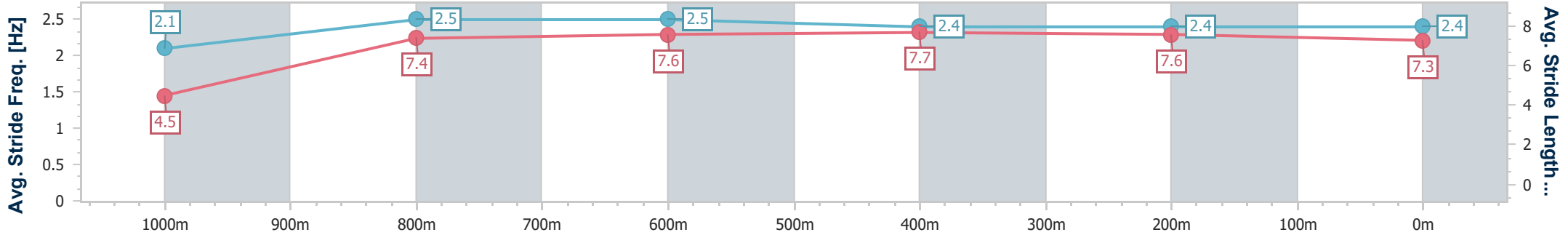
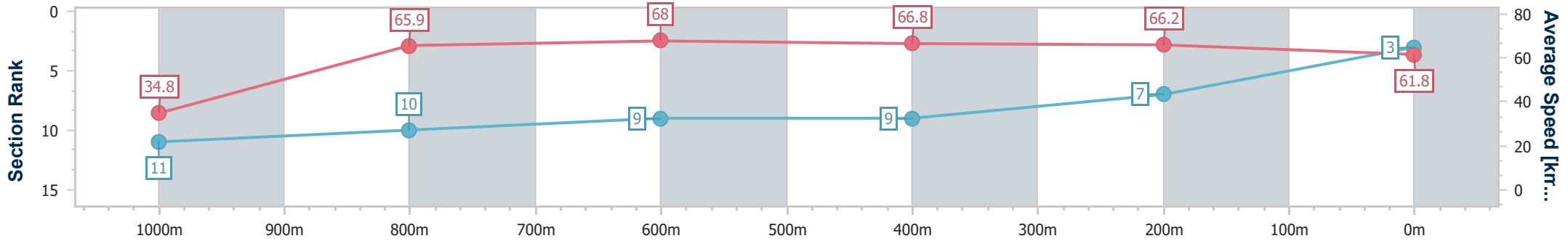
24 August 2024 - 14:48

Track Rating: Good 4, Weather: Fine, Rail Position: +3m Entire



BRISBANE
RACING CLUB

Section	Overall	1000m	800m	600m	400m	200m
Section Times	1:00.13 [3] (0:05.20)	0:54.93 [11] (0:10.96)	0:43.97 [10] (0:10.64)	0:33.33 [9] (0:10.80)	0:22.53 [9] (0:10.86)	0:11.67 [7] (0:11.67)
Average Speed [km/h]	34.8	65.9	68.0	66.8	66.2	61.8
Top Speed [km/h]	56.1	68.9	68.6	68.1	66.6	65.4
Avg. Dist. to Rail [m]	10.7	3.3	0.8	0.5	2.2	4.2
Avg. Stride Freq. [Hz]	2.1	2.5	2.5	2.4	2.4	2.4
Avg. Stride Length [m]	4.5	7.4	7.6	7.7	7.6	7.3



- [] Ranking at each section and finish
- .-.- No data available at this section
- NA No data available



Horse/Jockey Name	Queen Assassin
Final Rank	4
Fastest Section Time (Section)	0:04.85 (Overall)
Top Speed [km/h] (Section)	70.0 (1000m)
Race State	Finished

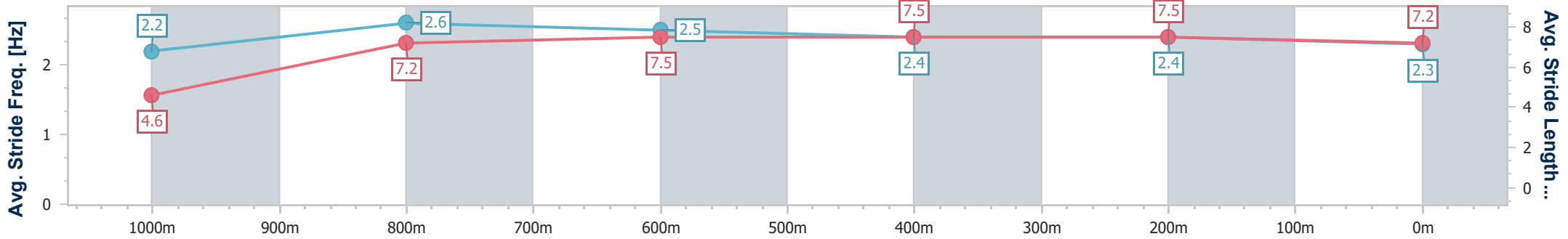
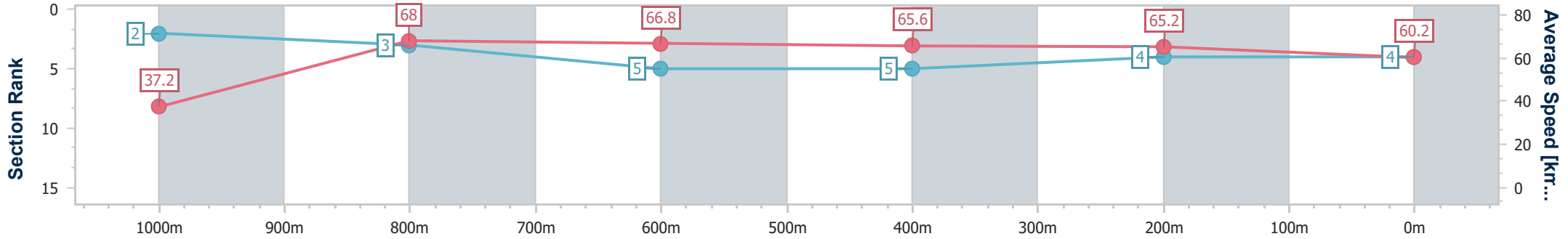


Doomben QLD Professional
Race 6: U&U RECRUITMENT BENCHMARK 78 Handicap - 1050m
 24 August 2024 - 14:48
 Track Rating: Good 4, Weather: Fine, Rail Position: +3m Entire



BRISBANE
RACING CLUB

Section	Overall	1000m	800m	600m	400m	200m
Section Times	1:00.24 [4] (0:04.85)	0:55.39 [2] (0:10.65)	0:44.74 [3] (0:10.82)	0:33.92 [5] (0:10.91)	0:23.01 [5] (0:11.01)	0:12.00 [4] (0:12.00)
Average Speed [km/h]	37.2	68.0	66.8	65.6	65.2	60.2
Top Speed [km/h]	59.2	70.0	67.9	67.9	67.1	64.1
Avg. Dist. to Rail [m]	4.3	2.4	0.8	0.7	0.9	2.9
Avg. Stride Freq. [Hz]	2.2	2.6	2.5	2.4	2.4	2.3
Avg. Stride Length [m]	4.6	7.2	7.5	7.5	7.5	7.2



- [] Ranking at each section and finish
- .-.- No data available at this section
- NA No data available



Horse/Jockey Name	Muschialli
Final Rank	5
Fastest Section Time (Section)	0:05.02 (Overall)
Top Speed [km/h] (Section)	70.3 (800m)
Race State	Finished



Doomben QLD Professional
Race 6: U&U RECRUITMENT BENCHMARK 78 Handicap - 1050m

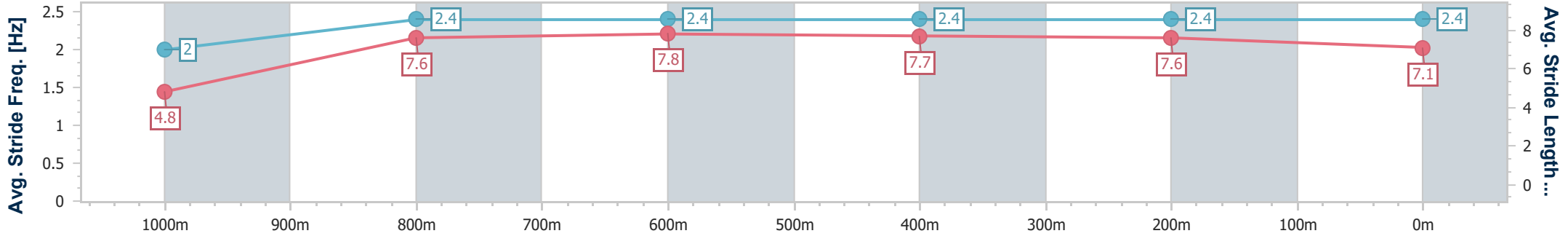
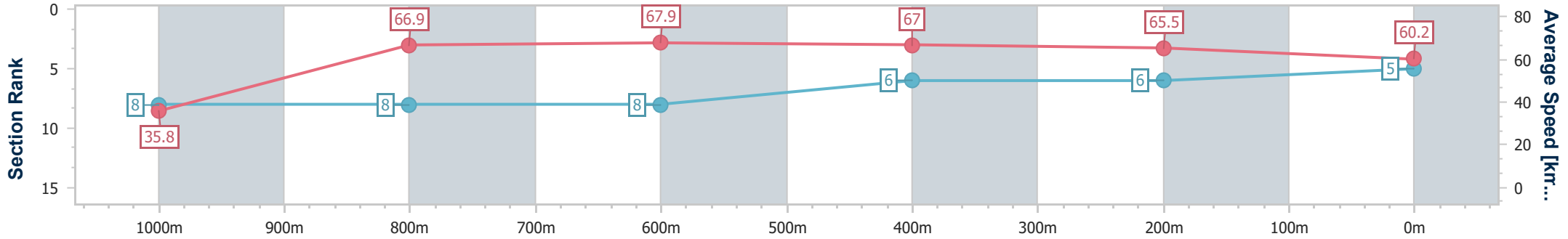
24 August 2024 - 14:48

Track Rating: Good 4, Weather: Fine, Rail Position: +3m Entire



BRISBANE RACING CLUB

Section	Overall	1000m	800m	600m	400m	200m
Section Times	1:00.36 [5] (0:05.02)	0:55.34 [8] (0:10.88)	0:44.46 [8] (0:10.69)	0:33.77 [8] (0:10.80)	0:22.97 [6] (0:11.02)	0:11.95 [6] (0:11.95)
Average Speed [km/h]	35.8	66.9	67.9	67.0	65.5	60.2
Top Speed [km/h]	57.7	70.0	70.3	68.7	65.8	63.4
Avg. Dist. to Rail [m]	9.3	3.9	1.5	1.6	1.9	3.8
Avg. Stride Freq. [Hz]	2.0	2.4	2.4	2.4	2.4	2.4
Avg. Stride Length [m]	4.8	7.6	7.8	7.7	7.6	7.1



- [] Ranking at each section and finish
- .-.- No data available at this section
- NA No data available



Horse/Jockey Name	Osamu
Final Rank	6
Fastest Section Time (Section)	0:04.75 (Overall)
Top Speed [km/h] (Section)	69.9 (1000m)
Race State	Finished



Doomben QLD Professional
Race 6: U&U RECRUITMENT BENCHMARK 78 Handicap - 1050m

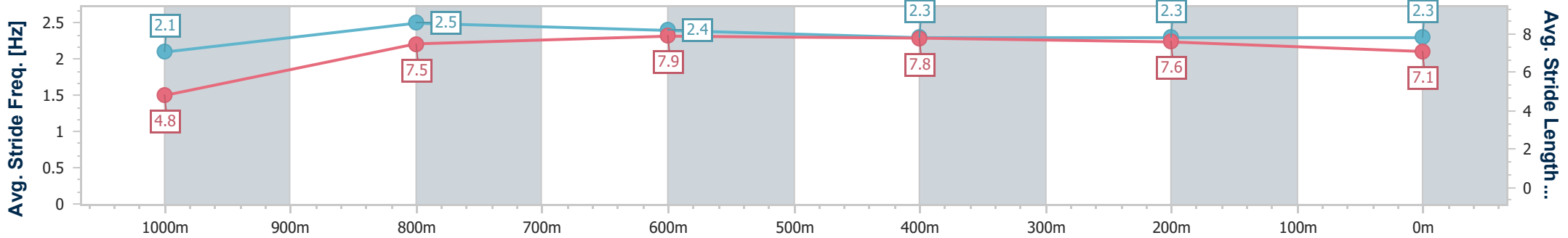
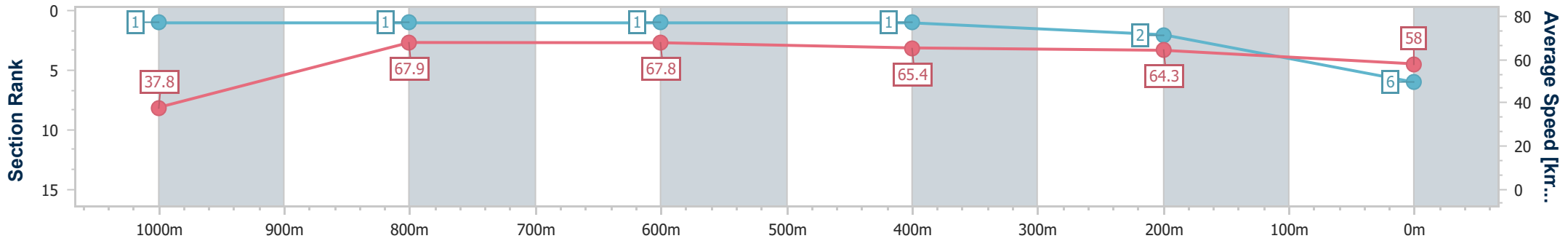
24 August 2024 - 14:48

Track Rating: Good 4, Weather: Fine, Rail Position: +3m Entire



BRISBANE
RACING CLUB

Section	Overall	1000m	800m	600m	400m	200m
Section Times	1:00.45 [6] (0:04.75)	0:55.70 [1] (0:10.63)	0:45.07 [1] (0:10.63)	0:34.44 [1] (0:10.96)	0:23.48 [1] (0:11.12)	0:12.36 [2] (0:12.36)
Average Speed [km/h]	37.8	67.9	67.8	65.4	64.3	58.0
Top Speed [km/h]	59.7	69.9	69.9	67.1	65.5	63.5
Avg. Dist. to Rail [m]	1.0	0.6	0.7	1.4	2.7	1.8
Avg. Stride Freq. [Hz]	2.1	2.5	2.4	2.3	2.3	2.3
Avg. Stride Length [m]	4.8	7.5	7.9	7.8	7.6	7.1



- [] Ranking at each section and finish
- .-.- No data available at this section
- NA No data available



Horse/Jockey Name	Femme Fatale
Final Rank	7
Fastest Section Time (Section)	0:04.86 (Overall)
Top Speed [km/h] (Section)	70.7 (1000m)
Race State	Finished



Doomben QLD Professional
Race 6: U&U RECRUITMENT BENCHMARK 78 Handicap - 1050m

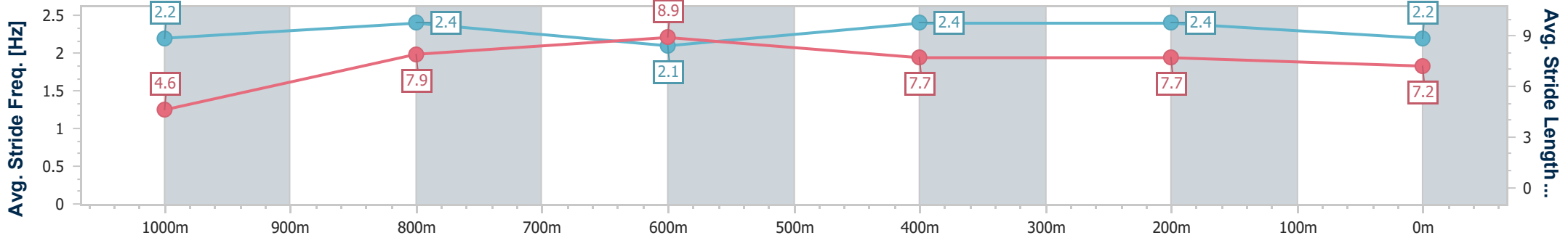
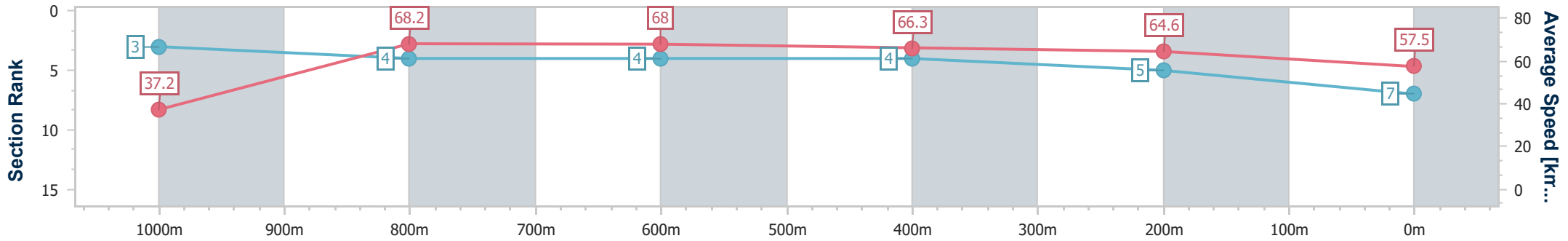
24 August 2024 - 14:48

Track Rating: Good 4, Weather: Fine, Rail Position: +3m Entire



BRISBANE RACING CLUB

Section	Overall	1000m	800m	600m	400m	200m
Section Times	1:00.81 [7] (0:04.86)	0:55.95 [3] (0:10.65)	0:45.30 [4] (0:10.79)	0:34.51 [4] (0:10.85)	0:23.66 [4] (0:11.13)	0:12.53 [5] (0:12.53)
Average Speed [km/h]	37.2	68.2	68.0	66.3	64.6	57.5
Top Speed [km/h]	60.4	70.7	69.3	67.6	65.6	62.3
Avg. Dist. to Rail [m]	7.6	4.6	3.5	1.1	0.9	1.8
Avg. Stride Freq. [Hz]	2.2	2.4	2.1	2.4	2.4	2.2
Avg. Stride Length [m]	4.6	7.9	8.9	7.7	7.7	7.2



- [] Ranking at each section and finish
- .-.- No data available at this section
- NA No data available



Horse/Jockey Name	This Is One
Final Rank	8
Fastest Section Time (Section)	0:04.91 (Overall)
Top Speed [km/h] (Section)	69.5 (800m)
Race State	Finished

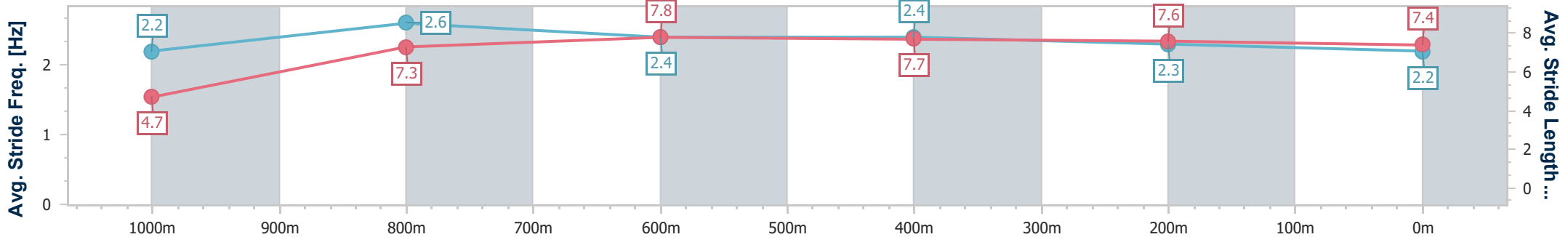
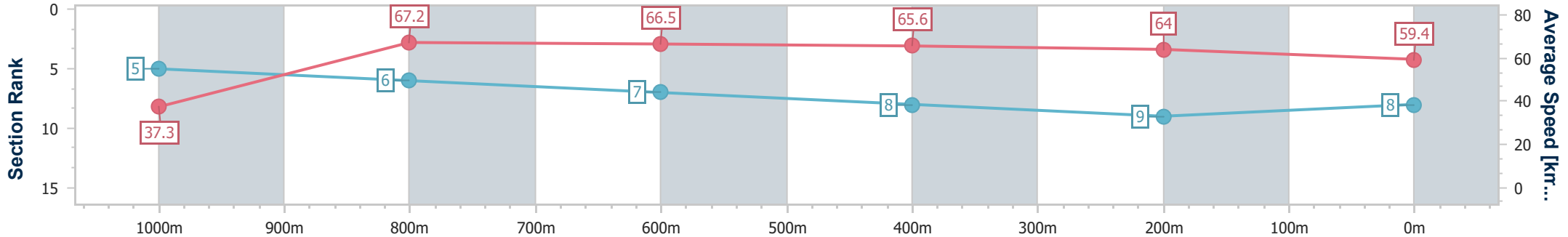


Doomben QLD Professional
Race 6: U&U RECRUITMENT BENCHMARK 78 Handicap - 1050m
 24 August 2024 - 14:48
 Track Rating: Good 4, Weather: Fine, Rail Position: +3m Entire



BRISBANE
RACING CLUB

Section	Overall	1000m	800m	600m	400m	200m
Section Times	1:00.84 [8] (0:04.91)	0:55.93 [5] (0:10.80)	0:45.13 [6] (0:10.85)	0:34.28 [7] (0:10.99)	0:23.29 [8] (0:11.20)	0:12.09 [9] (0:12.09)
Average Speed [km/h]	37.3	67.2	66.5	65.6	64.0	59.4
Top Speed [km/h]	58.8	69.2	69.5	66.9	65.7	63.1
Avg. Dist. to Rail [m]	6.5	3.5	1.2	0.9	1.9	3.7
Avg. Stride Freq. [Hz]	2.2	2.6	2.4	2.4	2.3	2.2
Avg. Stride Length [m]	4.7	7.3	7.8	7.7	7.6	7.4



- [] Ranking at each section and finish
- .-.- No data available at this section
- NA No data available



Horse/Jockey Name	Al Pal's Gal
Final Rank	9
Fastest Section Time (Section)	0:05.09 (Overall)
Top Speed [km/h] (Section)	67.6 (600m)
Race State	Finished



Doomben QLD Professional
Race 6: U&U RECRUITMENT BENCHMARK 78 Handicap - 1050m

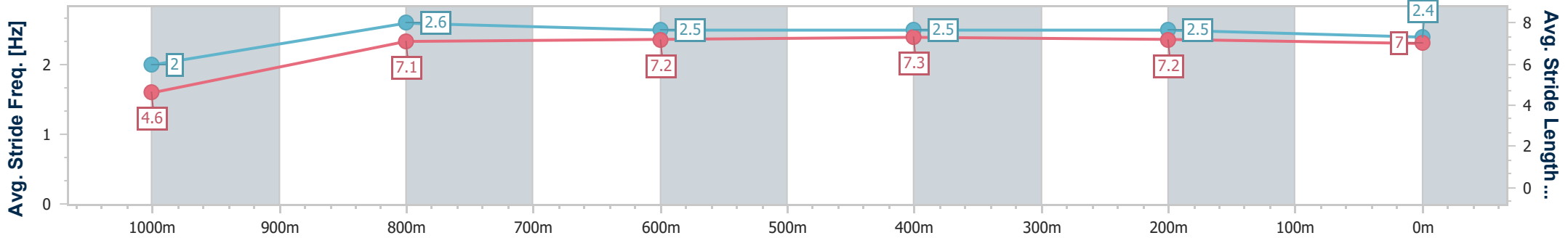
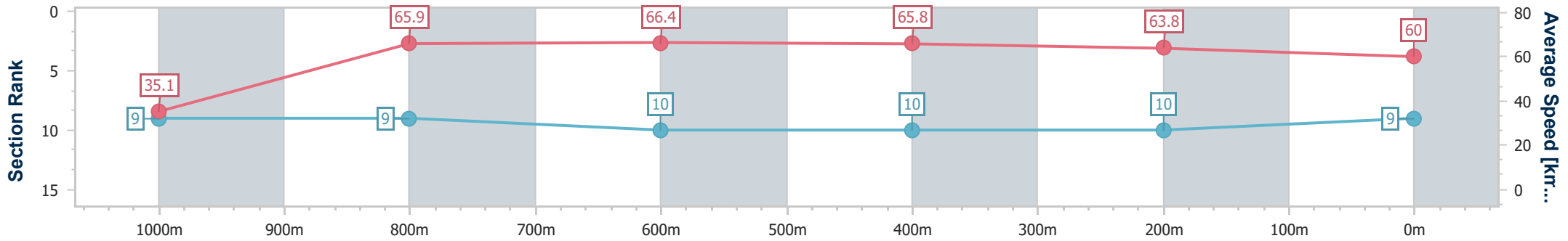
24 August 2024 - 14:48

Track Rating: Good 4, Weather: Fine, Rail Position: +3m Entire



BRISBANE
RACING CLUB

Section	Overall	1000m	800m	600m	400m	200m
Section Times	1:00.84 [9] (0:05.09)	0:55.75 [9] (0:10.93)	0:44.82 [9] (0:10.80)	0:34.02 [10] (0:10.79)	0:23.23 [10] (0:11.24)	0:11.99 [10] (0:11.99)
Average Speed [km/h]	35.1	65.9	66.4	65.8	63.8	60.0
Top Speed [km/h]	57.3	67.6	67.6	67.6	65.0	63.0
Avg. Dist. to Rail [m]	3.1	0.4	0.9	2.3	1.6	0.6
Avg. Stride Freq. [Hz]	2.0	2.6	2.5	2.5	2.5	2.4
Avg. Stride Length [m]	4.6	7.1	7.2	7.3	7.2	7.0



- [] Ranking at each section and finish
- .-.- No data available at this section
- NA No data available



Horse/Jockey Name	Colpo Di Tamburo
Final Rank	10
Fastest Section Time (Section)	0:05.19 (Overall)
Top Speed [km/h] (Section)	68.4 (800m)
Race State	Finished

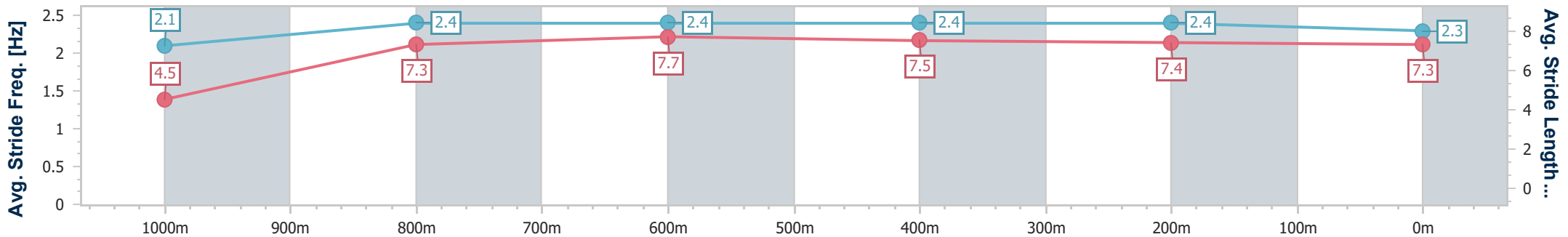
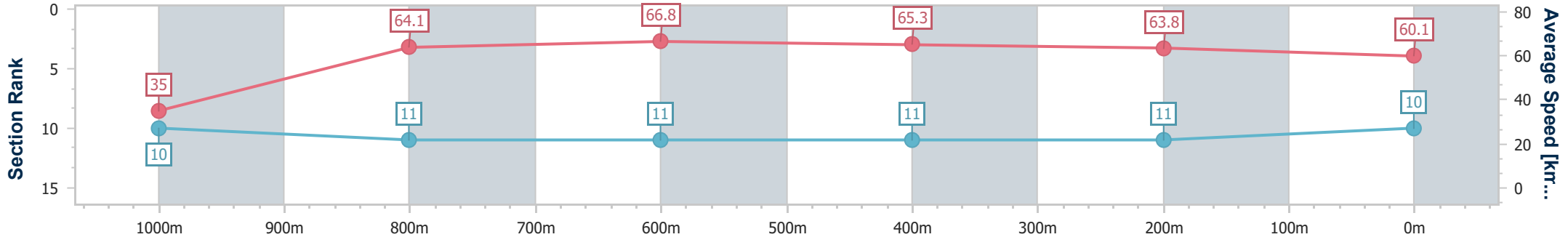


Doomben QLD Professional
Race 6: U&U RECRUITMENT BENCHMARK 78 Handicap - 1050m
 24 August 2024 - 14:48
 Track Rating: Good 4, Weather: Fine, Rail Position: +3m Entire



BRISBANE
RACING CLUB

Section	Overall	1000m	800m	600m	400m	200m
Section Times	1:01.08 [10] (0:05.19)	0:55.89 [10] (0:11.24)	0:44.65 [11] (0:10.69)	0:33.96 [11] (0:10.81)	0:23.15 [11] (0:11.17)	0:11.98 [11] (0:11.98)
Average Speed [km/h]	35.0	64.1	66.8	65.3	63.8	60.1
Top Speed [km/h]	55.9	66.9	68.4	66.9	64.4	63.5
Avg. Dist. to Rail [m]	8.0	1.8	1.6	3.8	2.0	2.1
Avg. Stride Freq. [Hz]	2.1	2.4	2.4	2.4	2.4	2.3
Avg. Stride Length [m]	4.5	7.3	7.7	7.5	7.4	7.3



- [] Ranking at each section and finish
- .-.- No data available at this section
- NA No data available



Horse/Jockey Name	Kavak
Final Rank	11
Fastest Section Time (Section)	0:04.96 (Overall)
Top Speed [km/h] (Section)	69.3 (800m)
Race State	Finished



Doomben QLD Professional
Race 6: U&U RECRUITMENT BENCHMARK 78 Handicap - 1050m

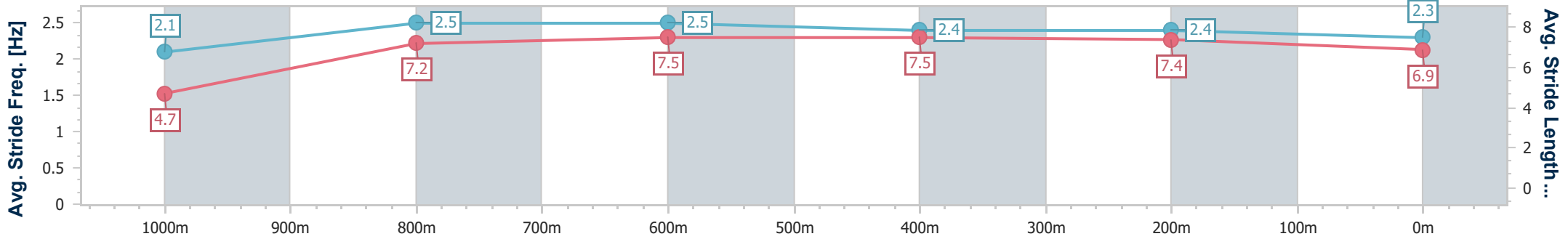
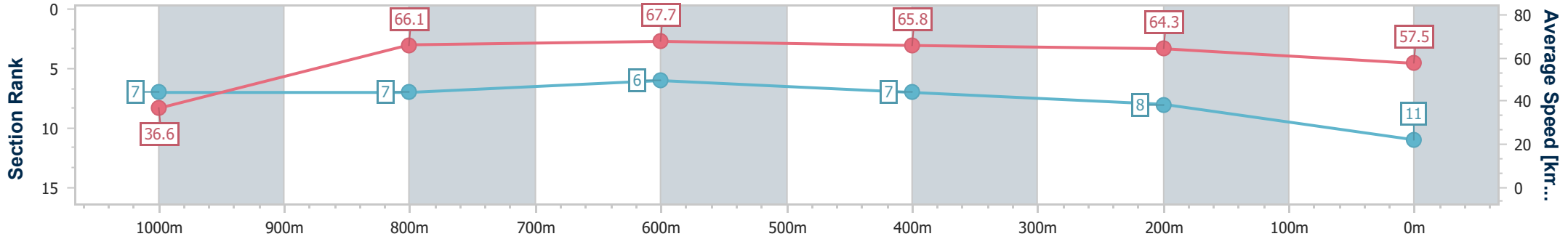
24 August 2024 - 14:48

Track Rating: Good 4, Weather: Fine, Rail Position: +3m Entire



BRISBANE RACING CLUB

Section	Overall	1000m	800m	600m	400m	200m
Section Times	1:01.14 [11] (0:04.96)	0:56.18 [7] (0:10.92)	0:45.26 [7] (0:10.61)	0:34.65 [6] (0:10.96)	0:23.69 [7] (0:11.16)	0:12.53 [8] (0:12.53)
Average Speed [km/h]	36.6	66.1	67.7	65.8	64.3	57.5
Top Speed [km/h]	57.6	69.1	69.3	67.0	65.9	62.3
Avg. Dist. to Rail [m]	5.3	2.3	0.5	0.4	1.1	1.8
Avg. Stride Freq. [Hz]	2.1	2.5	2.5	2.4	2.4	2.3
Avg. Stride Length [m]	4.7	7.2	7.5	7.5	7.4	6.9



- [] Ranking at each section and finish
- .-.- No data available at this section
- NA No data available



Doomben QLD Professional

Race 7: SPRING CARNIVAL ON SALE NOW BENCHMARK 70 Handicap - 1200m

24 August 2024 - 15:24



BRISBANE
RACING CLUB

Track Rating: Good 4, Weather: Fine, Rail Position: +3m Entire

Section													Last 600m				
Field Times		Overall	1000m	800m	600m	400m	200m						0:34.46				
		1:09.55 (0:13.15)	0:56.40 (0:10.71)	0:45.69 (0:11.23)	0:34.46 (0:11.42)	0:23.04 (0:11.43)	0:11.61 (0:11.61)										
Rank	TAB Horse/Jockey	Barrier	Top Speed [km/h]	Fastest Section												Margin	Distance Travelled [m]
1	14 HOOT 'N' HOLLER Noel Callow	7	66.5 400m	0:10.97 400m	1:09.55 [1] (0:13.50)	0:56.05 [5] (0:11.15)	0:44.90 [7] (0:11.26)	0:33.64 [7] (0:11.25)	0:22.39 [7] (0:10.97)	0:11.42 [5] (0:11.42)	1:09.55		0:33.64				
2	18 CARDONE Melea Castle	15	67.6 400m	0:10.76 400m	1:09.81 [2] (0:14.44)	0:55.37 [12] (0:11.10)	0:44.27 [12] (0:11.08)	0:33.19 [12] (0:11.02)	0:22.17 [11] (0:10.76)	0:11.41 [11] (0:11.41)	1.56L		0:33.19	-8			
3	12 FIELD OF MYRTLE Andrew Mallyon	2	67.7 1000m	0:10.86 1000m	1:09.96 [3] (0:13.38)	0:56.58 [4] (0:10.86)	0:45.72 [4] (0:11.18)	0:34.54 [4] (0:11.24)	0:23.30 [4] (0:11.37)	0:11.93 [3] (0:11.93)	2.45L		0:34.54	-7			
4	21 LOVEWILLCOMELATER Martin Harley	14	68.3 1000m	0:10.86 1000m	1:10.07 [4] (0:13.32)	0:56.75 [3] (0:10.86)	0:45.89 [3] (0:11.19)	0:34.70 [3] (0:11.28)	0:23.42 [3] (0:11.29)	0:12.13 [1] (0:12.13)	3.1L		0:34.70	-5			
5	13 MISS TAMBO Jag Guthmann-Chester	5	66.3 400m	0:11.01 400m	1:10.17 [5] (0:13.94)	0:56.23 [9] (0:11.06)	0:45.17 [9] (0:11.19)	0:33.98 [9] (0:11.16)	0:22.82 [9] (0:11.01)	0:11.81 [9] (0:11.81)	3.67L		0:33.98	-3			
6	8 DRAMMATICA Emily Lang	1	67.0 1000m	0:11.01 1000m	1:10.25 [6] (0:13.55)	0:56.70 [6] (0:11.01)	0:45.69 [6] (0:11.17)	0:34.52 [6] (0:11.24)	0:23.28 [5] (0:11.20)	0:12.08 [6] (0:12.08)	4.15L		0:34.52	-6			
7	23 YES TO EXCESS Jake Bayliss	6	67.2 1000m	0:10.97 400m	1:10.38 [7] (0:14.05)	0:56.33 [10] (0:11.09)	0:45.24 [10] (0:11.12)	0:34.12 [10] (0:11.12)	0:23.00 [10] (0:10.97)	0:12.03 [8] (0:12.03)	4.91L		0:34.12	-7			
8	4 BOHEMIAN LAD Ryan Maloney	4	66.3 Overall	0:11.09 800m	1:10.39 [8] (0:13.71)	0:56.68 [8] (0:11.18)	0:45.50 [8] (0:11.09)	0:34.41 [8] (0:11.20)	0:23.21 [8] (0:11.18)	0:12.03 [10] (0:12.03)	4.98L		0:34.41	-7			
9	3 STARRY EYES Damien Thornton	9	68.2 1000m	0:10.93 1000m	1:10.40 [9] (0:13.57)	0:56.83 [7] (0:10.93)	0:45.90 [5] (0:11.22)	0:34.68 [5] (0:11.34)	0:23.34 [6] (0:11.12)	0:12.22 [7] (0:12.22)	5.02L		0:34.68	+0			
10	17 THE WOLF Courtney Bellamy	8	70.4 1000m	0:10.66 1000m	1:10.47 [10] (0:13.20)	0:57.27 [2] (0:10.66)	0:46.61 [1] (0:11.23)	0:35.38 [1] (0:11.52)	0:23.86 [2] (0:11.38)	0:12.48 [2] (0:12.48)	5.41L		0:35.38	-4			

Scratched: Uncle Russ (#9), Colpo Di Tamburo (#1), Spirit Queen (#2), Jubai Pride (#20), Russian Sub (#5), Sir Carter (#19), Regal Edition (#11), Striking Plains (#10), Talk Time (#7), Bella Babe (#16), Surfers



Doomben QLD Professional
Race 7: SPRING CARNIVAL ON SALE NOW BENCHMARK 70 Handicap - 1200m
24 August 2024 - 15:24



Track Rating: Good 4, Weather: Fine, Rail Position: +3m Entire

Section		Overall	1000m	800m	600m	400m	200m	Last 600m					
Field Times		1:09.55 (0:13.15)	0:56.40 (0:10.71)	0:45.69 (0:11.23)	0:34.46 (0:11.42)	0:23.04 (0:11.43)	0:11.61 (0:11.61)	0:34.46					
Rank	TAB Horse/Jockey	Barrier	Top Speed [km/h]	Fastest Section	Margin						Distance Travelled [m]		
11	24 IMMORTALITY Tahlia Fenlon	12	66.6 400m	0:11.01 400m	1:10.61 [11] (0:14.16)	0:56.45 [11] (0:11.15)	0:45.30 [11] (0:11.14)	0:34.16 [11] (0:11.20)	0:22.96 [12] (0:11.01)	0:11.95 [12] (0:11.95)	6.28L	0:34.16	-3
12	15 TSARINA SOPHIA James Orman	3	69.3 Overall	0:10.81 1000m	1:10.88 [12] (0:13.15)	0:57.73 [1] (0:10.81)	0:46.92 [2] (0:11.22)	0:35.70 [2] (0:11.33)	0:24.37 [1] (0:11.57)	0:12.80 [4] (0:12.80)	7.86L	0:35.70	-9

Scratched: Uncle Russ (#9), Colpo Di Tamburo (#1), Spirit Queen (#2), Jubai Pride (#20), Russian Sub (#5), Sir Carter (#19), Regal Edition (#11), Striking Plains (#10), Talk Time (#7), Bella Babe (#16), Surfers

[] Ranking at each section and finish
 -:-:-:- No data available at this section
 NA No data available

SCN Saddle cloth number
 DNF Did not finish
 DNT Did not track



Horse/Jockey Name	Hoot 'N' Holler
Final Rank	1
Fastest Section Time (Section)	0:10.97 (400m)
Top Speed [km/h] (Section)	66.5 (400m)
Race State	Finished

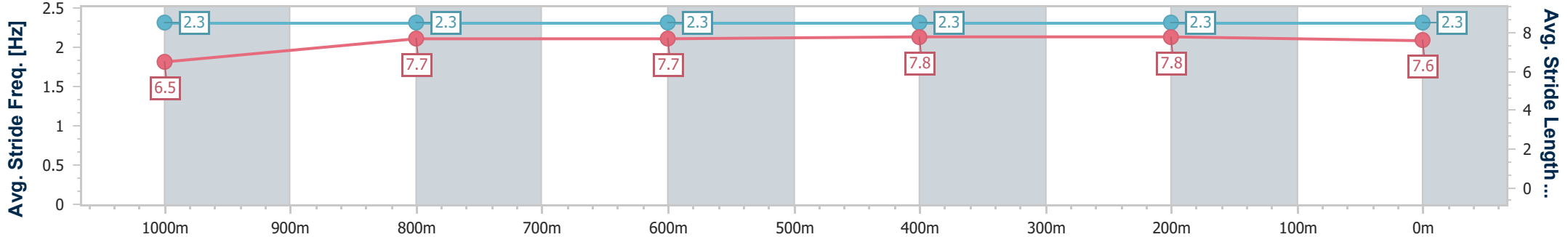
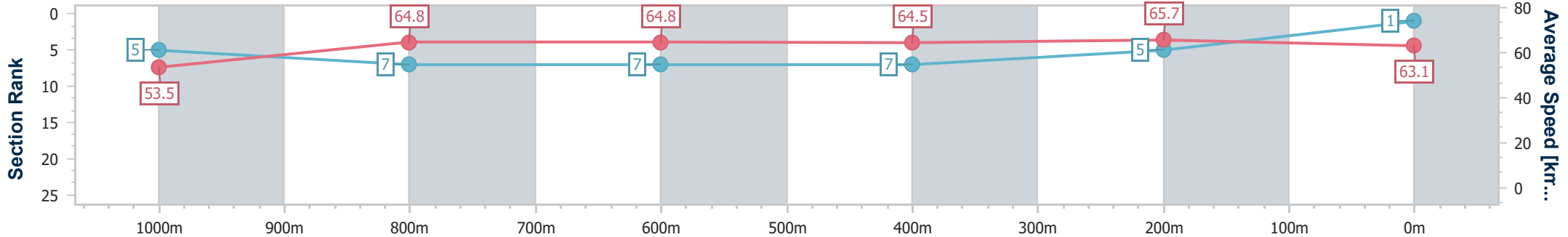


Doomben QLD Professional
Race 7: SPRING CARNIVAL ON SALE NOW BENCHMARK 70
Handicap - 1200m
24 August 2024 - 15:24
Track Rating: Good 4, Weather: Fine, Rail Position: +3m Entire



BRISBANE
RACING CLUB

Section	Overall	1000m	800m	600m	400m	200m
Section Times	1:09.55 [1] (0:13.50)	0:56.05 [5] (0:11.15)	0:44.90 [7] (0:11.26)	0:33.64 [7] (0:11.25)	0:22.39 [7] (0:10.97)	0:11.42 [5] (0:11.42)
Average Speed [km/h]	53.5	64.8	64.8	64.5	65.7	63.1
Top Speed [km/h]	66.5	66.5	65.3	65.7	66.5	66.2
Avg. Dist. to Rail [m]	4.2	1.9	2.5	1.7	1.4	3.2
Avg. Stride Freq. [Hz]	2.3	2.3	2.3	2.3	2.3	2.3
Avg. Stride Length [m]	6.5	7.7	7.7	7.8	7.8	7.6



- [] Ranking at each section and finish
- .-.- No data available at this section
- NA No data available



Horse/Jockey Name	Cardone
Final Rank	2
Fastest Section Time (Section)	0:10.76 (400m)
Top Speed [km/h] (Section)	67.6 (400m)
Race State	Finished

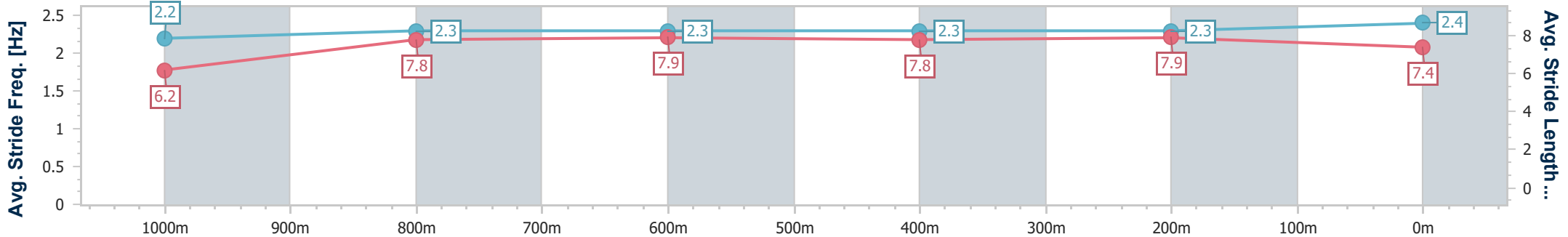
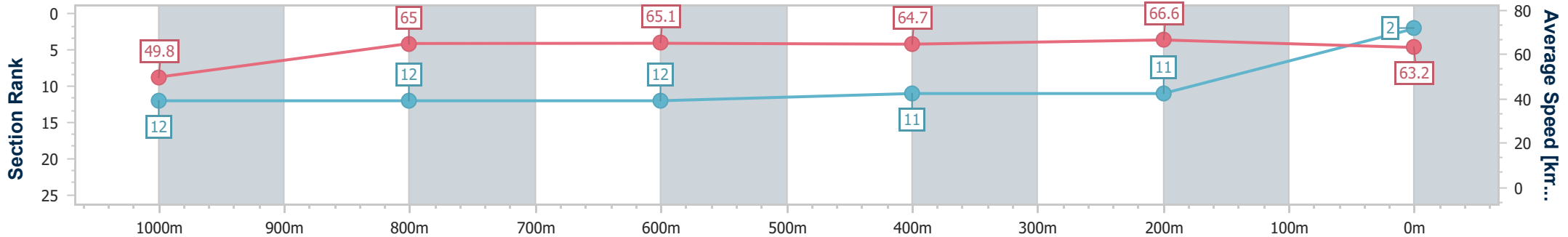


Doomben QLD Professional
Race 7: SPRING CARNIVAL ON SALE NOW BENCHMARK 70
Handicap - 1200m
24 August 2024 - 15:24
Track Rating: Good 4, Weather: Fine, Rail Position: +3m Entire



BRISBANE
 RACING CLUB

Section	Overall	1000m	800m	600m	400m	200m
Section Times	1:09.81 [2] (0:14.44)	0:55.37 [12] (0:11.10)	0:44.27 [12] (0:11.08)	0:33.19 [12] (0:11.02)	0:22.17 [11] (0:10.76)	0:11.41 [11] (0:11.41)
Average Speed [km/h]	49.8	65.0	65.1	64.7	66.6	63.2
Top Speed [km/h]	65.6	65.7	65.9	66.3	67.6	64.8
Avg. Dist. to Rail [m]	6.6	0.5	0.5	1.8	1.5	3.5
Avg. Stride Freq. [Hz]	2.2	2.3	2.3	2.3	2.3	2.4
Avg. Stride Length [m]	6.2	7.8	7.9	7.8	7.9	7.4



- [] Ranking at each section and finish
- .-.- No data available at this section
- NA No data available



Horse/Jockey Name	Field Of Myrtle
Final Rank	3
Fastest Section Time (Section)	0:10.86 (1000m)
Top Speed [km/h] (Section)	67.7 (1000m)
Race State	Finished

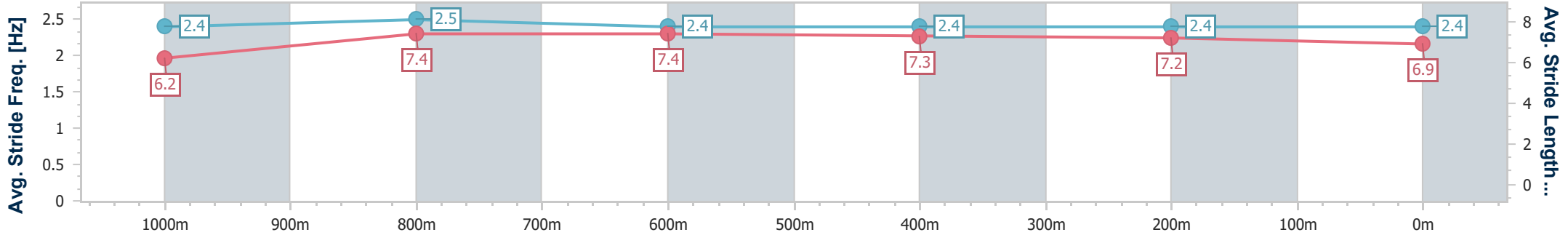
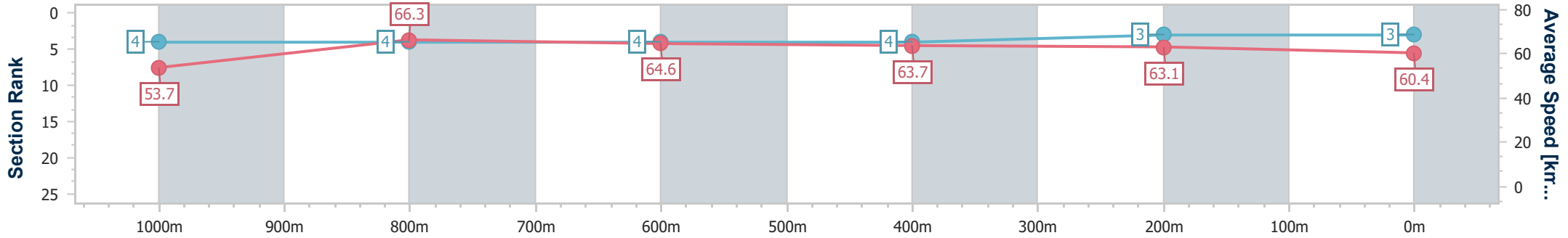


Doomben QLD Professional
Race 7: SPRING CARNIVAL ON SALE NOW BENCHMARK 70
Handicap - 1200m
24 August 2024 - 15:24
Track Rating: Good 4, Weather: Fine, Rail Position: +3m Entire



BRISBANE
RACING CLUB

Section	Overall	1000m	800m	600m	400m	200m
Section Times	1:09.96 [3] (0:13.38)	0:56.58 [4] (0:10.86)	0:45.72 [4] (0:11.18)	0:34.54 [4] (0:11.24)	0:23.30 [4] (0:11.37)	0:11.93 [3] (0:11.93)
Average Speed [km/h]	53.7	66.3	64.6	63.7	63.1	60.4
Top Speed [km/h]	66.8	67.7	65.2	64.4	64.1	61.9
Avg. Dist. to Rail [m]	2.4	1.1	0.2	0.9	1.0	0.7
Avg. Stride Freq. [Hz]	2.4	2.5	2.4	2.4	2.4	2.4
Avg. Stride Length [m]	6.2	7.4	7.4	7.3	7.2	6.9



- [] Ranking at each section and finish
- .-.- No data available at this section
- NA No data available



Horse/Jockey Name	Lovewillcomelater
Final Rank	4
Fastest Section Time (Section)	0:10.86 (1000m)
Top Speed [km/h] (Section)	68.3 (1000m)
Race State	Finished

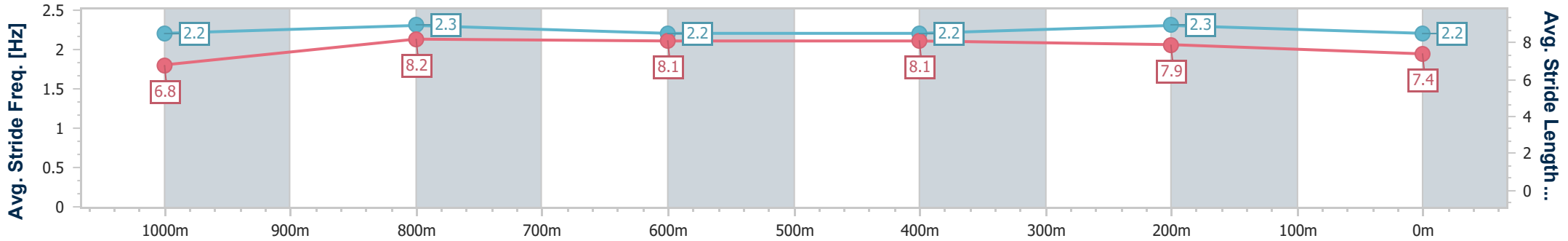
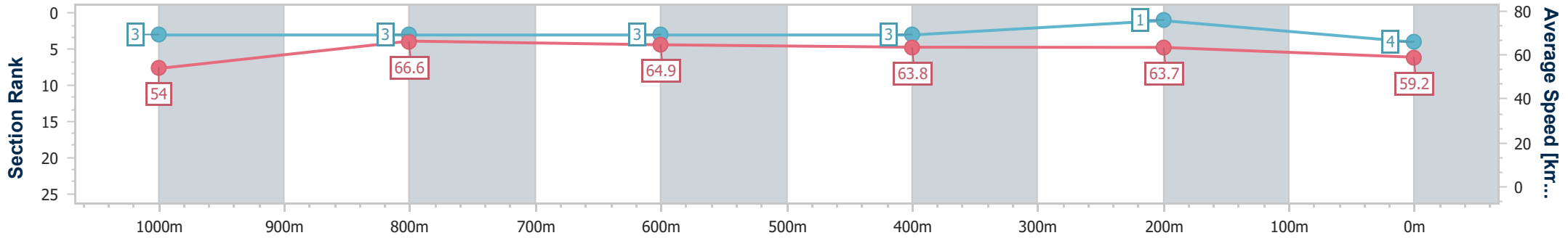


Doomben QLD Professional
Race 7: SPRING CARNIVAL ON SALE NOW BENCHMARK 70
Handicap - 1200m
24 August 2024 - 15:24
Track Rating: Good 4, Weather: Fine, Rail Position: +3m Entire



BRISBANE
RACING CLUB

Section	Overall	1000m	800m	600m	400m	200m
Section Times	1:10.07 [4] (0:13.32)	0:56.75 [3] (0:10.86)	0:45.89 [3] (0:11.19)	0:34.70 [3] (0:11.28)	0:23.42 [3] (0:11.29)	0:12.13 [1] (0:12.13)
Average Speed [km/h]	54.0	66.6	64.9	63.8	63.7	59.2
Top Speed [km/h]	68.2	68.3	66.3	64.5	64.6	62.5
Avg. Dist. to Rail [m]	8.7	2.3	1.3	0.6	0.6	1.9
Avg. Stride Freq. [Hz]	2.2	2.3	2.2	2.2	2.3	2.2
Avg. Stride Length [m]	6.8	8.2	8.1	8.1	7.9	7.4



- [] Ranking at each section and finish
- .-.- No data available at this section
- NA No data available



Horse/Jockey Name	Miss Tambo
Final Rank	5
Fastest Section Time (Section)	0:11.01 (400m)
Top Speed [km/h] (Section)	66.3 (400m)
Race State	Finished

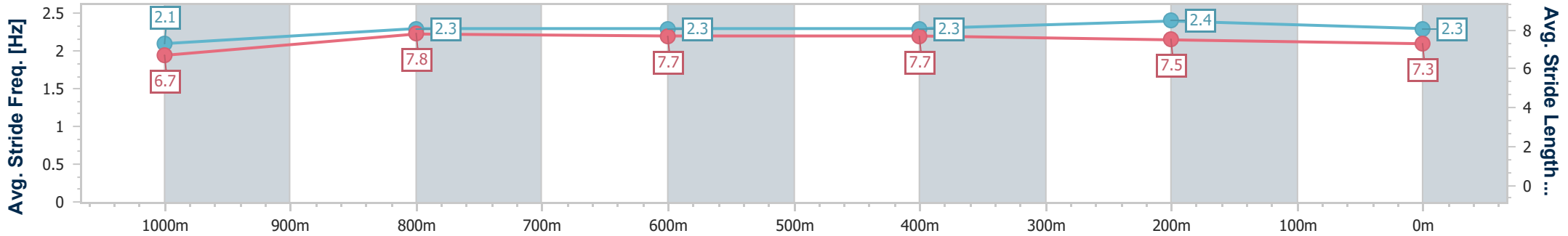
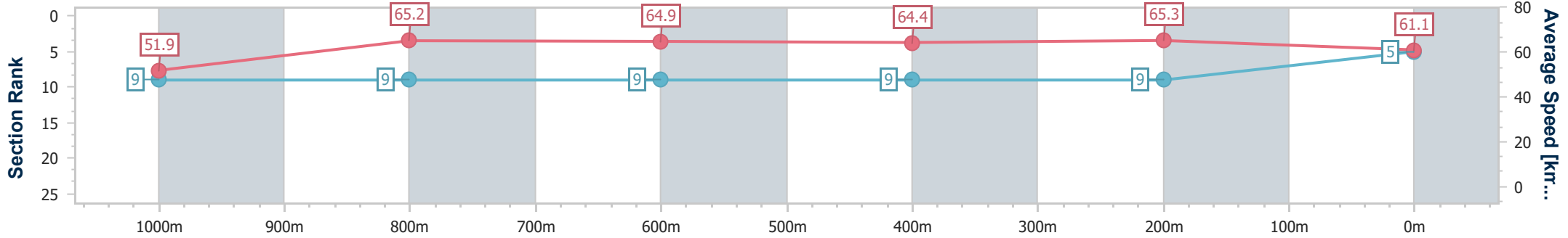


Doomben QLD Professional
Race 7: SPRING CARNIVAL ON SALE NOW BENCHMARK 70
Handicap - 1200m
24 August 2024 - 15:24
Track Rating: Good 4, Weather: Fine, Rail Position: +3m Entire



BRISBANE
RACING CLUB

Section	Overall	1000m	800m	600m	400m	200m
Section Times	1:10.17 [5] (0:13.94)	0:56.23 [9] (0:11.06)	0:45.17 [9] (0:11.19)	0:33.98 [9] (0:11.16)	0:22.82 [9] (0:11.01)	0:11.81 [9] (0:11.81)
Average Speed [km/h]	51.9	65.2	64.9	64.4	65.3	61.1
Top Speed [km/h]	65.8	66.0	65.7	65.4	66.3	64.5
Avg. Dist. to Rail [m]	3.3	1.4	1.5	0.5	2.3	5.5
Avg. Stride Freq. [Hz]	2.1	2.3	2.3	2.3	2.4	2.3
Avg. Stride Length [m]	6.7	7.8	7.7	7.7	7.5	7.3



- [] Ranking at each section and finish
- .-.- No data available at this section
- NA No data available



Horse/Jockey Name	Drammatica
Final Rank	6
Fastest Section Time (Section)	0:11.01 (1000m)
Top Speed [km/h] (Section)	67.0 (1000m)
Race State	Finished

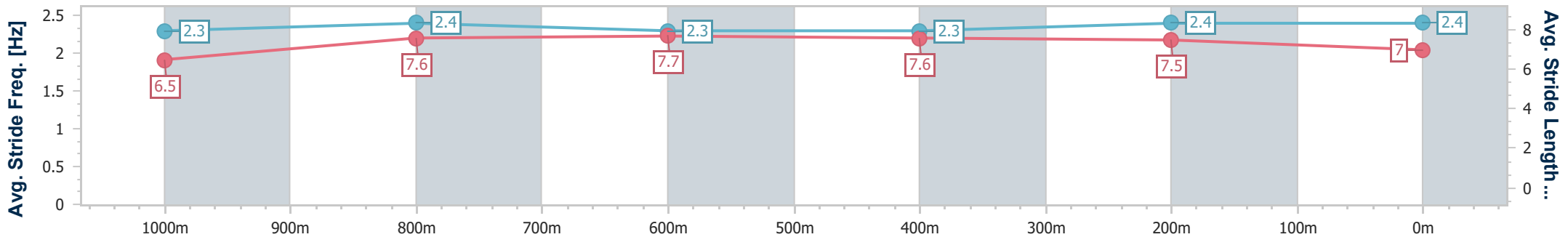
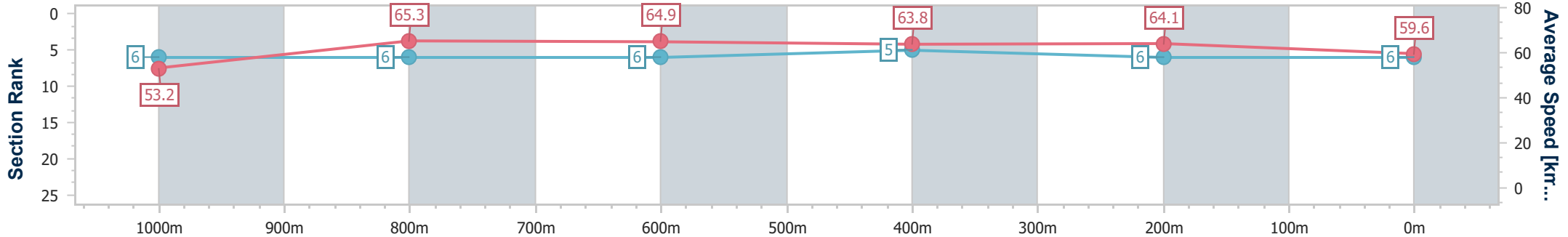


Doomben QLD Professional
Race 7: SPRING CARNIVAL ON SALE NOW BENCHMARK 70
Handicap - 1200m
24 August 2024 - 15:24
Track Rating: Good 4, Weather: Fine, Rail Position: +3m Entire



BRISBANE
 RACING CLUB

Section	Overall	1000m	800m	600m	400m	200m
Section Times	1:10.25 [6] (0:13.55)	0:56.70 [6] (0:11.01)	0:45.69 [6] (0:11.17)	0:34.52 [6] (0:11.24)	0:23.28 [5] (0:11.20)	0:12.08 [6] (0:12.08)
Average Speed [km/h]	53.2	65.3	64.9	63.8	64.1	59.6
Top Speed [km/h]	66.2	67.0	65.9	64.8	65.5	63.7
Avg. Dist. to Rail [m]	0.4	0.4	0.8	0.8	1.5	0.5
Avg. Stride Freq. [Hz]	2.3	2.4	2.3	2.3	2.4	2.4
Avg. Stride Length [m]	6.5	7.6	7.7	7.6	7.5	7.0



- [] Ranking at each section and finish
- .-.- No data available at this section
- NA No data available



Horse/Jockey Name	Yes To Excess
Final Rank	7
Fastest Section Time (Section)	0:10.97 (400m)
Top Speed [km/h] (Section)	67.2 (1000m)
Race State	Finished

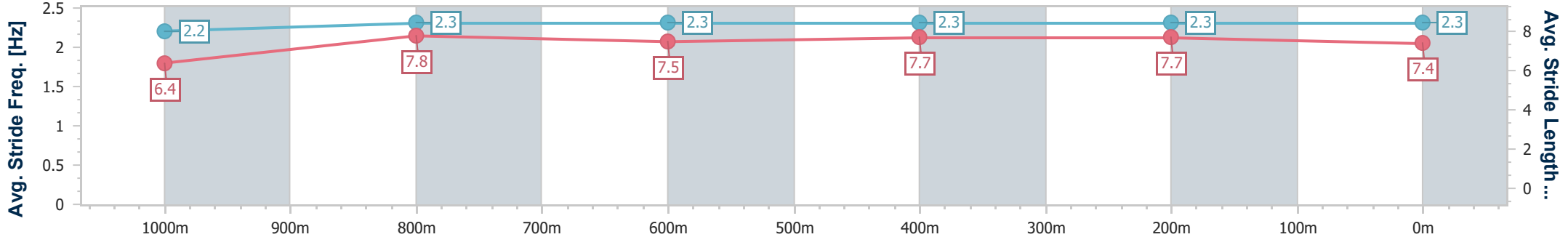
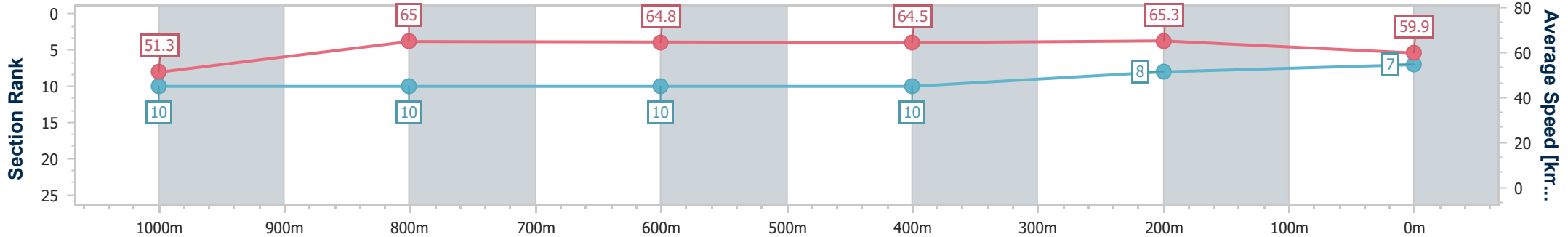


Doomben QLD Professional
Race 7: SPRING CARNIVAL ON SALE NOW BENCHMARK 70
Handicap - 1200m
24 August 2024 - 15:24
Track Rating: Good 4, Weather: Fine, Rail Position: +3m Entire



BRISBANE
RACING CLUB

Section	Overall	1000m	800m	600m	400m	200m
Section Times	1:10.38 [7] (0:14.05)	0:56.33 [10] (0:11.09)	0:45.24 [10] (0:11.12)	0:34.12 [10] (0:11.12)	0:23.00 [10] (0:10.97)	0:12.03 [8] (0:12.03)
Average Speed [km/h]	51.3	65.0	64.8	64.5	65.3	59.9
Top Speed [km/h]	66.2	67.2	66.2	66.1	67.0	63.8
Avg. Dist. to Rail [m]	3.5	0.4	0.1	0.7	1.2	0.6
Avg. Stride Freq. [Hz]	2.2	2.3	2.3	2.3	2.3	2.3
Avg. Stride Length [m]	6.4	7.8	7.5	7.7	7.7	7.4



- [] Ranking at each section and finish
- .-.- No data available at this section
- NA No data available



Horse/Jockey Name	Bohemian Lad
Final Rank	8
Fastest Section Time (Section)	0:11.09 (800m)
Top Speed [km/h] (Section)	66.3 (Overall)
Race State	Finished

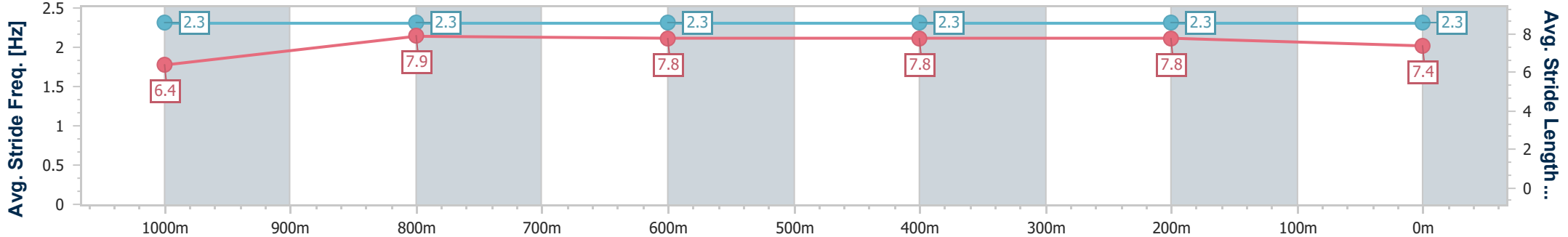
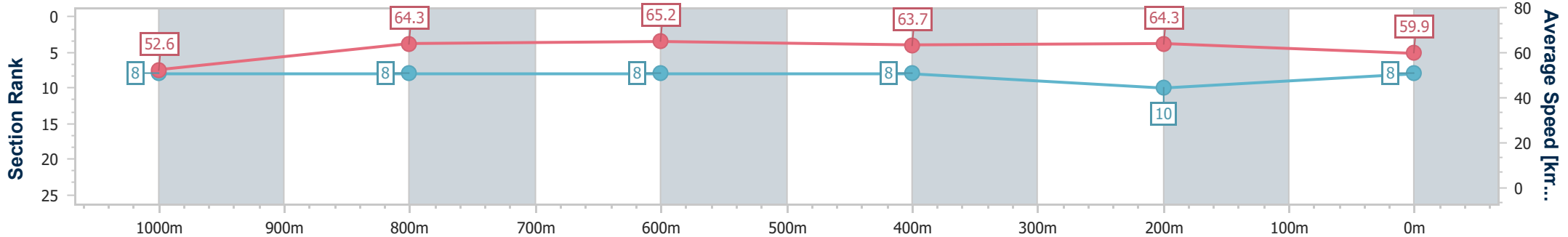


Doomben QLD Professional
Race 7: SPRING CARNIVAL ON SALE NOW BENCHMARK 70
Handicap - 1200m
24 August 2024 - 15:24
Track Rating: Good 4, Weather: Fine, Rail Position: +3m Entire



BRISBANE
RACING CLUB

Section	Overall	1000m	800m	600m	400m	200m
Section Times	1:10.39 [8] (0:13.71)	0:56.68 [8] (0:11.18)	0:45.50 [8] (0:11.09)	0:34.41 [8] (0:11.20)	0:23.21 [8] (0:11.18)	0:12.03 [10] (0:12.03)
Average Speed [km/h]	52.6	64.3	65.2	63.7	64.3	59.9
Top Speed [km/h]	66.3	66.0	65.9	64.5	66.1	63.3
Avg. Dist. to Rail [m]	2.9	0.7	0.4	1.1	1.1	3.6
Avg. Stride Freq. [Hz]	2.3	2.3	2.3	2.3	2.3	2.3
Avg. Stride Length [m]	6.4	7.9	7.8	7.8	7.8	7.4



- [] Ranking at each section and finish
- .-.- No data available at this section
- NA No data available



Horse/Jockey Name	Starry Eyes
Final Rank	9
Fastest Section Time (Section)	0:10.93 (1000m)
Top Speed [km/h] (Section)	68.2 (1000m)
Race State	Finished

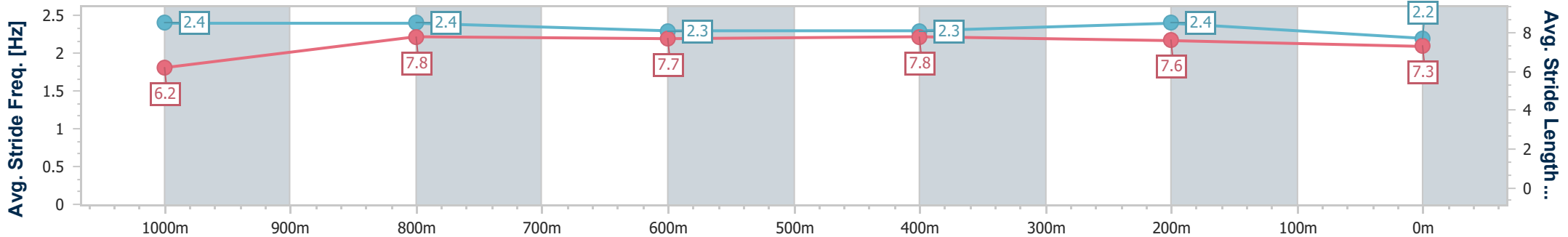
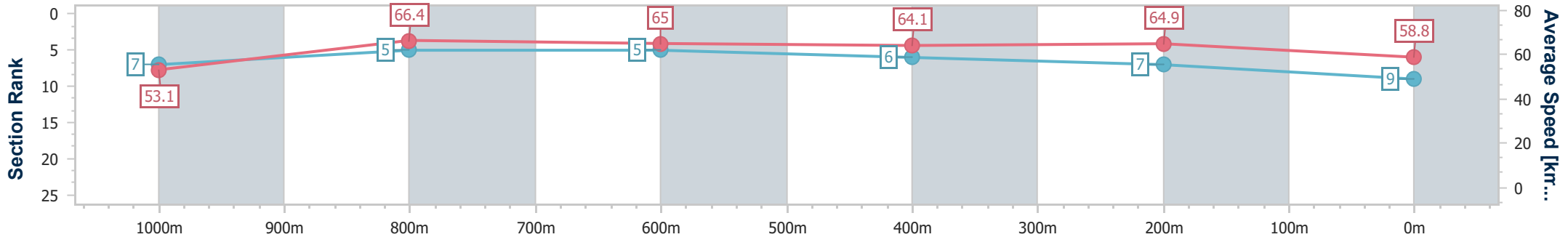


Doomben QLD Professional
Race 7: SPRING CARNIVAL ON SALE NOW BENCHMARK 70
Handicap - 1200m
24 August 2024 - 15:24
Track Rating: Good 4, Weather: Fine, Rail Position: +3m Entire



BRISBANE
RACING CLUB

Section	Overall	1000m	800m	600m	400m	200m
Section Times	1:10.40 [9] (0:13.57)	0:56.83 [7] (0:10.93)	0:45.90 [5] (0:11.22)	0:34.68 [5] (0:11.34)	0:23.34 [6] (0:11.12)	0:12.22 [7] (0:12.22)
Average Speed [km/h]	53.1	66.4	65.0	64.1	64.9	58.8
Top Speed [km/h]	67.6	68.2	66.1	65.8	65.6	63.7
Avg. Dist. to Rail [m]	6.6	3.1	2.8	1.6	1.7	3.0
Avg. Stride Freq. [Hz]	2.4	2.4	2.3	2.3	2.4	2.2
Avg. Stride Length [m]	6.2	7.8	7.7	7.8	7.6	7.3



- [] Ranking at each section and finish
- .-.- No data available at this section
- NA No data available



Horse/Jockey Name	The Wolf
Final Rank	10
Fastest Section Time (Section)	0:10.66 (1000m)
Top Speed [km/h] (Section)	70.4 (1000m)
Race State	Finished

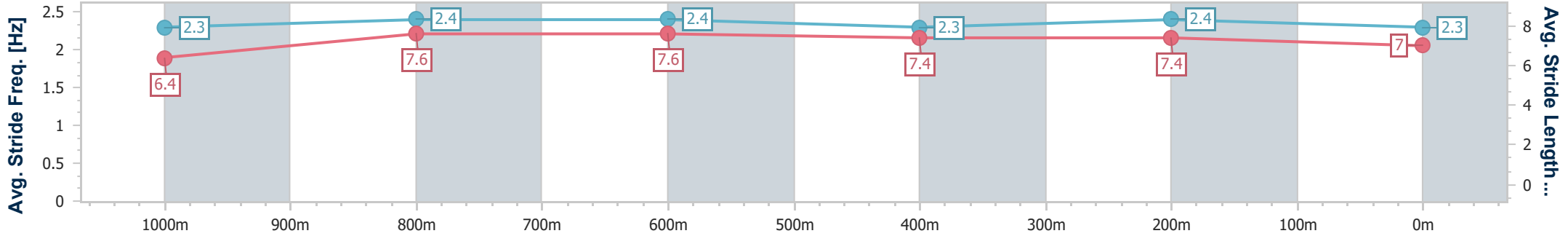
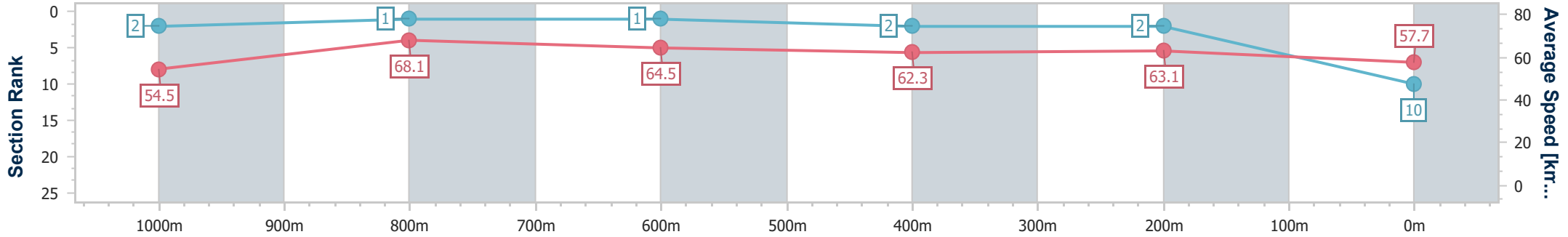


Doomben QLD Professional
Race 7: SPRING CARNIVAL ON SALE NOW BENCHMARK 70
Handicap - 1200m
24 August 2024 - 15:24
Track Rating: Good 4, Weather: Fine, Rail Position: +3m Entire



BRISBANE
RACING CLUB

Section	Overall	1000m	800m	600m	400m	200m
Section Times	1:10.47 [10] (0:13.20)	0:57.27 [2] (0:10.66)	0:46.61 [1] (0:11.23)	0:35.38 [1] (0:11.52)	0:23.86 [2] (0:11.38)	0:12.48 [2] (0:12.48)
Average Speed [km/h]	54.5	68.1	64.5	62.3	63.1	57.7
Top Speed [km/h]	68.9	70.4	66.1	63.5	64.1	60.8
Avg. Dist. to Rail [m]	5.8	2.0	1.2	0.9	1.1	0.3
Avg. Stride Freq. [Hz]	2.3	2.4	2.4	2.3	2.4	2.3
Avg. Stride Length [m]	6.4	7.6	7.6	7.4	7.4	7.0



- [] Ranking at each section and finish
- .-.- No data available at this section
- NA No data available



Horse/Jockey Name	Immortality
Final Rank	11
Fastest Section Time (Section)	0:11.01 (400m)
Top Speed [km/h] (Section)	66.6 (400m)
Race State	Finished

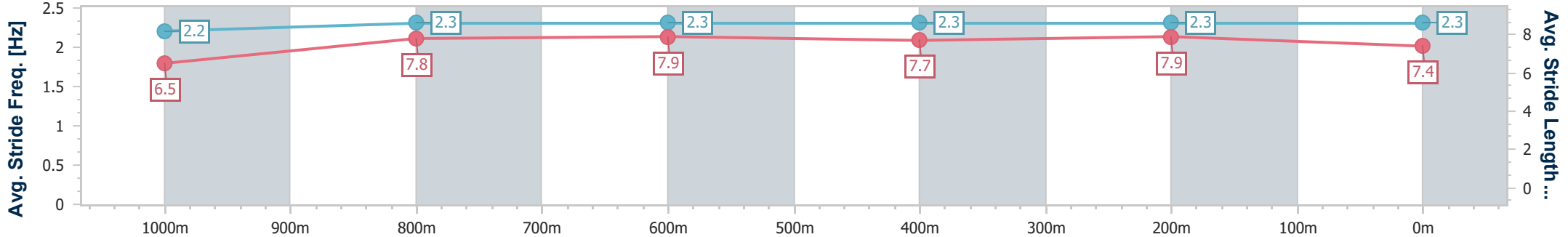
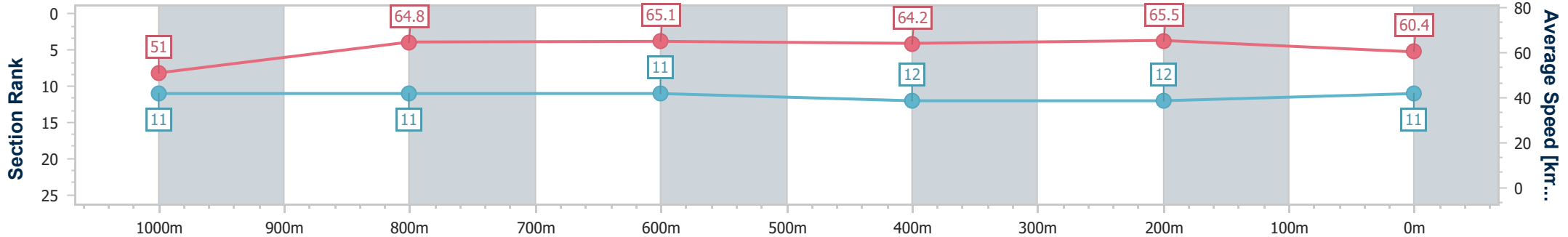


Doomben QLD Professional
Race 7: SPRING CARNIVAL ON SALE NOW BENCHMARK 70
Handicap - 1200m
24 August 2024 - 15:24
Track Rating: Good 4, Weather: Fine, Rail Position: +3m Entire



BRISBANE
RACING CLUB

Section	Overall	1000m	800m	600m	400m	200m
Section Times	1:10.61 [11] (0:14.16)	0:56.45 [11] (0:11.15)	0:45.30 [11] (0:11.14)	0:34.16 [11] (0:11.20)	0:22.96 [12] (0:11.01)	0:11.95 [12] (0:11.95)
Average Speed [km/h]	51.0	64.8	65.1	64.2	65.5	60.4
Top Speed [km/h]	63.7	65.6	65.6	65.6	66.6	63.7
Avg. Dist. to Rail [m]	6.9	1.6	0.9	0.4	2.4	5.9
Avg. Stride Freq. [Hz]	2.2	2.3	2.3	2.3	2.3	2.3
Avg. Stride Length [m]	6.5	7.8	7.9	7.7	7.9	7.4



- [] Ranking at each section and finish
- .-.- No data available at this section
- NA No data available



Horse/Jockey Name	Tsarina Sophia
Final Rank	12
Fastest Section Time (Section)	0:10.81 (1000m)
Top Speed [km/h] (Section)	69.3 (Overall)
Race State	Finished

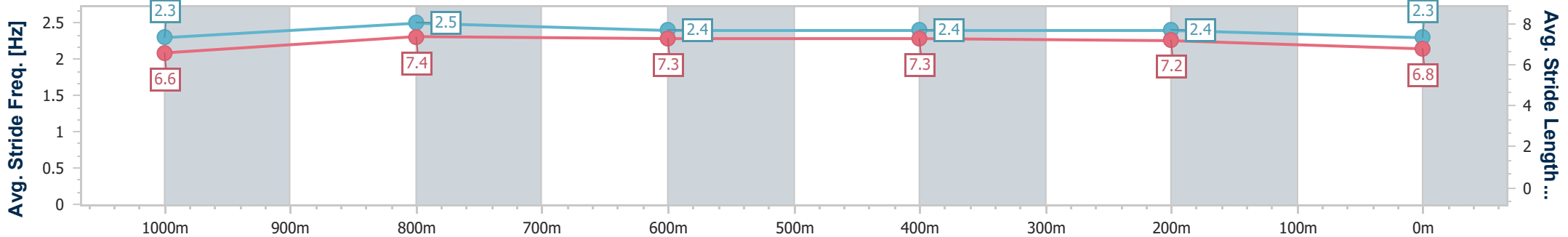
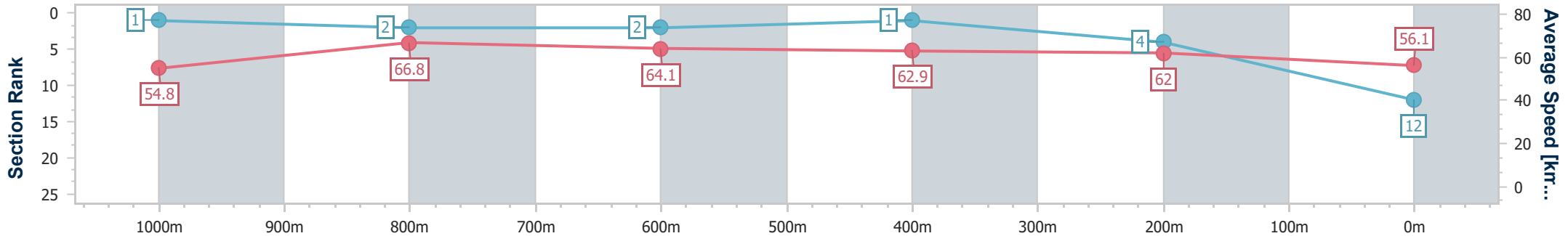


Doomben QLD Professional
Race 7: SPRING CARNIVAL ON SALE NOW BENCHMARK 70
Handicap - 1200m
24 August 2024 - 15:24
Track Rating: Good 4, Weather: Fine, Rail Position: +3m Entire



BRISBANE
RACING CLUB

Section	Overall	1000m	800m	600m	400m	200m
Section Times	1:10.88 [12] (0:13.15)	0:57.73 [1] (0:10.81)	0:46.92 [2] (0:11.22)	0:35.70 [2] (0:11.33)	0:24.37 [1] (0:11.57)	0:12.80 [4] (0:12.80)
Average Speed [km/h]	54.8	66.8	64.1	62.9	62.0	56.1
Top Speed [km/h]	69.3	68.2	65.8	63.5	62.8	60.3
Avg. Dist. to Rail [m]	3.3	1.1	0.3	1.6	2.2	1.1
Avg. Stride Freq. [Hz]	2.3	2.5	2.4	2.4	2.4	2.3
Avg. Stride Length [m]	6.6	7.4	7.3	7.3	7.2	6.8



- [] Ranking at each section and finish
- .-.- No data available at this section
- NA No data available



Doomben QLD Professional

Race 8: SKY RACING Class 6 Plate - 1200m

24 August 2024 - 16:02



BRISBANE
RACING CLUB

Track Rating: Good 4, Weather: Fine, Rail Position: +3m Entire

Section												Last 600m	
Field Times		Overall	1000m	800m	600m	400m	200m						0:33.57
		1:09.41 (0:12.98)	0:56.43 (0:11.35)	0:45.08 (0:11.51)	0:33.57 (0:11.10)	0:22.47 (0:10.83)	0:11.64 (0:11.64)						
Rank	TAB Horse/Jockey	Barrier	Top Speed [km/h]	Fastest Section								Margin	Distance Travelled [m]
1	1 BOOM TORQUE James Orman	9	69.1 400m	0:10.61 400m	1:09.41 [1] (0:13.15)	0:56.26 [2] (0:11.37)	0:44.89 [2] (0:11.46)	0:33.43 [2] (0:11.18)	0:22.25 [2] (0:10.61)	0:11.64 [1] (0:11.64)	1:09.41	0:33.43	
2	4 MANHOOD Jag Guthmann-Chester	7	67.0 Overall	0:10.90 400m	1:09.66 [2] (0:12.98)	0:56.68 [1] (0:11.35)	0:45.33 [1] (0:11.51)	0:33.82 [1] (0:11.10)	0:22.72 [1] (0:10.90)	0:11.82 [2] (0:11.82)	1.43L	0:33.82	-4
3	5 RALPHIE Andrew Mallyon	2	68.9 400m	0:10.74 400m	1:09.86 [3] (0:13.61)	0:56.25 [6] (0:11.30)	0:44.95 [5] (0:11.50)	0:33.45 [5] (0:11.25)	0:22.20 [6] (0:10.74)	0:11.46 [5] (0:11.46)	2.65L	0:33.45	+5
4	11 SPIRIT QUEEN Emily Lang	5	67.7 400m	0:10.82 400m	1:10.04 [4] (0:13.38)	0:56.66 [4] (0:11.37)	0:45.29 [3] (0:11.51)	0:33.78 [4] (0:11.12)	0:22.66 [3] (0:10.82)	0:11.84 [3] (0:11.84)	3.67L	0:33.78	+2
5	6 MAHBABY Ryan Maloney	6	67.6 400m	0:10.83 400m	1:10.12 [5] (0:13.46)	0:56.66 [5] (0:11.47)	0:45.19 [6] (0:11.61)	0:33.58 [6] (0:11.08)	0:22.50 [5] (0:10.83)	0:11.67 [6] (0:11.67)	4.19L	0:33.58	-1
6	10 JAYANTHI Damien Thornton	8	68.5 400m	0:10.70 400m	1:10.15 [6] (0:13.67)	0:56.48 [7] (0:11.52)	0:44.96 [8] (0:11.61)	0:33.35 [8] (0:10.96)	0:22.39 [7] (0:10.70)	0:11.69 [7] (0:11.69)	4.32L	0:33.35	+3
7	8 KANAZAWA Michael Rodd	1	69.0 400m	0:10.88 400m	1:10.43 [7] (0:13.35)	0:57.08 [3] (0:11.40)	0:45.68 [4] (0:11.46)	0:34.22 [3] (0:11.21)	0:23.01 [4] (0:10.88)	0:12.13 [4] (0:12.13)	5.97L	0:34.22	-3
8	2 HYDE Bailey Wheeler	4	67.7 600m	0:10.86 400m	1:10.99 [8] (0:13.72)	0:57.27 [8] (0:11.45)	0:45.82 [7] (0:11.53)	0:34.29 [7] (0:11.13)	0:23.16 [8] (0:10.86)	0:12.30 [8] (0:12.30)	9.26L	0:34.29	+1

Scratched: Majorelle (#3), Plundering (#9), Herb (#7)

[] Ranking at each section and finish
 -:-:- No data available at this section
 NA No data available

SCN Saddle cloth number
 DNF Did not finish
 DNT Did not track



Horse/Jockey Name	Boom Torque
Final Rank	1
Fastest Section Time (Section)	0:10.61 (400m)
Top Speed [km/h] (Section)	69.1 (400m)
Race State	Finished



Doomben QLD Professional

Race 8: SKY RACING Class 6 Plate - 1200m

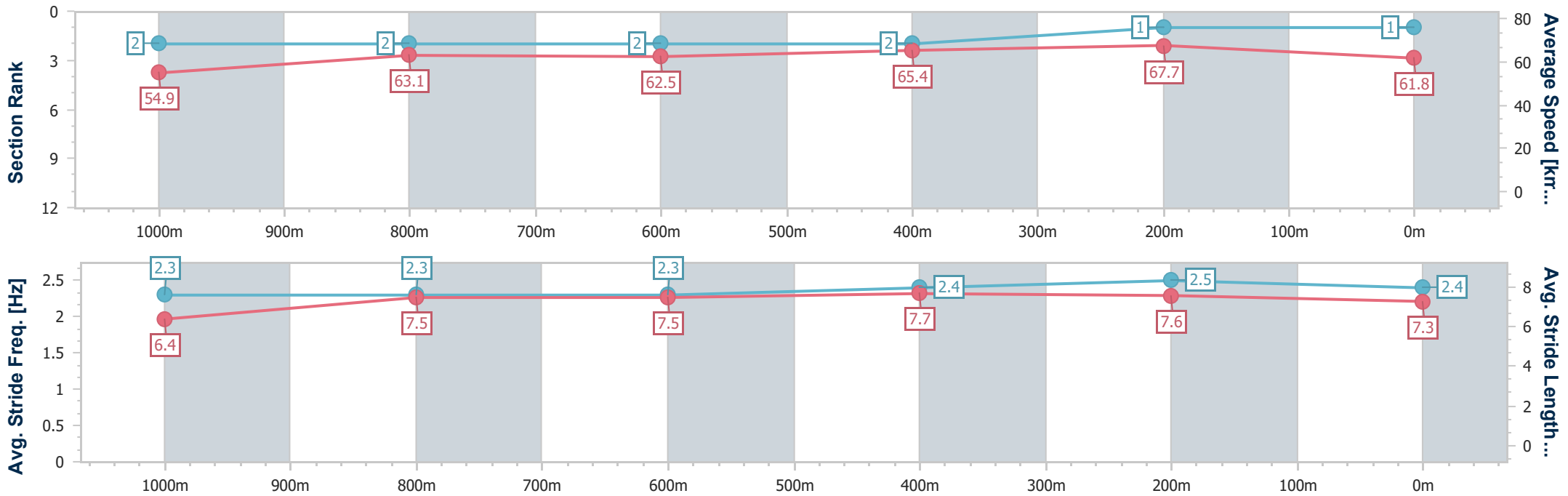
24 August 2024 - 16:02

Track Rating: Good 4, Weather: Fine, Rail Position: +3m Entire



BRISBANE RACING CLUB

Section	Overall	1000m	800m	600m	400m	200m
Section Times	1:09.41 [1] (0:13.15)	0:56.26 [2] (0:11.37)	0:44.89 [2] (0:11.46)	0:33.43 [2] (0:11.18)	0:22.25 [2] (0:10.61)	0:11.64 [1] (0:11.64)
Average Speed [km/h]	54.9	63.1	62.5	65.4	67.7	61.8
Top Speed [km/h]	67.4	65.6	63.5	67.6	69.1	66.0
Avg. Dist. to Rail [m]	4.6	0.5	1.1	2.0	1.3	2.5
Avg. Stride Freq. [Hz]	2.3	2.3	2.3	2.4	2.5	2.4
Avg. Stride Length [m]	6.4	7.5	7.5	7.7	7.6	7.3



- [] Ranking at each section and finish
- .-.-.- No data available at this section
- NA No data available



Horse/Jockey Name	Manhood
Final Rank	2
Fastest Section Time (Section)	0:10.90 (400m)
Top Speed [km/h] (Section)	67.0 (Overall)
Race State	Finished



Doomben QLD Professional

Race 8: SKY RACING Class 6 Plate - 1200m

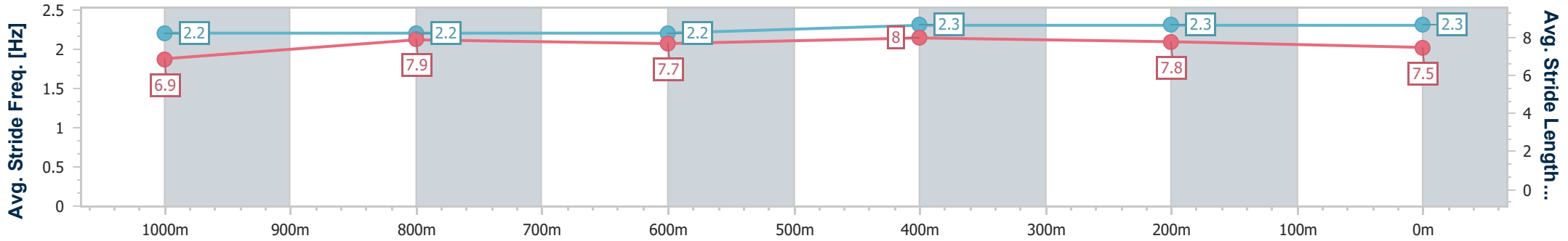
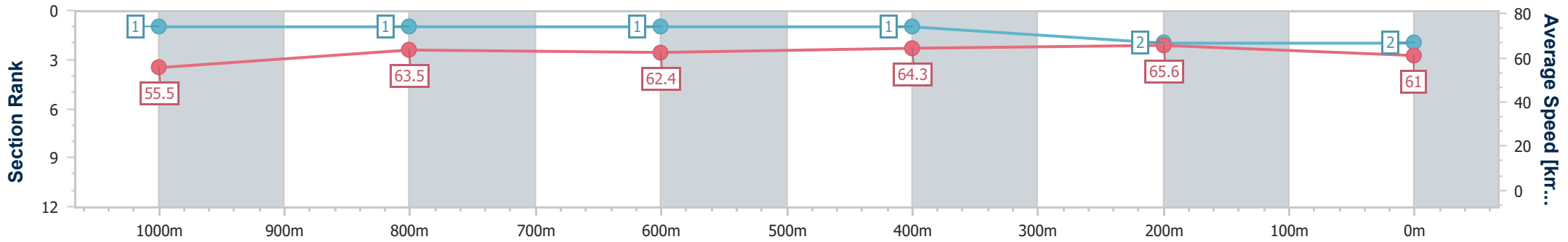
24 August 2024 - 16:02

Track Rating: Good 4, Weather: Fine, Rail Position: +3m Entire



BRISBANE RACING CLUB

Section	Overall	1000m	800m	600m	400m	200m
Section Times	1:09.66 [2] (0:12.98)	0:56.68 [1] (0:11.35)	0:45.33 [1] (0:11.51)	0:33.82 [1] (0:11.10)	0:22.72 [1] (0:10.90)	0:11.82 [2] (0:11.82)
Average Speed [km/h]	55.5	63.5	62.4	64.3	65.6	61.0
Top Speed [km/h]	67.0	66.2	64.5	65.4	66.1	65.4
Avg. Dist. to Rail [m]	4.0	0.5	0.5	1.5	2.2	2.7
Avg. Stride Freq. [Hz]	2.2	2.2	2.2	2.3	2.3	2.3
Avg. Stride Length [m]	6.9	7.9	7.7	8.0	7.8	7.5



- [] Ranking at each section and finish
- .-.- No data available at this section
- NA No data available



Horse/Jockey Name	Ralphie
Final Rank	3
Fastest Section Time (Section)	0:10.74 (400m)
Top Speed [km/h] (Section)	68.9 (400m)
Race State	Finished

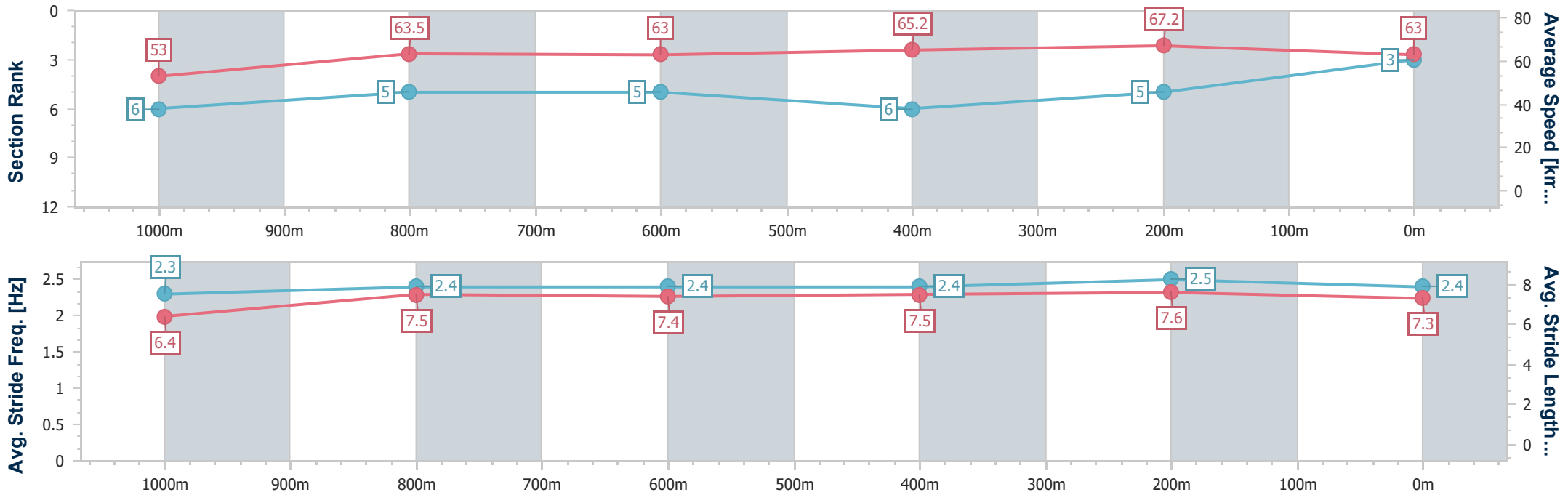


Doomben QLD Professional
Race 8: SKY RACING Class 6 Plate - 1200m
 24 August 2024 - 16:02
 Track Rating: Good 4, Weather: Fine, Rail Position: +3m Entire



BRISBANE
RACING CLUB

Section	Overall	1000m	800m	600m	400m	200m
Section Times	1:09.86 [3] (0:13.61)	0:56.25 [6] (0:11.30)	0:44.95 [5] (0:11.50)	0:33.45 [5] (0:11.25)	0:22.20 [6] (0:10.74)	0:11.46 [5] (0:11.46)
Average Speed [km/h]	53.0	63.5	63.0	65.2	67.2	63.0
Top Speed [km/h]	65.6	65.6	65.1	67.4	68.9	65.4
Avg. Dist. to Rail [m]	1.3	0.2	1.4	3.4	3.1	4.1
Avg. Stride Freq. [Hz]	2.3	2.4	2.4	2.4	2.5	2.4
Avg. Stride Length [m]	6.4	7.5	7.4	7.5	7.6	7.3



- [] Ranking at each section and finish
- .-.- No data available at this section
- NA No data available



Horse/Jockey Name	Spirit Queen
Final Rank	4
Fastest Section Time (Section)	0:10.82 (400m)
Top Speed [km/h] (Section)	67.7 (400m)
Race State	Finished



Doomben QLD Professional

Race 8: SKY RACING Class 6 Plate - 1200m

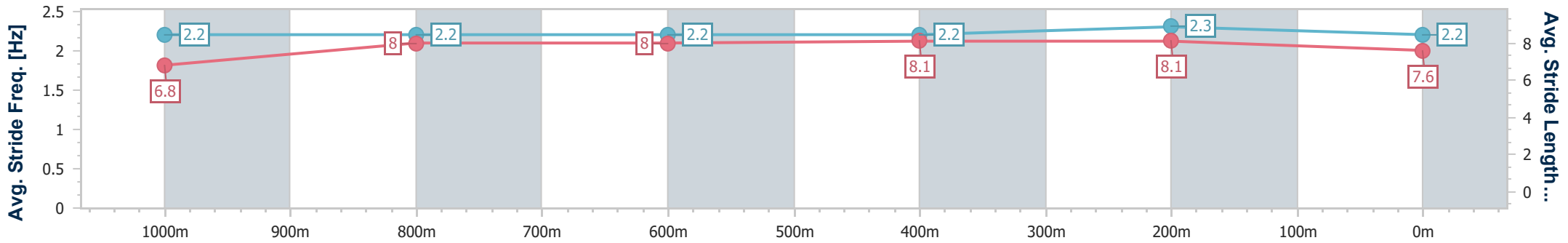
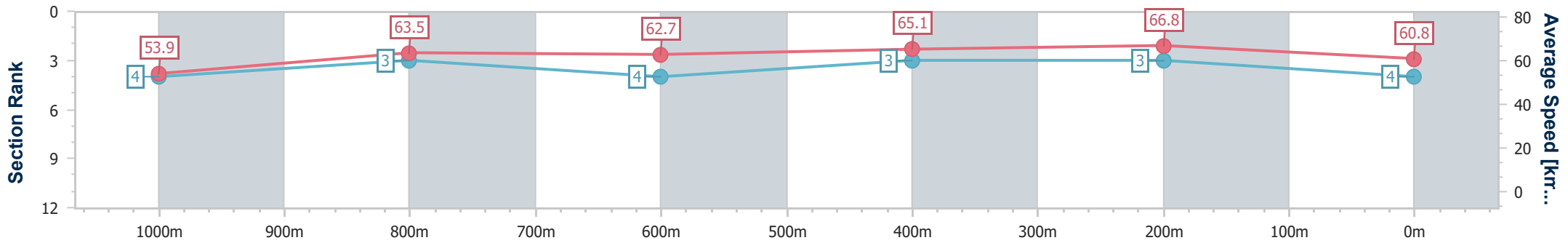
24 August 2024 - 16:02

Track Rating: Good 4, Weather: Fine, Rail Position: +3m Entire



BRISBANE RACING CLUB

Section	Overall	1000m	800m	600m	400m	200m
Section Times	1:10.04 [4] (0:13.38)	0:56.66 [4] (0:11.37)	0:45.29 [3] (0:11.51)	0:33.78 [4] (0:11.12)	0:22.66 [3] (0:10.82)	0:11.84 [3] (0:11.84)
Average Speed [km/h]	53.9	63.5	62.7	65.1	66.8	60.8
Top Speed [km/h]	65.5	65.4	64.6	67.0	67.7	64.7
Avg. Dist. to Rail [m]	2.3	0.6	1.0	0.9	1.9	1.8
Avg. Stride Freq. [Hz]	2.2	2.2	2.2	2.2	2.3	2.2
Avg. Stride Length [m]	6.8	8.0	8.0	8.1	8.1	7.6



- [] Ranking at each section and finish
- .-.- No data available at this section
- NA No data available



Horse/Jockey Name	Mahbaby
Final Rank	5
Fastest Section Time (Section)	0:10.83 (400m)
Top Speed [km/h] (Section)	67.6 (400m)
Race State	Finished

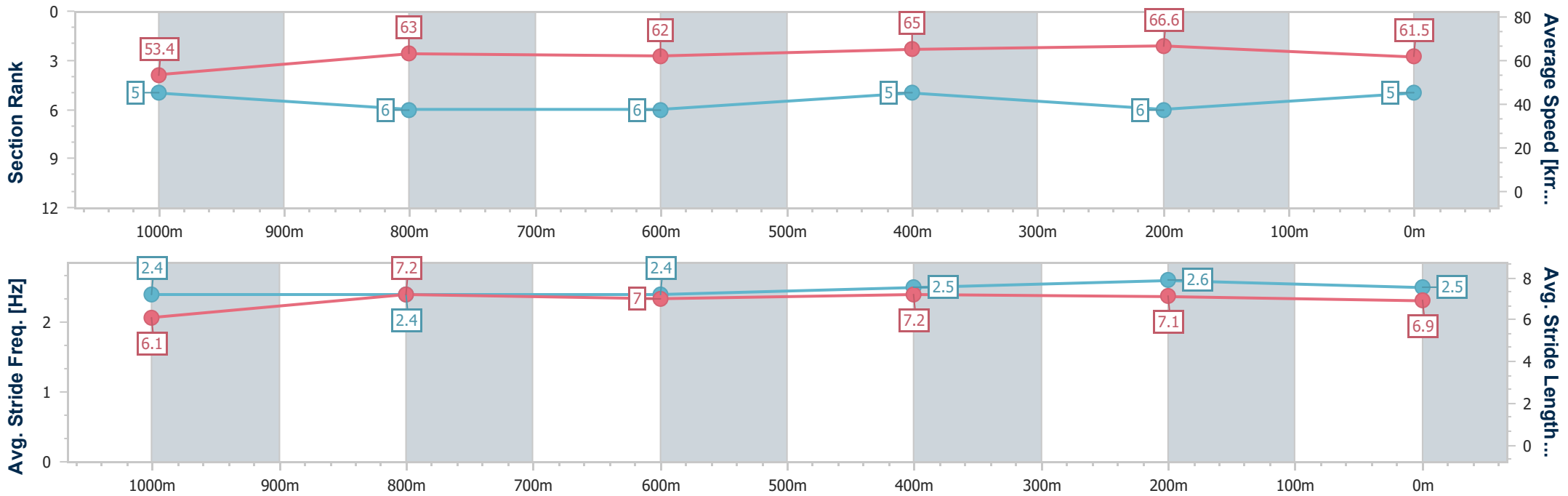


Doomben QLD Professional
Race 8: SKY RACING Class 6 Plate - 1200m
 24 August 2024 - 16:02
 Track Rating: Good 4, Weather: Fine, Rail Position: +3m Entire



BRISBANE
RACING CLUB

Section	Overall	1000m	800m	600m	400m	200m
Section Times	1:10.12 [5] (0:13.46)	0:56.66 [5] (0:11.47)	0:45.19 [6] (0:11.61)	0:33.58 [6] (0:11.08)	0:22.50 [5] (0:10.83)	0:11.67 [6] (0:11.67)
Average Speed [km/h]	53.4	63.0	62.0	65.0	66.6	61.5
Top Speed [km/h]	64.7	65.2	64.2	66.8	67.6	64.3
Avg. Dist. to Rail [m]	2.9	1.3	0.9	0.7	2.5	5.9
Avg. Stride Freq. [Hz]	2.4	2.4	2.4	2.5	2.6	2.5
Avg. Stride Length [m]	6.1	7.2	7.0	7.2	7.1	6.9



- [] Ranking at each section and finish
- .-.- No data available at this section
- NA No data available



Horse/Jockey Name	Jayanthi
Final Rank	6
Fastest Section Time (Section)	0:10.70 (400m)
Top Speed [km/h] (Section)	68.5 (400m)
Race State	Finished



Doomben QLD Professional

Race 8: SKY RACING Class 6 Plate - 1200m

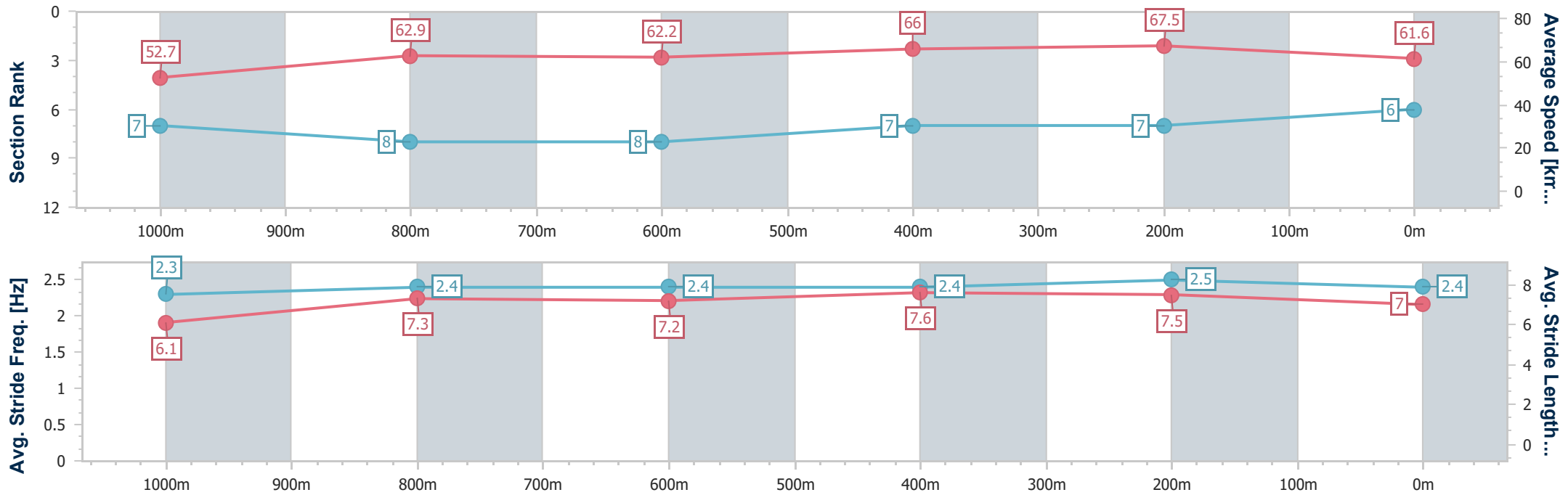
24 August 2024 - 16:02

Track Rating: Good 4, Weather: Fine, Rail Position: +3m Entire



BRISBANE RACING CLUB

Section	Overall	1000m	800m	600m	400m	200m
Section Times	1:10.15 [6] (0:13.67)	0:56.48 [7] (0:11.52)	0:44.96 [8] (0:11.61)	0:33.35 [8] (0:10.96)	0:22.39 [7] (0:10.70)	0:11.69 [7] (0:11.69)
Average Speed [km/h]	52.7	62.9	62.2	66.0	67.5	61.6
Top Speed [km/h]	65.3	64.6	65.7	66.9	68.5	66.0
Avg. Dist. to Rail [m]	5.0	2.0	1.0	0.5	3.3	5.3
Avg. Stride Freq. [Hz]	2.3	2.4	2.4	2.4	2.5	2.4
Avg. Stride Length [m]	6.1	7.3	7.2	7.6	7.5	7.0



- [] Ranking at each section and finish
- .-.- No data available at this section
- NA No data available



Horse/Jockey Name	Kanazawa
Final Rank	7
Fastest Section Time (Section)	0:10.88 (400m)
Top Speed [km/h] (Section)	69.0 (400m)
Race State	Finished

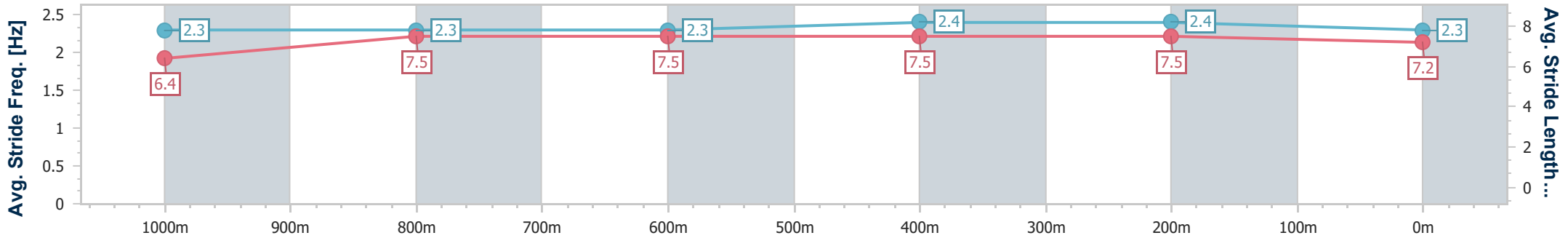
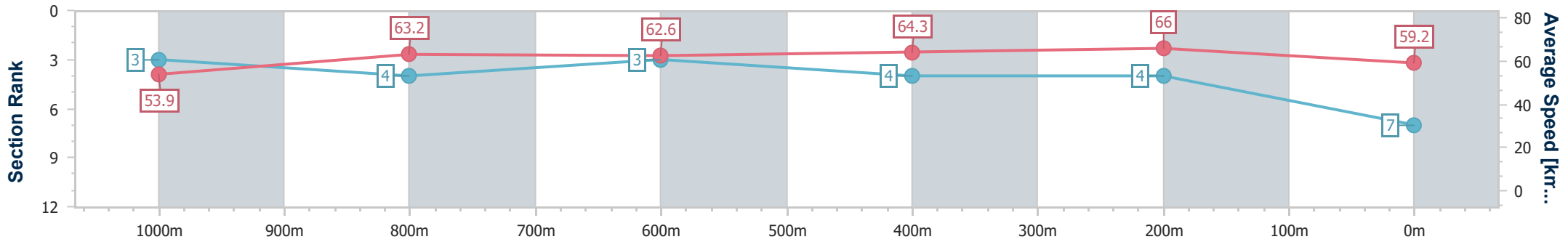


Doomben QLD Professional
Race 8: SKY RACING Class 6 Plate - 1200m
 24 August 2024 - 16:02
 Track Rating: Good 4, Weather: Fine, Rail Position: +3m Entire



BRISBANE
RACING CLUB

Section	Overall	1000m	800m	600m	400m	200m
Section Times	1:10.43 [7] (0:13.35)	0:57.08 [3] (0:11.40)	0:45.68 [4] (0:11.46)	0:34.22 [3] (0:11.21)	0:23.01 [4] (0:10.88)	0:12.13 [4] (0:12.13)
Average Speed [km/h]	53.9	63.2	62.6	64.3	66.0	59.2
Top Speed [km/h]	65.8	65.7	64.1	66.0	69.0	63.9
Avg. Dist. to Rail [m]	1.0	0.6	0.7	1.1	1.3	1.3
Avg. Stride Freq. [Hz]	2.3	2.3	2.3	2.4	2.4	2.3
Avg. Stride Length [m]	6.4	7.5	7.5	7.5	7.5	7.2



- [] Ranking at each section and finish
- .-.- No data available at this section
- NA No data available



Horse/Jockey Name	Hyde
Final Rank	8
Fastest Section Time (Section)	0:10.86 (400m)
Top Speed [km/h] (Section)	67.7 (600m)
Race State	Finished

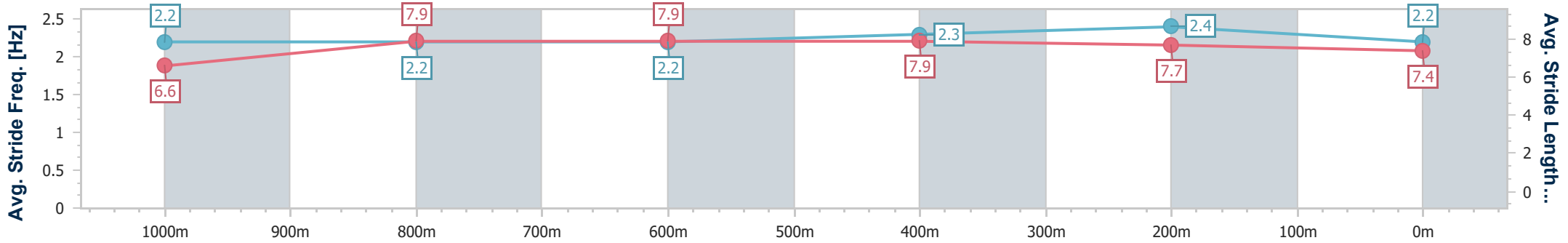
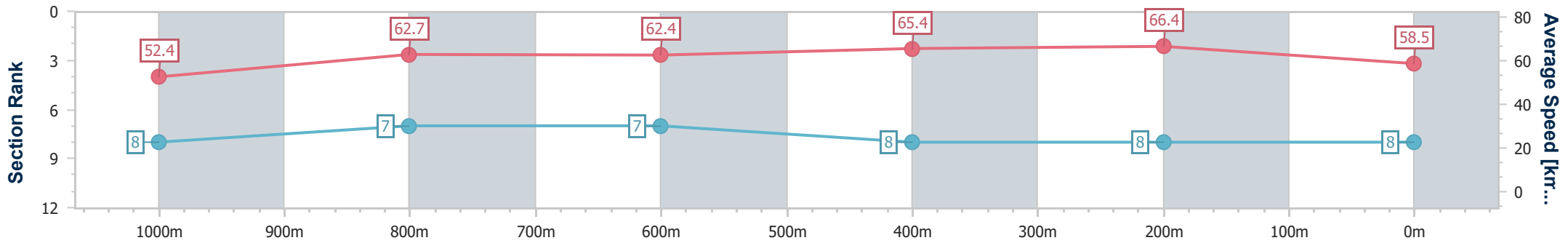


Doomben QLD Professional
Race 8: SKY RACING Class 6 Plate - 1200m
 24 August 2024 - 16:02
 Track Rating: Good 4, Weather: Fine, Rail Position: +3m Entire



BRISBANE
RACING CLUB

Section	Overall	1000m	800m	600m	400m	200m
Section Times	1:10.99 [8] (0:13.72)	0:57.27 [8] (0:11.45)	0:45.82 [7] (0:11.53)	0:34.29 [7] (0:11.13)	0:23.16 [8] (0:10.86)	0:12.30 [8] (0:12.30)
Average Speed [km/h]	52.4	62.7	62.4	65.4	66.4	58.5
Top Speed [km/h]	65.0	65.1	64.5	67.7	67.6	63.8
Avg. Dist. to Rail [m]	1.8	0.4	0.6	1.7	2.5	1.7
Avg. Stride Freq. [Hz]	2.2	2.2	2.2	2.3	2.4	2.2
Avg. Stride Length [m]	6.6	7.9	7.9	7.9	7.7	7.4



- [] Ranking at each section and finish
- .-.- No data available at this section
- NA No data available



Doomben QLD Professional

Race 9: LADBROKES EASY FORM OPEN Handicap - 1615m

24 August 2024 - 16:38



BRISBANE
RACING CLUB

Track Rating: Good 4, Weather: Fine, Rail Position: +3m Entire

Section														
Field Times	Overall	1400m	1200m	1000m	800m	600m	400m	Last 600m						
	1:36.62 (0:14.22)	1:22.40 (0:11.16)	1:11.24 (0:11.40)	0:59.84 (0:12.25)	0:47.59 (0:12.22)	0:35.37 (0:11.82)	0:23.55 (0:11.56)	0:35.37						
Rank	TAB	Horse/Jockey	Barrier	Top Speed [km/h]	Fastest Section	Overall	1400m	1200m	1000m	800m	600m	400m	Last 600m	Distance Travelled [m]
1	10	TIDAL CREEK Bailey Wheeler	5	66.0 400m	0:11.18 400m	1:36.62 [1] (0:14.67)	1:21.95 [4] (0:11.22)	1:10.73 [3] (0:11.50)	0:59.23 [3] (0:12.13)	0:47.10 [3] (0:12.20)	0:34.90 [3] (0:11.76)	0:23.14 [3] (0:11.18)	0:34.90	
2	11	COCOBREW EXPRESS Samantha Collett	14	67.2 Overall	0:10.94 1400m	1:36.79 [2] (0:14.44)	1:22.35 [2] (0:10.94)	1:11.41 [1] (0:11.40)	1:00.01 [1] (0:12.25)	0:47.76 [1] (0:12.22)	0:35.54 [1] (0:11.82)	0:23.72 [1] (0:11.56)	0:35.54	-1
3	14	THIS'LLBETHEONE Taylor Marshall	2	63.8 Overall	0:11.46 1400m	1:36.86 [3] (0:14.59)	1:22.27 [3] (0:11.46)	1:10.81 [4] (0:11.54)	0:59.27 [4] (0:12.12)	0:47.15 [4] (0:12.19)	0:34.96 [4] (0:11.62)	0:23.34 [4] (0:11.47)	0:34.96	-5
4	7	NIKAU SPUR Emily Lang	6	66.4 400m	0:11.15 400m	1:37.02 [4] (0:15.43)	1:21.59 [10] (0:11.54)	1:10.05 [10] (0:11.46)	0:58.59 [9] (0:11.75)	0:46.84 [9] (0:12.15)	0:34.69 [9] (0:11.58)	0:23.11 [7] (0:11.15)	0:34.69	+2
5	13	ARTS OBJECT Cejay Graham	11	64.3 400m	0:11.30 1400m	1:37.04 [5] (0:14.96)	1:22.08 [5] (0:11.30)	1:10.78 [6] (0:11.62)	0:59.16 [6] (0:12.00)	0:47.16 [6] (0:12.16)	0:35.00 [6] (0:11.68)	0:23.32 [6] (0:11.39)	0:35.00	-5
6	1	RED WAVE Melea Castle	16	65.7 1400m	0:11.22 1400m	1:37.30 [6] (0:14.97)	1:22.33 [6] (0:11.22)	1:11.11 [5] (0:11.58)	0:59.53 [5] (0:12.01)	0:47.52 [5] (0:12.16)	0:35.36 [5] (0:11.70)	0:23.66 [5] (0:11.51)	0:35.36	+0
7	3	SNEAK PREVIEW Tahlia Fenlon	17	66.2 400m	0:11.22 400m	1:37.31 [7] (0:15.87)	1:21.44 [11] (0:11.29)	1:10.15 [11] (0:11.61)	0:58.54 [11] (0:11.72)	0:46.82 [11] (0:12.26)	0:34.56 [11] (0:11.52)	0:23.04 [11] (0:11.22)	0:34.56	-6
8	2	MILITARY EXPERT Ryan Maloney	4	65.3 Overall	0:11.27 1400m	1:37.33 [8] (0:14.22)	1:23.11 [1] (0:11.27)	1:11.84 [2] (0:11.55)	1:00.29 [2] (0:12.26)	0:48.03 [2] (0:12.03)	0:36.00 [2] (0:11.87)	0:24.13 [2] (0:11.50)	0:36.00	-5
9	4	EAGLEMONT Andrew Mallyon	15	65.7 1400m	0:11.37 1400m	1:37.34 [9] (0:15.12)	1:22.22 [7] (0:11.37)	1:10.85 [7] (0:11.58)	0:59.27 [7] (0:11.94)	0:47.33 [7] (0:12.23)	0:35.10 [7] (0:11.67)	0:23.43 [8] (0:11.46)	0:35.10	+0
10	12	HOT SPRING GOLD Nikita Beriman	8	65.6 Overall	0:11.26 1400m	1:37.39 [10] (0:15.23)	1:22.16 [8] (0:11.26)	1:10.90 [8] (0:11.60)	0:59.30 [8] (0:12.05)	0:47.25 [8] (0:12.14)	0:35.11 [8] (0:11.67)	0:23.44 [9] (0:11.37)	0:35.11	-7

Scratched: Sea Raider (#9), Heleva Deel (#15), Sebring Girl (#17), Caprice Des Dieux (#8), Lord Ardmore (#6), Mr French (#16)

[] Ranking at each section and finish
 -:-:- No data available at this section
 NA No data available

SCN Saddle cloth number
 DNF Did not finish
 DNT Did not track



Doomben QLD Professional

Race 9: LADBROKES EASY FORM OPEN Handicap - 1615m

24 August 2024 - 16:38



BRISBANE
RACING CLUB

Track Rating: Good 4, Weather: Fine, Rail Position: +3m Entire

Section	Overall	1400m	1200m	1000m	800m	600m	400m	Last 600m
Field Times	1:36.62 (0:14.22)	1:22.40 (0:11.16)	1:11.24 (0:11.40)	0:59.84 (0:12.25)	0:47.59 (0:12.22)	0:35.37 (0:11.82)	0:23.55 (0:11.56)	0:35.37

Rank	TAB	Horse/Jockey	Barrier	Top Speed [km/h]	Fastest Section	Overall	1400m	1200m	1000m	800m	600m	400m	Last 600m	Distance Travelled [m]
11	5	YOUTH SPIRIT	1	65.4	0:11.30	1:37.40 [11]	1:22.02 [9]	1:10.50 [9]	0:58.95 [10]	0:47.06 [10]	0:34.80 [10]	0:23.24 [10]	0:34.80	+2
		Noel Callow		600m	400m	(0:15.38)	(0:11.52)	(0:11.55)	(0:11.89)	(0:12.26)	(0:11.56)	(0:11.30)		

Scratched: Sea Raider (#9), Heleva Deel (#15), Sebring Girl (#17), Caprice Des Dieux (#8), Lord Ardmore (#6), Mr French (#16)

[] Ranking at each section and finish
 -:-:- No data available at this section
 NA No data available

SCN Saddle cloth number
 DNF Did not finish
 DNT Did not track



Doomben QLD Professional

Race 9: LADBROKES EASY FORM OPEN Handicap - 1615m

24 August 2024 - 16:38



BRISBANE
RACING CLUB

Track Rating: Good 4, Weather: Fine, Rail Position: +3m Entire

Section				200m				Last 600m	
Field Times				0:11.99 (0:11.99)				0:35.37	
Rank	TAB	Horse/Jockey	Barrier	Top Speed [km/h]	Fastest Section	Margin			Distance Travelled [m]
1	10	TIDAL CREEK Bailey Wheeler	5	66.0 400m	0:11.18 400m	0:11.96 [2] (0:11.96)	1:36.62		0:34.90
2	11	COCOBREW EXPRESS Samantha Collett	14	67.2 Overall	0:10.94 1400m	0:12.16 [1] (0:12.16)	0.98L		0:35.54 -1
3	14	THIS'LLBETHEONE Taylor Marshall	2	63.8 Overall	0:11.46 1400m	0:11.87 [4] (0:11.87)	1.37L		0:34.96 -5
4	7	NIKAU SPUR Emily Lang	6	66.4 400m	0:11.15 400m	0:11.96 [5] (0:11.96)	2.31L		0:34.69 +2
5	13	ARTS OBJECT Cejay Graham	11	64.3 400m	0:11.30 1400m	0:11.93 [6] (0:11.93)	2.43L		0:35.00 -5
6	1	RED WAVE Melea Castle	16	65.7 1400m	0:11.22 1400m	0:12.15 [7] (0:12.15)	3.98L		0:35.36 +0
7	3	SNEAK PREVIEW Tahlia Fenlon	17	66.2 400m	0:11.22 400m	0:11.82 [11] (0:11.82)	4.02L		0:34.56 -6
8	2	MILITARY EXPERT Ryan Maloney	4	65.3 Overall	0:11.27 1400m	0:12.63 [3] (0:12.63)	4.13L		0:36.00 -5
9	4	EAGLEMONT Andrew Mallyon	15	65.7 1400m	0:11.37 1400m	0:11.97 [9] (0:11.97)	4.21L		0:35.10 +0
10	12	HOT SPRING GOLD Nikita Beriman	8	65.6 Overall	0:11.26 1400m	0:12.07 [8] (0:12.07)	4.52L		0:35.11 -7

Scratched: Sea Raider (#9), Heleva Deel (#15), Sebring Girl (#17), Caprice Des Dieux (#8), Lord Ardmore (#6), Mr French (#16)

[] Ranking at each section and finish
-:--:-- No data available at this section
NA No data available

SCN Saddle cloth number
DNF Did not finish
DNT Did not track



Doomben QLD Professional

Race 9: LADBROKES EASY FORM OPEN Handicap - 1615m

24 August 2024 - 16:38



BRISBANE
RACING CLUB

Track Rating: Good 4, Weather: Fine, Rail Position: +3m Entire

Section			200m			Last 600m			
Field Times			0:11.99 (0:11.99)			0:35.37			
Rank	TAB	Horse/Jockey	Barrier	Top Speed [km/h]	Fastest Section	Margin	Distance Travelled [m]		
11	5	YOUTH SPIRIT	1	65.4	0:11.30	0:11.94 [10]	4.59L	0:34.80	+2
		Noel Callow		600m	400m	(0:11.94)			

Scratched: Sea Raider (#9), Heleva Deel (#15), Sebring Girl (#17), Caprice Des Dieux (#8), Lord Ardmore (#6), Mr French (#16)

[] Ranking at each section and finish
 -:-:- No data available at this section
 NA No data available

SCN Saddle cloth number
 DNF Did not finish
 DNT Did not track



Horse/Jockey Name	Tidal Creek
Final Rank	1
Fastest Section Time (Section)	0:11.18 (400m)
Top Speed [km/h] (Section)	66.0 (400m)
Race State	Finished

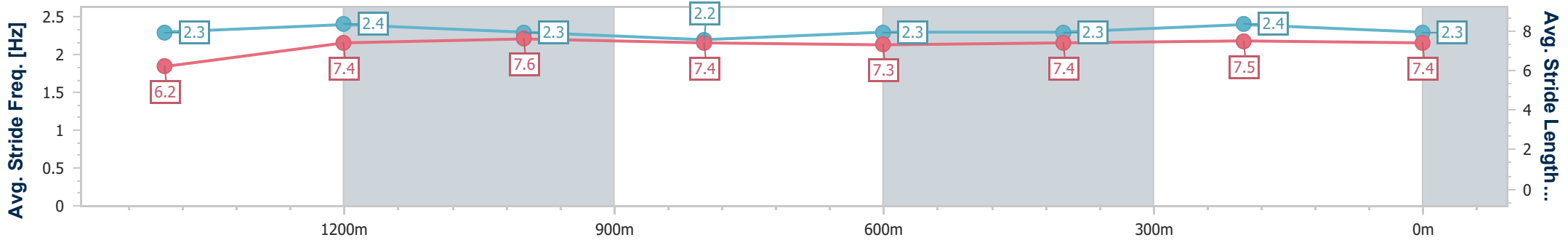
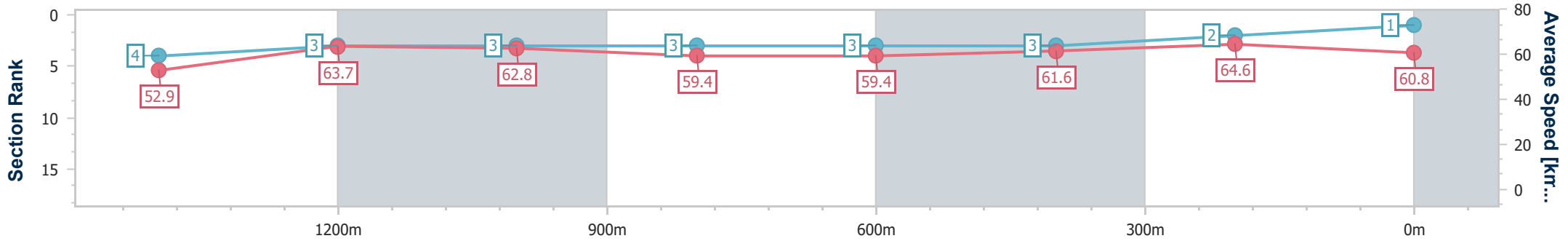


Doomben QLD Professional
Race 9: LADBROKES EASY FORM OPEN Handicap - 1615m
 24 August 2024 - 16:38
 Track Rating: Good 4, Weather: Fine, Rail Position: +3m Entire



BRISBANE
RACING CLUB

Section	Overall	1400m	1200m	1000m	800m	600m	400m	200m
Section Times	1:36.62 [1] (0:14.67)	1:21.95 [4] (0:11.22)	1:10.73 [3] (0:11.50)	0:59.23 [3] (0:12.13)	0:47.10 [3] (0:12.20)	0:34.90 [3] (0:11.76)	0:23.14 [3] (0:11.18)	0:11.96 [2] (0:11.96)
Average Speed [km/h]	52.9	63.7	62.8	59.4	59.4	61.6	64.6	60.8
Top Speed [km/h]	64.9	65.1	64.0	60.7	61.2	63.5	66.0	63.5
Avg. Dist. to Rail [m]	2.0	0.5	0.4	0.2	1.6	1.8	1.2	2.8
Avg. Stride Freq. [Hz]	2.3	2.4	2.3	2.2	2.3	2.3	2.4	2.3
Avg. Stride Length [m]	6.2	7.4	7.6	7.4	7.3	7.4	7.5	7.4



- [] Ranking at each section and finish
- .-.- No data available at this section
- NA No data available



Horse/Jockey Name	Cocobrew Express
Final Rank	2
Fastest Section Time (Section)	0:10.94 (1400m)
Top Speed [km/h] (Section)	67.2 (Overall)
Race State	Finished

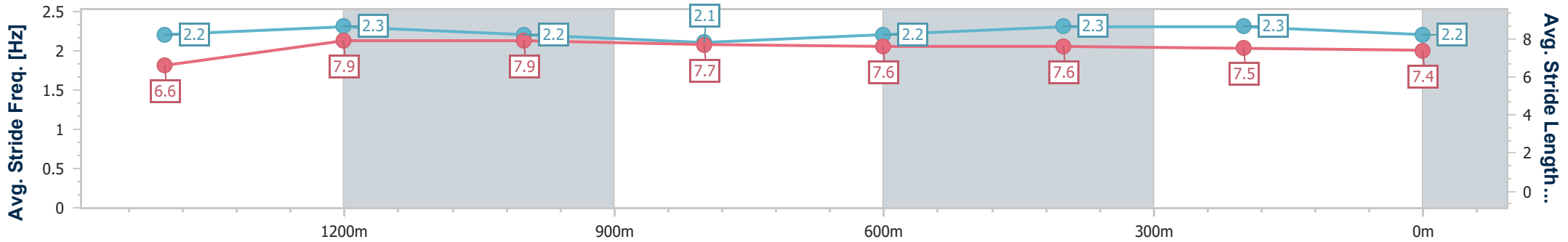
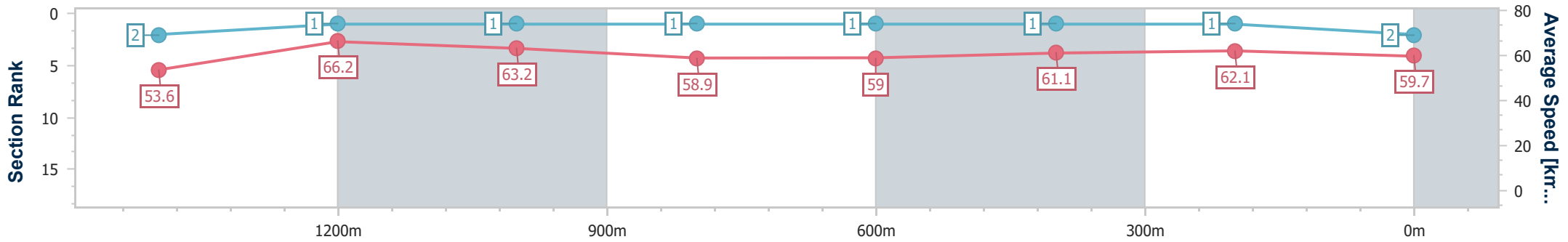


Doomben QLD Professional
Race 9: LADBROKES EASY FORM OPEN Handicap - 1615m
 24 August 2024 - 16:38
 Track Rating: Good 4, Weather: Fine, Rail Position: +3m Entire



BRISBANE
RACING CLUB

Section	Overall	1400m	1200m	1000m	800m	600m	400m	200m
Section Times	1:36.79 [2] (0:14.44)	1:22.35 [2] (0:10.94)	1:11.41 [1] (0:11.40)	1:00.01 [1] (0:12.25)	0:47.76 [1] (0:12.22)	0:35.54 [1] (0:11.82)	0:23.72 [1] (0:11.56)	0:12.16 [1] (0:12.16)
Average Speed [km/h]	53.6	66.2	63.2	58.9	59.0	61.1	62.1	59.7
Top Speed [km/h]	67.2	67.0	66.4	61.3	61.0	62.1	63.6	62.0
Avg. Dist. to Rail [m]	4.9	1.0	1.8	0.6	0.5	1.0	1.3	0.4
Avg. Stride Freq. [Hz]	2.2	2.3	2.2	2.1	2.2	2.3	2.3	2.2
Avg. Stride Length [m]	6.6	7.9	7.9	7.7	7.6	7.6	7.5	7.4



- [] Ranking at each section and finish
- .-.- No data available at this section
- NA No data available



Horse/Jockey Name	This'llbetheone
Final Rank	3
Fastest Section Time (Section)	0:11.46 (1400m)
Top Speed [km/h] (Section)	63.8 (Overall)
Race State	Finished

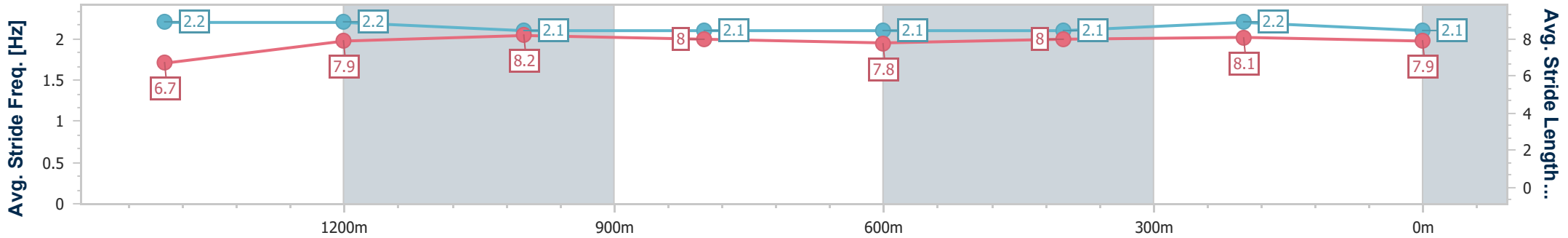
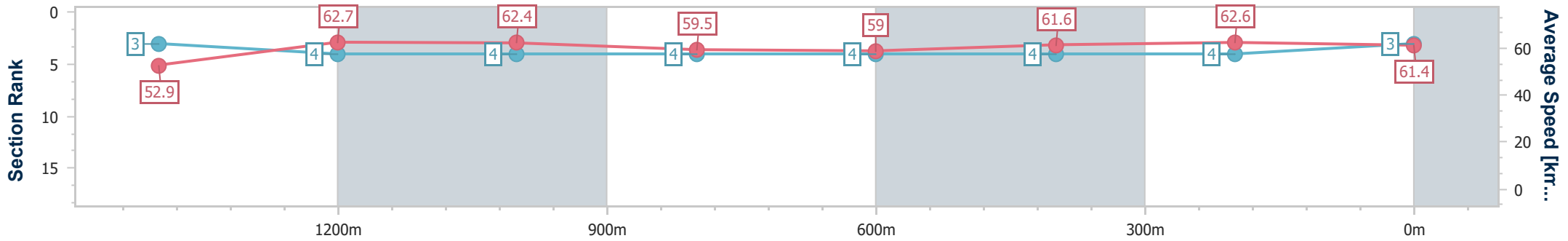


Doomben QLD Professional
Race 9: LADBROKES EASY FORM OPEN Handicap - 1615m
 24 August 2024 - 16:38
 Track Rating: Good 4, Weather: Fine, Rail Position: +3m Entire



BRISBANE
 RACING CLUB

Section	Overall	1400m	1200m	1000m	800m	600m	400m	200m
Section Times	1:36.86 [3] (0:14.59)	1:22.27 [3] (0:11.46)	1:10.81 [4] (0:11.54)	0:59.27 [4] (0:12.12)	0:47.15 [4] (0:12.19)	0:34.96 [4] (0:11.62)	0:23.34 [4] (0:11.47)	0:11.87 [4] (0:11.87)
Average Speed [km/h]	52.9	62.7	62.4	59.5	59.0	61.6	62.6	61.4
Top Speed [km/h]	63.8	63.8	63.8	61.5	61.0	62.6	63.4	63.1
Avg. Dist. to Rail [m]	0.7	0.5	0.6	0.2	0.1	1.0	1.2	2.9
Avg. Stride Freq. [Hz]	2.2	2.2	2.1	2.1	2.1	2.1	2.2	2.1
Avg. Stride Length [m]	6.7	7.9	8.2	8.0	7.8	8.0	8.1	7.9



- [] Ranking at each section and finish
- .-.-.- No data available at this section
- NA No data available



Horse/Jockey Name	Nikau Spur
Final Rank	4
Fastest Section Time (Section)	0:11.15 (400m)
Top Speed [km/h] (Section)	66.4 (400m)
Race State	Finished

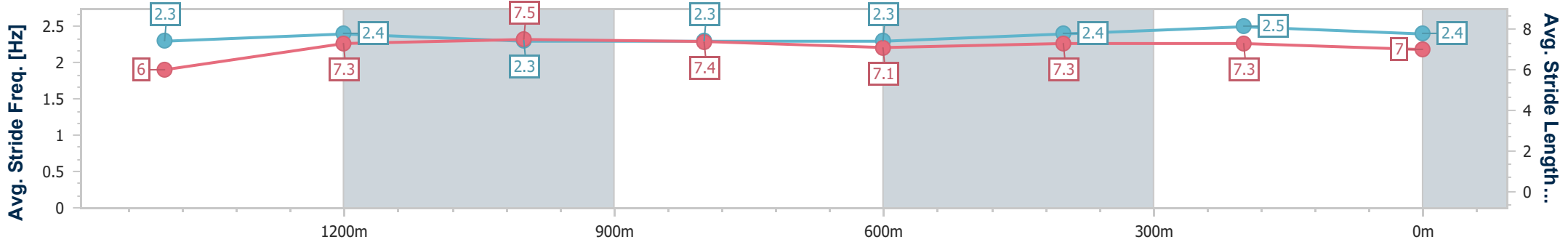
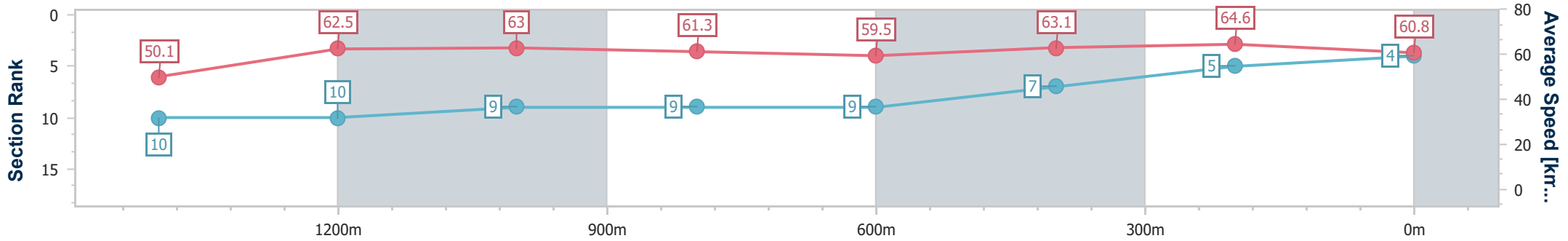


Doomben QLD Professional
Race 9: LADBROKES EASY FORM OPEN Handicap - 1615m
 24 August 2024 - 16:38
 Track Rating: Good 4, Weather: Fine, Rail Position: +3m Entire



BRISBANE
RACING CLUB

Section	Overall	1400m	1200m	1000m	800m	600m	400m	200m
Section Times	1:37.02 [4] (0:15.43)	1:21.59 [10] (0:11.54)	1:10.05 [10] (0:11.46)	0:58.59 [9] (0:11.75)	0:46.84 [9] (0:12.15)	0:34.69 [9] (0:11.58)	0:23.11 [7] (0:11.15)	0:11.96 [5] (0:11.96)
Average Speed [km/h]	50.1	62.5	63.0	61.3	59.5	63.1	64.6	60.8
Top Speed [km/h]	61.7	64.0	63.5	63.7	63.6	63.9	66.4	63.9
Avg. Dist. to Rail [m]	1.7	0.3	0.8	0.9	0.9	2.4	2.0	4.5
Avg. Stride Freq. [Hz]	2.3	2.4	2.3	2.3	2.3	2.4	2.5	2.4
Avg. Stride Length [m]	6.0	7.3	7.5	7.4	7.1	7.3	7.3	7.0



- [] Ranking at each section and finish
- .-.- No data available at this section
- NA No data available



Horse/Jockey Name	Arts Object
Final Rank	5
Fastest Section Time (Section)	0:11.30 (1400m)
Top Speed [km/h] (Section)	64.3 (400m)
Race State	Finished

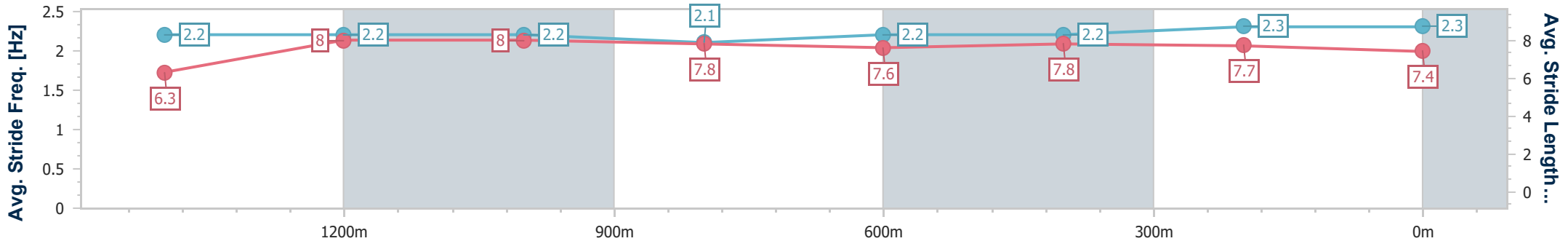
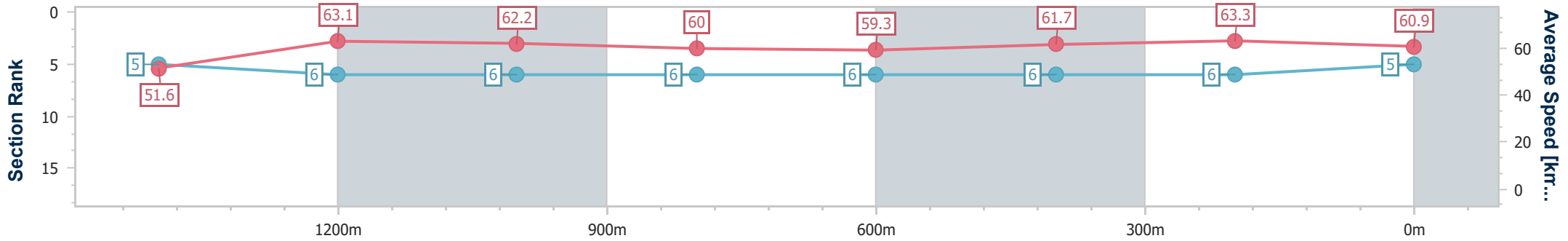


Doomben QLD Professional
Race 9: LADBROKES EASY FORM OPEN Handicap - 1615m
 24 August 2024 - 16:38
 Track Rating: Good 4, Weather: Fine, Rail Position: +3m Entire



BRISBANE
RACING CLUB

Section	Overall	1400m	1200m	1000m	800m	600m	400m	200m
Section Times	1:37.04 [5] (0:14.96)	1:22.08 [5] (0:11.30)	1:10.78 [6] (0:11.62)	0:59.16 [6] (0:12.00)	0:47.16 [6] (0:12.16)	0:35.00 [6] (0:11.68)	0:23.32 [6] (0:11.39)	0:11.93 [6] (0:11.93)
Average Speed [km/h]	51.6	63.1	62.2	60.0	59.3	61.7	63.3	60.9
Top Speed [km/h]	64.0	64.0	62.7	61.8	60.8	63.2	64.3	63.3
Avg. Dist. to Rail [m]	2.4	1.4	0.4	0.5	0.6	0.7	1.4	3.5
Avg. Stride Freq. [Hz]	2.2	2.2	2.2	2.1	2.2	2.2	2.3	2.3
Avg. Stride Length [m]	6.3	8.0	8.0	7.8	7.6	7.8	7.7	7.4



- [] Ranking at each section and finish
- .-.-.- No data available at this section
- NA No data available



Horse/Jockey Name	Red Wave
Final Rank	6
Fastest Section Time (Section)	0:11.22 (1400m)
Top Speed [km/h] (Section)	65.7 (1400m)
Race State	Finished

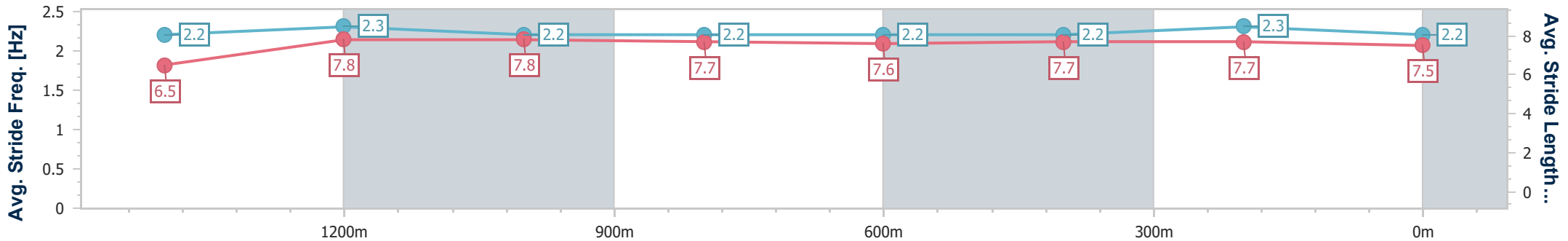
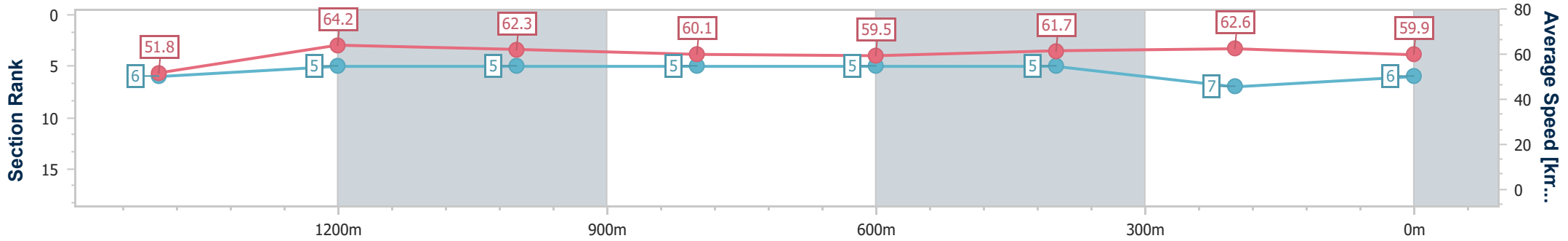


Doomben QLD Professional
Race 9: LADBROKES EASY FORM OPEN Handicap - 1615m
 24 August 2024 - 16:38
 Track Rating: Good 4, Weather: Fine, Rail Position: +3m Entire



BRISBANE
 RACING CLUB

Section	Overall	1400m	1200m	1000m	800m	600m	400m	200m
Section Times	1:37.30 [6] (0:14.97)	1:22.33 [6] (0:11.22)	1:11.11 [5] (0:11.58)	0:59.53 [5] (0:12.01)	0:47.52 [5] (0:12.16)	0:35.36 [5] (0:11.70)	0:23.66 [5] (0:11.51)	0:12.15 [7] (0:12.15)
Average Speed [km/h]	51.8	64.2	62.3	60.1	59.5	61.7	62.6	59.9
Top Speed [km/h]	65.6	65.7	64.0	61.8	61.8	62.6	64.2	62.6
Avg. Dist. to Rail [m]	5.2	0.3	1.3	1.2	0.7	0.9	2.5	4.4
Avg. Stride Freq. [Hz]	2.2	2.3	2.2	2.2	2.2	2.2	2.3	2.2
Avg. Stride Length [m]	6.5	7.8	7.8	7.7	7.6	7.7	7.7	7.5



- [] Ranking at each section and finish
- .-.- No data available at this section
- NA No data available



Horse/Jockey Name	Sneak Preview
Final Rank	7
Fastest Section Time (Section)	0:11.22 (400m)
Top Speed [km/h] (Section)	66.2 (400m)
Race State	Finished

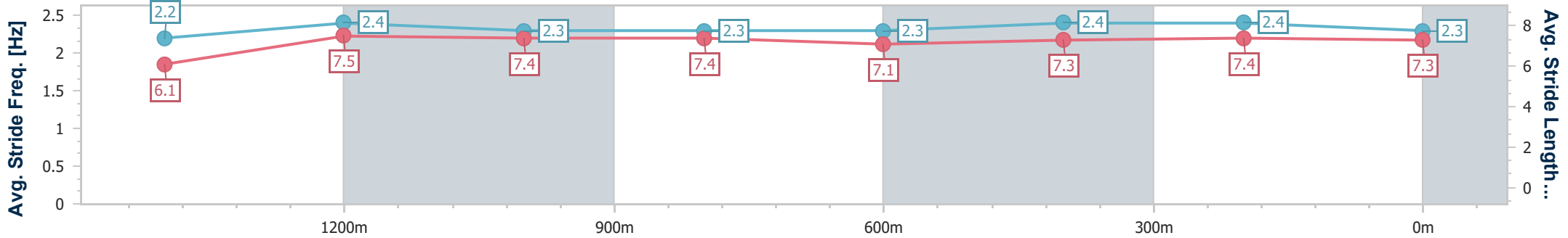
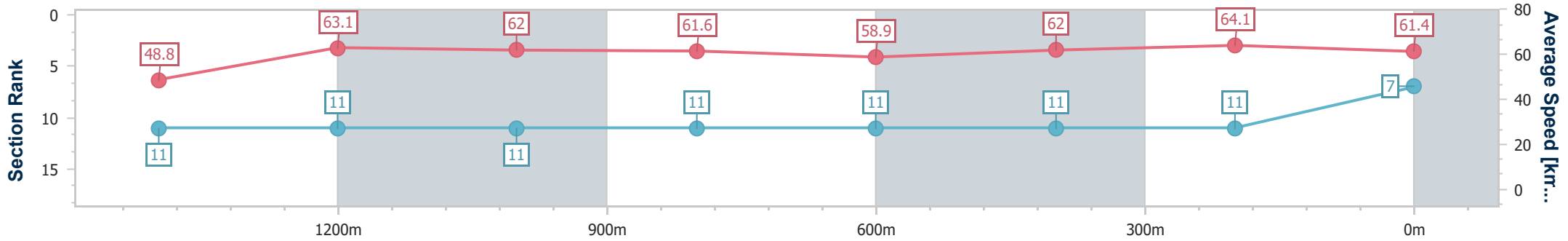


Doomben QLD Professional
Race 9: LADBROKES EASY FORM OPEN Handicap - 1615m
 24 August 2024 - 16:38
 Track Rating: Good 4, Weather: Fine, Rail Position: +3m Entire



BRISBANE
RACING CLUB

Section	Overall	1400m	1200m	1000m	800m	600m	400m	200m
Section Times	1:37.31 [7] (0:15.87)	1:21.44 [11] (0:11.29)	1:10.15 [11] (0:11.61)	0:58.54 [11] (0:11.72)	0:46.82 [11] (0:12.26)	0:34.56 [11] (0:11.52)	0:23.04 [11] (0:11.22)	0:11.82 [11] (0:11.82)
Average Speed [km/h]	48.8	63.1	62.0	61.6	58.9	62.0	64.1	61.4
Top Speed [km/h]	61.4	64.9	63.0	62.9	62.7	64.2	66.2	63.2
Avg. Dist. to Rail [m]	4.7	1.6	0.7	0.4	0.6	0.8	1.2	0.9
Avg. Stride Freq. [Hz]	2.2	2.4	2.3	2.3	2.3	2.4	2.4	2.3
Avg. Stride Length [m]	6.1	7.5	7.4	7.4	7.1	7.3	7.4	7.3



- [] Ranking at each section and finish
- .-.- No data available at this section
- NA No data available



Horse/Jockey Name	Military Expert
Final Rank	8
Fastest Section Time (Section)	0:11.27 (1400m)
Top Speed [km/h] (Section)	65.3 (Overall)
Race State	Finished

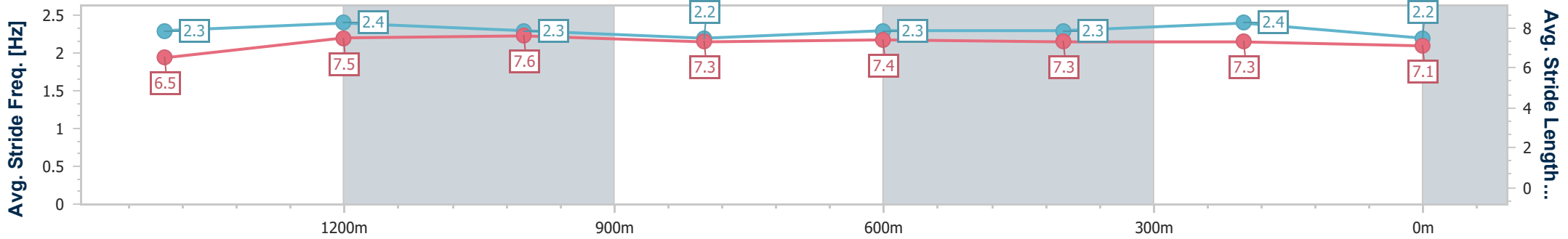
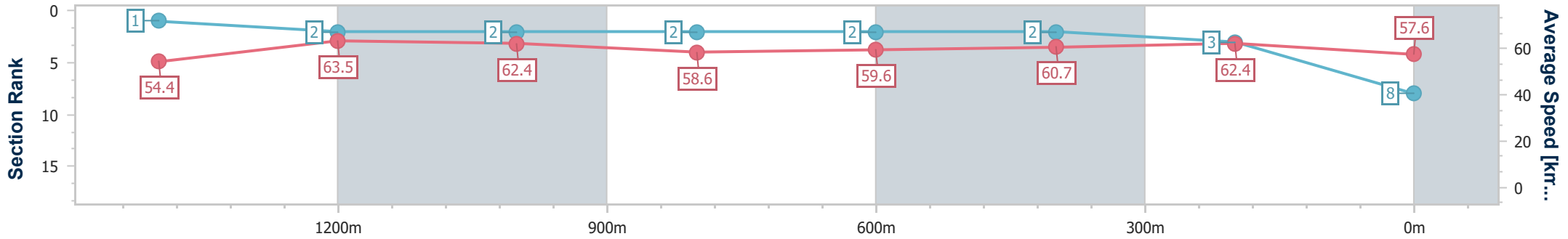


Doomben QLD Professional
Race 9: LADBROKES EASY FORM OPEN Handicap - 1615m
 24 August 2024 - 16:38
 Track Rating: Good 4, Weather: Fine, Rail Position: +3m Entire



BRISBANE
 RACING CLUB

Section	Overall	1400m	1200m	1000m	800m	600m	400m	200m
Section Times	1:37.33 [8] (0:14.22)	1:23.11 [1] (0:11.27)	1:11.84 [2] (0:11.55)	1:00.29 [2] (0:12.26)	0:48.03 [2] (0:12.03)	0:36.00 [2] (0:11.87)	0:24.13 [2] (0:11.50)	0:12.63 [3] (0:12.63)
Average Speed [km/h]	54.4	63.5	62.4	58.6	59.6	60.7	62.4	57.6
Top Speed [km/h]	65.3	65.2	64.1	60.5	61.5	61.9	64.7	61.1
Avg. Dist. to Rail [m]	0.9	0.6	0.3	0.5	0.5	0.6	1.2	0.8
Avg. Stride Freq. [Hz]	2.3	2.4	2.3	2.2	2.3	2.3	2.4	2.2
Avg. Stride Length [m]	6.5	7.5	7.6	7.3	7.4	7.3	7.3	7.1



- [] Ranking at each section and finish
- .-.-.- No data available at this section
- NA No data available



Horse/Jockey Name	Eaglemont
Final Rank	9
Fastest Section Time (Section)	0:11.37 (1400m)
Top Speed [km/h] (Section)	65.7 (1400m)
Race State	Finished

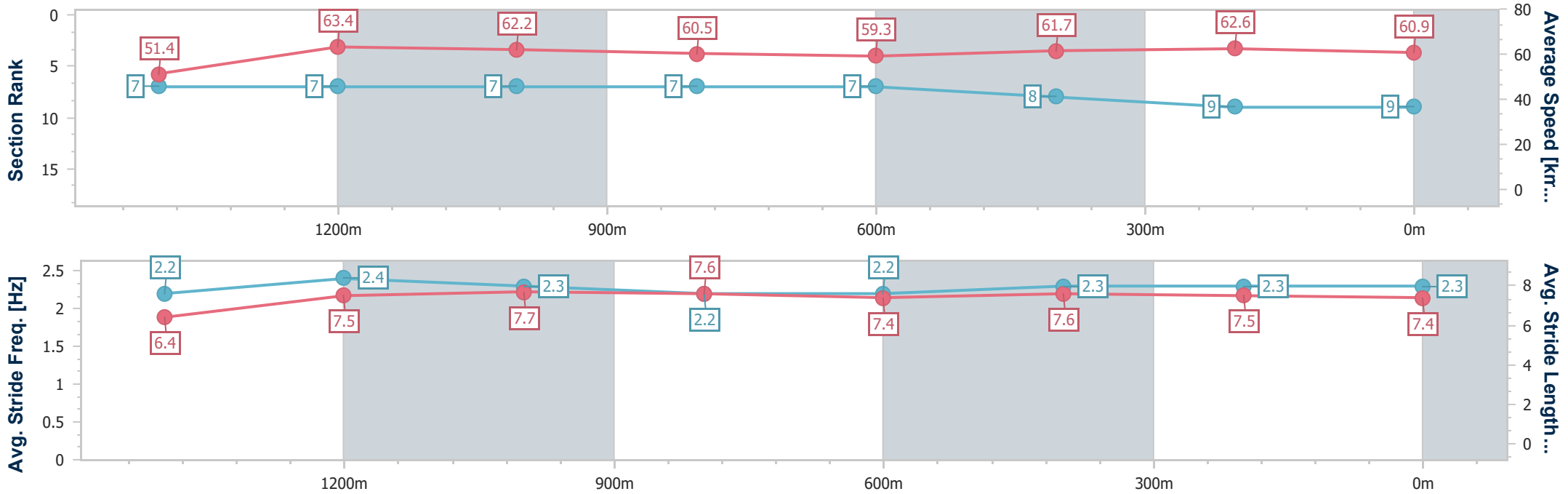


Doomben QLD Professional
Race 9: LADBROKES EASY FORM OPEN Handicap - 1615m
 24 August 2024 - 16:38
 Track Rating: Good 4, Weather: Fine, Rail Position: +3m Entire



BRISBANE
 RACING CLUB

Section	Overall	1400m	1200m	1000m	800m	600m	400m	200m
Section Times	1:37.34 [9] (0:15.12)	1:22.22 [7] (0:11.37)	1:10.85 [7] (0:11.58)	0:59.27 [7] (0:11.94)	0:47.33 [7] (0:12.23)	0:35.10 [7] (0:11.67)	0:23.43 [8] (0:11.46)	0:11.97 [9] (0:11.97)
Average Speed [km/h]	51.4	63.4	62.2	60.5	59.3	61.7	62.6	60.9
Top Speed [km/h]	63.8	65.7	63.1	62.9	61.3	62.8	63.4	62.3
Avg. Dist. to Rail [m]	4.3	0.3	1.0	0.8	1.4	0.9	1.5	4.4
Avg. Stride Freq. [Hz]	2.2	2.4	2.3	2.2	2.2	2.3	2.3	2.3
Avg. Stride Length [m]	6.4	7.5	7.7	7.6	7.4	7.6	7.5	7.4



- [] Ranking at each section and finish
- .-.- No data available at this section
- NA No data available



Horse/Jockey Name	Hot Spring Gold
Final Rank	10
Fastest Section Time (Section)	0:11.26 (1400m)
Top Speed [km/h] (Section)	65.6 (Overall)
Race State	Finished

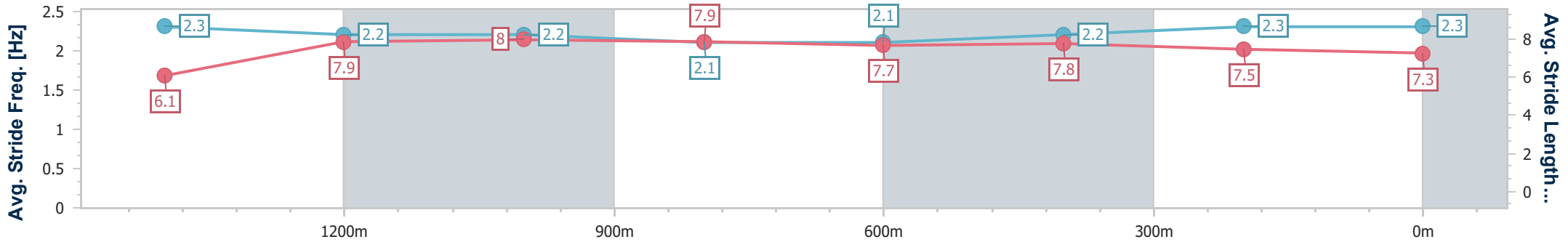
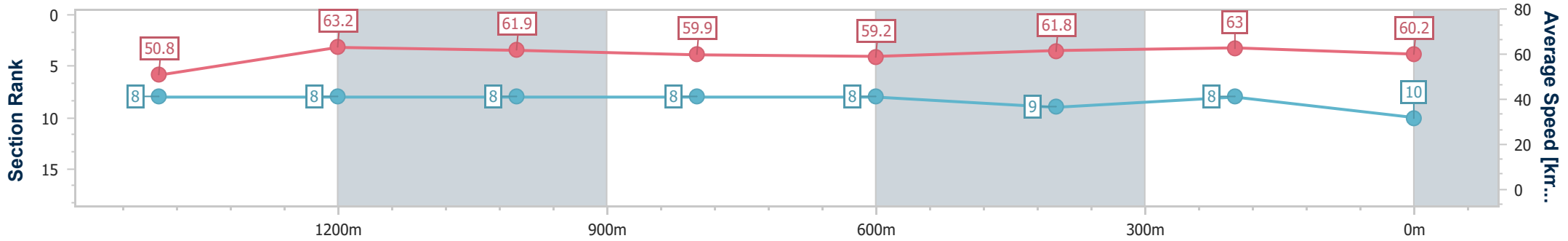


Doomben QLD Professional
Race 9: LADBROKES EASY FORM OPEN Handicap - 1615m
 24 August 2024 - 16:38
 Track Rating: Good 4, Weather: Fine, Rail Position: +3m Entire



BRISBANE
 RACING CLUB

Section	Overall	1400m	1200m	1000m	800m	600m	400m	200m
Section Times	1:37.39 [10] (0:15.23)	1:22.16 [8] (0:11.26)	1:10.90 [8] (0:11.60)	0:59.30 [8] (0:12.05)	0:47.25 [8] (0:12.14)	0:35.11 [8] (0:11.67)	0:23.44 [9] (0:11.37)	0:12.07 [8] (0:12.07)
Average Speed [km/h]	50.8	63.2	61.9	59.9	59.2	61.8	63.0	60.2
Top Speed [km/h]	65.6	65.1	62.9	62.1	62.6	62.5	64.3	62.3
Avg. Dist. to Rail [m]	2.3	1.8	0.8	0.3	0.4	0.4	1.1	0.6
Avg. Stride Freq. [Hz]	2.3	2.2	2.2	2.1	2.1	2.2	2.3	2.3
Avg. Stride Length [m]	6.1	7.9	8.0	7.9	7.7	7.8	7.5	7.3



- [] Ranking at each section and finish
- .-.- No data available at this section
- NA No data available



Horse/Jockey Name	Youth Spirit
Final Rank	11
Fastest Section Time (Section)	0:11.30 (400m)
Top Speed [km/h] (Section)	65.4 (600m)
Race State	Finished

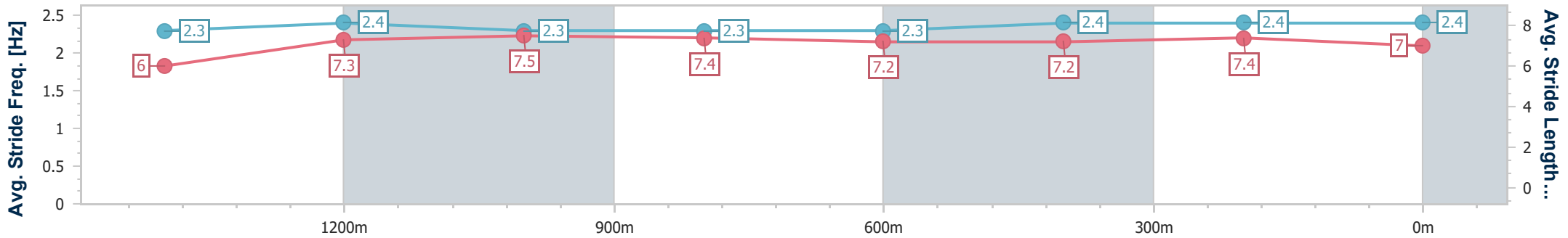
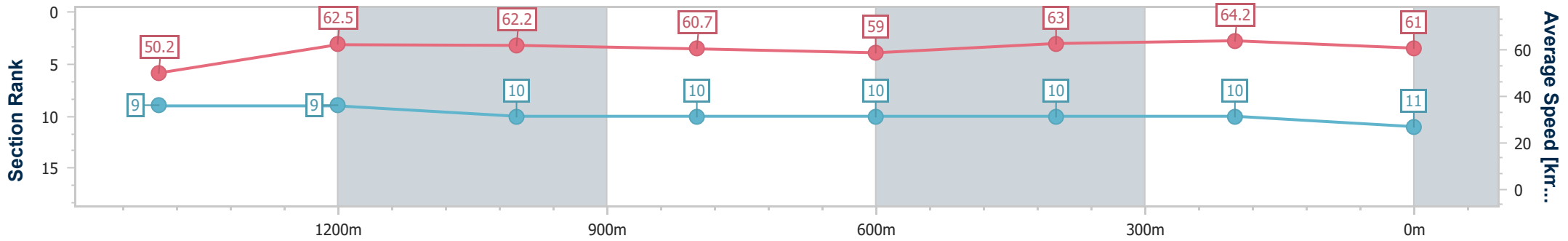


Doomben QLD Professional
Race 9: LADBROKES EASY FORM OPEN Handicap - 1615m
 24 August 2024 - 16:38
 Track Rating: Good 4, Weather: Fine, Rail Position: +3m Entire



BRISBANE
RACING CLUB

Section	Overall	1400m	1200m	1000m	800m	600m	400m	200m
Section Times	1:37.40 [11] (0:15.38)	1:22.02 [9] (0:11.52)	1:10.50 [9] (0:11.55)	0:58.95 [10] (0:11.89)	0:47.06 [10] (0:12.26)	0:34.80 [10] (0:11.56)	0:23.24 [10] (0:11.30)	0:11.94 [10] (0:11.94)
Average Speed [km/h]	50.2	62.5	62.2	60.7	59.0	63.0	64.2	61.0
Top Speed [km/h]	61.2	63.9	62.8	62.7	62.6	65.4	65.3	63.2
Avg. Dist. to Rail [m]	0.7	0.6	0.7	0.3	0.9	1.9	5.0	7.7
Avg. Stride Freq. [Hz]	2.3	2.4	2.3	2.3	2.3	2.4	2.4	2.4
Avg. Stride Length [m]	6.0	7.3	7.5	7.4	7.2	7.2	7.4	7.0



- [] Ranking at each section and finish
- .-.- No data available at this section
- NA No data available