



**Aquis Park Gold Coast Poly QLD Professional**  
**Race 2: REMEMBERING WILLIAM AND ELSIE MORGAN BENCHMARK**  
**55 Handicap - 1150m**  
**24 August 2024 - 13:34**



Track Rating: Synthetic, Weather: Fine, Rail Position: True

Section		Field Times										Last 600m		
		Overall	1000m	800m	600m	400m	200m						0:34.17	
		1:05.83 (0:10.54)	0:55.29 (0:10.33)	0:44.96 (0:10.79)	0:34.17 (0:11.00)	0:23.17 (0:11.34)	0:11.83 (0:11.83)							
Rank	TAB	Horse/Jockey	Barrier	Top Speed [km/h]	Fastest Section								Margin	Distance Travelled [m]
1	4	<b>RICH MINX</b> Fiona Sandkuhl	3	71.2 1000m	0:10.33 1000m	1:05.83 [1] (0:10.54)	0:55.29 [1] (0:10.33)	0:44.96 [1] (0:10.79)	0:34.17 [1] (0:11.00)	0:23.17 [1] (0:11.34)	0:11.83 [1] (0:11.83)	1:05.83	0:34.17	
2	5	<b>KING KRYPTOS</b> Rob Thorburn	4	71.3 1000m	0:10.36 1000m	1:07.44 [2] (0:10.75)	0:56.69 [4] (0:10.36)	0:46.33 [2] (0:10.79)	0:35.54 [2] (0:11.10)	0:24.44 [2] (0:11.66)	0:12.78 [2] (0:12.78)	9.3L	0:35.54	+4
3	2	<b>STERN IMPULSE</b> Dan McGillivray	9	69.1 1000m	0:10.68 1000m	1:07.58 [3] (0:10.71)	0:56.87 [3] (0:10.68)	0:46.19 [4] (0:11.03)	0:35.16 [5] (0:11.20)	0:23.96 [5] (0:11.73)	0:12.23 [4] (0:12.23)	10.1L	0:35.16	+2
4	1	<b>CHERBOURG</b> Corey Sutherland	14	69.5 600m	0:10.90 600m	1:07.70 [4] (0:11.08)	0:56.62 [10] (0:10.92)	0:45.70 [9] (0:10.96)	0:34.74 [10] (0:10.90)	0:23.84 [7] (0:11.65)	0:12.19 [6] (0:12.19)	10.6L	0:34.74	+8
5	6	<b>RIVA D'AMOR</b> Paul Hammersley	13	69.0 1000m	0:10.89 800m	1:07.71 [5] (0:11.02)	0:56.69 [8] (0:10.97)	0:45.72 [8] (0:10.89)	0:34.83 [9] (0:11.14)	0:23.69 [9] (0:11.55)	0:12.14 [7] (0:12.14)	10.7L	0:34.83	+4
6	13	<b>PRINCE OF MARAKESH</b> Rikki Jamieson	5	71.6 1000m	0:10.52 1000m	1:07.82 [6] (0:10.64)	0:57.18 [2] (0:10.52)	0:46.66 [3] (0:11.01)	0:35.65 [3] (0:11.28)	0:24.37 [3] (0:11.77)	0:12.60 [3] (0:12.60)	11.2L	0:35.65	+7
7	9	<b>ROMAN HUSSLER</b> Amy Graham	12	68.6 1000m	0:10.89 Overall	1:07.94 [7] (0:10.89)	0:57.05 [5] (0:10.90)	0:46.15 [7] (0:10.95)	0:35.20 [7] (0:11.21)	0:23.99 [8] (0:11.68)	0:12.31 [9] (0:12.31)	11.7L	0:35.20	+7
8	14	<b>RUDIMENTARY</b> Micheal Hellyer	1	69.5 1000m	0:10.67 1000m	1:08.41 [8] (0:10.91)	0:57.50 [7] (0:10.67)	0:46.83 [5] (0:10.81)	0:36.02 [4] (0:11.14)	0:24.88 [4] (0:11.89)	0:12.99 [5] (0:12.99)	14.5L	0:36.02	-3
9	3	<b>FLYING BAT</b> Jade Hampson	6	70.0 1000m	0:10.84 800m	1:08.46 [9] (0:11.06)	0:57.40 [9] (0:10.95)	0:46.45 [10] (0:10.84)	0:35.61 [8] (0:11.27)	0:24.34 [10] (0:11.77)	0:12.57 [10] (0:12.57)	14.7L	0:35.61	+2
10	7	<b>OCEAN ALPS</b> Kirk Matheson	8	69.9 1000m	0:10.74 1000m	1:08.58 [10] (0:10.90)	0:57.68 [6] (0:10.74)	0:46.94 [6] (0:10.91)	0:36.03 [6] (0:11.24)	0:24.79 [6] (0:11.80)	0:12.99 [8] (0:12.99)	15.2L	0:36.03	+7

Scratched: Crown Guinea (#10), Rothero Essgee (#11), Les Girls (#12), Little Charmer (#8)

[ ] Ranking at each section and finish  
 -:-:- No data available at this section  
 NA No data available  
 SCN Saddle cloth number  
 DNF Did not finish  
 DNT Did not track



Horse/Jockey Name	Rich Minx
Final Rank	1
Fastest Section Time (Section)	0:10.33 (1000m)
Top Speed [km/h] (Section)	71.2 (1000m)
Race State	Finished



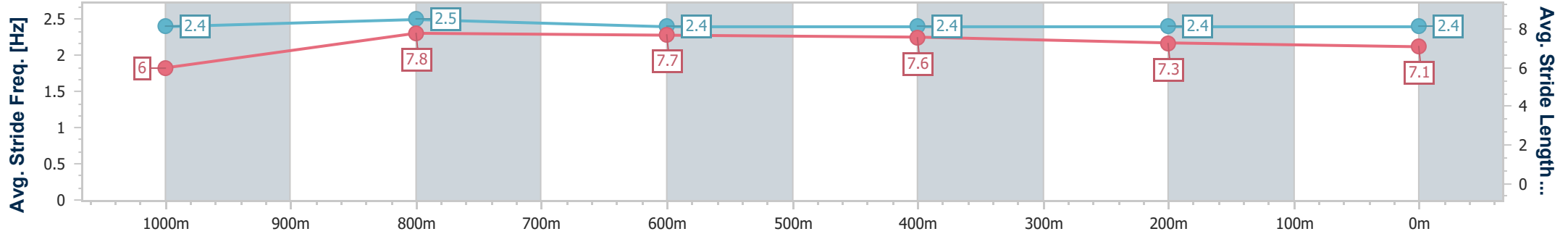
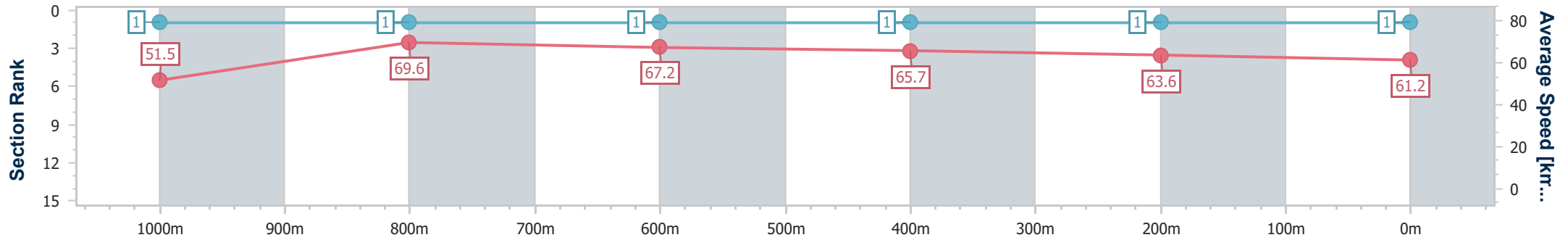
Aquis Park Gold Coast Poly QLD Professional  
 Race 2: REMEMBERING WILLIAM AND ELSIE MORGAN  
 BENCHMARK 55 Handicap - 1150m



24 August 2024 - 13:34

Track Rating: Synthetic, Weather: Fine, Rail Position: True

Section	Overall	1000m	800m	600m	400m	200m
Section Times	1:05.83 [1] (0:10.54)	0:55.29 [1] (0:10.33)	0:44.96 [1] (0:10.79)	0:34.17 [1] (0:11.00)	0:23.17 [1] (0:11.34)	0:11.83 [1] (0:11.83)
Average Speed [km/h]	51.5	69.6	67.2	65.7	63.6	61.2
Top Speed [km/h]	68.2	71.2	69.4	67.9	64.6	63.3
Avg. Dist. to Rail [m]	2.5	0.8	1.0	1.1	0.3	0.6
Avg. Stride Freq. [Hz]	2.4	2.5	2.4	2.4	2.4	2.4
Avg. Stride Length [m]	6.0	7.8	7.7	7.6	7.3	7.1



- [ ] Ranking at each section and finish
- .-.- No data available at this section
- NA No data available



Horse/Jockey Name	King Kryptos
Final Rank	2
Fastest Section Time (Section)	0:10.36 (1000m)
Top Speed [km/h] (Section)	71.3 (1000m)
Race State	Finished



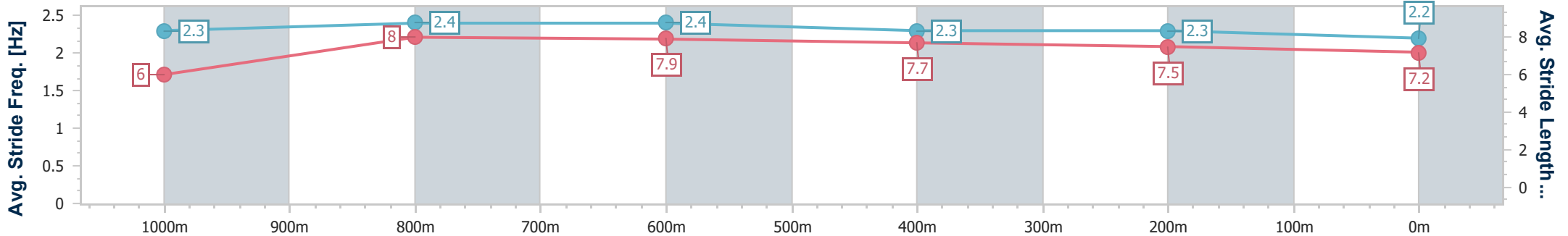
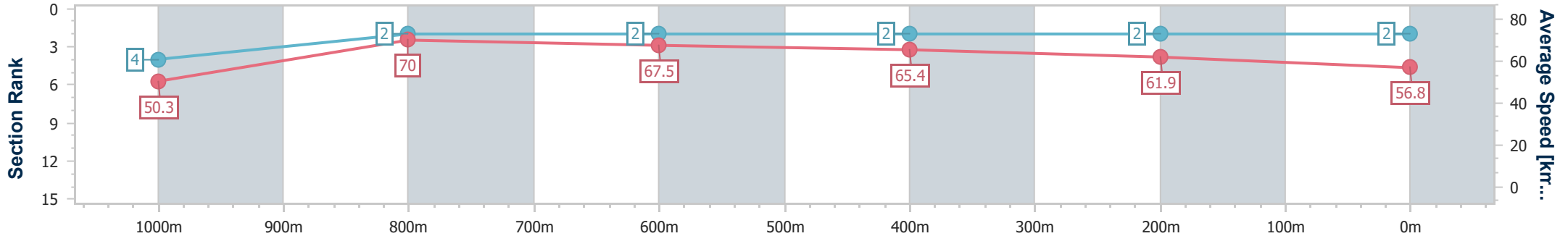
Aquis Park Gold Coast Poly QLD Professional  
 Race 2: REMEMBERING WILLIAM AND ELSIE MORGAN  
 BENCHMARK 55 Handicap - 1150m



24 August 2024 - 13:34

Track Rating: Synthetic, Weather: Fine, Rail Position: True

Section	Overall	1000m	800m	600m	400m	200m
Section Times	1:07.44 [2] (0:10.75)	0:56.69 [4] (0:10.36)	0:46.33 [2] (0:10.79)	0:35.54 [2] (0:11.10)	0:24.44 [2] (0:11.66)	0:12.78 [2] (0:12.78)
Average Speed [km/h]	50.3	70.0	67.5	65.4	61.9	56.8
Top Speed [km/h]	68.3	71.3	68.6	68.2	63.4	59.7
Avg. Dist. to Rail [m]	3.4	2.4	2.6	1.5	2.1	1.5
Avg. Stride Freq. [Hz]	2.3	2.4	2.4	2.3	2.3	2.2
Avg. Stride Length [m]	6.0	8.0	7.9	7.7	7.5	7.2



- [ ] Ranking at each section and finish
- .-.- No data available at this section
- NA No data available



Horse/Jockey Name	Stern Impulse
Final Rank	3
Fastest Section Time (Section)	0:10.68 (1000m)
Top Speed [km/h] (Section)	69.1 (1000m)
Race State	Finished



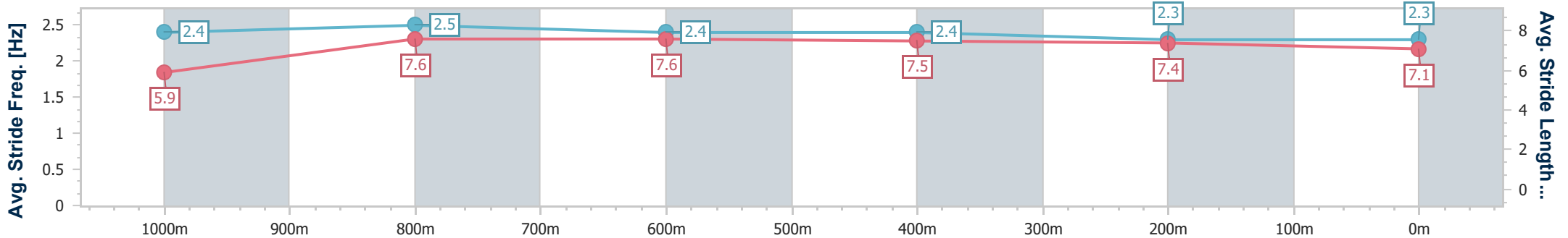
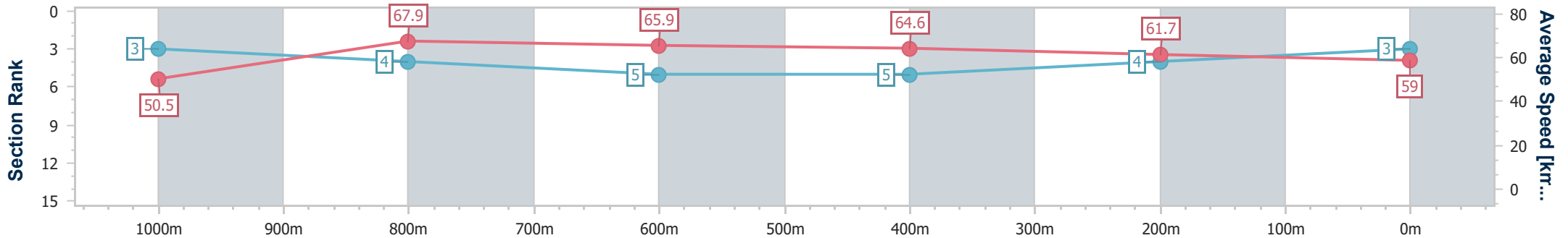
Aquis Park Gold Coast Poly QLD Professional  
 Race 2: REMEMBERING WILLIAM AND ELSIE MORGAN  
 BENCHMARK 55 Handicap - 1150m



24 August 2024 - 13:34

Track Rating: Synthetic, Weather: Fine, Rail Position: True

Section	Overall	1000m	800m	600m	400m	200m
Section Times	1:07.58 [3] (0:10.71)	0:56.87 [3] (0:10.68)	0:46.19 [4] (0:11.03)	0:35.16 [5] (0:11.20)	0:23.96 [5] (0:11.73)	0:12.23 [4] (0:12.23)
Average Speed [km/h]	50.5	67.9	65.9	64.6	61.7	59.0
Top Speed [km/h]	66.8	69.1	67.8	66.5	63.0	60.7
Avg. Dist. to Rail [m]	5.7	2.5	1.8	1.5	3.1	5.7
Avg. Stride Freq. [Hz]	2.4	2.5	2.4	2.4	2.3	2.3
Avg. Stride Length [m]	5.9	7.6	7.6	7.5	7.4	7.1



- [ ] Ranking at each section and finish
- .-.- No data available at this section
- NA No data available



Horse/Jockey Name	Cherbourg
Final Rank	4
Fastest Section Time (Section)	0:10.90 (600m)
Top Speed [km/h] (Section)	69.5 (600m)
Race State	Finished



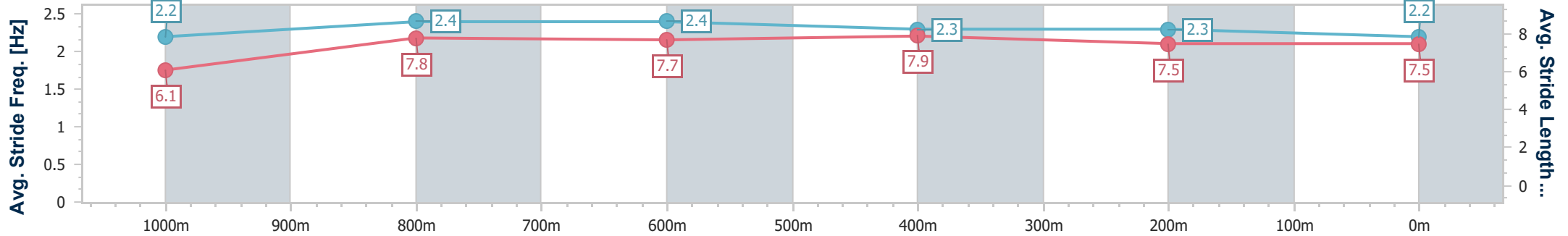
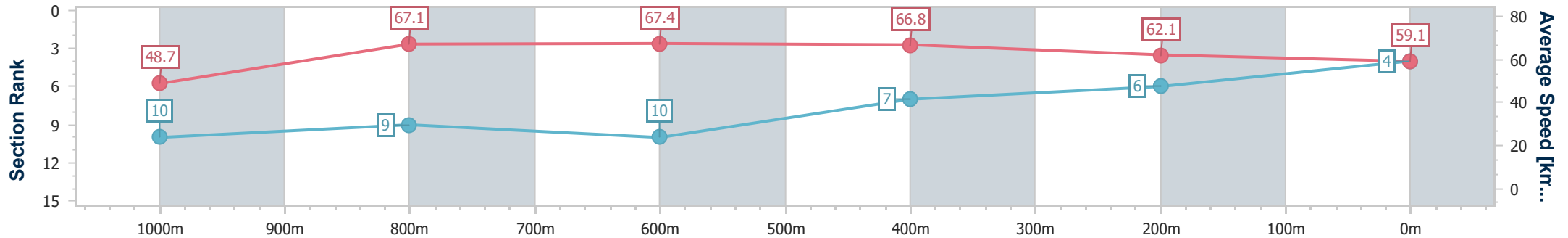
Aquis Park Gold Coast Poly QLD Professional  
 Race 2: REMEMBERING WILLIAM AND ELSIE MORGAN  
 BENCHMARK 55 Handicap - 1150m



24 August 2024 - 13:34

Track Rating: Synthetic, Weather: Fine, Rail Position: True

Section	Overall	1000m	800m	600m	400m	200m
Section Times	1:07.70 [4] (0:11.08)	0:56.62 [10] (0:10.92)	0:45.70 [9] (0:10.96)	0:34.74 [10] (0:10.90)	0:23.84 [7] (0:11.65)	0:12.19 [6] (0:12.19)
Average Speed [km/h]	48.7	67.1	67.4	66.8	62.1	59.1
Top Speed [km/h]	65.0	69.2	68.6	69.5	65.4	60.5
Avg. Dist. to Rail [m]	9.1	5.5	4.6	2.6	4.7	6.9
Avg. Stride Freq. [Hz]	2.2	2.4	2.4	2.3	2.3	2.2
Avg. Stride Length [m]	6.1	7.8	7.7	7.9	7.5	7.5



- [ ] Ranking at each section and finish
- .-.- No data available at this section
- NA No data available



Horse/Jockey Name	Riva D'amor
Final Rank	5
Fastest Section Time (Section)	0:10.89 (800m)
Top Speed [km/h] (Section)	69.0 (1000m)
Race State	Finished



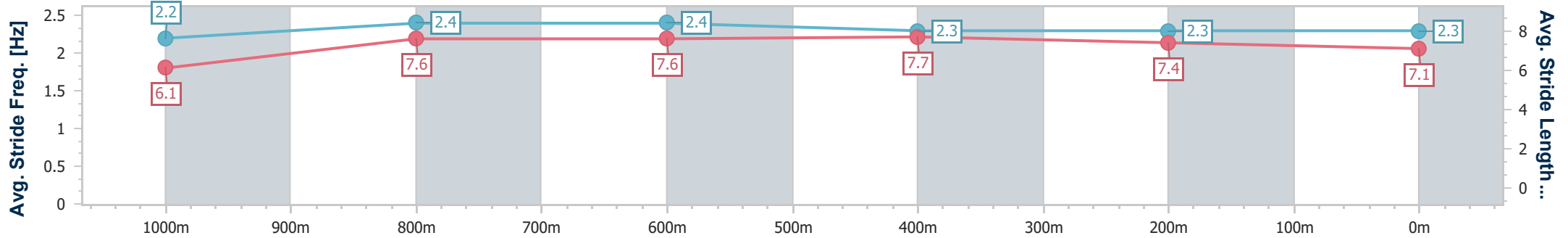
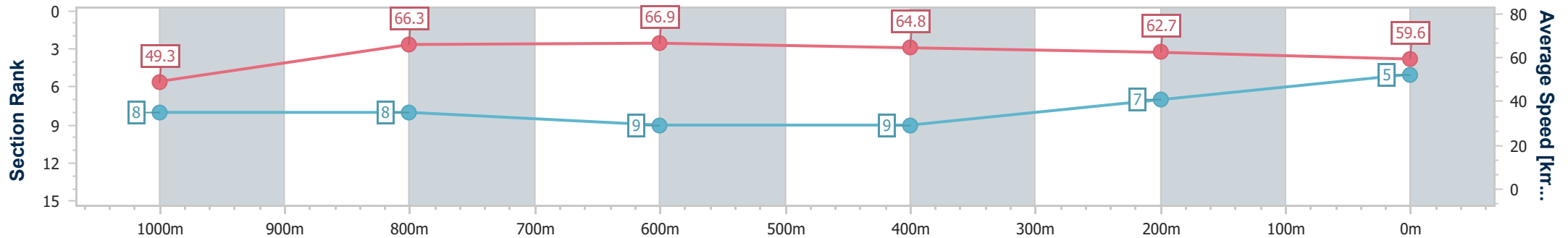
Aquis Park Gold Coast Poly QLD Professional  
 Race 2: REMEMBERING WILLIAM AND ELSIE MORGAN  
 BENCHMARK 55 Handicap - 1150m



24 August 2024 - 13:34

Track Rating: Synthetic, Weather: Fine, Rail Position: True

Section	Overall	1000m	800m	600m	400m	200m
Section Times	1:07.71 [5] (0:11.02)	0:56.69 [8] (0:10.97)	0:45.72 [8] (0:10.89)	0:34.83 [9] (0:11.14)	0:23.69 [9] (0:11.55)	0:12.14 [7] (0:12.14)
Average Speed [km/h]	49.3	66.3	66.9	64.8	62.7	59.6
Top Speed [km/h]	64.7	69.0	67.8	68.0	64.1	61.7
Avg. Dist. to Rail [m]	8.5	4.0	2.2	1.1	4.8	8.7
Avg. Stride Freq. [Hz]	2.2	2.4	2.4	2.3	2.3	2.3
Avg. Stride Length [m]	6.1	7.6	7.6	7.7	7.4	7.1



- [ ] Ranking at each section and finish
- .-.- No data available at this section
- NA No data available



Horse/Jockey Name	Prince Of Marakesh
Final Rank	6
Fastest Section Time (Section)	0:10.52 (1000m)
Top Speed [km/h] (Section)	71.6 (1000m)
Race State	Finished



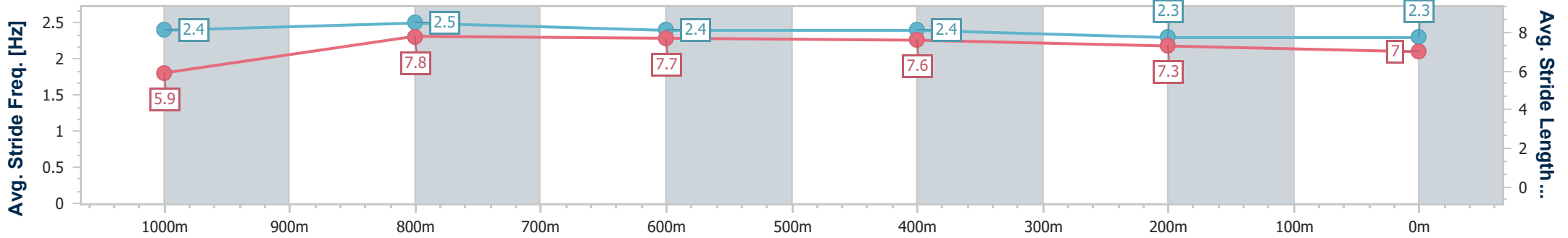
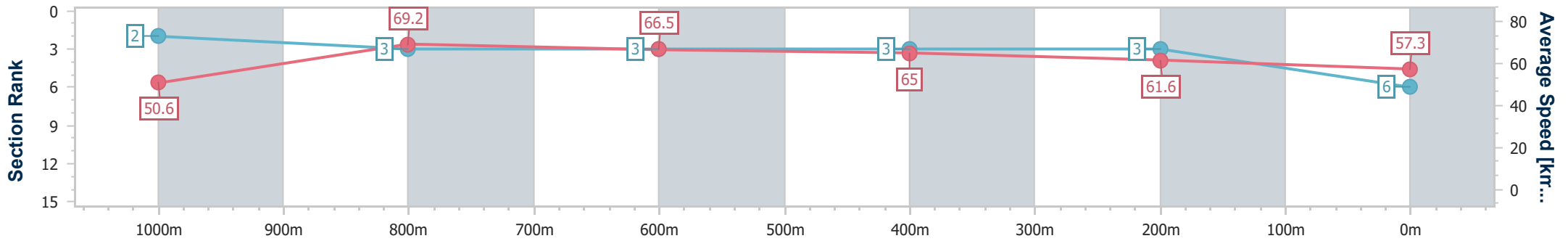
Aquis Park Gold Coast Poly QLD Professional  
 Race 2: REMEMBERING WILLIAM AND ELSIE MORGAN  
 BENCHMARK 55 Handicap - 1150m



24 August 2024 - 13:34

Track Rating: Synthetic, Weather: Fine, Rail Position: True

Section	Overall	1000m	800m	600m	400m	200m
Section Times	1:07.82 [6] (0:10.64)	0:57.18 [2] (0:10.52)	0:46.66 [3] (0:11.01)	0:35.65 [3] (0:11.28)	0:24.37 [3] (0:11.77)	0:12.60 [3] (0:12.60)
Average Speed [km/h]	50.6	69.2	66.5	65.0	61.6	57.3
Top Speed [km/h]	68.9	71.6	68.5	67.4	63.5	60.4
Avg. Dist. to Rail [m]	3.9	2.5	3.8	3.3	4.5	6.3
Avg. Stride Freq. [Hz]	2.4	2.5	2.4	2.4	2.3	2.3
Avg. Stride Length [m]	5.9	7.8	7.7	7.6	7.3	7.0



- [ ] Ranking at each section and finish
- .-.- No data available at this section
- NA No data available



Horse/Jockey Name	Roman Hussler
Final Rank	7
Fastest Section Time (Section)	0:10.89 (Overall)
Top Speed [km/h] (Section)	68.6 (1000m)
Race State	Finished



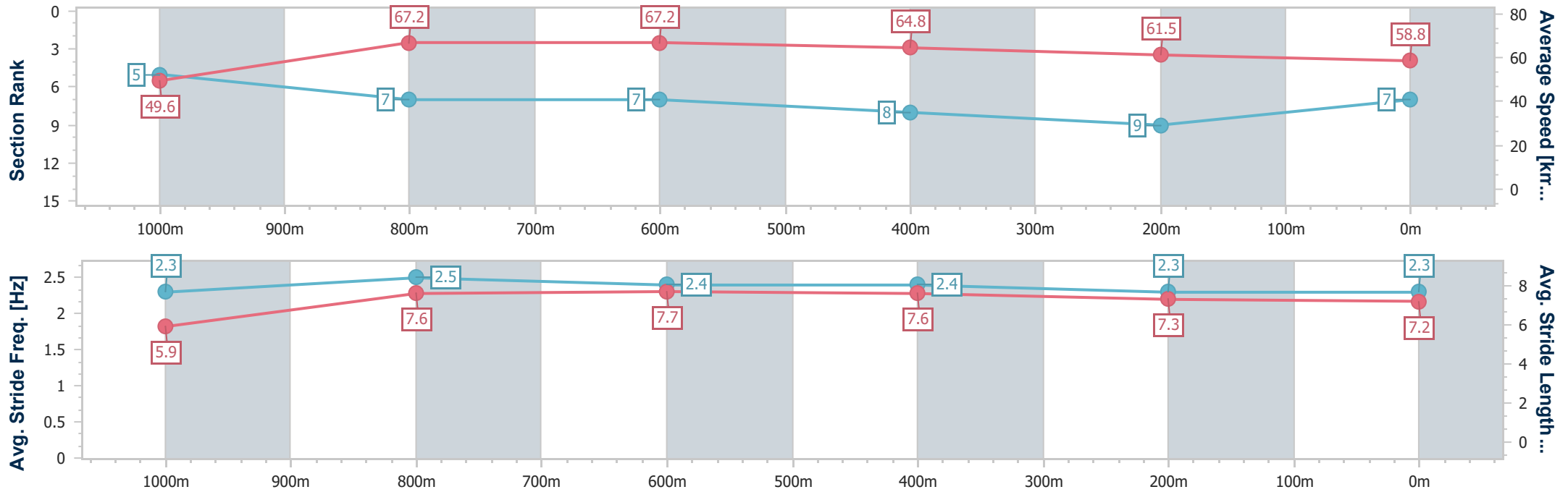
Aquis Park Gold Coast Poly QLD Professional  
 Race 2: REMEMBERING WILLIAM AND ELSIE MORGAN  
 BENCHMARK 55 Handicap - 1150m



24 August 2024 - 13:34

Track Rating: Synthetic, Weather: Fine, Rail Position: True

Section	Overall	1000m	800m	600m	400m	200m
Section Times	1:07.94 [7] (0:10.89)	0:57.05 [5] (0:10.90)	0:46.15 [7] (0:10.95)	0:35.20 [7] (0:11.21)	0:23.99 [8] (0:11.68)	0:12.31 [9] (0:12.31)
Average Speed [km/h]	49.6	67.2	67.2	64.8	61.5	58.8
Top Speed [km/h]	66.0	68.6	68.2	67.4	63.1	60.0
Avg. Dist. to Rail [m]	6.9	5.5	3.5	1.1	0.6	0.6
Avg. Stride Freq. [Hz]	2.3	2.5	2.4	2.4	2.3	2.3
Avg. Stride Length [m]	5.9	7.6	7.7	7.6	7.3	7.2



- [ ] Ranking at each section and finish
- .-.- No data available at this section
- NA No data available





Horse/Jockey Name	Rudimentary
Final Rank	8
Fastest Section Time (Section)	0:10.67 (1000m)
Top Speed [km/h] (Section)	69.5 (1000m)
Race State	Finished



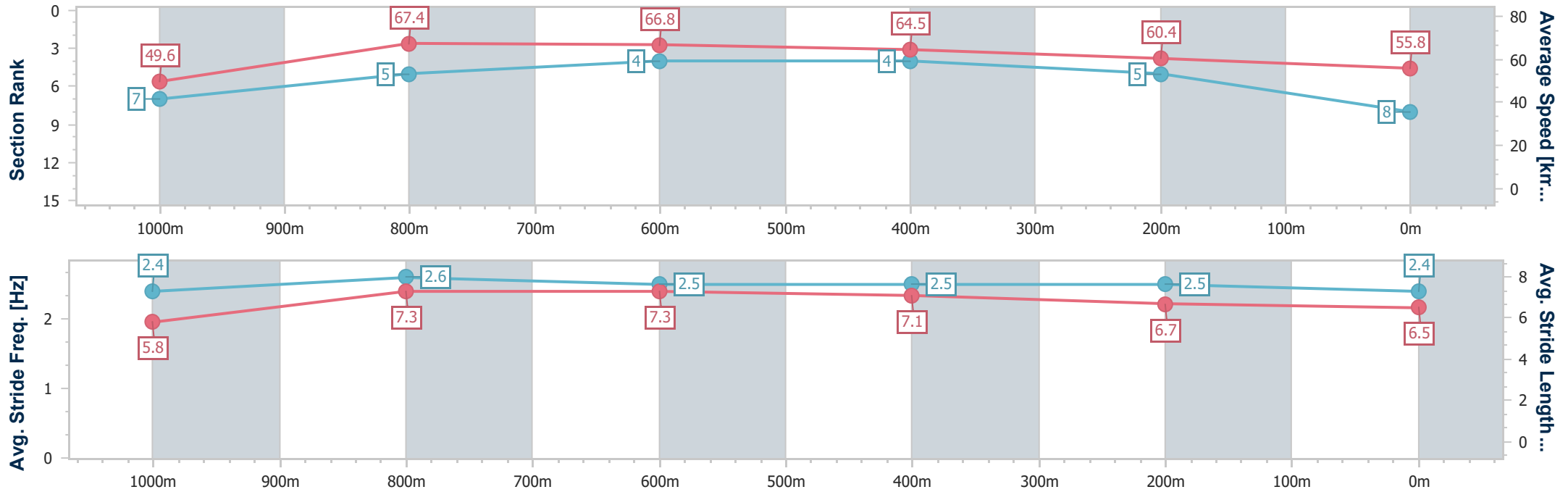
Aquis Park Gold Coast Poly QLD Professional  
 Race 2: REMEMBERING WILLIAM AND ELSIE MORGAN  
 BENCHMARK 55 Handicap - 1150m



24 August 2024 - 13:34

Track Rating: Synthetic, Weather: Fine, Rail Position: True

Section	Overall	1000m	800m	600m	400m	200m
Section Times	1:08.41 [8] (0:10.91)	0:57.50 [7] (0:10.67)	0:46.83 [5] (0:10.81)	0:36.02 [4] (0:11.14)	0:24.88 [4] (0:11.89)	0:12.99 [5] (0:12.99)
Average Speed [km/h]	49.6	67.4	66.8	64.5	60.4	55.8
Top Speed [km/h]	66.0	69.5	68.6	66.6	62.1	58.3
Avg. Dist. to Rail [m]	1.4	0.9	0.6	0.7	1.0	2.5
Avg. Stride Freq. [Hz]	2.4	2.6	2.5	2.5	2.5	2.4
Avg. Stride Length [m]	5.8	7.3	7.3	7.1	6.7	6.5



- [ ] Ranking at each section and finish
- .-.- No data available at this section
- NA No data available



Horse/Jockey Name	Flying Bat
Final Rank	9
Fastest Section Time (Section)	0:10.84 (800m)
Top Speed [km/h] (Section)	70.0 (1000m)
Race State	Finished



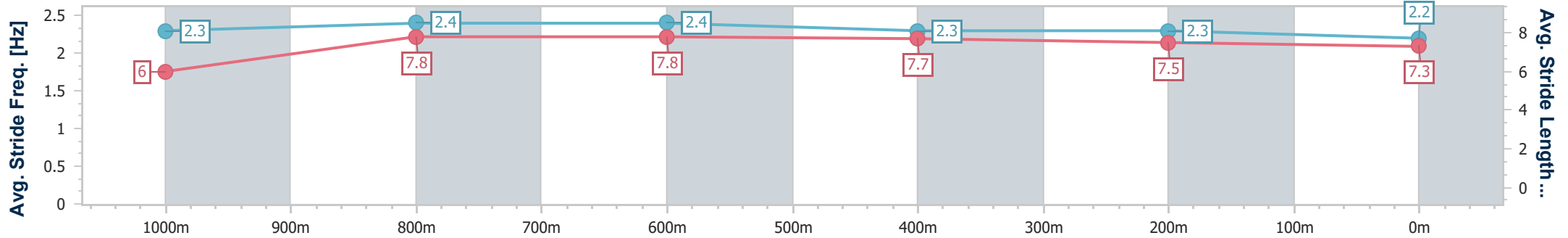
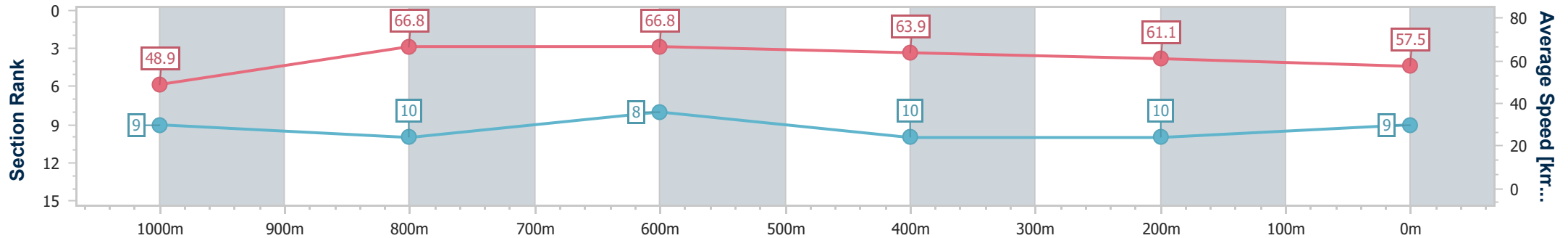
Aquis Park Gold Coast Poly QLD Professional  
 Race 2: REMEMBERING WILLIAM AND ELSIE MORGAN  
 BENCHMARK 55 Handicap - 1150m



24 August 2024 - 13:34

Track Rating: Synthetic, Weather: Fine, Rail Position: True

Section	Overall	1000m	800m	600m	400m	200m
Section Times	1:08.46 [9] (0:11.06)	0:57.40 [9] (0:10.95)	0:46.45 [10] (0:10.84)	0:35.61 [8] (0:11.27)	0:24.34 [10] (0:11.77)	0:12.57 [10] (0:12.57)
Average Speed [km/h]	48.9	66.8	66.8	63.9	61.1	57.5
Top Speed [km/h]	68.1	70.0	68.6	68.2	62.0	60.5
Avg. Dist. to Rail [m]	4.7	4.4	1.9	0.5	1.7	3.8
Avg. Stride Freq. [Hz]	2.3	2.4	2.4	2.3	2.3	2.2
Avg. Stride Length [m]	6.0	7.8	7.8	7.7	7.5	7.3



- [ ] Ranking at each section and finish
- .-.- No data available at this section
- NA No data available



Horse/Jockey Name	Ocean Alps
Final Rank	10
Fastest Section Time (Section)	0:10.74 (1000m)
Top Speed [km/h] (Section)	69.9 (1000m)
Race State	Finished



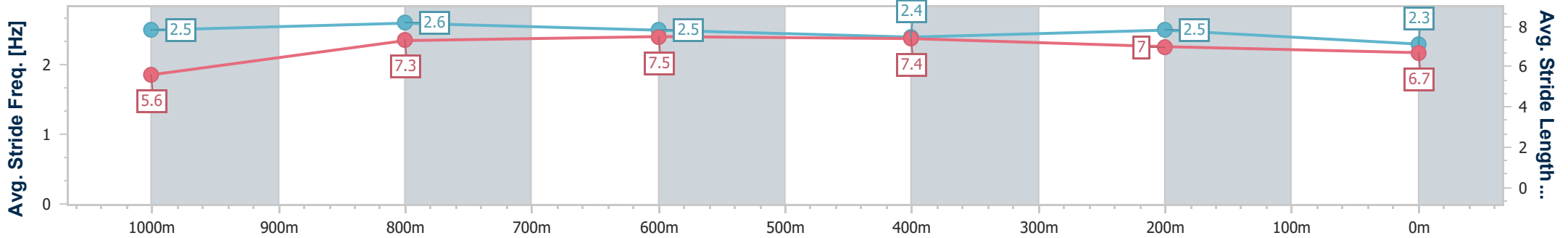
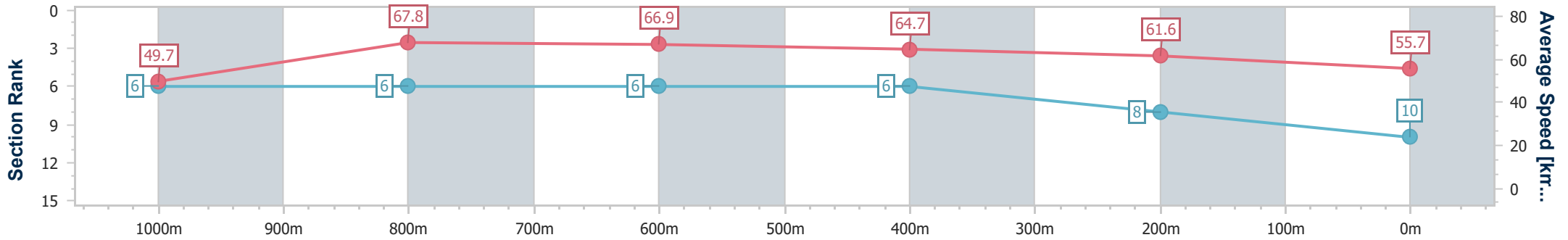
Aquis Park Gold Coast Poly QLD Professional  
Race 2: REMEMBERING WILLIAM AND ELSIE MORGAN  
BENCHMARK 55 Handicap - 1150m



24 August 2024 - 13:34

Track Rating: Synthetic, Weather: Fine, Rail Position: True

Section	Overall	1000m	800m	600m	400m	200m
Section Times	1:08.58 [10] (0:10.90)	0:57.68 [6] (0:10.74)	0:46.94 [6] (0:10.91)	0:36.03 [6] (0:11.24)	0:24.79 [6] (0:11.80)	0:12.99 [8] (0:12.99)
Average Speed [km/h]	49.7	67.8	66.9	64.7	61.6	55.7
Top Speed [km/h]	67.2	69.9	68.6	66.4	62.8	59.0
Avg. Dist. to Rail [m]	6.1	4.7	2.5	2.1	5.3	7.5
Avg. Stride Freq. [Hz]	2.5	2.6	2.5	2.4	2.5	2.3
Avg. Stride Length [m]	5.6	7.3	7.5	7.4	7.0	6.7



- [ ] Ranking at each section and finish
- .-.- No data available at this section
- NA No data available