



Ipswich QLD Professional

Race 8: THE SHED COMPANY BENCHMARK 62 Handicap - 1350m

23 August 2024 - 15:57



Track Rating: Good 4, Weather: Fine, Rail Position: +8m Entire

Section		Field Times										Last 600m				
		Overall	1200m	1000m	800m	600m	400m						0:34.92			
		1:19.73 (0:11.38)	1:08.35 (0:10.74)	0:57.61 (0:11.12)	0:46.49 (0:11.57)	0:34.92 (0:11.56)	0:23.36 (0:11.42)									
Rank	TAB	Horse/Jockey	Barrier	Top Speed [km/h]	Fastest Section											Distance Travelled [m]
1	5	DIRT CHEAP James Orman	14	67.6 1200m	0:10.75 1200m	1:19.73 [1] (0:11.40)	1:08.33 [2] (0:10.75)	0:57.58 [2] (0:11.14)	0:46.44 [2] (0:11.65)	0:34.79 [2] (0:11.47)	0:23.32 [2] (0:11.38)	0:34.79				
2	14	ADMONISH Damien Thornton	3	67.2 1200m	0:10.86 1200m	1:19.95 [2] (0:11.81)	1:08.14 [6] (0:10.86)	0:57.28 [5] (0:11.11)	0:46.17 [5] (0:11.65)	0:34.52 [5] (0:11.20)	0:23.32 [3] (0:11.22)	0:34.52	+0			
3	10	JUKEBOX IN SIBERIA Ron Stewart	9	67.4 1200m	0:10.85 1200m	1:20.14 [3] (0:11.44)	1:08.70 [3] (0:10.85)	0:57.85 [3] (0:11.23)	0:46.62 [4] (0:11.68)	0:34.94 [4] (0:11.44)	0:23.50 [4] (0:11.52)	0:34.94	-1			
4	8	SCRIPT WRITER Bailey Wheeler	5	66.9 1200m	0:10.84 1200m	1:20.21 [4] (0:12.01)	1:08.20 [7] (0:10.84)	0:57.36 [7] (0:11.11)	0:46.25 [7] (0:11.65)	0:34.60 [7] (0:11.24)	0:23.36 [6] (0:11.40)	0:34.60	+0			
5	17	SATASHI Emily Lang	15	67.2 1000m	0:10.79 1000m	1:20.47 [5] (0:12.51)	1:07.96 [9] (0:11.10)	0:56.86 [9] (0:10.79)	0:46.07 [9] (0:11.60)	0:34.47 [9] (0:11.31)	0:23.16 [9] (0:11.21)	0:34.47	+1			
6	1	DRAGON PINS Noel Callow	2	66.9 Overall	0:10.98 1200m	1:20.60 [6] (0:11.70)	1:08.90 [5] (0:10.98)	0:57.92 [6] (0:11.18)	0:46.74 [6] (0:11.63)	0:35.11 [6] (0:11.52)	0:23.59 [7] (0:11.51)	0:35.11	-1			
7	16	PARUES Samantha Collett	4	68.6 1200m	0:10.74 1200m	1:20.66 [7] (0:11.38)	1:09.28 [1] (0:10.74)	0:58.54 [1] (0:11.12)	0:47.42 [1] (0:11.57)	0:35.85 [1] (0:11.56)	0:24.29 [1] (0:11.75)	0:35.85	-1			
8	6	ATOMIC SELFIE Michael Cahill	8	67.2 1200m	0:10.82 1200m	1:21.25 [8] (0:11.53)	1:09.72 [4] (0:10.82)	0:58.90 [4] (0:11.09)	0:47.81 [3] (0:11.68)	0:36.13 [3] (0:11.62)	0:24.51 [5] (0:11.84)	0:36.13	-3			
9	15	MAURIZMA Taylor Marshall	12	66.3 1200m	0:10.96 1000m	1:21.42 [9] (0:12.10)	1:09.32 [8] (0:11.09)	0:58.23 [8] (0:10.96)	0:47.27 [8] (0:11.57)	0:35.70 [8] (0:11.50)	0:24.20 [8] (0:11.79)	0:35.70	-2			

Scratched: Hell (#2), Sleigh Queen (#9), It'smemario (#3), Cavaup (#12), Zattastar (#11), Draft Day (#7), Noble Beauty (#13), Lucky Bean (#18), Devocean (#4)

[] Ranking at each section and finish
 -:-:- No data available at this section
 NA No data available

SCN Saddle cloth number
 DNF Did not finish
 DNT Did not track



Ipswich QLD Professional
Race 8: THE SHED COMPANY BENCHMARK 62 Handicap - 1350m
 23 August 2024 - 15:57



Track Rating: Good 4, Weather: Fine, Rail Position: +8m Entire

Section				200m				Last 600m		
Field Times				0:11.94				0:34.92		
				(0:11.94)						
Rank	TAB	Horse/Jockey	Barrier	Top Speed [km/h]	Fastest Section	Margin			Distance Travelled [m]	
1	5	DIRT CHEAP James Orman	14	67.6 1200m	0:10.75 1200m	0:11.94 [1] (0:11.94)	1:19.73		0:34.79	
2	14	ADMONISH Damien Thornton	3	67.2 1200m	0:10.86 1200m	0:12.10 [2] (0:12.10)	1.29L		0:34.52	+0
3	10	JUKEBOX IN SIBERIA Ron Stewart	9	67.4 1200m	0:10.85 1200m	0:11.98 [4] (0:11.98)	2.46L		0:34.94	-1
4	8	SCRIPT WRITER Bailey Wheeler	5	66.9 1200m	0:10.84 1200m	0:11.96 [5] (0:11.96)	2.86L		0:34.60	+0
5	17	SATASHI Emily Lang	15	67.2 1000m	0:10.79 1000m	0:11.95 [6] (0:11.95)	4.38L		0:34.47	+1
6	1	DRAGON PINS Noel Callow	2	66.9 Overall	0:10.98 1200m	0:12.08 [7] (0:12.08)	5.11L		0:35.11	-1
7	16	PARUES Samantha Collett	4	68.6 1200m	0:10.74 1200m	0:12.54 [3] (0:12.54)	5.48L		0:35.85	-1
8	6	ATOMIC SELFIE Michael Cahill	8	67.2 1200m	0:10.82 1200m	0:12.67 [8] (0:12.67)	8.99L		0:36.13	-3
9	15	MAURIZMA Taylor Marshall	12	66.3 1200m	0:10.96 1000m	0:12.41 [9] (0:12.41)	9.97L		0:35.70	-2

Scratched: Hell (#2), Sleight Queen (#9), It'smemario (#3), Cavaup (#12), Zattastar (#11), Draft Day (#7), Noble Beauty (#13), Lucky Bean (#18), Devocean (#4)

[] Ranking at each section and finish
 -:-:- No data available at this section
 NA No data available

SCN Saddle cloth number
 DNF Did not finish
 DNT Did not track



Horse/Jockey Name	Dirt Cheap
Final Rank	1
Fastest Section Time (Section)	0:10.75 (1200m)
Top Speed [km/h] (Section)	67.6 (1200m)
Race State	Finished



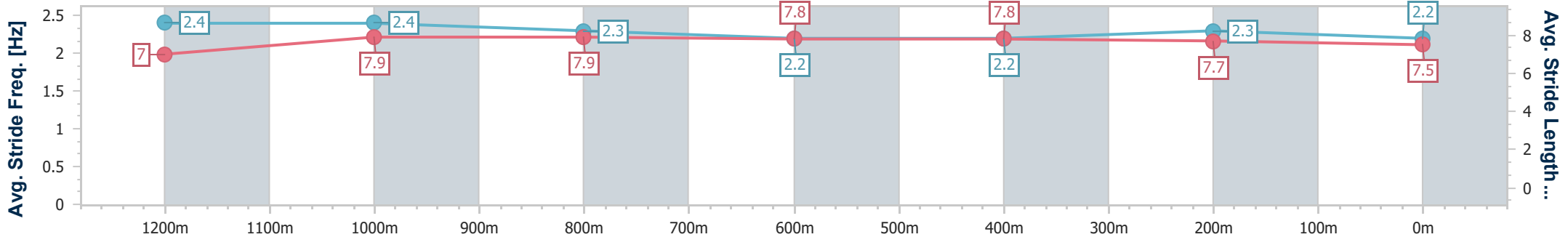
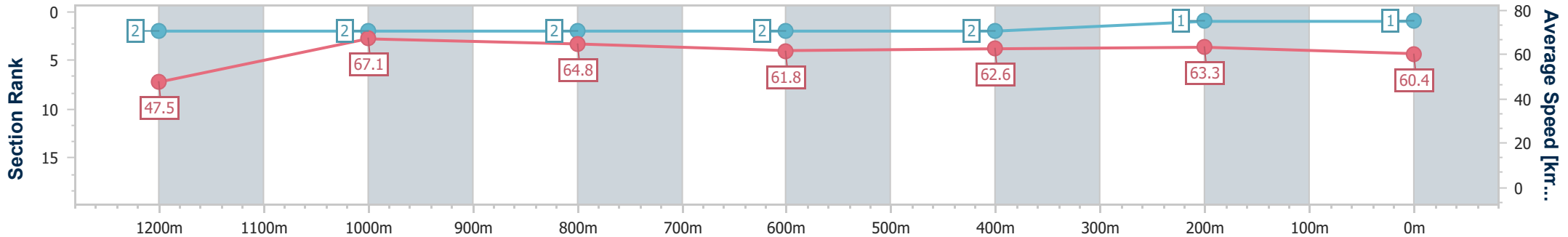
Ipswich QLD Professional
Race 8: THE SHED COMPANY BENCHMARK 62 Handicap - 1350m



23 August 2024 - 15:57

Track Rating: Good 4, Weather: Fine, Rail Position: +8m Entire

Section	Overall	1200m	1000m	800m	600m	400m	200m
Section Times	1:19.73 [1] (0:11.40)	1:08.33 [2] (0:10.75)	0:57.58 [2] (0:11.14)	0:46.44 [2] (0:11.65)	0:34.79 [2] (0:11.47)	0:23.32 [2] (0:11.38)	0:11.94 [1] (0:11.94)
Average Speed [km/h]	47.5	67.1	64.8	61.8	62.6	63.3	60.4
Top Speed [km/h]	66.8	67.6	66.9	62.5	63.4	63.8	62.8
Avg. Dist. to Rail [m]	4.9	1.8	1.0	0.1	0.2	0.5	0.7
Avg. Stride Freq. [Hz]	2.4	2.4	2.3	2.2	2.2	2.3	2.2
Avg. Stride Length [m]	7.0	7.9	7.9	7.8	7.8	7.7	7.5



- [] Ranking at each section and finish
- .-.- No data available at this section
- NA No data available



Horse/Jockey Name	Admonish
Final Rank	2
Fastest Section Time (Section)	0:10.86 (1200m)
Top Speed [km/h] (Section)	67.2 (1200m)
Race State	Finished



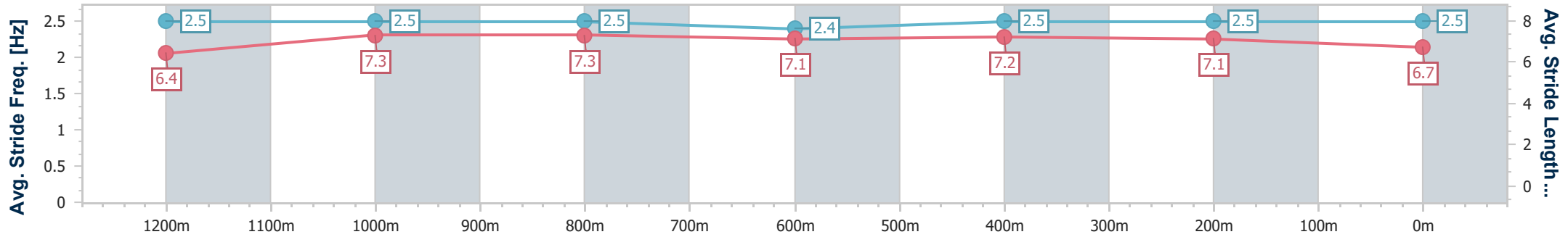
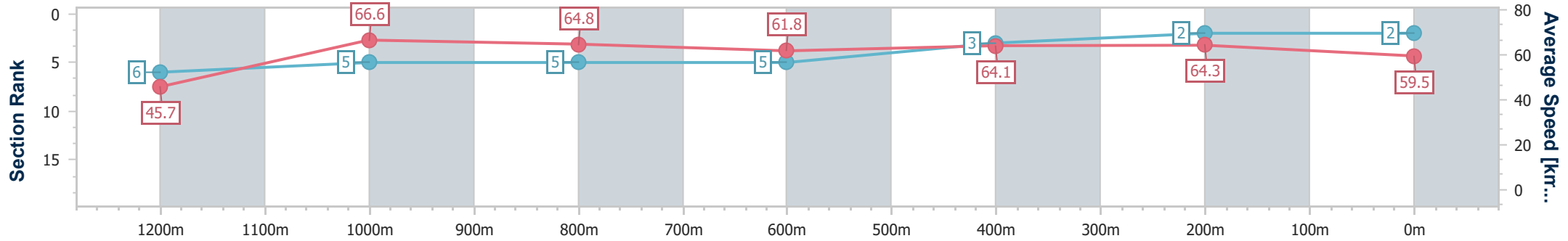
Ipswich QLD Professional
Race 8: THE SHED COMPANY BENCHMARK 62 Handicap - 1350m



23 August 2024 - 15:57

Track Rating: Good 4, Weather: Fine, Rail Position: +8m Entire

Section	Overall	1200m	1000m	800m	600m	400m	200m
Section Times	1:19.95 [2] (0:11.81)	1:08.14 [6] (0:10.86)	0:57.28 [5] (0:11.11)	0:46.17 [5] (0:11.65)	0:34.52 [5] (0:11.20)	0:23.32 [3] (0:11.22)	0:12.10 [2] (0:12.10)
Average Speed [km/h]	45.7	66.6	64.8	61.8	64.1	64.3	59.5
Top Speed [km/h]	65.6	67.2	66.1	63.1	66.0	65.7	62.9
Avg. Dist. to Rail [m]	1.0	1.1	1.3	0.3	0.5	0.7	0.8
Avg. Stride Freq. [Hz]	2.5	2.5	2.5	2.4	2.5	2.5	2.5
Avg. Stride Length [m]	6.4	7.3	7.3	7.1	7.2	7.1	6.7



- [] Ranking at each section and finish
- .-.- No data available at this section
- NA No data available



Horse/Jockey Name	Jukebox In Siberia
Final Rank	3
Fastest Section Time (Section)	0:10.85 (1200m)
Top Speed [km/h] (Section)	67.4 (1200m)
Race State	Finished



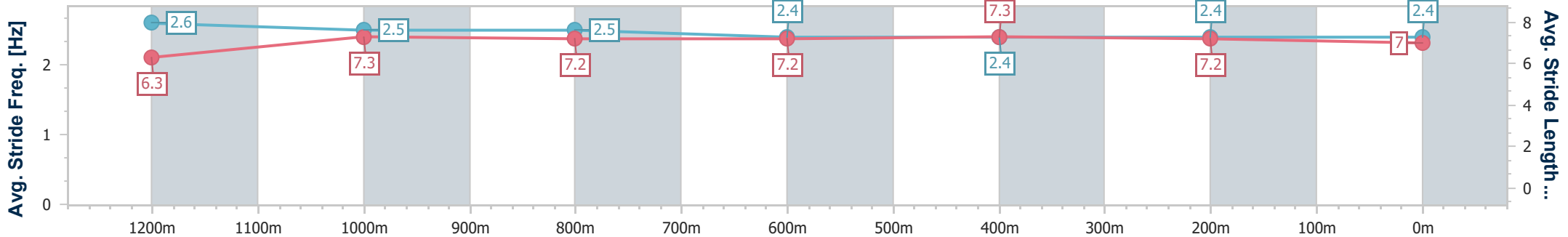
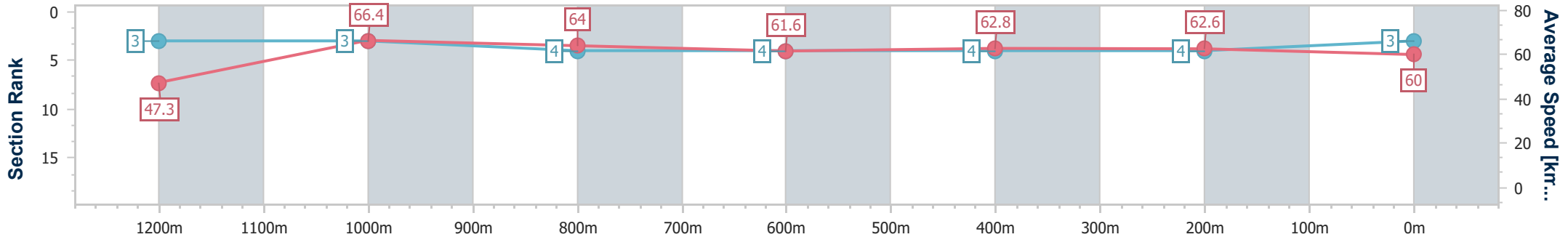
Ipswich QLD Professional
Race 8: THE SHED COMPANY BENCHMARK 62 Handicap - 1350m



23 August 2024 - 15:57

Track Rating: Good 4, Weather: Fine, Rail Position: +8m Entire

Section	Overall	1200m	1000m	800m	600m	400m	200m
Section Times	1:20.14 [3] (0:11.44)	1:08.70 [3] (0:10.85)	0:57.85 [3] (0:11.23)	0:46.62 [4] (0:11.68)	0:34.94 [4] (0:11.44)	0:23.50 [4] (0:11.52)	0:11.98 [4] (0:11.98)
Average Speed [km/h]	47.3	66.4	64.0	61.6	62.8	62.6	60.0
Top Speed [km/h]	67.0	67.4	65.2	62.4	63.3	63.2	62.5
Avg. Dist. to Rail [m]	3.7	1.0	0.5	0.5	0.4	1.3	2.4
Avg. Stride Freq. [Hz]	2.6	2.5	2.5	2.4	2.4	2.4	2.4
Avg. Stride Length [m]	6.3	7.3	7.2	7.2	7.3	7.2	7.0



- [] Ranking at each section and finish
- .-.- No data available at this section
- NA No data available



Horse/Jockey Name	Script Writer
Final Rank	4
Fastest Section Time (Section)	0:10.84 (1200m)
Top Speed [km/h] (Section)	66.9 (1200m)
Race State	Finished



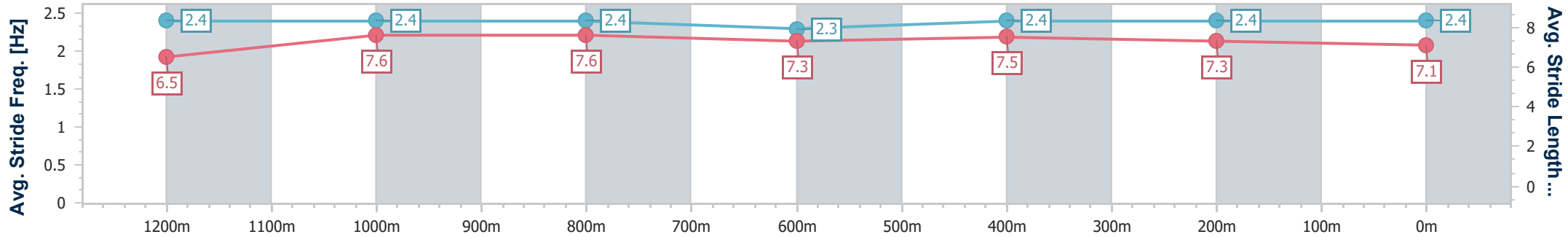
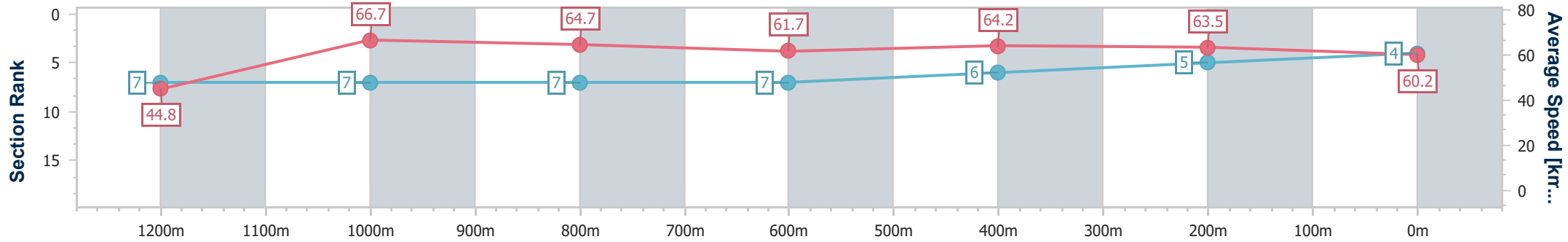
Ipswich QLD Professional
Race 8: THE SHED COMPANY BENCHMARK 62 Handicap - 1350m



23 August 2024 - 15:57

Track Rating: Good 4, Weather: Fine, Rail Position: +8m Entire

Section	Overall	1200m	1000m	800m	600m	400m	200m
Section Times	1:20.21 [4] (0:12.01)	1:08.20 [7] (0:10.84)	0:57.36 [7] (0:11.11)	0:46.25 [7] (0:11.65)	0:34.60 [7] (0:11.24)	0:23.36 [6] (0:11.40)	0:11.96 [5] (0:11.96)
Average Speed [km/h]	44.8	66.7	64.7	61.7	64.2	63.5	60.2
Top Speed [km/h]	64.9	66.9	66.4	63.2	64.7	65.0	62.0
Avg. Dist. to Rail [m]	0.8	0.6	0.5	0.2	0.7	2.4	3.4
Avg. Stride Freq. [Hz]	2.4	2.4	2.4	2.3	2.4	2.4	2.4
Avg. Stride Length [m]	6.5	7.6	7.6	7.3	7.5	7.3	7.1



- [] Ranking at each section and finish
- .-.- No data available at this section
- NA No data available



Horse/Jockey Name	Satashi
Final Rank	5
Fastest Section Time (Section)	0:10.79 (1000m)
Top Speed [km/h] (Section)	67.2 (1000m)
Race State	Finished



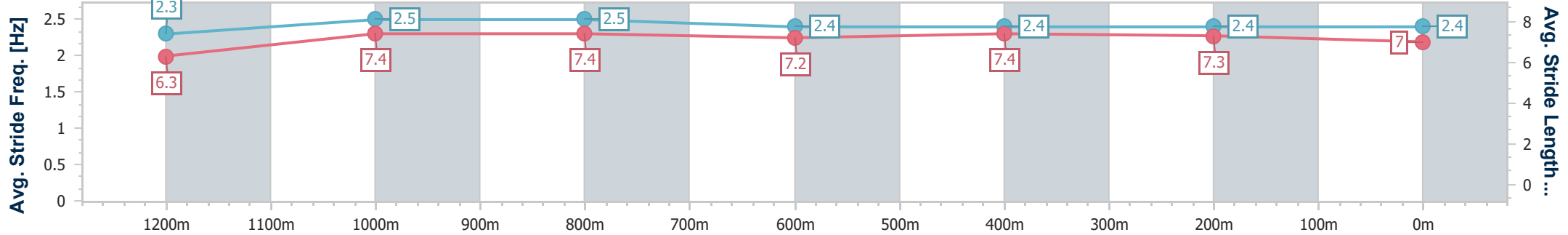
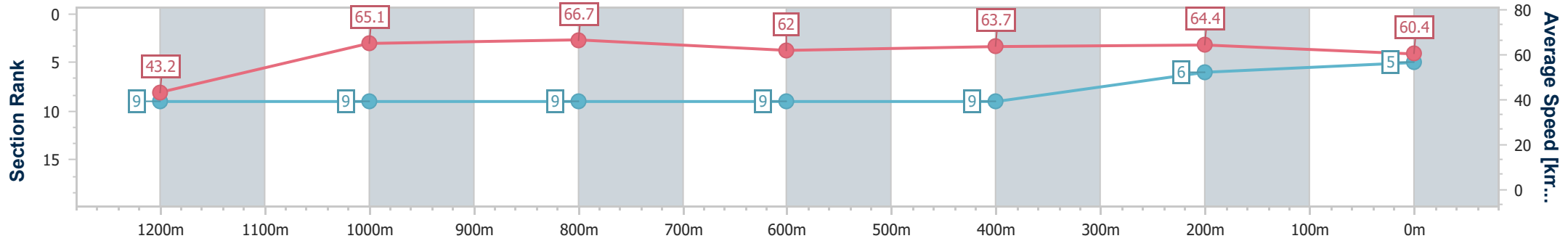
Ipswich QLD Professional
Race 8: THE SHED COMPANY BENCHMARK 62 Handicap - 1350m



23 August 2024 - 15:57

Track Rating: Good 4, Weather: Fine, Rail Position: +8m Entire

Section	Overall	1200m	1000m	800m	600m	400m	200m
Section Times	1:20.47 [5] (0:12.51)	1:07.96 [9] (0:11.10)	0:56.86 [9] (0:10.79)	0:46.07 [9] (0:11.60)	0:34.47 [9] (0:11.31)	0:23.16 [9] (0:11.21)	0:11.95 [6] (0:11.95)
Average Speed [km/h]	43.2	65.1	66.7	62.0	63.7	64.4	60.4
Top Speed [km/h]	61.9	66.7	67.2	65.0	65.3	65.9	63.2
Avg. Dist. to Rail [m]	3.9	0.6	0.4	0.2	0.8	2.2	4.6
Avg. Stride Freq. [Hz]	2.3	2.5	2.5	2.4	2.4	2.4	2.4
Avg. Stride Length [m]	6.3	7.4	7.4	7.2	7.4	7.3	7.0



- [] Ranking at each section and finish
- .-.- No data available at this section
- NA No data available



Horse/Jockey Name	Dragon Pins
Final Rank	6
Fastest Section Time (Section)	0:10.98 (1200m)
Top Speed [km/h] (Section)	66.9 (Overall)
Race State	Finished



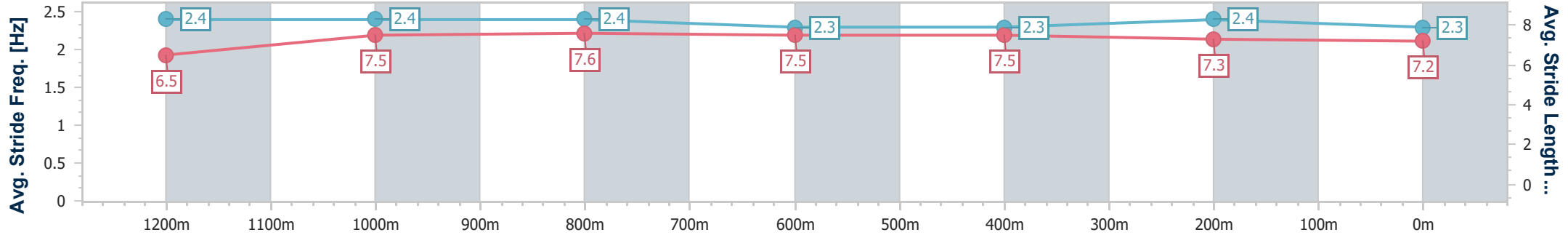
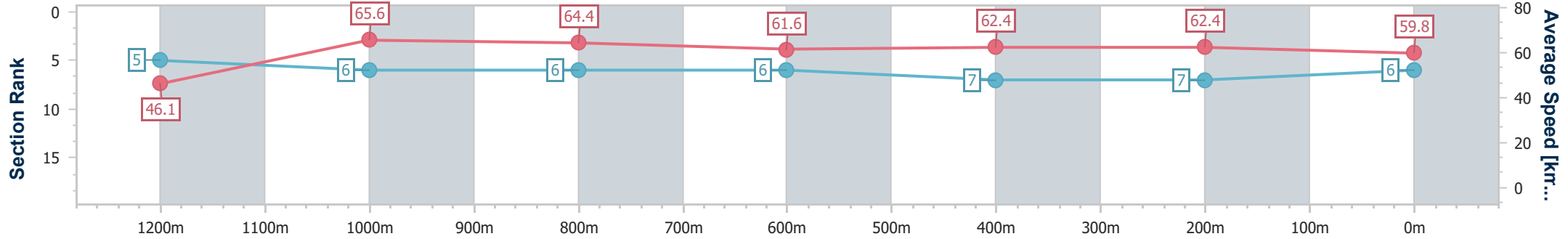
Ipswich QLD Professional
Race 8: THE SHED COMPANY BENCHMARK 62 Handicap - 1350m



23 August 2024 - 15:57

Track Rating: Good 4, Weather: Fine, Rail Position: +8m Entire

Section	Overall	1200m	1000m	800m	600m	400m	200m
Section Times	1:20.60 [6] (0:11.70)	1:08.90 [5] (0:10.98)	0:57.92 [6] (0:11.18)	0:46.74 [6] (0:11.63)	0:35.11 [6] (0:11.52)	0:23.59 [7] (0:11.51)	0:12.08 [7] (0:12.08)
Average Speed [km/h]	46.1	65.6	64.4	61.6	62.4	62.4	59.8
Top Speed [km/h]	66.9	65.9	65.1	62.8	62.8	63.0	62.3
Avg. Dist. to Rail [m]	1.2	0.3	0.2	0.6	0.5	0.8	0.8
Avg. Stride Freq. [Hz]	2.4	2.4	2.4	2.3	2.3	2.4	2.3
Avg. Stride Length [m]	6.5	7.5	7.6	7.5	7.5	7.3	7.2



- [] Ranking at each section and finish
- .-.- No data available at this section
- NA No data available



Horse/Jockey Name	Parues
Final Rank	7
Fastest Section Time (Section)	0:10.74 (1200m)
Top Speed [km/h] (Section)	68.6 (1200m)
Race State	Finished



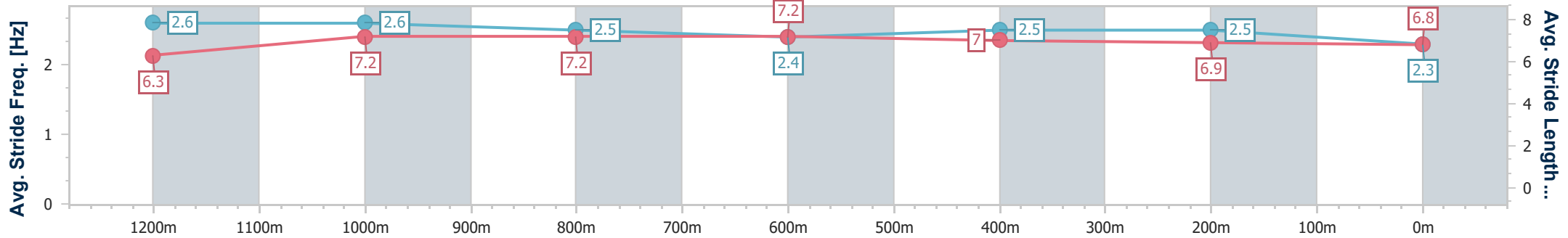
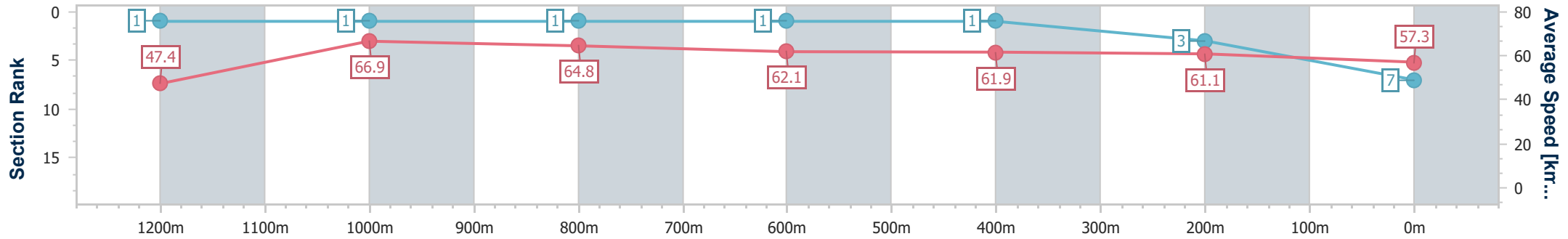
Ipswich QLD Professional
Race 8: THE SHED COMPANY BENCHMARK 62 Handicap - 1350m



23 August 2024 - 15:57

Track Rating: Good 4, Weather: Fine, Rail Position: +8m Entire

Section	Overall	1200m	1000m	800m	600m	400m	200m
Section Times	1:20.66 [7] (0:11.38)	1:09.28 [1] (0:10.74)	0:58.54 [1] (0:11.12)	0:47.42 [1] (0:11.57)	0:35.85 [1] (0:11.56)	0:24.29 [1] (0:11.75)	0:12.54 [3] (0:12.54)
Average Speed [km/h]	47.4	66.9	64.8	62.1	61.9	61.1	57.3
Top Speed [km/h]	67.3	68.6	66.3	63.1	62.6	62.2	60.6
Avg. Dist. to Rail [m]	0.9	0.5	0.2	0.8	0.7	1.9	0.8
Avg. Stride Freq. [Hz]	2.6	2.6	2.5	2.4	2.5	2.5	2.3
Avg. Stride Length [m]	6.3	7.2	7.2	7.2	7.0	6.9	6.8



- [] Ranking at each section and finish
- .-.- No data available at this section
- NA No data available



Horse/Jockey Name	Atomic Selfie
Final Rank	8
Fastest Section Time (Section)	0:10.82 (1200m)
Top Speed [km/h] (Section)	67.2 (1200m)
Race State	Finished



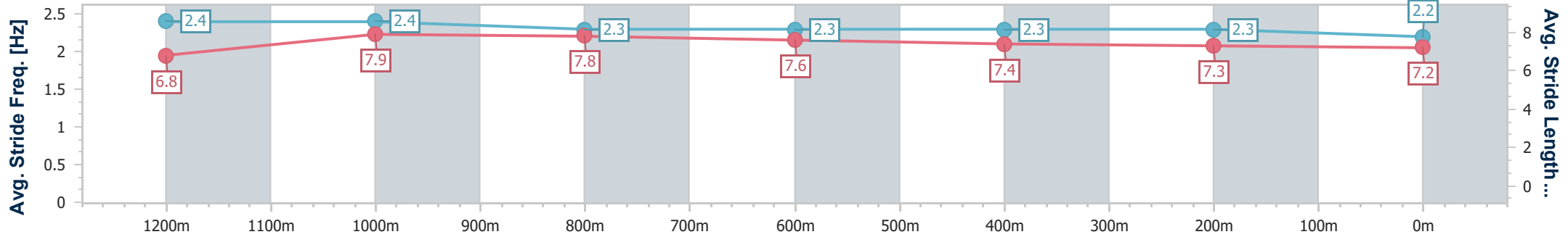
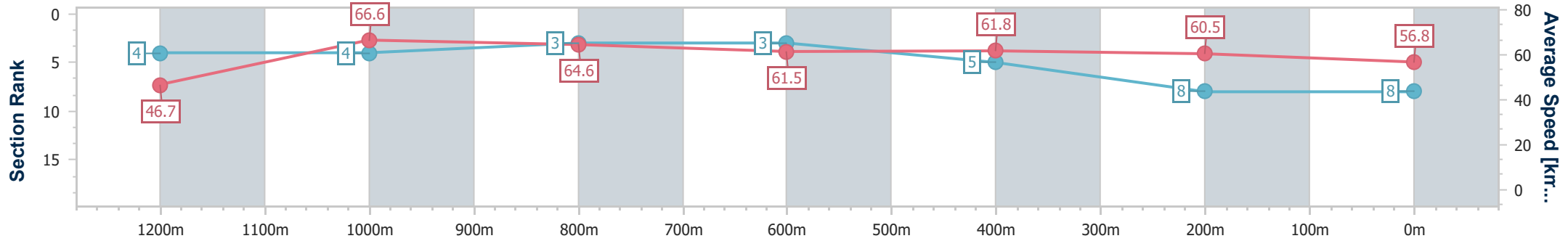
Ipswich QLD Professional
 Race 8: THE SHED COMPANY BENCHMARK 62 Handicap - 1350m



23 August 2024 - 15:57

Track Rating: Good 4, Weather: Fine, Rail Position: +8m Entire

Section	Overall	1200m	1000m	800m	600m	400m	200m
Section Times	1:21.25 [8] (0:11.53)	1:09.72 [4] (0:10.82)	0:58.90 [4] (0:11.09)	0:47.81 [3] (0:11.68)	0:36.13 [3] (0:11.62)	0:24.51 [5] (0:11.84)	0:12.67 [8] (0:12.67)
Average Speed [km/h]	46.7	66.6	64.6	61.5	61.8	60.5	56.8
Top Speed [km/h]	65.4	67.2	65.6	64.1	62.1	61.9	59.2
Avg. Dist. to Rail [m]	2.6	0.5	1.1	1.0	1.0	0.9	0.4
Avg. Stride Freq. [Hz]	2.4	2.4	2.3	2.3	2.3	2.3	2.2
Avg. Stride Length [m]	6.8	7.9	7.8	7.6	7.4	7.3	7.2



- [] Ranking at each section and finish
- .-.- No data available at this section
- NA No data available



Horse/Jockey Name	Maurizma
Final Rank	9
Fastest Section Time (Section)	0:10.96 (1000m)
Top Speed [km/h] (Section)	66.3 (1200m)
Race State	Finished



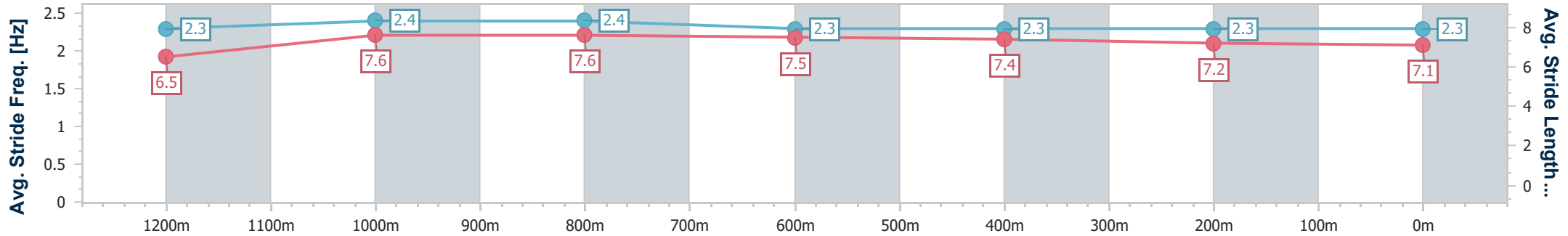
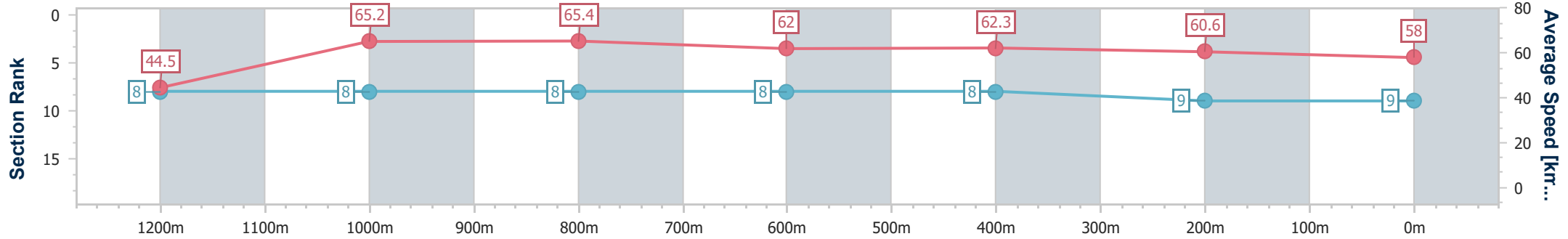
Ipswich QLD Professional
Race 8: THE SHED COMPANY BENCHMARK 62 Handicap - 1350m



23 August 2024 - 15:57

Track Rating: Good 4, Weather: Fine, Rail Position: +8m Entire

Section	Overall	1200m	1000m	800m	600m	400m	200m
Section Times	1:21.42 [9] (0:12.10)	1:09.32 [8] (0:11.09)	0:58.23 [8] (0:10.96)	0:47.27 [8] (0:11.57)	0:35.70 [8] (0:11.50)	0:24.20 [8] (0:11.79)	0:12.41 [9] (0:12.41)
Average Speed [km/h]	44.5	65.2	65.4	62.0	62.3	60.6	58.0
Top Speed [km/h]	64.3	66.3	66.2	64.2	62.7	62.3	59.5
Avg. Dist. to Rail [m]	2.6	1.2	0.4	1.4	1.5	1.0	1.1
Avg. Stride Freq. [Hz]	2.3	2.4	2.4	2.3	2.3	2.3	2.3
Avg. Stride Length [m]	6.5	7.6	7.6	7.5	7.4	7.2	7.1



- [] Ranking at each section and finish
- .-.- No data available at this section
- NA No data available