

Track Rating: Good 4, Weather: Fine, Rail Position: +8m Entire

Section		Overall	1200m	1000m	800m	600m	400m	Last 600m				
Field Times		1:21.10 (0:11.44)	1:09.66 (0:10.84)	0:58.82 (0:11.42)	0:47.40 (0:11.91)	0:35.49 (0:11.83)	0:23.66 (0:11.74)	0:35.49				
Rank	TAB Horse/Jockey	Barrier	Top Speed [km/h]	Fastest Section	Distance Travelled [m]							
1	8 SAMMY CONQUERS ALL Ryan Wiggins	2	66.7 1200m	0:10.91 1200m	1:21.10 [1] (0:11.70)	1:09.40 [5] (0:10.91)	0:58.49 [5] (0:11.31)	0:47.18 [4] (0:11.90)	0:35.28 [4] (0:11.79)	0:23.49 [3] (0:11.60)	0:35.28	
2	9 UNEGA WAHY'A Marnu Potgieter	7	67.4 1200m	0:10.90 1200m	1:21.19 [2] (0:11.44)	1:09.75 [1] (0:10.90)	0:58.85 [2] (0:11.40)	0:47.45 [2] (0:11.98)	0:35.47 [2] (0:11.77)	0:23.70 [2] (0:11.69)	0:35.47 +1	
3	4 MOET AT MIDNIGHT James Orman	5	66.9 Overall	0:10.99 1200m	1:21.48 [3] (0:11.52)	1:09.96 [4] (0:10.99)	0:58.97 [4] (0:11.44)	0:47.53 [5] (0:11.94)	0:35.59 [5] (0:11.78)	0:23.81 [5] (0:11.63)	0:35.59 +2	
4	6 PROCLAIMER Ryan Maloney	3	67.0 1200m	0:10.95 1200m	1:21.54 [4] (0:11.85)	1:09.69 [7] (0:10.95)	0:58.74 [7] (0:11.39)	0:47.35 [8] (0:11.89)	0:35.46 [9] (0:11.81)	0:23.65 [8] (0:11.64)	0:35.46 +0	
5	10 VANGUARD LEGEND Jag Guthmann-Chester	4	67.8 1200m	0:10.87 1200m	1:21.60 [5] (0:11.93)	1:09.67 [8] (0:10.87)	0:58.80 [8] (0:11.41)	0:47.39 [9] (0:11.86)	0:35.53 [8] (0:11.80)	0:23.73 [7] (0:11.64)	0:35.53 +2	
6	14 LARIDAE Noel Callow	8	67.6 1200m	0:10.95 1200m	1:21.77 [6] (0:11.78)	1:09.99 [6] (0:10.95)	0:59.04 [6] (0:11.42)	0:47.62 [7] (0:11.84)	0:35.78 [7] (0:11.93)	0:23.85 [9] (0:11.72)	0:35.78 +9	
7	2 CAPTAIN GOOD VIBES Damien Thornton	9	66.3 1200m	0:10.98 1200m	1:21.83 [7] (0:11.49)	1:10.34 [3] (0:10.98)	0:59.36 [3] (0:11.41)	0:47.95 [3] (0:11.92)	0:36.03 [3] (0:11.85)	0:24.18 [4] (0:11.93)	0:36.03 +6	
8	5 PRIDE OF SAVABELLA Georgina Cartwright	6	68.2 1200m	0:10.79 1200m	1:22.08 [8] (0:12.02)	1:10.06 [9] (0:10.79)	0:59.27 [9] (0:11.32)	0:47.95 [6] (0:11.82)	0:36.13 [6] (0:11.79)	0:24.34 [6] (0:11.93)	0:36.13 +4	
9	13 SILVER TAP Trudy Thornton	1	68.1 1200m	0:10.80 1200m	1:22.51 [9] (0:11.48)	1:11.03 [2] (0:10.80)	1:00.23 [1] (0:11.42)	0:48.81 [1] (0:11.91)	0:36.90 [1] (0:11.83)	0:25.07 [1] (0:11.97)	0:36.90 -1	

Scratched: Royal Gladiator (#7), Desert Legend (#3), Bate (#1), Just Precious (#12), Creativity Miss (#11)

Track Rating: Good 4, Weather: Fine, Rail Position: +8m Entire

Section				200m				Last 600m	
Field Times				0:11.92 (0:11.92)				0:35.49	
Rank	TAB	Horse/Jockey	Barrier	Top Speed [km/h]	Fastest Section	Margin			Distance Travelled [m]
1	8	SAMMY CONQUERS ALL Ryan Wiggins	2	66.7 1200m	0:10.91 1200m	0:11.89 [2] (0:11.89)	1:21.10		0:35.28
2	9	UNEGA WAHY'A Marnu Potgieter	7	67.4 1200m	0:10.90 1200m	0:12.01 [1] (0:12.01)	0.52L		0:35.47 +1
3	4	MOET AT MIDNIGHT James Orman	5	66.9 Overall	0:10.99 1200m	0:12.18 [3] (0:12.18)	2.22L		0:35.59 +2
4	6	PROCLAIMER Ryan Maloney	3	67.0 1200m	0:10.95 1200m	0:12.01 [6] (0:12.01)	2.58L		0:35.46 +0
5	10	VANGUARD LEGEND Jag Guthmann-Chester	4	67.8 1200m	0:10.87 1200m	0:12.09 [5] (0:12.09)	2.98L		0:35.53 +2
6	14	LARIDAE Noel Callow	8	67.6 1200m	0:10.95 1200m	0:12.13 [8] (0:12.13)	3.98L		0:35.78 +9
7	2	CAPTAIN GOOD VIBES Damien Thornton	9	66.3 1200m	0:10.98 1200m	0:12.25 [7] (0:12.25)	4.28L		0:36.03 +6
8	5	PRIDE OF SAVABELLA Georgina Cartwright	6	68.2 1200m	0:10.79 1200m	0:12.41 [9] (0:12.41)	5.78L		0:36.13 +4
9	13	SILVER TAP Trudy Thornton	1	68.1 1200m	0:10.80 1200m	0:13.10 [4] (0:13.10)	8.29L		0:36.90 -1

Scratched: Royal Gladiator (#7), Desert Legend (#3), Bate (#1), Just Precious (#12), Creativity Miss (#11)



Horse/Jockey Name	Sammy Conquers All
Final Rank	1
Fastest Section Time (Section)	0:10.91 (1200m)
Top Speed [km/h] (Section)	66.7 (1200m)
Race State	Finished



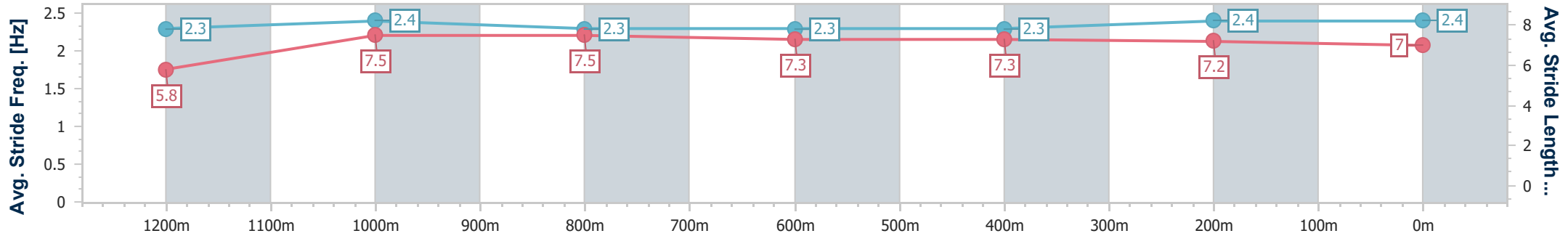
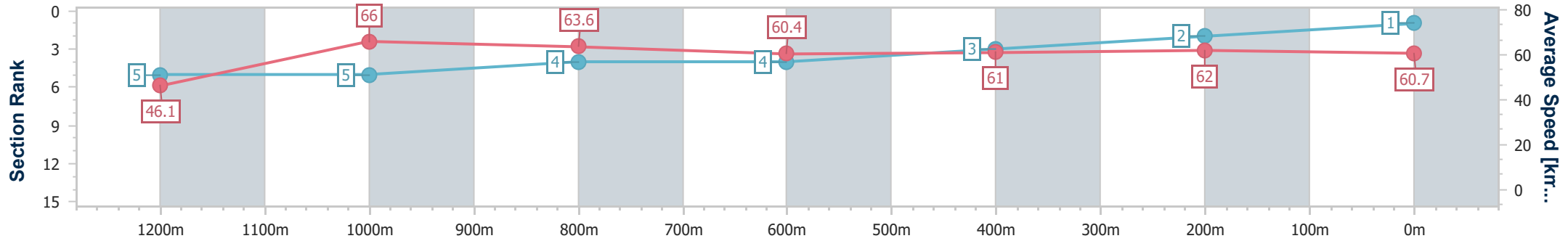
Ipswich QLD Professional
Race 4: LIVING TURF QTIS Three-Year-Old Maiden Plate - 1350m



23 August 2024 - 13:28

Track Rating: Good 4, Weather: Fine, Rail Position: +8m Entire

Section	Overall	1200m	1000m	800m	600m	400m	200m
Section Times	1:21.10 [1] (0:11.70)	1:09.40 [5] (0:10.91)	0:58.49 [5] (0:11.31)	0:47.18 [4] (0:11.90)	0:35.28 [4] (0:11.79)	0:23.49 [3] (0:11.60)	0:11.89 [2] (0:11.89)
Average Speed [km/h]	46.1	66.0	63.6	60.4	61.0	62.0	60.7
Top Speed [km/h]	65.4	66.7	65.8	61.5	62.0	63.1	63.0
Avg. Dist. to Rail [m]	2.2	0.6	0.2	0.5	0.5	0.7	0.8
Avg. Stride Freq. [Hz]	2.3	2.4	2.3	2.3	2.3	2.4	2.4
Avg. Stride Length [m]	5.8	7.5	7.5	7.3	7.3	7.2	7.0



- [] Ranking at each section and finish
- .-.- No data available at this section
- NA No data available



Horse/Jockey Name	Unega Wahy'a
Final Rank	2
Fastest Section Time (Section)	0:10.90 (1200m)
Top Speed [km/h] (Section)	67.4 (1200m)
Race State	Finished



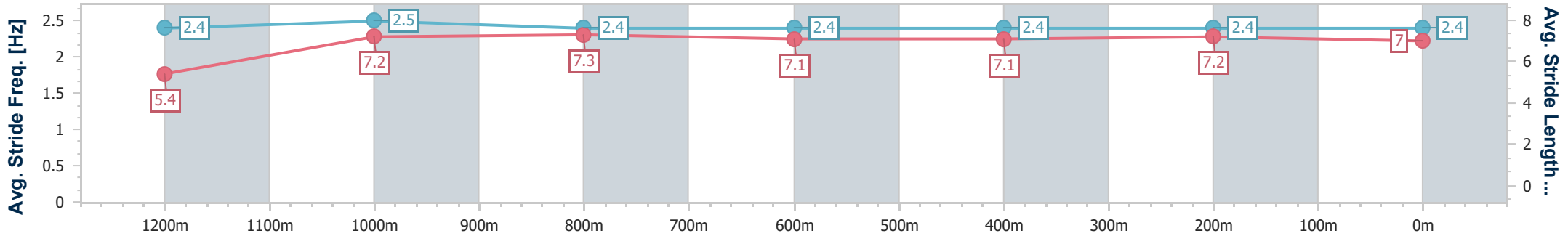
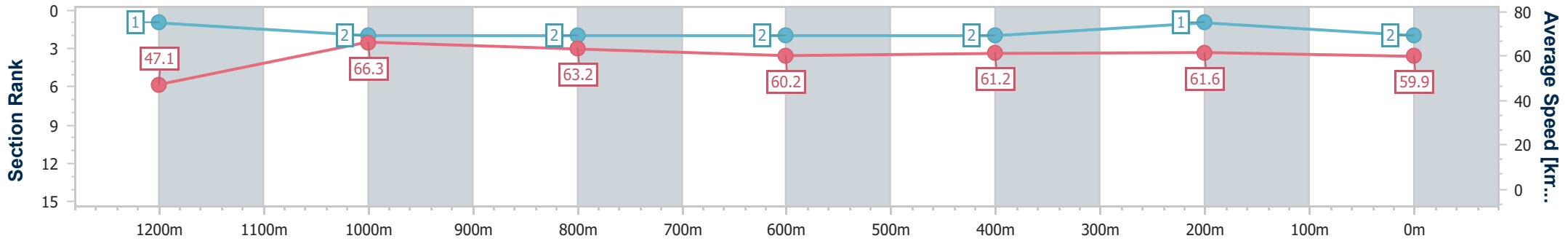
Ipswich QLD Professional
Race 4: LIVING TURF QTIS Three-Year-Old Maiden Plate - 1350m



23 August 2024 - 13:28

Track Rating: Good 4, Weather: Fine, Rail Position: +8m Entire

Section	Overall	1200m	1000m	800m	600m	400m	200m
Section Times	1:21.19 [2] (0:11.44)	1:09.75 [1] (0:10.90)	0:58.85 [2] (0:11.40)	0:47.45 [2] (0:11.98)	0:35.47 [2] (0:11.77)	0:23.70 [2] (0:11.69)	0:12.01 [1] (0:12.01)
Average Speed [km/h]	47.1	66.3	63.2	60.2	61.2	61.6	59.9
Top Speed [km/h]	65.8	67.4	64.7	61.3	62.6	62.5	60.8
Avg. Dist. to Rail [m]	4.0	1.4	0.5	0.8	0.7	0.5	0.5
Avg. Stride Freq. [Hz]	2.4	2.5	2.4	2.4	2.4	2.4	2.4
Avg. Stride Length [m]	5.4	7.2	7.3	7.1	7.1	7.2	7.0



- [] Ranking at each section and finish
- .-.- No data available at this section
- NA No data available



Horse/Jockey Name	Moet At Midnight
Final Rank	3
Fastest Section Time (Section)	0:10.99 (1200m)
Top Speed [km/h] (Section)	66.9 (Overall)
Race State	Finished



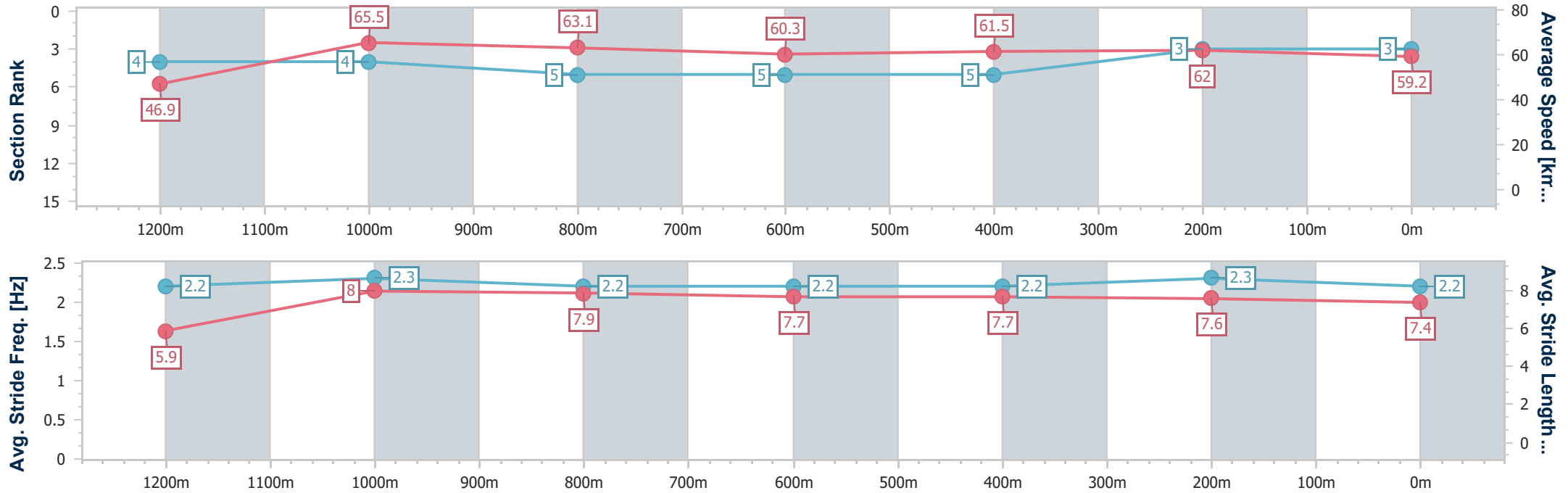
Ipswich QLD Professional
Race 4: LIVING TURF QTIS Three-Year-Old Maiden Plate - 1350m



23 August 2024 - 13:28

Track Rating: Good 4, Weather: Fine, Rail Position: +8m Entire

Section	Overall	1200m	1000m	800m	600m	400m	200m
Section Times	1:21.48 [3] (0:11.52)	1:09.96 [4] (0:10.99)	0:58.97 [4] (0:11.44)	0:47.53 [5] (0:11.94)	0:35.59 [5] (0:11.78)	0:23.81 [5] (0:11.63)	0:12.18 [3] (0:12.18)
Average Speed [km/h]	46.9	65.5	63.1	60.3	61.5	62.0	59.2
Top Speed [km/h]	66.9	66.9	65.4	61.5	63.1	63.7	61.9
Avg. Dist. to Rail [m]	3.6	1.2	0.9	0.5	0.7	1.7	1.8
Avg. Stride Freq. [Hz]	2.2	2.3	2.2	2.2	2.2	2.3	2.2
Avg. Stride Length [m]	5.9	8.0	7.9	7.7	7.7	7.6	7.4



- [] Ranking at each section and finish
- .-.- No data available at this section
- NA No data available



Horse/Jockey Name	Proclaimer
Final Rank	4
Fastest Section Time (Section)	0:10.95 (1200m)
Top Speed [km/h] (Section)	67.0 (1200m)
Race State	Finished



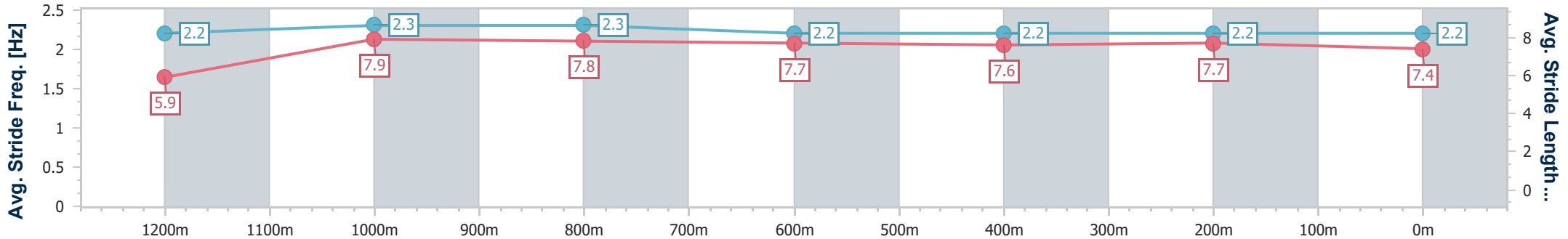
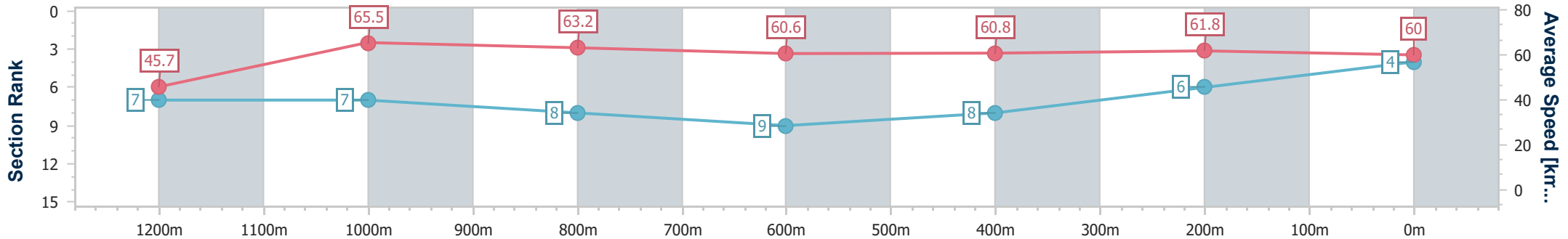
Ipswich QLD Professional
Race 4: LIVING TURF QTIS Three-Year-Old Maiden Plate - 1350m



23 August 2024 - 13:28

Track Rating: Good 4, Weather: Fine, Rail Position: +8m Entire

Section	Overall	1200m	1000m	800m	600m	400m	200m
Section Times	1:21.54 [4] (0:11.85)	1:09.69 [7] (0:10.95)	0:58.74 [7] (0:11.39)	0:47.35 [8] (0:11.89)	0:35.46 [9] (0:11.81)	0:23.65 [8] (0:11.64)	0:12.01 [6] (0:12.01)
Average Speed [km/h]	45.7	65.5	63.2	60.6	60.8	61.8	60.0
Top Speed [km/h]	66.1	67.0	65.7	61.8	61.7	62.4	61.9
Avg. Dist. to Rail [m]	1.6	0.4	0.2	0.2	0.3	0.8	1.0
Avg. Stride Freq. [Hz]	2.2	2.3	2.3	2.2	2.2	2.2	2.2
Avg. Stride Length [m]	5.9	7.9	7.8	7.7	7.6	7.7	7.4



- [] Ranking at each section and finish
- .-.- No data available at this section
- NA No data available



Horse/Jockey Name	Vanguard Legend
Final Rank	5
Fastest Section Time (Section)	0:10.87 (1200m)
Top Speed [km/h] (Section)	67.8 (1200m)
Race State	Finished



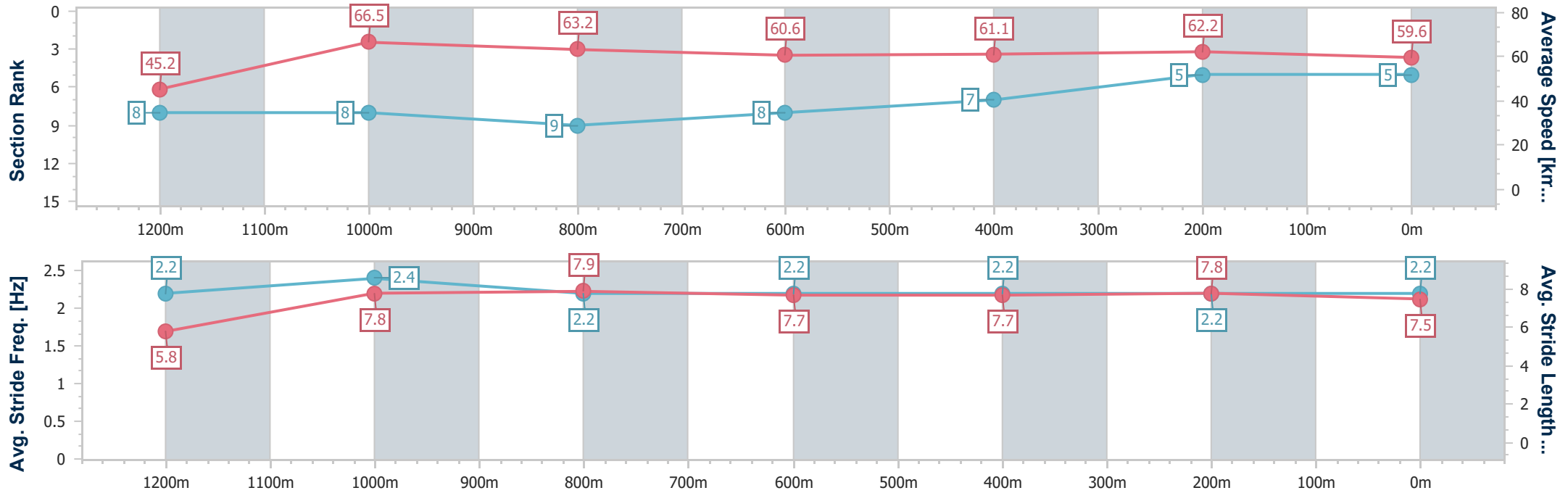
Ipswich QLD Professional
Race 4: LIVING TURF QTIS Three-Year-Old Maiden Plate - 1350m



23 August 2024 - 13:28

Track Rating: Good 4, Weather: Fine, Rail Position: +8m Entire

Section	Overall	1200m	1000m	800m	600m	400m	200m
Section Times	1:21.60 [5] (0:11.93)	1:09.67 [8] (0:10.87)	0:58.80 [8] (0:11.41)	0:47.39 [9] (0:11.86)	0:35.53 [8] (0:11.80)	0:23.73 [7] (0:11.64)	0:12.09 [5] (0:12.09)
Average Speed [km/h]	45.2	66.5	63.2	60.6	61.1	62.2	59.6
Top Speed [km/h]	65.9	67.8	65.5	61.7	62.9	62.9	61.1
Avg. Dist. to Rail [m]	2.5	1.1	0.9	0.2	0.3	1.5	3.7
Avg. Stride Freq. [Hz]	2.2	2.4	2.2	2.2	2.2	2.2	2.2
Avg. Stride Length [m]	5.8	7.8	7.9	7.7	7.7	7.8	7.5



- [] Ranking at each section and finish
- .-.- No data available at this section
- NA No data available



Horse/Jockey Name	Laridae
Final Rank	6
Fastest Section Time (Section)	0:10.95 (1200m)
Top Speed [km/h] (Section)	67.6 (1200m)
Race State	Finished



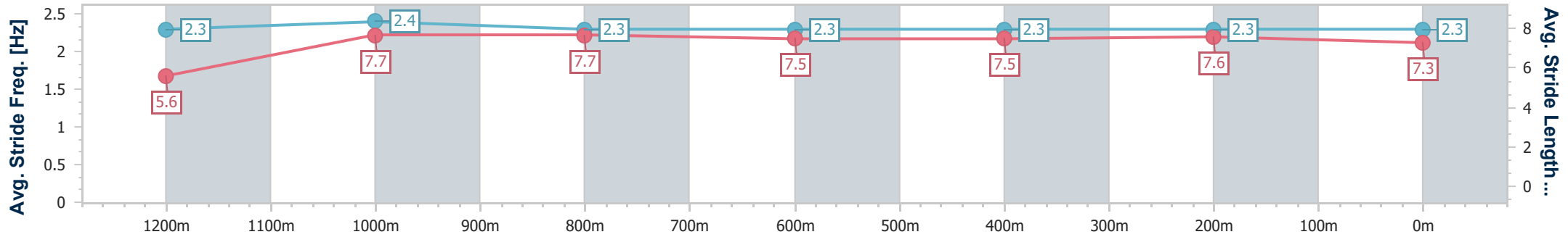
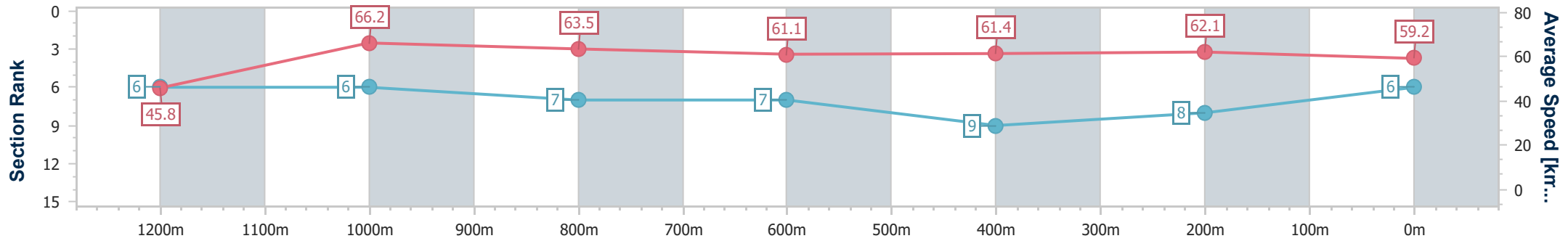
Ipswich QLD Professional
Race 4: LIVING TURF QTIS Three-Year-Old Maiden Plate - 1350m



23 August 2024 - 13:28

Track Rating: Good 4, Weather: Fine, Rail Position: +8m Entire

Section	Overall	1200m	1000m	800m	600m	400m	200m
Section Times	1:21.77 [6] (0:11.78)	1:09.99 [6] (0:10.95)	0:59.04 [6] (0:11.42)	0:47.62 [7] (0:11.84)	0:35.78 [7] (0:11.93)	0:23.85 [9] (0:11.72)	0:12.13 [8] (0:12.13)
Average Speed [km/h]	45.8	66.2	63.5	61.1	61.4	62.1	59.2
Top Speed [km/h]	65.1	67.6	64.6	63.0	62.5	63.5	61.3
Avg. Dist. to Rail [m]	4.4	2.5	2.6	2.2	3.4	3.8	5.2
Avg. Stride Freq. [Hz]	2.3	2.4	2.3	2.3	2.3	2.3	2.3
Avg. Stride Length [m]	5.6	7.7	7.7	7.5	7.5	7.6	7.3



- [] Ranking at each section and finish
- .-.- No data available at this section
- NA No data available



Horse/Jockey Name	Captain Good Vibes
Final Rank	7
Fastest Section Time (Section)	0:10.98 (1200m)
Top Speed [km/h] (Section)	66.3 (1200m)
Race State	Finished



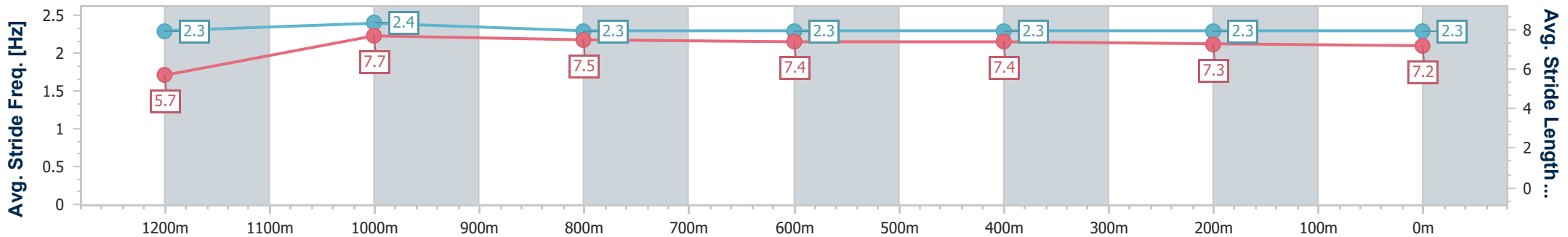
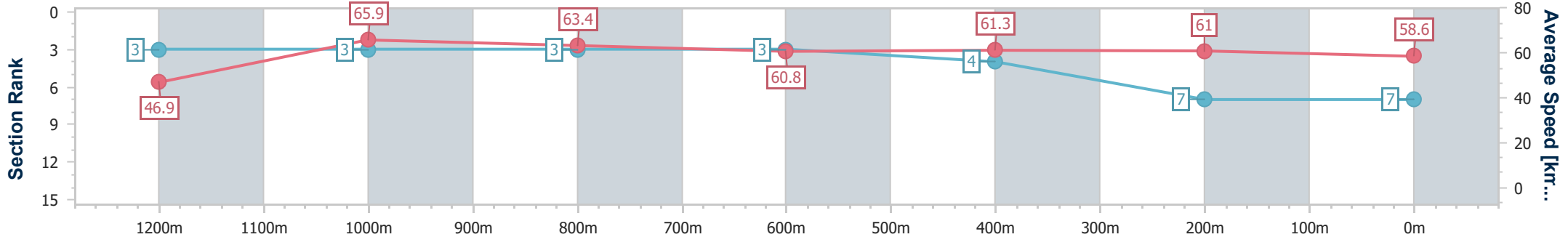
Ipswich QLD Professional
Race 4: LIVING TURF QTIS Three-Year-Old Maiden Plate - 1350m



23 August 2024 - 13:28

Track Rating: Good 4, Weather: Fine, Rail Position: +8m Entire

Section	Overall	1200m	1000m	800m	600m	400m	200m
Section Times	1:21.83 [7] (0:11.49)	1:10.34 [3] (0:10.98)	0:59.36 [3] (0:11.41)	0:47.95 [3] (0:11.92)	0:36.03 [3] (0:11.85)	0:24.18 [4] (0:11.93)	0:12.25 [7] (0:12.25)
Average Speed [km/h]	46.9	65.9	63.4	60.8	61.3	61.0	58.6
Top Speed [km/h]	65.9	66.3	64.9	61.7	62.3	62.1	60.3
Avg. Dist. to Rail [m]	5.3	2.5	2.2	1.6	2.0	2.6	4.3
Avg. Stride Freq. [Hz]	2.3	2.4	2.3	2.3	2.3	2.3	2.3
Avg. Stride Length [m]	5.7	7.7	7.5	7.4	7.4	7.3	7.2



- [] Ranking at each section and finish
- .-.- No data available at this section
- NA No data available



Horse/Jockey Name	Pride Of Savabella
Final Rank	8
Fastest Section Time (Section)	0:10.79 (1200m)
Top Speed [km/h] (Section)	68.2 (1200m)
Race State	Finished



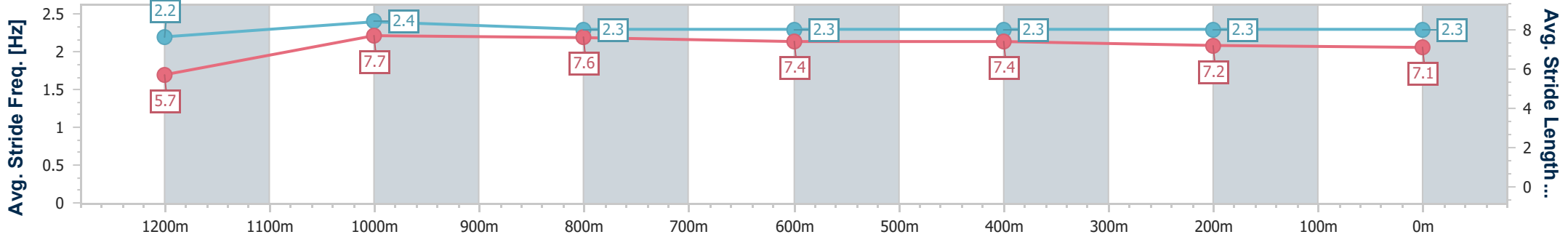
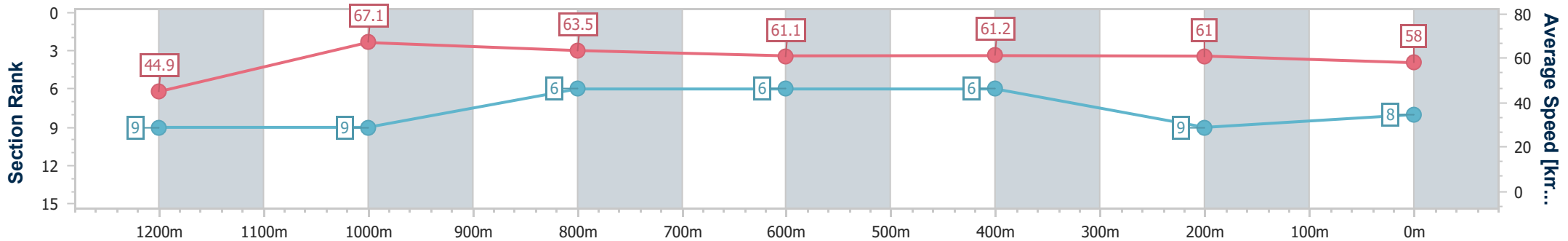
Ipswich QLD Professional
Race 4: LIVING TURF QTIS Three-Year-Old Maiden Plate - 1350m



23 August 2024 - 13:28

Track Rating: Good 4, Weather: Fine, Rail Position: +8m Entire

Section	Overall	1200m	1000m	800m	600m	400m	200m
Section Times	1:22.08 [8] (0:12.02)	1:10.06 [9] (0:10.79)	0:59.27 [9] (0:11.32)	0:47.95 [6] (0:11.82)	0:36.13 [6] (0:11.79)	0:24.34 [6] (0:11.93)	0:12.41 [9] (0:12.41)
Average Speed [km/h]	44.9	67.1	63.5	61.1	61.2	61.0	58.0
Top Speed [km/h]	66.4	68.2	65.8	62.1	62.0	61.5	60.7
Avg. Dist. to Rail [m]	3.6	1.8	1.3	0.3	1.0	2.9	5.2
Avg. Stride Freq. [Hz]	2.2	2.4	2.3	2.3	2.3	2.3	2.3
Avg. Stride Length [m]	5.7	7.7	7.6	7.4	7.4	7.2	7.1



- [] Ranking at each section and finish
- .-.- No data available at this section
- NA No data available



Horse/Jockey Name	Silver Tap
Final Rank	9
Fastest Section Time (Section)	0:10.80 (1200m)
Top Speed [km/h] (Section)	68.1 (1200m)
Race State	Finished



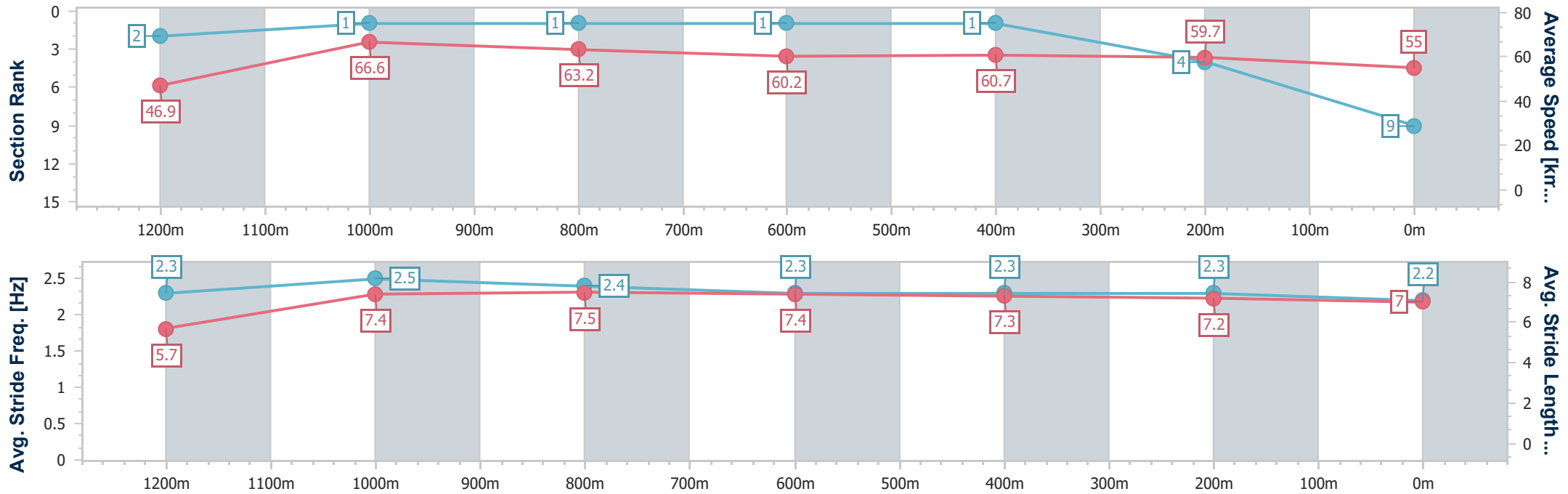
Ipswich QLD Professional
Race 4: LIVING TURF QTIS Three-Year-Old Maiden Plate - 1350m



23 August 2024 - 13:28

Track Rating: Good 4, Weather: Fine, Rail Position: +8m Entire

Section	Overall	1200m	1000m	800m	600m	400m	200m
Section Times	1:22.51 [9] (0:11.48)	1:11.03 [2] (0:10.80)	1:00.23 [1] (0:11.42)	0:48.81 [1] (0:11.91)	0:36.90 [1] (0:11.83)	0:25.07 [1] (0:11.97)	0:13.10 [4] (0:13.10)
Average Speed [km/h]	46.9	66.6	63.2	60.2	60.7	59.7	55.0
Top Speed [km/h]	67.8	68.1	64.9	61.5	61.5	61.3	58.6
Avg. Dist. to Rail [m]	1.2	0.5	0.3	0.8	0.9	1.5	0.5
Avg. Stride Freq. [Hz]	2.3	2.5	2.4	2.3	2.3	2.3	2.2
Avg. Stride Length [m]	5.7	7.4	7.5	7.4	7.3	7.2	7.0



- [] Ranking at each section and finish
- .-.- No data available at this section
- NA No data available