

Track Rating: Good 4, Weather: Fine, Rail Position: +8m Entire

Section													Last 600m					
Field Times		Overall	1000m	800m	600m	400m	200m						0:34.65					
		1:10.64 (0:13.91)	0:56.73 (0:10.71)	0:46.02 (0:11.37)	0:34.65 (0:11.58)	0:23.07 (0:11.40)	0:11.67 (0:11.67)											
Rank	TAB	Horse/Jockey	Barrier	Top Speed [km/h]	Fastest Section												Margin	Distance Travelled [m]
1	13	CASH LANDING James Orman	8	69.4 1000m	0:10.71 1000m	1:10.64 [1] (0:13.91)	0:56.73 [1] (0:10.71)	0:46.02 [1] (0:11.37)	0:34.65 [1] (0:11.59)	0:23.06 [2] (0:11.39)	0:11.67 [1] (0:11.67)	1:10.64	0:34.65					
2	11	RUM RUNNER Bailey Wheeler	6	66.6 1000m	0:10.91 1000m	1:10.88 [2] (0:13.93)	0:56.95 [2] (0:10.91)	0:46.04 [3] (0:11.33)	0:34.71 [3] (0:11.57)	0:23.14 [3] (0:11.49)	0:11.65 [2] (0:11.65)	1.38L	0:34.71	+0				
3	5	LET'SSHOWEM Adin Thompson	4	65.6 1000m	0:11.07 1000m	1:10.98 [3] (0:14.62)	0:56.36 [10] (0:11.07)	0:45.29 [10] (0:11.14)	0:34.15 [11] (0:11.33)	0:22.82 [8] (0:11.24)	0:11.58 [5] (0:11.58)	1.97L	0:34.15	+3				
4	6	MEHRETU Emily Lang	1	66.1 1000m	0:10.90 1000m	1:11.06 [4] (0:14.19)	0:56.87 [6] (0:10.90)	0:45.97 [5] (0:11.32)	0:34.65 [5] (0:11.46)	0:23.19 [5] (0:11.55)	0:11.64 [7] (0:11.64)	2.45L	0:34.65	+0				
5	1	POWIAS Georgina Cartwright	10	69.2 1000m	0:10.73 1000m	1:11.13 [5] (0:14.01)	0:57.12 [4] (0:10.73)	0:46.39 [2] (0:11.25)	0:35.14 [1] (0:11.58)	0:23.56 [1] (0:11.69)	0:11.87 [3] (0:11.87)	2.85L	0:35.14	+5				
6	12	SCOTTVILLE SCOOTER Tahlia Fenlon	3	66.8 1000m	0:10.96 1000m	1:11.14 [6] (0:14.62)	0:56.52 [9] (0:10.96)	0:45.56 [9] (0:11.17)	0:34.39 [9] (0:11.44)	0:22.95 [10] (0:11.23)	0:11.72 [6] (0:11.72)	2.94L	0:34.39	-1				
7	3	TURN THE CORNER Ryan Maloney	7	65.9 1000m	0:11.03 1000m	1:11.32 [7] (0:13.97)	0:57.35 [3] (0:11.03)	0:46.32 [4] (0:11.32)	0:35.00 [4] (0:11.46)	0:23.54 [4] (0:11.56)	0:11.98 [4] (0:11.98)	4L	0:35.00	+2				
8	8	WITHEREN LASS Madeleine Wishart	5	66.1 1000m	0:11.00 1000m	1:11.33 [8] (0:14.14)	0:57.19 [5] (0:11.00)	0:46.19 [6] (0:11.29)	0:34.90 [6] (0:11.51)	0:23.39 [6] (0:11.56)	0:11.83 [8] (0:11.83)	4.05L	0:34.90	+3				
9	7	SUPIDO ROSE Michael Rodd	2	66.8 1000m	0:10.90 1000m	1:11.56 [9] (0:14.59)	0:56.97 [8] (0:10.90)	0:46.07 [8] (0:11.17)	0:34.90 [8] (0:11.52)	0:23.38 [9] (0:11.59)	0:11.79 [10] (0:11.79)	5.37L	0:34.90	+4				
10	16	FORTUNE READY Melea Castle	23	67.7 1000m	0:10.98 800m	1:11.79 [10] (0:14.83)	0:56.96 [11] (0:10.99)	0:45.97 [11] (0:10.98)	0:34.99 [10] (0:11.66)	0:23.33 [11] (0:11.39)	0:11.94 [11] (0:11.94)	6.74L	0:34.99	+2				

Scratched: Siglo De Oro (#2), You'll Never Guess (#9), Desert Cougar (#4), Aikau (#10), Ready Neddy Go (#15)



Ipswich QLD Professional
 Race 3: GRASON PARK Maiden Plate - 1200m
 23 August 2024 - 12:53



Track Rating: Good 4, Weather: Fine, Rail Position: +8m Entire

Section	Overall	1000m	800m	600m	400m	200m	Last 600m
Field Times	1:10.64 (0:13.91)	0:56.73 (0:10.71)	0:46.02 (0:11.37)	0:34.65 (0:11.58)	0:23.07 (0:11.40)	0:11.67 (0:11.67)	0:34.65

Rank	TAB	Horse/Jockey	Barrier	Top Speed [km/h]	Fastest Section	Margin	Distance Travelled [m]
11	14	ARTISTICA	11	68.3	0:10.80	7.74L	+6
				1000m	1000m		
					1:11.96 [11] (0:14.40)		
					0:57.56 [7] (0:10.80)		
					0:46.76 [7] (0:11.29)		
					0:35.47 [7] (0:11.45)		
					0:24.02 [6] (0:11.66)		
					0:12.36 [9] (0:12.36)		

Scratched: Siglo De Oro (#2), You'll Never Guess (#9), Desert Cougar (#4), Aikau (#10), Ready Neddy Go (#15)

[] Ranking at each section and finish
 -:-:- No data available at this section
 NA No data available

SCN Saddle cloth number
 DNF Did not finish
 DNT Did not track



Horse/Jockey Name	Cash Landing
Final Rank	1
Fastest Section Time (Section)	0:10.71 (1000m)
Top Speed [km/h] (Section)	69.4 (1000m)
Race State	Finished



Ipswich QLD Professional

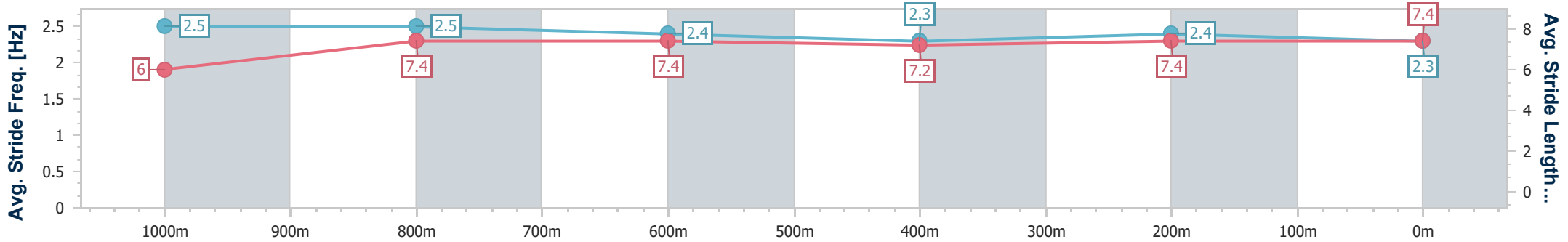
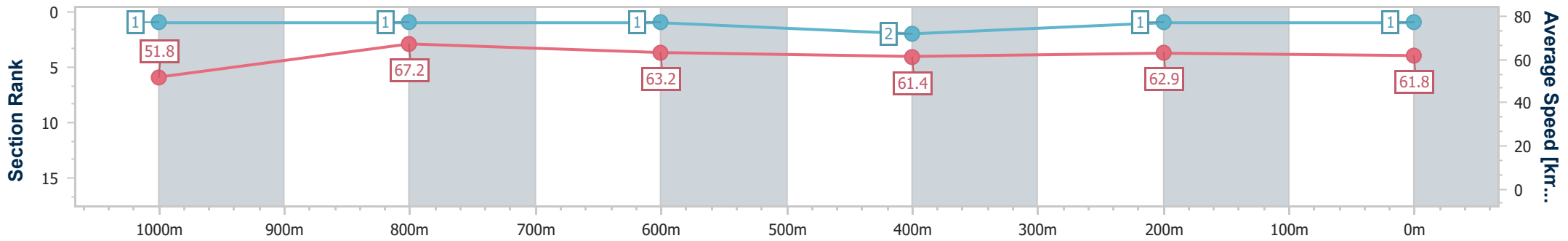
Race 3: GRASON PARK Maiden Plate - 1200m

23 August 2024 - 12:53



Track Rating: Good 4, Weather: Fine, Rail Position: +8m Entire

Section	Overall	1000m	800m	600m	400m	200m
Section Times	1:10.64 [1] (0:13.91)	0:56.73 [1] (0:10.71)	0:46.02 [1] (0:11.37)	0:34.65 [1] (0:11.59)	0:23.06 [2] (0:11.39)	0:11.67 [1] (0:11.67)
Average Speed [km/h]	51.8	67.2	63.2	61.4	62.9	61.8
Top Speed [km/h]	69.3	69.4	64.4	62.8	64.8	64.7
Avg. Dist. to Rail [m]	7.3	1.6	1.4	1.9	1.4	0.7
Avg. Stride Freq. [Hz]	2.5	2.5	2.4	2.3	2.4	2.3
Avg. Stride Length [m]	6.0	7.4	7.4	7.2	7.4	7.4



- [] Ranking at each section and finish
- .-.- No data available at this section
- NA No data available



Horse/Jockey Name	Rum Runner
Final Rank	2
Fastest Section Time (Section)	0:10.91 (1000m)
Top Speed [km/h] (Section)	66.6 (1000m)
Race State	Finished



Ipswich QLD Professional

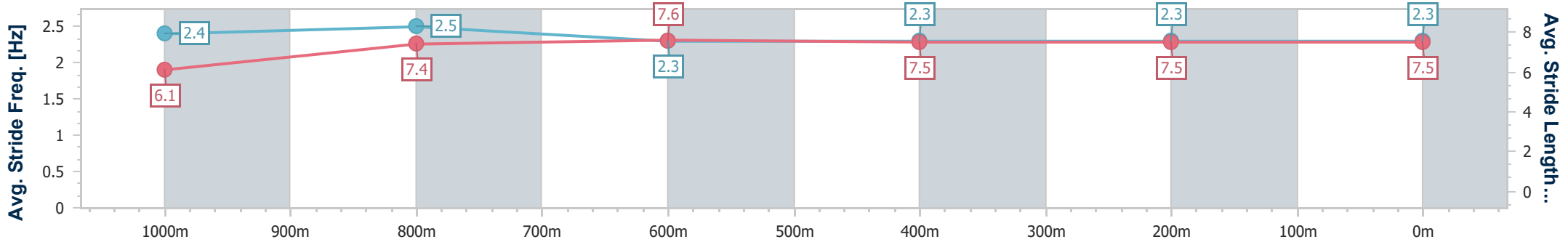
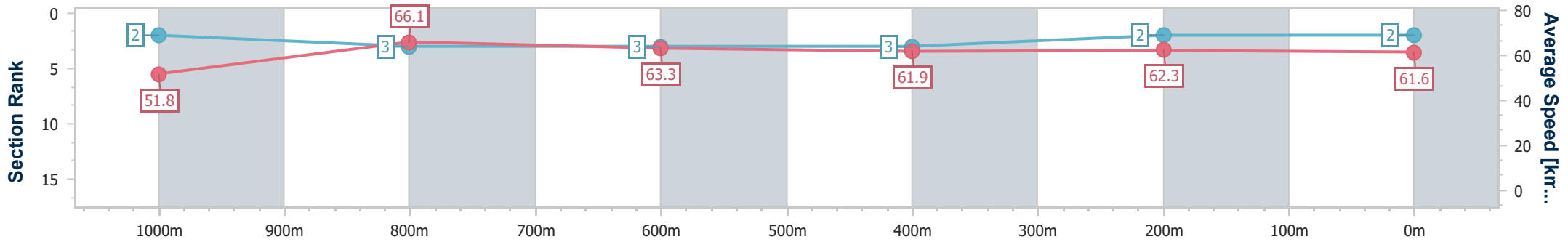
Race 3: GRASON PARK Maiden Plate - 1200m

23 August 2024 - 12:53



Track Rating: Good 4, Weather: Fine, Rail Position: +8m Entire

Section	Overall	1000m	800m	600m	400m	200m
Section Times	1:10.88 [2] (0:13.93)	0:56.95 [2] (0:10.91)	0:46.04 [3] (0:11.33)	0:34.71 [3] (0:11.57)	0:23.14 [3] (0:11.49)	0:11.65 [2] (0:11.65)
Average Speed [km/h]	51.8	66.1	63.3	61.9	62.3	61.6
Top Speed [km/h]	65.8	66.6	65.2	63.3	63.5	63.6
Avg. Dist. to Rail [m]	4.1	0.6	0.9	1.4	1.3	0.6
Avg. Stride Freq. [Hz]	2.4	2.5	2.3	2.3	2.3	2.3
Avg. Stride Length [m]	6.1	7.4	7.6	7.5	7.5	7.5



- [] Ranking at each section and finish
- .-.- No data available at this section
- NA No data available



Horse/Jockey Name	Let'sshowem
Final Rank	3
Fastest Section Time (Section)	0:11.07 (1000m)
Top Speed [km/h] (Section)	65.6 (1000m)
Race State	Finished



Ipswich QLD Professional

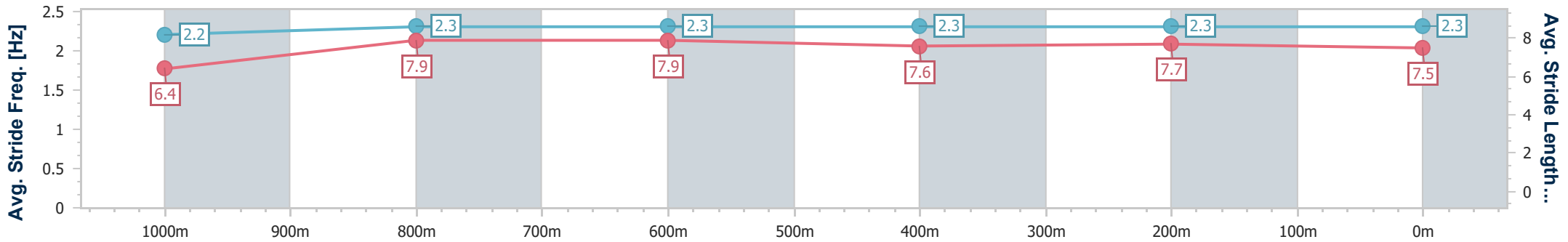
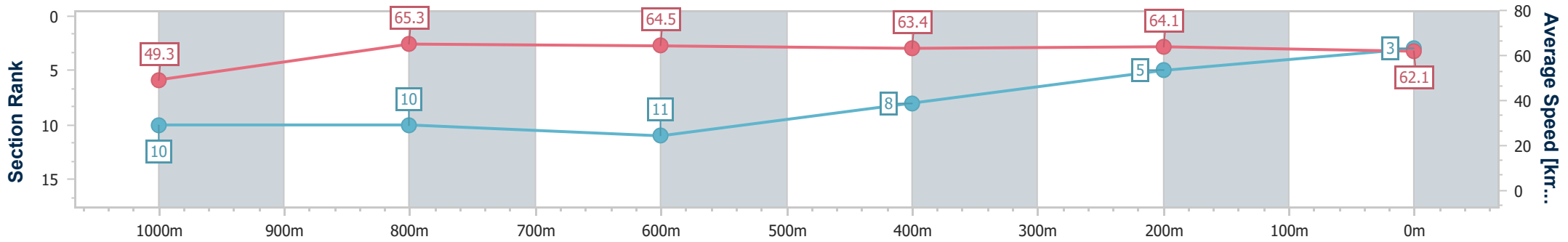
Race 3: GRASON PARK Maiden Plate - 1200m

23 August 2024 - 12:53



Track Rating: Good 4, Weather: Fine, Rail Position: +8m Entire

Section	Overall	1000m	800m	600m	400m	200m
Section Times	1:10.98 [3] (0:14.62)	0:56.36 [10] (0:11.07)	0:45.29 [10] (0:11.14)	0:34.15 [11] (0:11.33)	0:22.82 [8] (0:11.24)	0:11.58 [5] (0:11.58)
Average Speed [km/h]	49.3	65.3	64.5	63.4	64.1	62.1
Top Speed [km/h]	63.8	65.6	65.5	65.3	65.3	63.7
Avg. Dist. to Rail [m]	2.9	1.1	0.2	0.4	0.3	0.2
Avg. Stride Freq. [Hz]	2.2	2.3	2.3	2.3	2.3	2.3
Avg. Stride Length [m]	6.4	7.9	7.9	7.6	7.7	7.5



- [] Ranking at each section and finish
- .-.- No data available at this section
- NA No data available



Horse/Jockey Name	Mehretu
Final Rank	4
Fastest Section Time (Section)	0:10.90 (1000m)
Top Speed [km/h] (Section)	66.1 (1000m)
Race State	Finished



Ipswich QLD Professional

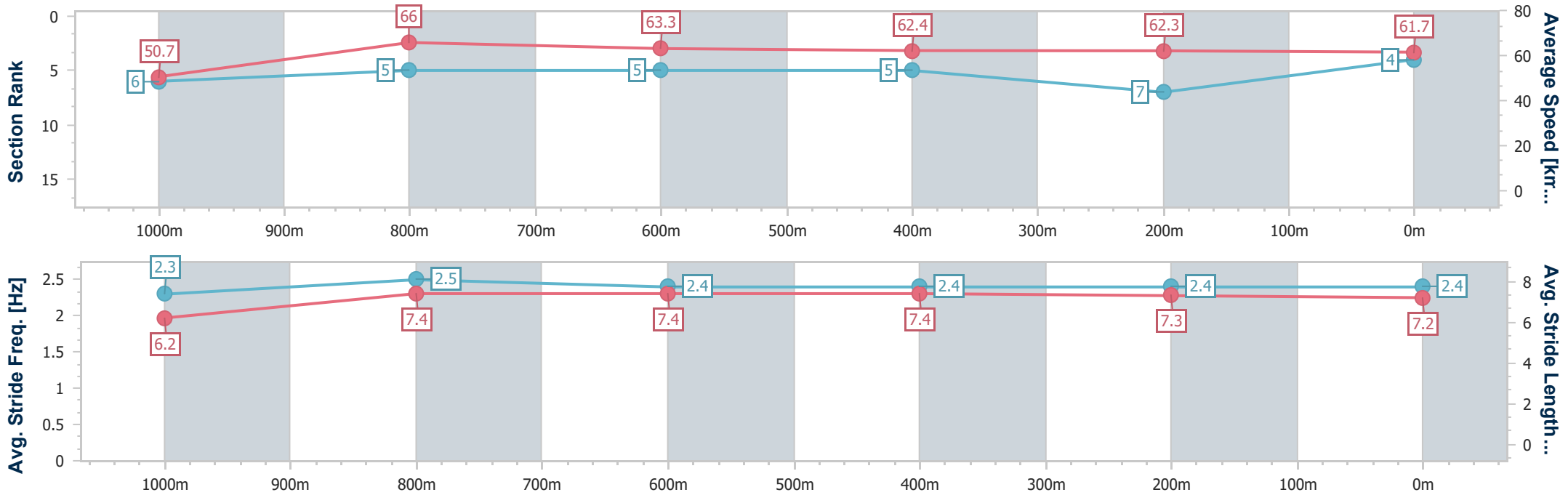
Race 3: GRASON PARK Maiden Plate - 1200m

23 August 2024 - 12:53



Track Rating: Good 4, Weather: Fine, Rail Position: +8m Entire

Section	Overall	1000m	800m	600m	400m	200m
Section Times	1:11.06 [4] (0:14.19)	0:56.87 [6] (0:10.90)	0:45.97 [5] (0:11.32)	0:34.65 [5] (0:11.46)	0:23.19 [5] (0:11.55)	0:11.64 [7] (0:11.64)
Average Speed [km/h]	50.7	66.0	63.3	62.4	62.3	61.7
Top Speed [km/h]	65.8	66.1	64.9	63.0	63.4	62.8
Avg. Dist. to Rail [m]	0.7	0.7	1.4	1.8	0.9	3.4
Avg. Stride Freq. [Hz]	2.3	2.5	2.4	2.4	2.4	2.4
Avg. Stride Length [m]	6.2	7.4	7.4	7.4	7.3	7.2



- [] Ranking at each section and finish
- .-.- No data available at this section
- NA No data available



Horse/Jockey Name	Powias
Final Rank	5
Fastest Section Time (Section)	0:10.73 (1000m)
Top Speed [km/h] (Section)	69.2 (1000m)
Race State	Finished



Ipswich QLD Professional

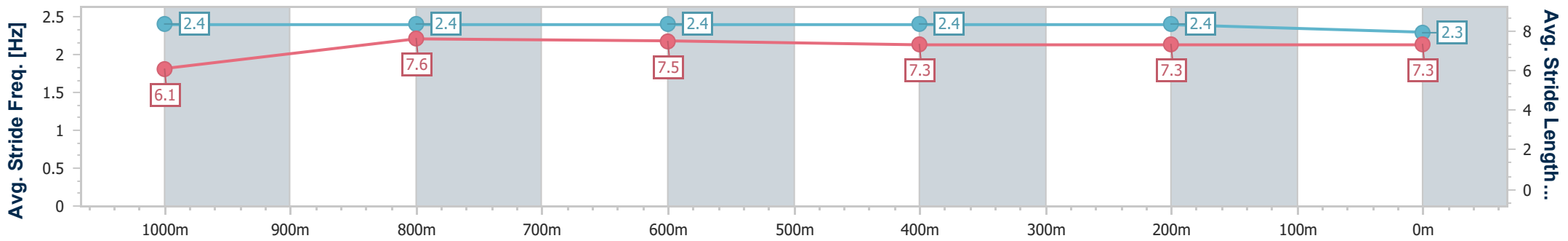
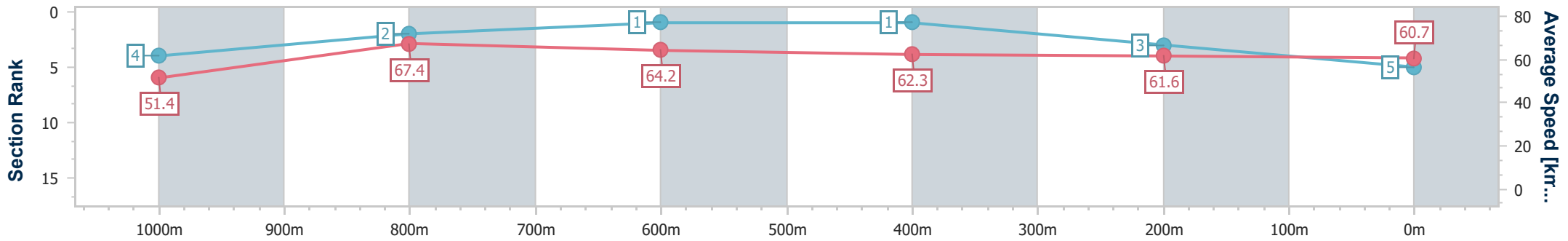
Race 3: GRASON PARK Maiden Plate - 1200m

23 August 2024 - 12:53



Track Rating: Good 4, Weather: Fine, Rail Position: +8m Entire

Section	Overall	1000m	800m	600m	400m	200m
Section Times	1:11.13 [5] (0:14.01)	0:57.12 [4] (0:10.73)	0:46.39 [2] (0:11.25)	0:35.14 [1] (0:11.58)	0:23.56 [1] (0:11.69)	0:11.87 [3] (0:11.87)
Average Speed [km/h]	51.4	67.4	64.2	62.3	61.6	60.7
Top Speed [km/h]	69.0	69.2	66.2	62.9	62.3	61.9
Avg. Dist. to Rail [m]	9.9	3.4	0.5	0.1	0.6	1.8
Avg. Stride Freq. [Hz]	2.4	2.4	2.4	2.4	2.4	2.3
Avg. Stride Length [m]	6.1	7.6	7.5	7.3	7.3	7.3



- [] Ranking at each section and finish
- .-.- No data available at this section
- NA No data available



Horse/Jockey Name	Scottville Scooter
Final Rank	6
Fastest Section Time (Section)	0:10.96 (1000m)
Top Speed [km/h] (Section)	66.8 (1000m)
Race State	Finished



Ipswich QLD Professional

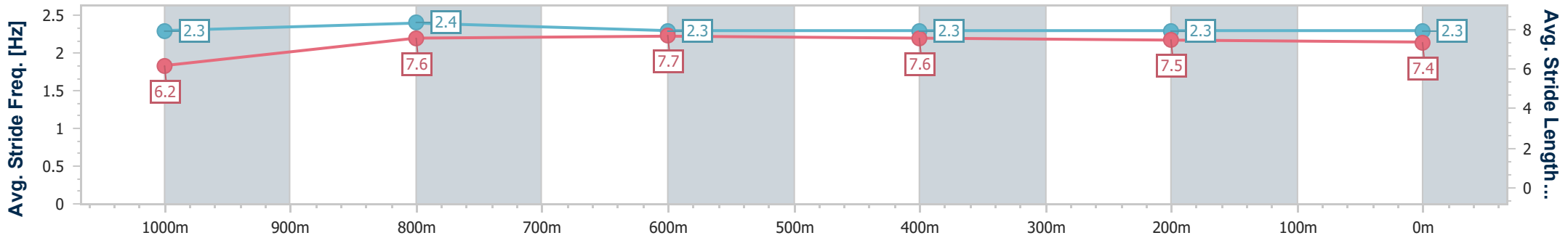
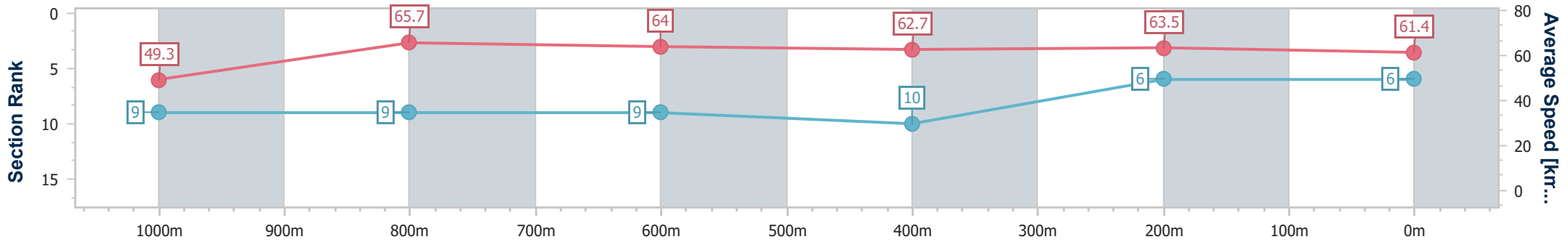
Race 3: GRASON PARK Maiden Plate - 1200m

23 August 2024 - 12:53



Track Rating: Good 4, Weather: Fine, Rail Position: +8m Entire

Section	Overall	1000m	800m	600m	400m	200m
Section Times	1:11.14 [6] (0:14.62)	0:56.52 [9] (0:10.96)	0:45.56 [9] (0:11.17)	0:34.39 [9] (0:11.44)	0:22.95 [10] (0:11.23)	0:11.72 [6] (0:11.72)
Average Speed [km/h]	49.3	65.7	64.0	62.7	63.5	61.4
Top Speed [km/h]	66.7	66.8	66.7	63.5	64.2	63.5
Avg. Dist. to Rail [m]	2.2	0.5	1.2	1.6	1.8	1.7
Avg. Stride Freq. [Hz]	2.3	2.4	2.3	2.3	2.3	2.3
Avg. Stride Length [m]	6.2	7.6	7.7	7.6	7.5	7.4



- [] Ranking at each section and finish
- .-.- No data available at this section
- NA No data available



Horse/Jockey Name	Turn The Corner
Final Rank	7
Fastest Section Time (Section)	0:11.03 (1000m)
Top Speed [km/h] (Section)	65.9 (1000m)
Race State	Finished



Ipswich QLD Professional

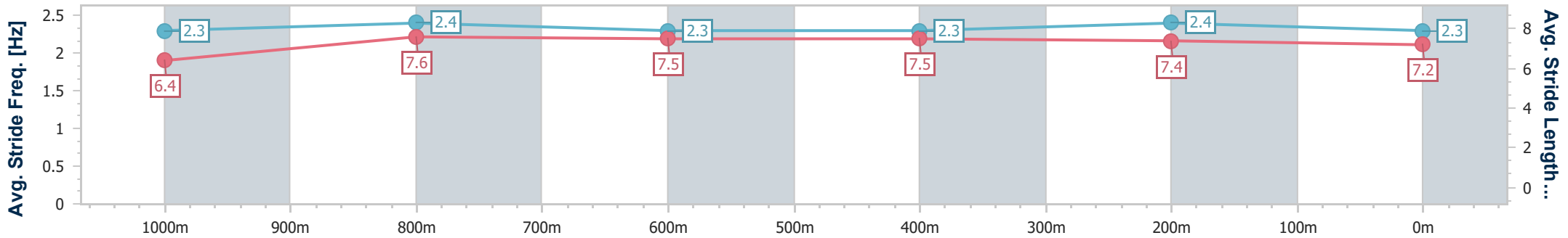
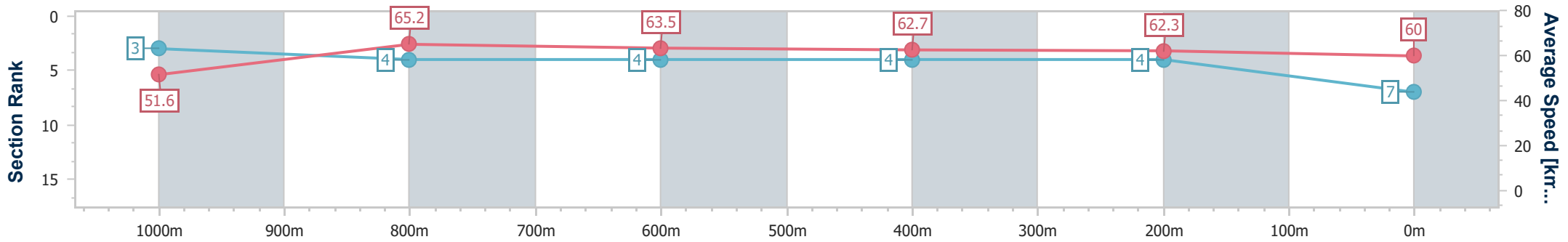
Race 3: GRASON PARK Maiden Plate - 1200m

23 August 2024 - 12:53



Track Rating: Good 4, Weather: Fine, Rail Position: +8m Entire

Section	Overall	1000m	800m	600m	400m	200m
Section Times	1:11.32 [7] (0:13.97)	0:57.35 [3] (0:11.03)	0:46.32 [4] (0:11.32)	0:35.00 [4] (0:11.46)	0:23.54 [4] (0:11.56)	0:11.98 [4] (0:11.98)
Average Speed [km/h]	51.6	65.2	63.5	62.7	62.3	60.0
Top Speed [km/h]	65.9	65.9	65.1	63.7	64.8	61.9
Avg. Dist. to Rail [m]	5.4	1.3	0.8	1.4	1.8	3.9
Avg. Stride Freq. [Hz]	2.3	2.4	2.3	2.3	2.4	2.3
Avg. Stride Length [m]	6.4	7.6	7.5	7.5	7.4	7.2



- [] Ranking at each section and finish
- .-.- No data available at this section
- NA No data available



Horse/Jockey Name	Witheren Lass
Final Rank	8
Fastest Section Time (Section)	0:11.00 (1000m)
Top Speed [km/h] (Section)	66.1 (1000m)
Race State	Finished



Ipswich QLD Professional

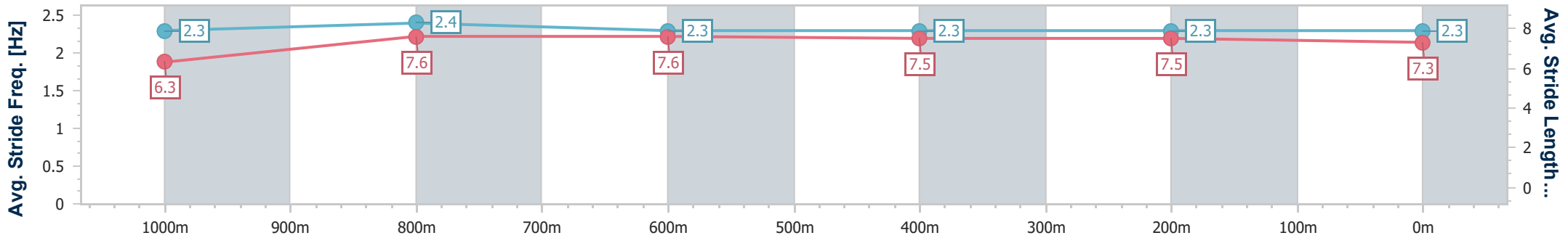
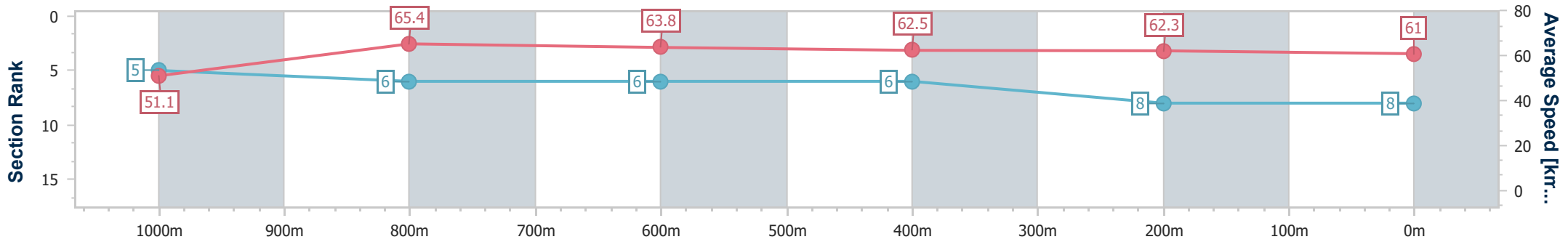
Race 3: GRASON PARK Maiden Plate - 1200m

23 August 2024 - 12:53



Track Rating: Good 4, Weather: Fine, Rail Position: +8m Entire

Section	Overall	1000m	800m	600m	400m	200m
Section Times	1:11.33 [8] (0:14.14)	0:57.19 [5] (0:11.00)	0:46.19 [6] (0:11.29)	0:34.90 [6] (0:11.51)	0:23.39 [6] (0:11.56)	0:11.83 [8] (0:11.83)
Average Speed [km/h]	51.1	65.4	63.8	62.5	62.3	61.0
Top Speed [km/h]	65.4	66.1	65.7	63.6	63.1	62.4
Avg. Dist. to Rail [m]	4.1	1.3	0.4	0.5	0.8	4.6
Avg. Stride Freq. [Hz]	2.3	2.4	2.3	2.3	2.3	2.3
Avg. Stride Length [m]	6.3	7.6	7.6	7.5	7.5	7.3



- [] Ranking at each section and finish
- .-.- No data available at this section
- NA No data available



Horse/Jockey Name	Supido Rose
Final Rank	9
Fastest Section Time (Section)	0:10.90 (1000m)
Top Speed [km/h] (Section)	66.8 (1000m)
Race State	Finished



Ipswich QLD Professional

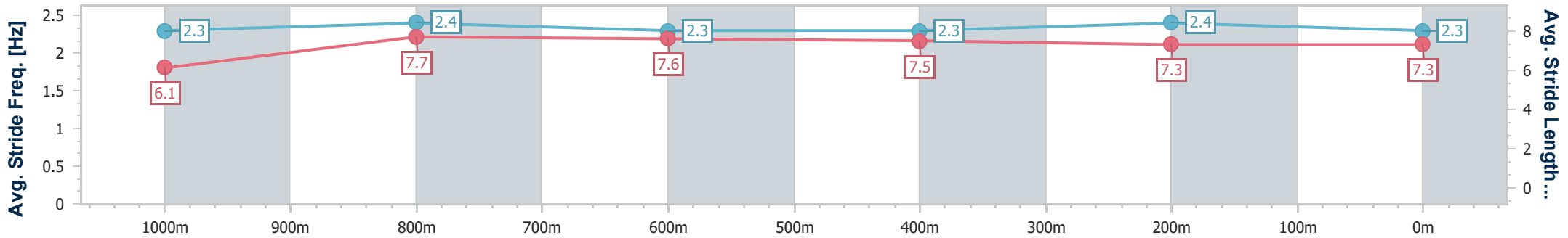
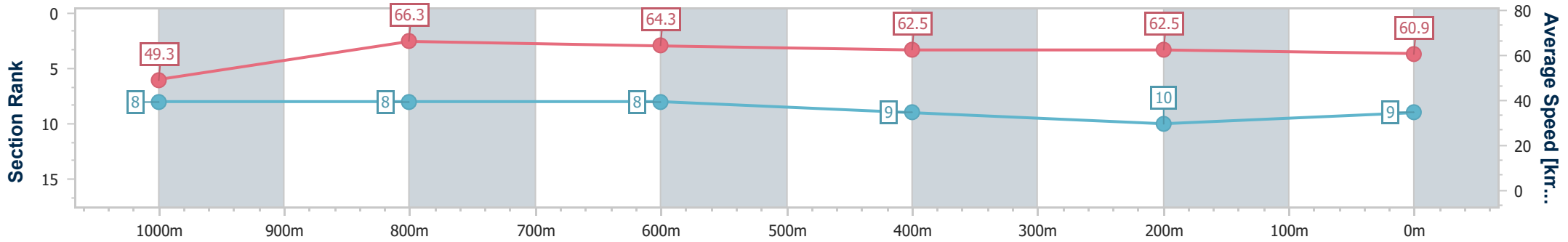
Race 3: GRASON PARK Maiden Plate - 1200m

23 August 2024 - 12:53



Track Rating: Good 4, Weather: Fine, Rail Position: +8m Entire

Section	Overall	1000m	800m	600m	400m	200m
Section Times	1:11.56 [9] (0:14.59)	0:56.97 [8] (0:10.90)	0:46.07 [8] (0:11.17)	0:34.90 [8] (0:11.52)	0:23.38 [9] (0:11.59)	0:11.79 [10] (0:11.79)
Average Speed [km/h]	49.3	66.3	64.3	62.5	62.5	60.9
Top Speed [km/h]	65.5	66.8	65.9	62.8	63.4	63.4
Avg. Dist. to Rail [m]	1.1	0.4	0.5	0.3	2.3	6.8
Avg. Stride Freq. [Hz]	2.3	2.4	2.3	2.3	2.4	2.3
Avg. Stride Length [m]	6.1	7.7	7.6	7.5	7.3	7.3



- [] Ranking at each section and finish
- .-.- No data available at this section
- NA No data available



Horse/Jockey Name	Fortune Ready
Final Rank	10
Fastest Section Time (Section)	0:10.98 (800m)
Top Speed [km/h] (Section)	67.7 (1000m)
Race State	Finished



Ipswich QLD Professional

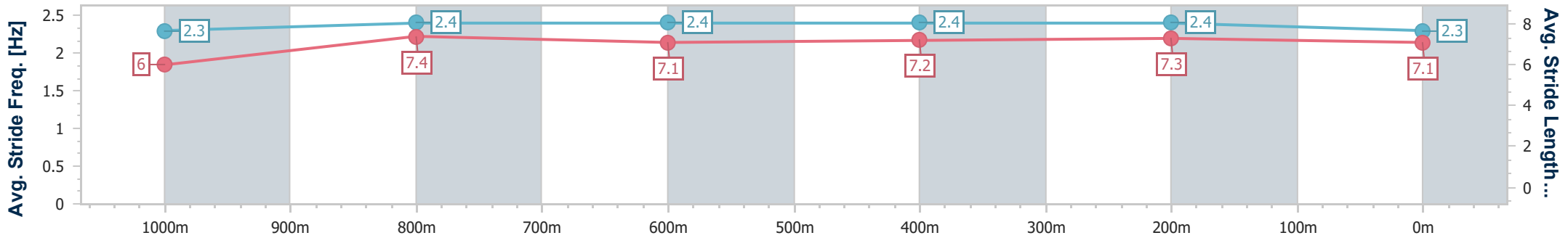
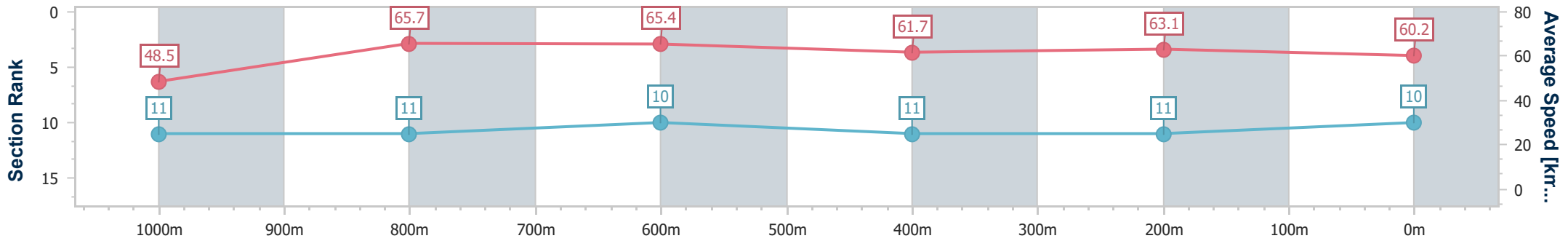
Race 3: GRASON PARK Maiden Plate - 1200m

23 August 2024 - 12:53



Track Rating: Good 4, Weather: Fine, Rail Position: +8m Entire

Section	Overall	1000m	800m	600m	400m	200m
Section Times	1:11.79 [10] (0:14.83)	0:56.96 [11] (0:10.99)	0:45.97 [11] (0:10.98)	0:34.99 [10] (0:11.66)	0:23.33 [11] (0:11.39)	0:11.94 [11] (0:11.94)
Average Speed [km/h]	48.5	65.7	65.4	61.7	63.1	60.2
Top Speed [km/h]	62.4	67.7	66.2	63.7	63.7	62.7
Avg. Dist. to Rail [m]	5.6	0.3	0.3	0.5	0.3	0.5
Avg. Stride Freq. [Hz]	2.3	2.4	2.4	2.4	2.4	2.3
Avg. Stride Length [m]	6.0	7.4	7.1	7.2	7.3	7.1



- [] Ranking at each section and finish
- .-.- No data available at this section
- NA No data available



Horse/Jockey Name	Artistica
Final Rank	11
Fastest Section Time (Section)	0:10.80 (1000m)
Top Speed [km/h] (Section)	68.3 (1000m)
Race State	Finished



Ipswich QLD Professional

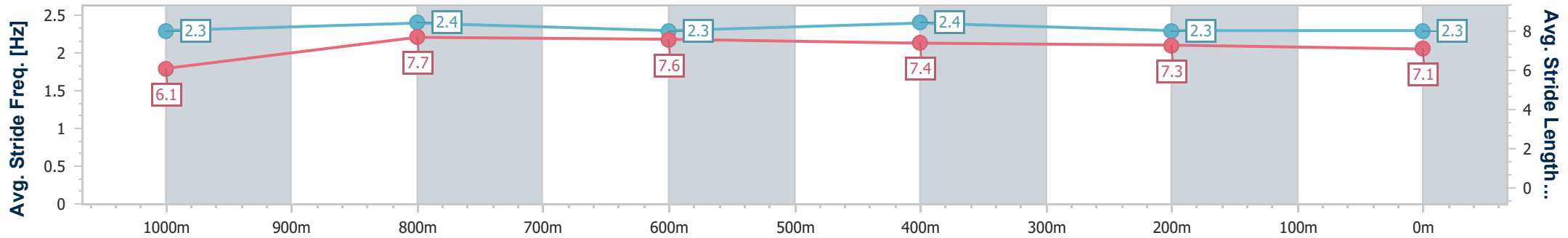
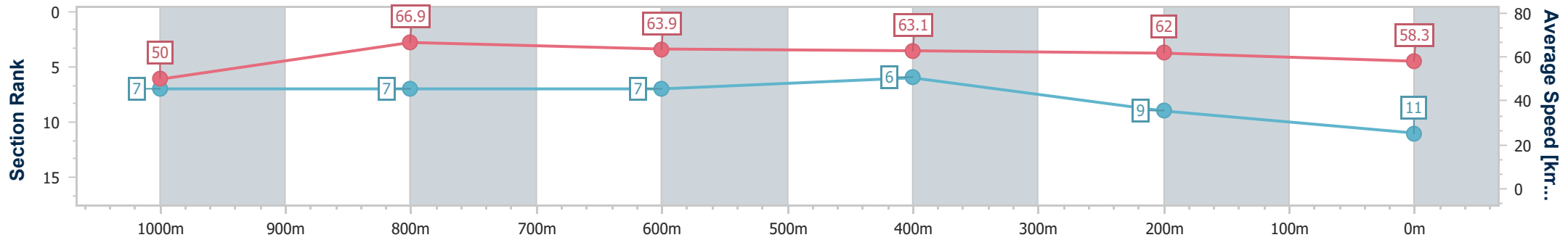
Race 3: GRASON PARK Maiden Plate - 1200m

23 August 2024 - 12:53



Track Rating: Good 4, Weather: Fine, Rail Position: +8m Entire

Section	Overall	1000m	800m	600m	400m	200m
Section Times	1:11.96 [11] (0:14.40)	0:57.56 [7] (0:10.80)	0:46.76 [7] (0:11.29)	0:35.47 [7] (0:11.45)	0:24.02 [6] (0:11.66)	0:12.36 [9]
Average Speed [km/h]	50.0	66.9	63.9	63.1	62.0	58.3
Top Speed [km/h]	67.2	68.3	65.8	63.9	63.7	61.1
Avg. Dist. to Rail [m]	9.8	2.4	0.7	0.3	2.2	5.4
Avg. Stride Freq. [Hz]	2.3	2.4	2.3	2.4	2.3	2.3
Avg. Stride Length [m]	6.1	7.7	7.6	7.4	7.3	7.1



- [] Ranking at each section and finish
- .-.- No data available at this section
- NA No data available