

Track Rating: Good 4, Weather: Fine, Rail Position: +8m Entire

Section		Overall	2000m	1800m	1600m	1400m	1200m	1000m	Last 600m				
Field Times		2:17.65 (0:14.73)	2:02.92 (0:11.43)	1:51.49 (0:12.26)	1:39.23 (0:12.47)	1:26.76 (0:12.82)	1:13.94 (0:12.72)	1:01.22 (0:12.35)	0:36.83				
Rank	TAB Horse/Jockey	Barrier	Top Speed [km/h]	Fastest Section									Distance Travelled [m]
1	5 <b>TARANAKI</b> Ryan Maloney	3	63.9 2000m	0:11.51 2000m	2:17.65 [1] (0:14.97)	2:02.68 [5] (0:11.51)	1:51.17 [5] (0:12.38)	1:38.79 [5] (0:12.79)	1:26.00 [5] (0:12.82)	1:13.18 [5] (0:12.76)	1:00.42 [5] (0:12.19)	0:36.33	
2	1 <b>BENZINO</b> Nikita Beriman	2	64.1 2000m	0:11.54 2000m	2:17.76 [2] (0:14.81)	2:02.95 [2] (0:11.54)	1:51.41 [3] (0:12.35)	1:39.06 [4] (0:12.75)	1:26.31 [4] (0:12.89)	1:13.42 [4] (0:12.69)	1:00.73 [4] (0:12.16)	0:36.64	-5
3	8 <b>THE VOCALIST</b> Michael Cahill	7	65.6 2000m	0:11.34 2000m	2:17.78 [3] (0:14.95)	2:02.83 [4] (0:11.34)	1:51.49 [2] (0:12.28)	1:39.21 [3] (0:12.77)	1:26.44 [3] (0:12.83)	1:13.61 [3] (0:12.75)	1:00.86 [3] (0:12.26)	0:36.67	-2
4	7 <b>SWITZERLAND SUN</b> Dan McGillivray	4	63.7 2000m	0:11.49 2000m	2:17.86 [4] (0:15.22)	2:02.64 [7] (0:11.49)	1:51.15 [7] (0:12.46)	1:38.69 [7] (0:12.74)	1:25.95 [7] (0:12.90)	1:13.05 [7] (0:12.66)	1:00.39 [7] (0:12.21)	0:36.31	+1
5	4 <b>PRIDE OF PASSION</b> Adin Thompson	6	64.7 2000m	0:11.43 2000m	2:18.32 [5] (0:14.73)	2:03.59 [1] (0:11.43)	1:52.16 [1] (0:12.26)	1:39.90 [1] (0:12.47)	1:27.43 [1] (0:12.82)	1:14.61 [1] (0:12.72)	1:01.89 [1] (0:12.35)	0:37.50	-9
6	3 <b>GENZEE</b> Michael Rodd	1	63.5 2000m	0:11.52 2000m	2:18.49 [6] (0:15.10)	2:03.39 [6] (0:11.52)	1:51.87 [6] (0:12.33)	1:39.54 [6] (0:12.76)	1:26.78 [6] (0:12.86)	1:13.92 [6] (0:12.70)	1:01.22 [6] (0:12.20)	0:36.98	-7
7	2 <b>DAWSON DROVER</b> Noel Callow	5	65.2 2000m	0:11.37 2000m	2:19.13 [7] (0:15.40)	2:03.73 [8] (0:11.37)	1:52.36 [8] (0:12.57)	1:39.79 [8] (0:13.01)	1:26.78 [8] (0:12.90)	1:13.88 [8] (0:12.77)	1:01.11 [8] (0:12.17)	0:37.14	+1
8	6 <b>TRAPEZE FLYER</b> Danny Peisley	8	65.0 2000m	0:11.51 2000m	2:19.18 [8] (0:14.89)	2:04.29 [3] (0:11.51)	1:52.78 [4] (0:12.13)	1:40.65 [2] (0:12.53)	1:28.12 [2] (0:12.78)	1:15.34 [2] (0:12.77)	1:02.57 [2] (0:12.34)	0:38.27	+1

# Ipswich QLD Professional

## Race 1: RDO EQUIPMENT Maiden Plate - 2200m

23 August 2024 - 11:43

Track Rating: Good 4, Weather: Fine, Rail Position: +8m Entire

Section				800m	600m	400m	200m			Last 600m	
Field Times				0:48.87 (0:12.04)	0:36.83 (0:11.99)	0:24.84 (0:12.40)	0:12.44 (0:12.44)			0:36.83	
Rank	TAB	Horse/Jockey	Barrier	Top Speed [km/h]	Fastest Section			Margin	Distance Travelled [m]		
1	5	<b>TARANAKI</b> Ryan Maloney	3	63.9 2000m	0:11.51 2000m	0:48.23 [5] (0:11.90)	0:36.33 [5] (0:11.82)	0:24.51 [4] (0:12.13)	0:12.38 [3] (0:12.38)	2:17.65	0:36.33
2	1	<b>BENZINO</b> Nikita Beriman	2	64.1 2000m	0:11.54 2000m	0:48.57 [4] (0:11.93)	0:36.64 [4] (0:12.04)	0:24.60 [5] (0:12.22)	0:12.38 [4] (0:12.38)	0.63L	0:36.64 -5
3	8	<b>THE VOCALIST</b> Michael Cahill	7	65.6 2000m	0:11.34 2000m	0:48.60 [3] (0:11.93)	0:36.67 [3] (0:11.94)	0:24.73 [3] (0:12.19)	0:12.54 [2] (0:12.54)	0.78L	0:36.67 -2
4	7	<b>SWITZERLAND SUN</b> Dan McGillivray	4	63.7 2000m	0:11.49 2000m	0:48.18 [7] (0:11.87)	0:36.31 [7] (0:11.75)	0:24.56 [7] (0:12.14)	0:12.42 [5] (0:12.42)	1.25L	0:36.31 +1
5	4	<b>PRIDE OF PASSION</b> Adin Thompson	6	64.7 2000m	0:11.43 2000m	0:49.54 [1] (0:12.04)	0:37.50 [1] (0:11.99)	0:25.51 [1] (0:12.40)	0:13.11 [1] (0:13.11)	3.91L	0:37.50 -9
6	3	<b>GENZEE</b> Michael Rodd	1	63.5 2000m	0:11.52 2000m	0:49.02 [6] (0:12.04)	0:36.98 [6] (0:11.76)	0:25.22 [6] (0:12.31)	0:12.91 [6] (0:12.91)	4.94L	0:36.98 -7
7	2	<b>DAWSON DROVER</b> Noel Callow	5	65.2 2000m	0:11.37 2000m	0:48.94 [8] (0:11.80)	0:37.14 [8] (0:12.05)	0:25.09 [8] (0:12.54)	0:12.55 [8] (0:12.55)	8.7L	0:37.14 +1
8	6	<b>TRAPEZE FLYER</b> Danny Peisley	8	65.0 2000m	0:11.51 2000m	0:50.23 [2] (0:11.96)	0:38.27 [2] (0:12.08)	0:26.19 [2] (0:12.64)	0:13.55 [7] (0:13.55)	8.99L	0:38.27 +1



Horse/Jockey Name	Taranaki
Final Rank	1
Fastest Section Time (Section)	0:11.51 (2000m)
Top Speed [km/h] (Section)	63.9 (2000m)
Race State	Finished



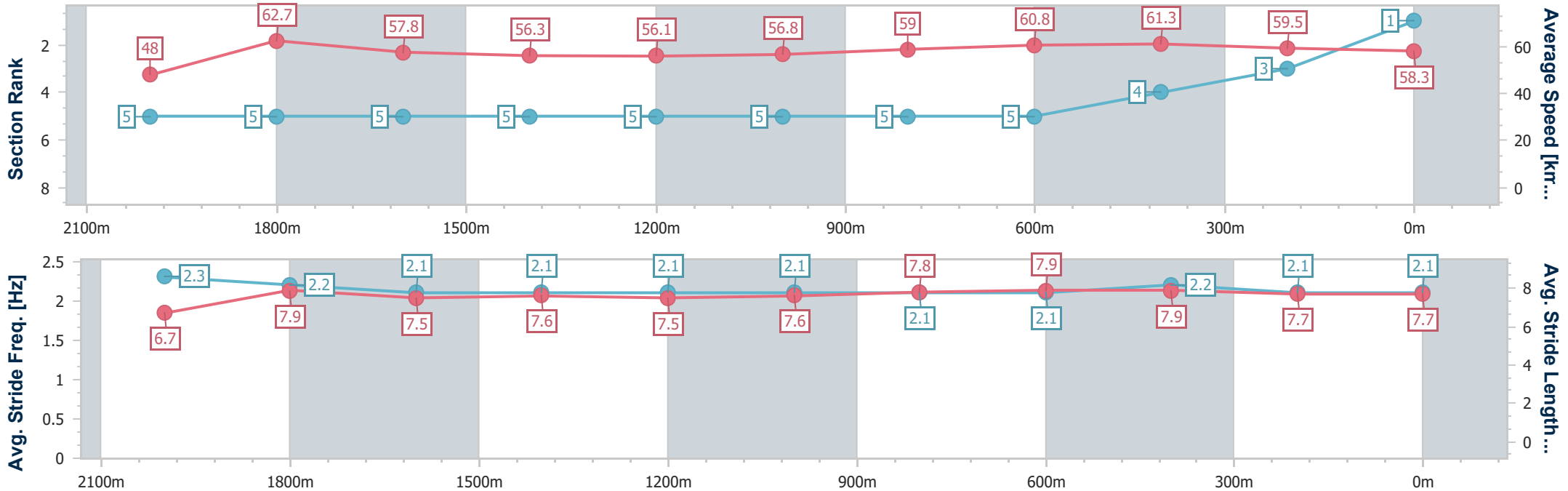
Ipswich QLD Professional  
Race 1: RDO EQUIPMENT Maiden Plate - 2200m



23 August 2024 - 11:43

Track Rating: Good 4, Weather: Fine, Rail Position: +8m Entire

Section	Overall	2000m	1800m	1600m	1400m	1200m	1000m	800m	600m	400m	200m
Section Times	2:17.65 [1] (0:14.97)	2:02.68 [5] (0:11.51)	1:51.17 [5] (0:12.38)	1:38.79 [5] (0:12.79)	1:26.00 [5] (0:12.82)	1:13.18 [5] (0:12.76)	1:00.42 [5] (0:12.19)	0:48.23 [5] (0:11.90)	0:36.33 [5] (0:11.82)	0:24.51 [4] (0:12.13)	0:12.38 [3] (0:12.38)
Average Speed [km/h]	48.0	62.7	57.8	56.3	56.1	56.8	59.0	60.8	61.3	59.5	58.3
Top Speed [km/h]	62.2	63.9	60.5	57.0	57.9	57.9	60.6	61.8	62.9	61.2	60.0
Avg. Dist. to Rail [m]	3.2	0.3	0.6	0.3	0.3	0.9	0.8	0.3	1.6	2.3	2.1
Avg. Stride Freq. [Hz]	2.3	2.2	2.1	2.1	2.1	2.1	2.1	2.1	2.2	2.1	2.1
Avg. Stride Length [m]	6.7	7.9	7.5	7.6	7.5	7.6	7.8	7.9	7.9	7.7	7.7



- [ ] Ranking at each section and finish
- .-.- No data available at this section
- NA No data available



Horse/Jockey Name	Benzino
Final Rank	2
Fastest Section Time (Section)	0:11.54 (2000m)
Top Speed [km/h] (Section)	64.1 (2000m)
Race State	Finished



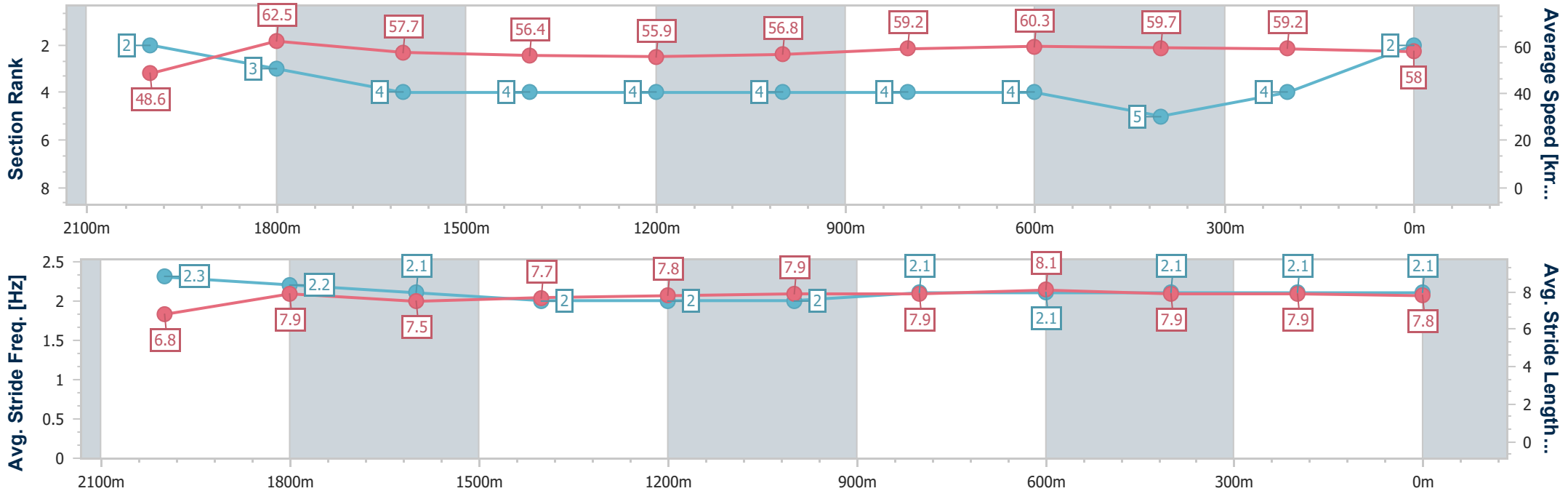
Ipswich QLD Professional  
Race 1: RDO EQUIPMENT Maiden Plate - 2200m



23 August 2024 - 11:43

Track Rating: Good 4, Weather: Fine, Rail Position: +8m Entire

Section	Overall	2000m	1800m	1600m	1400m	1200m	1000m	800m	600m	400m	200m
Section Times	2:17.76 [2] (0:14.81)	2:02.95 [2] (0:11.54)	1:51.41 [3] (0:12.35)	1:39.06 [4] (0:12.75)	1:26.31 [4] (0:12.89)	1:13.42 [4] (0:12.69)	1:00.73 [4] (0:12.16)	0:48.57 [4] (0:11.93)	0:36.64 [4] (0:12.04)	0:24.60 [5] (0:12.22)	0:12.38 [4] (0:12.38)
Average Speed [km/h]	48.6	62.5	57.7	56.4	55.9	56.8	59.2	60.3	59.7	59.2	58.0
Top Speed [km/h]	62.9	64.1	60.9	57.3	56.3	57.6	59.8	61.1	61.2	59.9	58.9
Avg. Dist. to Rail [m]	1.9	1.0	1.2	0.2	0.1	0.1	0.2	0.5	0.3	0.7	1.6
Avg. Stride Freq. [Hz]	2.3	2.2	2.1	2.0	2.0	2.0	2.1	2.1	2.1	2.1	2.1
Avg. Stride Length [m]	6.8	7.9	7.5	7.7	7.8	7.9	7.9	8.1	7.9	7.9	7.8



- [ ] Ranking at each section and finish
- .-.- No data available at this section
- NA No data available



Horse/Jockey Name	The Vocalist
Final Rank	3
Fastest Section Time (Section)	0:11.34 (2000m)
Top Speed [km/h] (Section)	65.6 (2000m)
Race State	Finished



### Ipswich QLD Professional

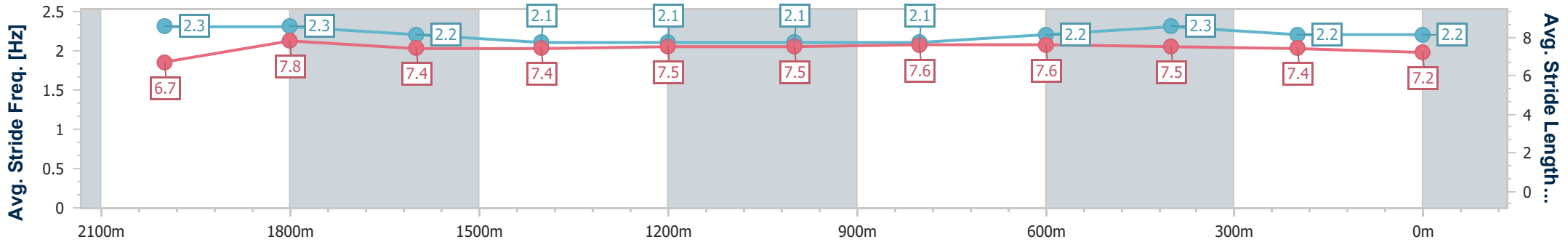
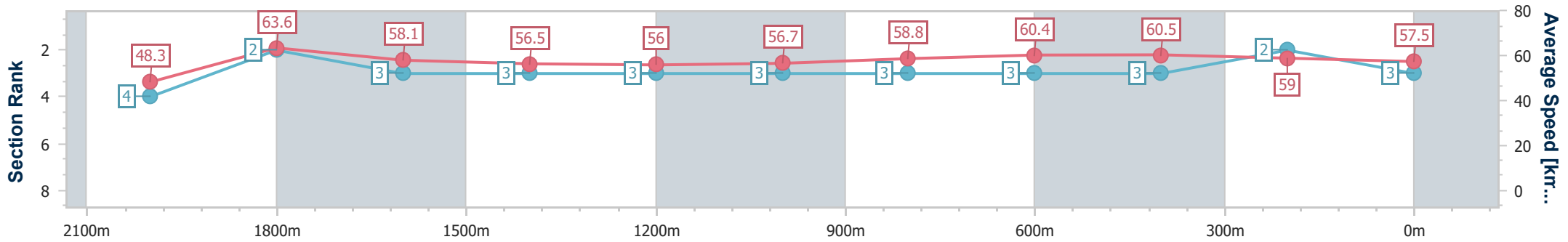
Race 1: RDO EQUIPMENT Maiden Plate - 2200m

23 August 2024 - 11:43



Track Rating: Good 4, Weather: Fine, Rail Position: +8m Entire

Section	Overall	2000m	1800m	1600m	1400m	1200m	1000m	800m	600m	400m	200m
Section Times	2:17.78 [3] (0:14.95)	2:02.83 [4] (0:11.34)	1:51.49 [2] (0:12.28)	1:39.21 [3] (0:12.77)	1:26.44 [3] (0:12.83)	1:13.61 [3] (0:12.75)	1:00.86 [3] (0:12.26)	0:48.60 [3] (0:11.93)	0:36.67 [3] (0:11.94)	0:24.73 [3] (0:12.19)	0:12.54 [2] (0:12.54)
Average Speed [km/h]	48.3	63.6	58.1	56.5	56.0	56.7	58.8	60.4	60.5	59.0	57.5
Top Speed [km/h]	64.5	65.6	60.7	57.3	57.5	58.0	60.1	61.3	61.1	60.2	58.8
Avg. Dist. to Rail [m]	4.1	0.3	0.6	0.2	0.3	1.0	0.6	0.2	0.4	0.8	0.4
Avg. Stride Freq. [Hz]	2.3	2.3	2.2	2.1	2.1	2.1	2.1	2.2	2.3	2.2	2.2
Avg. Stride Length [m]	6.7	7.8	7.4	7.4	7.5	7.5	7.6	7.6	7.5	7.4	7.2



- [ ] Ranking at each section and finish
- .-.- No data available at this section
- NA No data available



Horse/Jockey Name	Switzerland Sun
Final Rank	4
Fastest Section Time (Section)	0:11.49 (2000m)
Top Speed [km/h] (Section)	63.7 (2000m)
Race State	Finished



### Ipswich QLD Professional

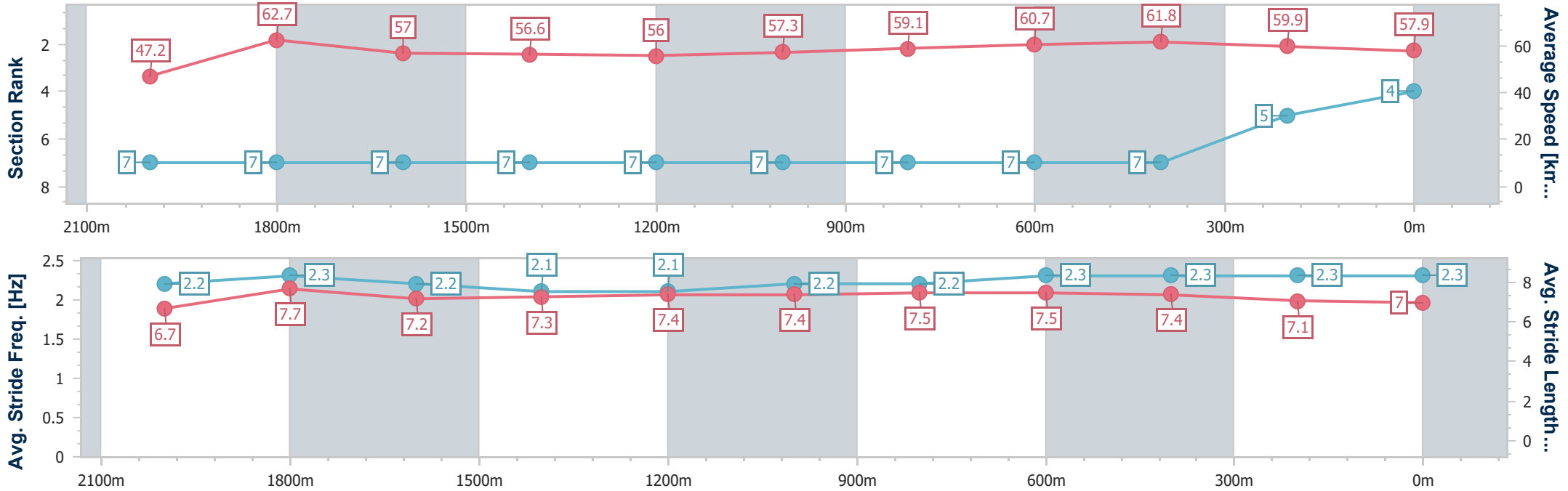
Race 1: RDO EQUIPMENT Maiden Plate - 2200m

23 August 2024 - 11:43



Track Rating: Good 4, Weather: Fine, Rail Position: +8m Entire

Section	Overall	2000m	1800m	1600m	1400m	1200m	1000m	800m	600m	400m	200m
Section Times	2:17.86 [4] (0:15.22)	2:02.64 [7] (0:11.49)	1:51.15 [7] (0:12.46)	1:38.69 [7] (0:12.74)	1:25.95 [7] (0:12.90)	1:13.05 [7] (0:12.66)	1:00.39 [7] (0:12.21)	0:48.18 [7] (0:11.87)	0:36.31 [7] (0:11.75)	0:24.56 [7] (0:12.14)	0:12.42 [5] (0:12.42)
Average Speed [km/h]	47.2	62.7	57.0	56.6	56.0	57.3	59.1	60.7	61.8	59.9	57.9
Top Speed [km/h]	62.5	63.7	60.0	57.8	58.2	58.4	59.8	62.2	62.8	61.6	59.9
Avg. Dist. to Rail [m]	2.5	1.5	1.4	0.7	0.9	1.2	1.0	0.9	1.9	3.5	5.9
Avg. Stride Freq. [Hz]	2.2	2.3	2.2	2.1	2.1	2.2	2.2	2.3	2.3	2.3	2.3
Avg. Stride Length [m]	6.7	7.7	7.2	7.3	7.4	7.4	7.5	7.5	7.4	7.1	7.0



- [ ] Ranking at each section and finish
- .-.- No data available at this section
- NA No data available



Horse/Jockey Name	Pride Of Passion
Final Rank	5
Fastest Section Time (Section)	0:11.43 (2000m)
Top Speed [km/h] (Section)	64.7 (2000m)
Race State	Finished



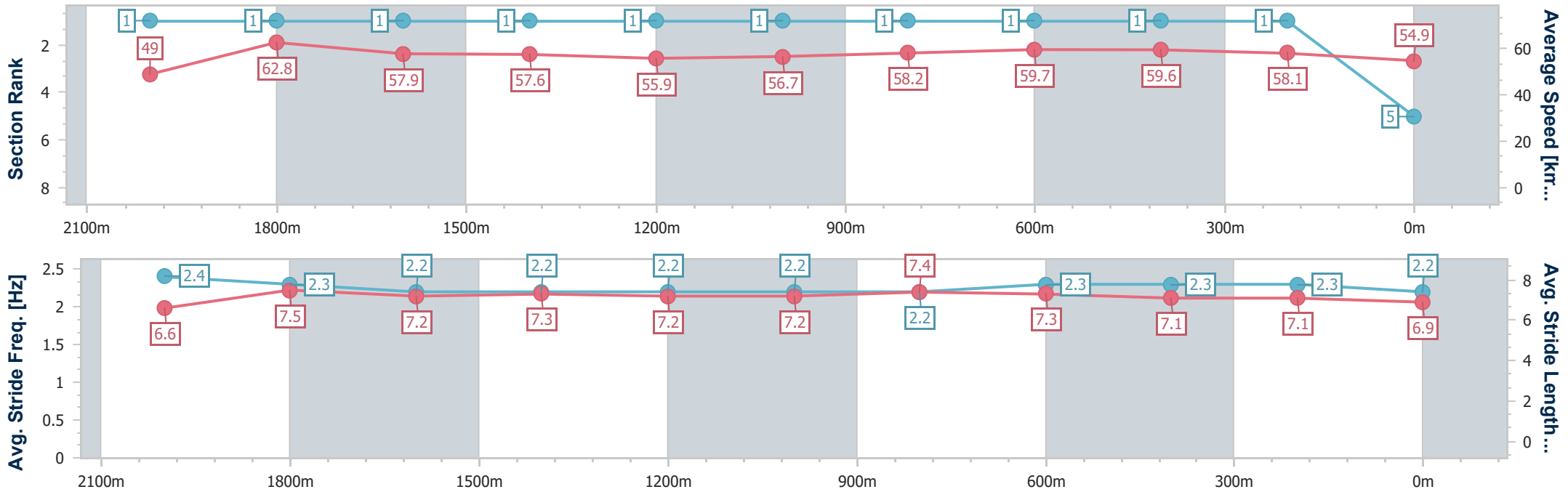
Ipswich QLD Professional  
Race 1: RDO EQUIPMENT Maiden Plate - 2200m



23 August 2024 - 11:43

Track Rating: Good 4, Weather: Fine, Rail Position: +8m Entire

Section	Overall	2000m	1800m	1600m	1400m	1200m	1000m	800m	600m	400m	200m
Section Times	2:18.32 [5] (0:14.73)	2:03.59 [1] (0:11.43)	1:52.16 [1] (0:12.26)	1:39.90 [1] (0:12.47)	1:27.43 [1] (0:12.82)	1:14.61 [1] (0:12.72)	1:01.89 [1] (0:12.35)	0:49.54 [1] (0:12.04)	0:37.50 [1] (0:11.99)	0:25.51 [1] (0:12.40)	0:13.11 [1] (0:13.11)
Average Speed [km/h]	49.0	62.8	57.9	57.6	55.9	56.7	58.2	59.7	59.6	58.1	54.9
Top Speed [km/h]	64.5	64.7	60.4	59.9	56.7	58.2	58.8	60.3	60.8	58.7	57.4
Avg. Dist. to Rail [m]	3.9	1.2	2.1	1.4	0.7	0.1	0.2	0.6	0.9	0.8	1.0
Avg. Stride Freq. [Hz]	2.4	2.3	2.2	2.2	2.2	2.2	2.2	2.3	2.3	2.3	2.2
Avg. Stride Length [m]	6.6	7.5	7.2	7.3	7.2	7.2	7.4	7.3	7.1	7.1	6.9



- [ ] Ranking at each section and finish
- .-.- No data available at this section
- NA No data available



Horse/Jockey Name	Genzee
Final Rank	6
Fastest Section Time (Section)	0:11.52 (2000m)
Top Speed [km/h] (Section)	63.5 (2000m)
Race State	Finished



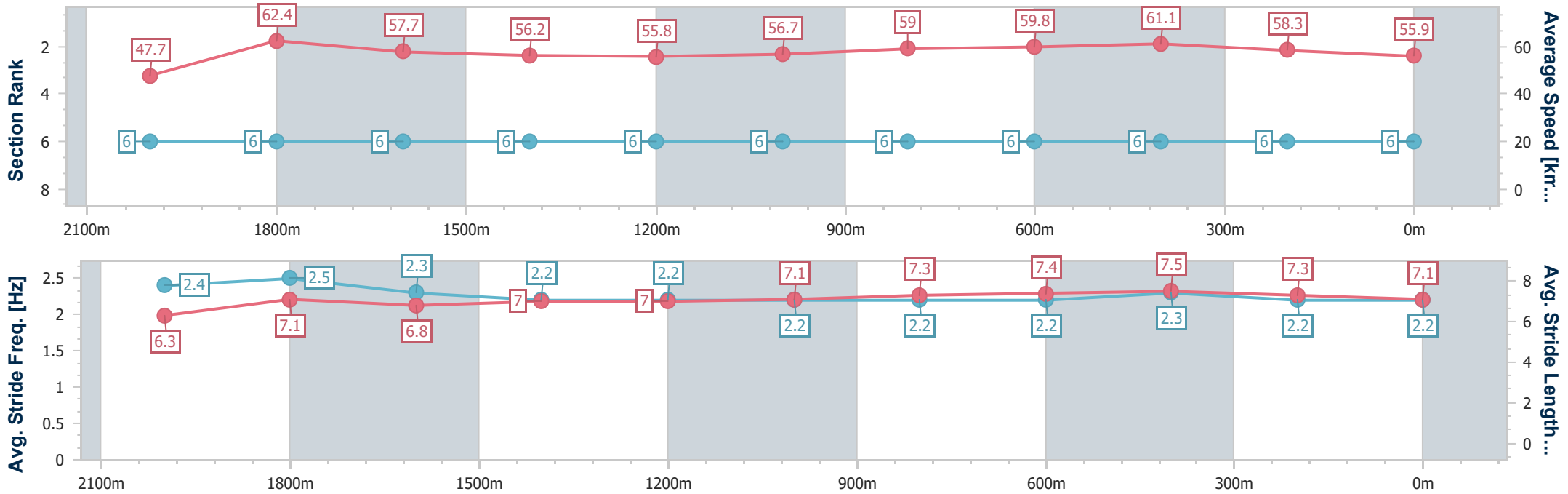
Ipswich QLD Professional  
Race 1: RDO EQUIPMENT Maiden Plate - 2200m



23 August 2024 - 11:43

Track Rating: Good 4, Weather: Fine, Rail Position: +8m Entire

Section	Overall	2000m	1800m	1600m	1400m	1200m	1000m	800m	600m	400m	200m
Section Times	2:18.49 [6] (0:15.10)	2:03.39 [6] (0:11.52)	1:51.87 [6] (0:12.33)	1:39.54 [6] (0:12.76)	1:26.78 [6] (0:12.86)	1:13.92 [6] (0:12.70)	1:01.22 [6] (0:12.20)	0:49.02 [6] (0:12.04)	0:36.98 [6] (0:11.76)	0:25.22 [6] (0:12.31)	0:12.91 [6] (0:12.91)
Average Speed [km/h]	47.7	62.4	57.7	56.2	55.8	56.7	59.0	59.8	61.1	58.3	55.9
Top Speed [km/h]	61.9	63.5	59.6	56.8	57.5	57.5	59.6	61.5	62.5	59.9	56.9
Avg. Dist. to Rail [m]	1.1	0.7	1.7	1.5	1.0	0.2	0.2	0.1	0.5	0.7	0.8
Avg. Stride Freq. [Hz]	2.4	2.5	2.3	2.2	2.2	2.2	2.2	2.2	2.3	2.2	2.2
Avg. Stride Length [m]	6.3	7.1	6.8	7.0	7.0	7.1	7.3	7.4	7.5	7.3	7.1



- [ ] Ranking at each section and finish
- .-.- No data available at this section
- NA No data available





Horse/Jockey Name	Dawson Drover
Final Rank	7
Fastest Section Time (Section)	0:11.37 (2000m)
Top Speed [km/h] (Section)	65.2 (2000m)
Race State	Finished



### Ipswich QLD Professional

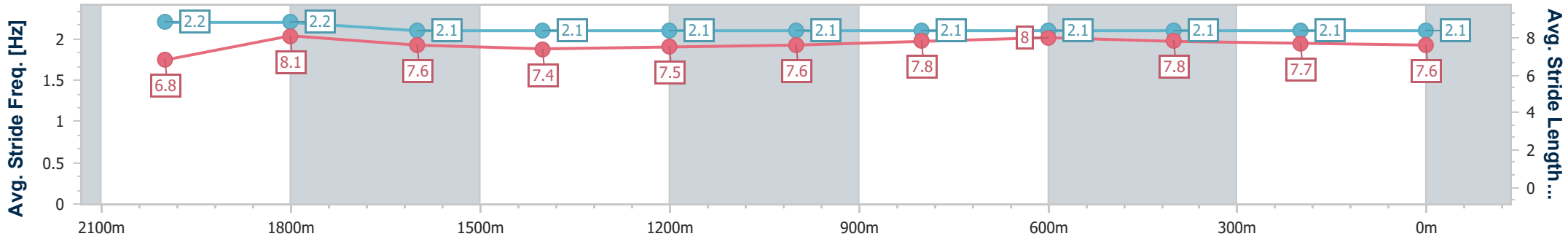
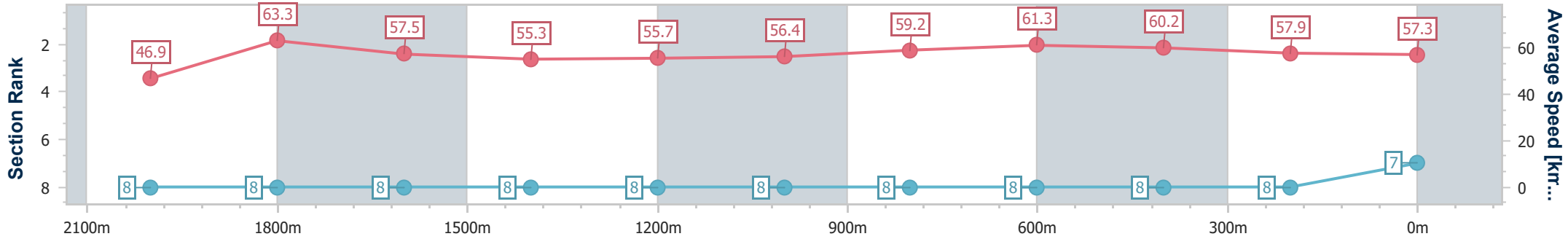
Race 1: RDO EQUIPMENT Maiden Plate - 2200m

23 August 2024 - 11:43



Track Rating: Good 4, Weather: Fine, Rail Position: +8m Entire

Section	Overall	2000m	1800m	1600m	1400m	1200m	1000m	800m	600m	400m	200m
Section Times	2:19.13 [7] (0:15.40)	2:03.73 [8] (0:11.37)	1:52.36 [8] (0:12.57)	1:39.79 [8] (0:13.01)	1:26.78 [8] (0:12.90)	1:13.88 [8] (0:12.77)	1:01.11 [8] (0:12.17)	0:48.94 [8] (0:11.80)	0:37.14 [8] (0:12.05)	0:25.09 [8] (0:12.54)	0:12.55 [8] (0:12.55)
Average Speed [km/h]	46.9	63.3	57.5	55.3	55.7	56.4	59.2	61.3	60.2	57.9	57.3
Top Speed [km/h]	62.7	65.2	60.6	56.3	56.7	57.9	61.1	61.7	61.6	59.0	57.7
Avg. Dist. to Rail [m]	3.7	0.5	0.3	0.6	0.3	0.2	0.8	0.8	1.6	2.9	4.3
Avg. Stride Freq. [Hz]	2.2	2.2	2.1	2.1	2.1	2.1	2.1	2.1	2.1	2.1	2.1
Avg. Stride Length [m]	6.8	8.1	7.6	7.4	7.5	7.6	7.8	8.0	7.8	7.7	7.6



- [ ] Ranking at each section and finish
- .-.- No data available at this section
- NA No data available



Horse/Jockey Name	Trapeze Flyer
Final Rank	8
Fastest Section Time (Section)	0:11.51 (2000m)
Top Speed [km/h] (Section)	65.0 (2000m)
Race State	Finished



### Ipswich QLD Professional

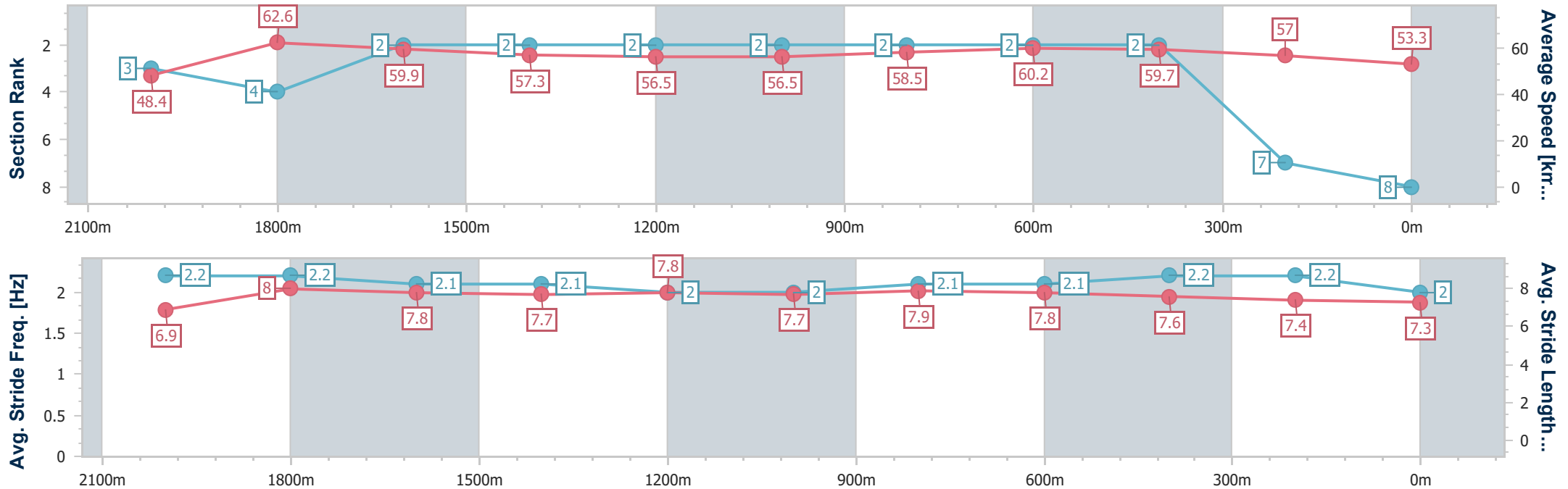
Race 1: RDO EQUIPMENT Maiden Plate - 2200m

23 August 2024 - 11:43



Track Rating: Good 4, Weather: Fine, Rail Position: +8m Entire

Section	Overall	2000m	1800m	1600m	1400m	1200m	1000m	800m	600m	400m	200m
Section Times	2:19.18 [8] (0:14.89)	2:04.29 [3] (0:11.51)	1:52.78 [4] (0:12.13)	1:40.65 [2] (0:12.53)	1:28.12 [2] (0:12.78)	1:15.34 [2] (0:12.77)	1:02.57 [2] (0:12.34)	0:50.23 [2] (0:11.96)	0:38.27 [2] (0:12.08)	0:26.19 [2] (0:12.64)	0:13.55 [7] (0:13.55)
Average Speed [km/h]	48.4	62.6	59.9	57.3	56.5	56.5	58.5	60.2	59.7	57.0	53.3
Top Speed [km/h]	62.5	65.0	62.2	59.3	57.0	57.2	59.2	60.9	60.6	57.9	56.0
Avg. Dist. to Rail [m]	5.6	1.1	1.1	1.2	0.5	0.8	0.7	0.3	0.2	0.4	0.5
Avg. Stride Freq. [Hz]	2.2	2.2	2.1	2.1	2.0	2.0	2.1	2.1	2.2	2.2	2.0
Avg. Stride Length [m]	6.9	8.0	7.8	7.7	7.8	7.7	7.9	7.8	7.6	7.4	7.3



- [ ] Ranking at each section and finish
- .-.- No data available at this section
- NA No data available